



## ONE 97 COMMUNICATIONS LIMITED

Our Company was incorporated as "One 97 Communications Private Limited", a private limited company under the Companies Act, 1956, at New Delhi, pursuant to a certificate of incorporation dated December 22, 2000 issued by the Assistant Registrar of Companies, National Capital Territory of Delhi and Haryana. Subsequently, the name of our Company was changed to "One 97 Communications Limited", pursuant to a fresh certificate of incorporation dated May 12, 2010 issued by the Deputy Registrar of Companies, National Capital Territory of Delhi and Haryana, at New Delhi. For further details in relation to the change in the registered office of our Company, see "History and Certain Corporate Matters" on page 218.

**Corporate Identity Number:** U72200DL2000PLC108985

**Registered Office:** First Floor, Devika Tower, Nehru Place, New Delhi 110 019, India; **Tel:** +91 11 2628 0280; **Website:** www.paytm.com

**Corporate Office:** B-121, Sector 5, Noida, Uttar Pradesh 201 301, India

**Contact Person:** Mr. Amit Khera, Company Secretary and Compliance Officer; **Tel:** +91 120 4770770; **E-mail:** compliance.officer@paytm.com

**OUR COMPANY IS A PROFESSIONALLY MANAGED COMPANY AND DOES NOT HAVE AN IDENTIFIABLE PROMOTER.**

INITIAL PUBLIC OFFERING OF 85,116,278 EQUITY SHARES OF FACE VALUE OF ₹ 1 EACH ("EQUITY SHARES") OF ONE 97 COMMUNICATIONS LIMITED (THE "COMPANY" OR THE "ISSUER") FOR CASH AT A PRICE OF ₹ 2.150 PER EQUITY SHARE (INCLUDING A SHARE PREMIUM OF ₹ 2,149 PER EQUITY SHARE) (THE "OFFER PRICE") AGGREGATING TO ₹ 183,000 MILLION, COMPRISING A FRESH ISSUE OF 38,604,651 EQUITY SHARES AGGREGATING TO ₹ 83,000 MILLION (THE "FRESH ISSUE") AND AN OFFER FOR SALE OF 46,511,627 EQUITY SHARES AGGREGATING TO ₹ 100,000 MILLION, COMPRISING 1,872,802 EQUITY SHARES AGGREGATING TO ₹ 4,026.5 MILLION BY MR. VIJAY SHEKHAR SHARMA (THE "FOUNDER SELLING SHAREHOLDER"), 21,881,079 EQUITY SHARES AGGREGATING TO ₹ 47,044.3 MILLION BY ANTFIN (NETHERLANDS) HOLDING B.V., 3,650,318 EQUITY SHARES AGGREGATING TO ₹ 7,848.2 MILLION BY ALIBABA.COM SINGAPORE E-COMMERCE PRIVATE LIMITED, 348,940 EQUITY SHARES AGGREGATING TO ₹ 750.2 MILLION BY ELEVATION CAPITAL V FII HOLDINGS LIMITED, 297,700 EQUITY SHARES AGGREGATING TO ₹ 640.1 MILLION BY ELEVATION CAPITAL V LIMITED, 6,175,121 EQUITY SHARES AGGREGATING TO ₹ 13,276.5 MILLION BY SAIF III MAURITIUS COMPANY LIMITED, 2,621,542 EQUITY SHARES AGGREGATING TO ₹ 5,636.3 MILLION BY SAIF PARTNERS INDIA IV LIMITED, 7,855,970 EQUITY SHARES AGGREGATING TO ₹ 16,890.3 MILLION BY SVF PANTHER (CAYMAN) LIMITED AND 1,403,601 EQUITY SHARES AGGREGATING TO ₹ 3,017.7 MILLION BY BH INTERNATIONAL HOLDINGS, (THE "INVESTOR SELLING SHAREHOLDERS") AND 404,554 EQUITY SHARES AGGREGATING TO ₹ 869.8 MILLION BY THE PERSONS LISTED IN THIS PROSPECTUS (THE "OTHER SELLING SHAREHOLDERS", AS DEFINED BELOW) (THE FOUNDER SELLING SHAREHOLDER, THE INVESTOR SELLING SHAREHOLDERS AND THE OTHER SELLING SHAREHOLDERS, COLLECTIVELY, THE "SELLING SHAREHOLDERS", AND SUCH EQUITY SHARES OFFERED BY THE SELLING SHAREHOLDERS, THE "OFFERED SHARES") (SUCH OFFER FOR SALE BY THE SELLING SHAREHOLDERS, THE "OFFER FOR SALE" AND TOGETHER WITH THE FRESH ISSUE, "THE OFFER").

\* Subject to finalization of the Basis of Allotment

**THE FACE VALUE OF THE EQUITY SHARES IS ₹ 1. THE OFFER PRICE IS 2.150 TIMES THE FACE VALUE OF THE EQUITY SHARES. THE OFFER CONSTITUTES 13.13% OF THE POST-OFFER PAID-UP EQUITY SHARE CAPITAL OF OUR COMPANY.**

The Offer was made in terms of Rule 19(2)(b) of the Securities Contracts (Regulation) Rules, 1957, as amended, (the "SCRR") read with Regulation 31 of the Securities and Exchange Board of India (Issue of Capital and Disclosure Requirements) Regulations, 2018, as amended ("SEBI ICDR Regulations"). The Offer was made through the Book Building Process, in compliance with Regulation 6(2) of the SEBI ICDR Regulations, where not less than 75% of the Offer was made available for allocation on a proportionate basis to Qualified Institutional Buyers ("QIBs") (the "QIB Portion"), provided that our Company, in consultation with the Book Running Lead Managers allocated up to 60% of the QIB Portion to Anchor Investors, on a discretionary basis (the "Anchor Investor Portion"), of which one-third was reserved for domestic Mutual Funds, subject to valid Bids being received from domestic Mutual Funds at or above the price at which Equity Shares were allocated to Anchor Investors. Further, 5% of the Net QIB Portion was made available for allocation on a proportionate basis to Mutual Funds only and the remainder of the Net QIB Portion was made available for allocation on a proportionate basis to all QIBs, including Mutual Funds, subject to valid Bids being received at or above the Offer Price. Further, not more than 15% of the Offer was made available for allocation on a proportionate basis to Non-Institutional Investors ("NIIs") and not more than 10% of the Offer was made available for allocation to Retail Individual Bidders ("RIBs"), in accordance with the SEBI ICDR Regulations, subject to valid Bids having been received at or above the Offer Price. All Bidders (other than Anchor Investors) were required to mandatorily participate in this Offer through the Application Supported by Blocked Amount ("ASBA") process, and were required to provide details of their respective bank account (including UPI ID for RIBs using UPI Mechanism) in which the Bid Amount were blocked by the SCSBs or the Sponsor Bank, as the case may be. Anchor Investors were not permitted to participate in the Offer through the ASBA process. For details, specific attention is invited to "Offer Procedure" on page 491.

### RISKS IN RELATION TO THE FIRST OFFER

This being the first public issue of the Equity Shares, there has been no formal market for the Equity Shares. The face value of the Equity Shares is ₹ 1. The Floor Price, Cap Price and Offer Price determined by our Company and the Investor Selling Shareholders, in consultation with the Book Running Lead Managers, on the basis of the assessment of market demand for the Equity Shares by way of the Book Building Process, as stated under "Basis for Offer Price" on page 135 should not be considered to be indicative of the market price of the Equity Shares after the Equity Shares are listed. No assurance can be given regarding an active or sustained trading in the Equity Shares nor regarding the price at which the Equity Shares will be traded after listing.

### GENERAL RISK

Investments in equity and equity-related securities involve a degree of risk and investors should not invest any funds in the Offer unless they can afford to take the risk of losing their entire investment. Investors are advised to read the risk factors carefully before taking an investment decision in the Offer. For taking an investment decision, investors must rely on their own examination of our Company and the Offer, including the risks involved. The Equity Shares in the Offer have not been recommended or approved by the Securities and Exchange Board of India ("SEBI"), nor does SEBI guarantee the accuracy or adequacy of the contents of this Prospectus. Specific attention of the investors is invited to "Risk Factors" on page 38.

### ISSUER'S AND SELLING SHAREHOLDERS' ABSOLUTE RESPONSIBILITY

Our Company, having made all reasonable inquiries, accepts responsibility for and confirms that this Prospectus contains all information with regard to our Company and the Offer, which is material in the context of the Offer, that the information contained in this Prospectus is true and correct in all material aspects and is not misleading in any material respect, that opinions and intentions expressed herein are honestly held and that there are no other facts, the omission of which makes this Prospectus as a whole or any of such information or the expression of any such opinions or intentions misleading in any material respect. Further, each of the Selling Shareholders, severally and not jointly, accepts responsibility for and confirms the statements specifically made by such Selling Shareholder in this Prospectus to the extent of information pertaining to itself and respective portion of its Offered Shares and assumes responsibility that such statements are true and correct in all material respects and not misleading in any material respect. However, each Selling Shareholder assumes no responsibility for any other statements, including without limitation, any and all statements made by or relating to our Company or any other Selling Shareholders or any other person(s) in this Prospectus.

### LISTING

The Equity Shares offered through the Red Herring Prospectus are proposed to be listed on the Stock Exchanges. Our Company has received 'in-principle' approvals from BSE and NSE for the listing of the Equity Shares pursuant to letters dated August 3, 2021 and July 29, 2021, respectively. For the purposes of the Offer, BSE Limited is the Designated Stock Exchange. A signed copy of this Prospectus has been and a signed copy of this Prospectus shall be delivered to the RoC in accordance with Section 26(4) of the Companies Act, 2013. For details of the material contracts and material documents that were made available for inspection from the date of the Red Herring Prospectus up to the Bid/Offer Closing Date, see "Material Contracts and Documents for Inspection" on page 525.

### BOOK RUNNING LEAD MANAGERS

<p><b>Morgan Stanley India Company Private Limited</b> 18th Floor, Tower 2, One World Center Plot - 841, Jupiter Textile Mill Compound Senapati Bapat Marg, Lower Parel Mumbai 400 013, Maharashtra, India Tel: +91 22 6118 1000 E-mail: one97_ipo@morganstanley.com Website: www.morganstanley.com Investor Grievance E-mail: investors_india@morganstanley.com Contact Person: Nikita Giria SEBI Registration No.: INM000011203</p>	<p><b>Goldman Sachs (India) Securities Private Limited</b> 951-A, Rational House, Appasaheb Marathe Marg Prabhadevi, Mumbai 400 025 Maharashtra, India Tel: +91 22 6616 9000 E-mail: paytmipo@gs.com Website: www.goldmansachs.com Investor grievance e-mail: india-client-support@gs.com Contact person: Chirag Jasani SEBI Registration No: INM000011054</p>	<p><b>Axis Capital Limited</b> 1<sup>st</sup> Floor, Axis House C-2, Wadia International Centre P.B. Marg, Worli Mumbai 400 025 Maharashtra, India Tel: + 91 22 4325 2183 E-mail: one97ci.ip@axiscap.in Website: www.axiscapital.co.in Investor grievance e-mail: complaints@axiscap.in Contact person: Pavan Naik SEBI Registration No: INM000012029 SEBI Coordinator</p>	<p><b>ICICI Securities Limited</b> ICICI Venture House, Appasaheb Marathe Marg Prabhadevi Mumbai - 400025, Maharashtra, India Tel: +91 22 6807 7100 E-mail: paytm.ip@icicisecurities.com Website: www.icicisecurities.com Investor grievance e-mail: customercare@icicisecurities.com Contact person: Shekher Asnani/Kristina Dias SEBI Registration No: INM000011179</p>
			<p><b>REGISTRAR TO THE OFFER</b></p>
<p><b>J.P. Morgan India Private Limited</b> J.P. Morgan Tower, Off CST Road Kalina, Santacruz East Mumbai 400 098, Maharashtra Tel: +91 22 6157 3000 E-mail: PAYTM_IPO@jpmorgan.com Website: www.jpimipl.com Investor grievance e-mail: investorsmb.jpimipl@jpmorgan.com Contact person: Saarthak K Soni SEBI Registration No: INM000002970</p>	<p><b>Citigroup Global Markets India Private Limited</b> 1202, 12<sup>th</sup> Floor, First International Financial Centre G-Block, C54 &amp; 55 Bandra Kurla Complex, Bandra (East) Mumbai 400 098, Maharashtra, India Tel: +91 22 6175 9999 E-mail: paytmipo@citi.com Website: www.online.citibank.co.in/rhtm/citigroupglobalscreen1.htm Investor grievance e-mail: investors.cgmb@citi.com Contact person: Karan Singh Hundal SEBI Registration No: INM000010718</p>	<p><b>HDFC Bank Limited</b> Investment Banking Group Unit No. 401 &amp; 402, 4th Floor Tower B, Peninsula Business Park, Lower Parel Mumbai 400 013, Maharashtra, India Tel: +91 22 3395 8233 E-mail: paytm.ip@hdfcbank.com Website: www.hdfcbank.com Investor grievance e-mail: investor.redressal@hdfcbank.com Contact person: Ravi Sharma / Harsh Thakkar SEBI Registration No: INM000011252</p>	<p><b>Link Intime India Private Limited</b> C-101, 247 Park, L.B.S. Marg, Vikhroli (West) Mumbai 400 083, Maharashtra, India Tel: +91 022 4918 6200 E-mail: paytm.ip@linkintime.co.in Investor Grievance E-mail: paytm.ip@linkintime.co.in Website: www.linkintime.co.in Contact Person: Shanti Gopalkrishnan SEBI Registration No.: INR000004058</p>

Joint Global Co-ordinators and Book Running Lead Managers

### BID/ OFFER PERIOD

BID/ OFFER OPENED ON <sup>(1)</sup>	November 8, 2021	BID/ OFFER CLOSED ON <sup>(2)</sup>	November 10, 2021
-------------------------------------	------------------	-------------------------------------	-------------------

<sup>(1)</sup>The Anchor Investor Bid/Offer Period was one Working Day prior to the Bid/Offer Opening Date, i.e. November 3, 2021.

*(This page is intentionally left blank)*

## TABLE OF CONTENTS

<b>SECTION I – GENERAL</b> .....	4
<b>DEFINITIONS AND ABBREVIATIONS</b> .....	4
<b>CERTAIN CONVENTIONS, USE OF FINANCIAL INFORMATION AND MARKET DATA AND CURRENCY OF PRESENTATION</b> .....	19
<b>FORWARD-LOOKING STATEMENTS</b> .....	26
<b>SUMMARY OF THE OFFER DOCUMENT</b> .....	28
<b>SECTION II - RISK FACTORS</b> .....	38
<b>SECTION III – INTRODUCTION</b> .....	86
<b>THE OFFER</b> .....	86
<b>SUMMARY FINANCIAL STATEMENTS</b> .....	88
<b>GENERAL INFORMATION</b> .....	92
<b>CAPITAL STRUCTURE</b> .....	102
<b>OBJECTS OF THE OFFER</b> .....	127
<b>BASIS FOR OFFER PRICE</b> .....	135
<b>STATEMENT OF POSSIBLE SPECIAL TAX BENEFITS</b> .....	137
<b>SECTION IV- ABOUT OUR COMPANY</b> .....	143
<b>INDUSTRY OVERVIEW</b> .....	143
<b>OUR BUSINESS</b> .....	166
<b>KEY REGULATIONS AND POLICIES IN INDIA</b> .....	211
<b>HISTORY AND CERTAIN CORPORATE MATTERS</b> .....	218
<b>OUR MANAGEMENT</b> .....	243
<b>OUR PRINCIPAL SHAREHOLDERS</b> .....	261
<b>OUR GROUP COMPANIES</b> .....	262
<b>DIVIDEND POLICY</b> .....	268
<b>SECTION V – FINANCIAL INFORMATION</b> .....	269
<b>RESTATED FINANCIAL STATEMENTS</b> .....	269
<b>OTHER FINANCIAL INFORMATION</b> .....	411
<b>CAPITALISATION STATEMENT</b> .....	413
<b>FINANCIAL INDEBTEDNESS</b> .....	414
<b>MANAGEMENT’S DISCUSSION AND ANALYSIS OF FINANCIAL CONDITION AND RESULTS OF OPERATIONS</b> .....	417
<b>SECTION VI – LEGAL AND OTHER INFORMATION</b> .....	447
<b>OUTSTANDING LITIGATION AND MATERIAL DEVELOPMENTS</b> .....	447
<b>GOVERNMENT AND OTHER APPROVALS</b> .....	455
<b>OTHER REGULATORY AND STATUTORY DISCLOSURES</b> .....	462
<b>SECTION VII – OFFER RELATED INFORMATION</b> .....	482
<b>TERMS OF THE OFFER</b> .....	482
<b>OFFER STRUCTURE</b> .....	488
<b>OFFER PROCEDURE</b> .....	491
<b>RESTRICTIONS ON FOREIGN OWNERSHIP OF INDIAN SECURITIES</b> .....	508
<b>SECTION VIII – MAIN PROVISIONS OF THE ARTICLES OF ASSOCIATION</b> .....	510
<b>SECTION IX – OTHER INFORMATION</b> .....	525
<b>MATERIAL CONTRACTS AND DOCUMENTS FOR INSPECTION</b> .....	525
<b>DECLARATION</b> .....	528
<b>DECLARATION BY THE FOUNDER SELLING SHAREHOLDER</b> .....	529
<b>DECLARATION BY ALIBABA.COM SINGAPORE E-COMMERCE PRIVATE LIMITED</b> .....	530
<b>DECLARATION BY ANTFIN (NETHERLANDS) HOLDING B.V.</b> .....	531
<b>DECLARATION BY ELEVATION CAPITAL V FII HOLDINGS LIMITED</b> .....	532
<b>DECLARATION BY ELEVATION CAPITAL V LIMITED</b> .....	533
<b>DECLARATION BY SAIF III MAURITIUS COMPANY LIMITED</b> .....	534
<b>DECLARATION BY SAIF PARTNERS INDIA IV LIMITED</b> .....	535
<b>DECLARATION BY SVF PANTHER (CAYMAN) LIMITED</b> .....	536
<b>DECLARATION BY BH INTERNATIONAL HOLDINGS</b> .....	537
<b>DECLARATION BY THE OTHER SELLING SHAREHOLDERS</b> .....	538

## SECTION I – GENERAL

### DEFINITIONS AND ABBREVIATIONS

*This Prospectus uses certain definitions and abbreviations which, unless the context otherwise indicates or implies, shall have the meaning as provided below. References to any legislation, act, regulation, rules, guidelines or policies shall be to such legislation, act, regulation, rules, guidelines or policies as amended, supplemented or re-enacted from time to time, and any reference to a statutory provision shall include any subordinate legislation framed from time to time under that provision.*

*Unless the context otherwise indicates, all references to “**the Company**”, “**our Company**” and the “**Issuer**” are references to One 97 Communications Limited, a public limited company incorporated in India under the Companies Act, 1956 with its registered office at First Floor, Devika Tower, Nehru Place, New Delhi 110 019, India. Furthermore, unless the context otherwise indicates, all references to the terms “**we**”, “**us**” and “**our**” are to our Company and our Subsidiaries (as defined below) on a consolidated basis.*

*The words and expressions used in this Prospectus but not defined herein shall have, to the extent applicable, the same meaning ascribed to such terms under the SEBI ICDR Regulations, the Companies Act, 2013, the SCRA, the Depositories Act and the rules and regulations framed thereunder. Notwithstanding the foregoing, the terms used in “**Industry Overview**”, “**Key Regulations and Policies in India**”, “**Statement of Special Tax Benefits**”, “**Basis for Offer Price**”, “**Financial Information**”, “**Outstanding Litigation and Material Developments**” and “**Main Provisions of the Articles of Association**” on pages 143, 211, 137, 135, 269, 447 and 510, respectively, shall have the meaning ascribed to them in the relevant section.*

#### Company Related Terms

<b>Term</b>	<b>Description</b>
Additional Director	An additional Director of our Company
Alternate Director	An alternate Director of our Company
AoA / Articles of Association / Articles	The articles of association of our Company, as amended
API	Antfin (Netherlands) Holding B.V.
Associate	An associate is an entity over which the Group, as defined in the Restated Financial Statements, has significant influence. Significant influence is the power to participate in the financial and operating policy decisions of the investee, but is not control or joint control. For details, see “ <b>Restated Financial Statements</b> ” on page 269
Audit Committee	The audit committee of our Board, as described in “ <b>Our Management</b> ” on page 243
Auditors/ Statutory Auditors	The statutory auditors of our Company, being Price Waterhouse Chartered Accountants LLP
Board / Board of Directors	The board of directors of our Company, or a duly constituted committee thereof
Chief Executive Officer / CEO	Chief executive officer of our Company
Chief Financial Officer / CFO	Chief financial officer of our Company
Company Secretary and Compliance Officer	The company secretary and compliance officer of our Company
Corporate Office	The corporate office of our Company, situated at B-121, Sector 5, Noida, Uttar Pradesh 201 301, India
CSR Committee or Corporate Social Responsibility Committee	The corporate social responsibility committee of our Board, as described in “ <b>Our Management</b> ” on page 243
Director(s)	The director(s) on our Board of Directors, as described in “ <b>Our Management</b> ” on page 243

Elevation Capital	SAIF Partners India IV Limited, Elevation Capital V Limited and Elevation Capital V FII Holdings Limited, collectively
ESOPs	Employee stock options granted by our Company pursuant to ESOP Schemes
ESOP – 2008	One 97 Employees Stock Option Scheme 2008
ESOP – 2019	One 97 Employees Stock Option Scheme 2019
ESOP Schemes	The employee stock option schemes formulated by our Company, namely ESOP – 2008 and ESOP – 2019
Equity Shares	The equity shares of our Company of face value of ₹ 1 each
Executive Directors	Whole-time directors/ executive directors on our Board
Founder	The founder of our Company, Mr. Vijay Shekhar Sharma
Group	As defined in the Restated Financial Statements
Group Companies	In terms of SEBI ICDR Regulations, the term ‘group companies’ includes companies (other than our Subsidiaries) with which there were related party transactions in accordance with Ind AS 24 as disclosed in the Restated Financial Statements as covered under the applicable accounting standards and such other companies as considered material by our Board in accordance with the Materiality Policy, and as identified in “ <b><i>Our Group Companies</i></b> ” on page 262
Independent Director	Independent director(s) on our Board
IPO Committee	The IPO committee of our Board constituted to facilitate the process of the Offer, and as described in “ <b><i>Our Management</i></b> ” on page 243
KMP/ Key Managerial Personnel	Key managerial personnel of our Company in terms of Regulation 2(1)(bb) of the SEBI ICDR Regulations and as described in “ <b><i>Our Management</i></b> ” on page 243
Managing Director	The managing director of our Company
Materiality Policy	The policy adopted by our Board by way of a resolution dated July 10, 2021, and updated by way of resolution passed by our Board on October 24, 2021, for determining identification of Group Companies, material outstanding litigation and outstanding dues to material creditors, in accordance with the disclosure requirements under the SEBI ICDR Regulations
MoA/ Memorandum of Association	The memorandum of association of our Company, as amended
Nomination and Remuneration Committee	The nomination and remuneration committee of our Board, as described in “ <b><i>Our Management</i></b> ” on page 243
Non-Executive Director	Non-executive Directors of our Company
Paytm Insurance Broking	Paytm Insurance Broking Private Limited
Paytm Money	Paytm Money Limited
Paytm Payments Bank/PPBL	Paytm Payments Bank Limited, our Group Company. We own 49% equity interest in Paytm Payments Bank and are not categorised as one of its promoters. The financial statements of Paytm Payments Bank are consolidated as an associate of our Company, and not as a Subsidiary of our Company.
Registered Office	The registered office of our Company, situated at First Floor, Devika Tower, Nehru Place, New Delhi 110 019, India
RedSeer	RedSeer Management Consulting Private Limited
RedSeer Report	Report titled “ <i>The Digital Transformation of Payments and Financial Services in India</i> ” dated October 23, 2021, prepared by RedSeer
Restated Financial Statements	The restated consolidated financial information of our Company, its subsidiaries, its joint ventures and its associates comprising of the Restated Consolidated Statement of Assets and Liabilities as at June 30, 2021, June

	30, 2020, March 31, 2021, March 31, 2020 and March 31, 2019, the Restated Consolidated Statement of Profit and Loss, the Restated Consolidated Statement of Changes in Equity, the Restated Consolidated Statement of Cash Flows and the Notes to the Restated Consolidated Financial Information for the three months period ended June 30, 2021 and June 30, 2020, and Fiscal Years ended March 31, 2021, March 31, 2020 and March 31, 2019, and Statement of Adjustments to the Audited Special Purpose Interim Consolidated Financial Statements as at and for the three months period ended June 30, 2021 and June 30, 2020 and Audited Consolidated Financial Statements, as at and for the Fiscal Years ended March 31, 2021, March 31, 2020 and March 31, 2019 and each prepared in accordance with Ind AS, and restated in accordance with the requirements of the Companies Act, 2013, SEBI ICDR Regulations, as amended from time to time, and the Guidance Note on Reports in Company Prospectuses (Revised 2019) issued by the ICAI.
Risk Management Committee	The risk management committee of our Board, as described in <b>“Our Management”</b> on page 243
RoC/ Registrar of Companies	Registrar of Companies, National Capital Territory of Delhi and Haryana, at New Delhi
SAIF	SAIF III Mauritius Company Limited
Shareholders	The holders of the Equity Shares from time to time
Shareholders’ Agreement/ SHA	Shareholders’ agreement dated November 17, 2019 executed among our Company, Mr. Vijay Shekhar Sharma, BH International Holdings, Alibaba.com Singapore E-Commerce Private Limited, Antfin (Netherlands) Holding B.V., SVF, SAIF and Elevation Capital, as amended by the SHA Amendment Agreement
SHA Amendment Agreements	Amendment dated June 15, 2021 to the SHA executed among our Company, Mr. Vijay Shekhar Sharma, BH International Holdings, Alibaba.com Singapore E-Commerce Private Limited, Antfin (Netherlands) Holding B.V., SVF, SAIF, Elevation Capital, T. Rowe Price Growth Stock Fund, Inc., T. Rowe Price Growth Stock Trust, T. Rowe Price Communications & Technology Fund, Inc., T. Rowe Price Global Technology Fund, Inc., T. Rowe Price Global Growth Stock Fund, T. Rowe Price Global Growth Equity Trust, T. Rowe Price Global Equity Fund and T. Rowe Price Global Growth Equity Pool (the <b>“SHA Amendment Parties”</b> ), and the second amendment dated October 24, 2021 to the SHA executed among the SHA Amendment Parties
Stakeholders’ Relationship Committee	The stakeholders’ relationship committee of our Board, as described in <b>“Our Management”</b> on page 243
Subsidiaries	The subsidiaries of our Company in accordance with the provisions of the Companies Act, 2013. For further details, please see <b>“History and Certain Corporate Matters – Our Subsidiaries”</b> on page 227.  Paytm First Games Private Limited, Paytm First Games Singapore Pte. Ltd and Paytm Technology (Beijing) Co., Ltd have been identified as joint ventures of our Company in the Restated Financial Statements, in accordance with applicable accounting standards. However, pursuant to the definition of “subsidiaries” under the Companies Act, Paytm First Games Private Limited, Paytm First Games Singapore Pte. Ltd and Paytm Technology (Beijing) Co., Ltd have each been identified as a Subsidiary of our Company, as our Company controls more than one-half of the total voting power of Paytm First Games Private Limited, and Paytm First Games Singapore Pte. Ltd and Paytm Technology (Beijing) Co., Ltd are wholly-owned subsidiaries of Paytm First Games Private Limited.
SVF	SVF India Holdings (Cayman) Limited and SVF Panther (Cayman) Limited

## Offer Related Terms

Term	Description
Abridged Prospectus	Abridged prospectus means a memorandum containing such salient features of a prospectus as may be specified by the SEBI in this behalf
Acknowledgment Slip	The slip or document issued by the respective Designated Intermediary(ies) to a Bidder as proof of registration of the Bid cum Application Form
Allot/Allotted/Allotment	Unless the context otherwise requires, allotment of the Equity Shares pursuant to the Fresh Issue and transfer of the Offered Shares pursuant to the Offer for Sale to the successful Bidders
Allotment Advice	The note or advice or intimation of Allotment, sent to each successful Bidder who has been or is to be Allotted the Equity Shares after approval of the Basis of Allotment by the Designated Stock Exchange
Allottee	A successful Bidder to whom the Equity Shares are Allotted
Anchor Investor	A Qualified Institutional Buyer, who applied under the Anchor Investor Portion in accordance with the requirements specified in the SEBI ICDR Regulations and the Red Herring Prospectus and who has Bid for an amount of at least ₹100 million
Anchor Investor Allocation Price	₹ 2,150 per Equity Share
Anchor Investor Application Form	The application form used by an Anchor Investor to make a Bid in the Anchor Investor Portion and which will be considered as an application for Allotment in terms of the Red Herring Prospectus and this Prospectus
Anchor Investor Bid/Offer Period	One Working Day prior to the Bid/ Offer Opening Date, on which Bids by Anchor Investors was submitted and allocation to the Anchor Investors was completed, being November 3, 2021
Anchor Investor Offer Price	₹ 2,150 per Equity Share The Anchor Investor Offer Price has been decided by our Board, in consultation with the JGC-BRLMs and the BRLMs
Anchor Investor Pay-in Date	With respect to Anchor Investor(s), the Anchor Investor Bid/Offer Period, and in the event the Anchor Investor Allocation Price is lower than the Anchor Investor Offer Price, not later than two Working Days after the Bid/ Offer Closing Date
Anchor Investor Portion	Up to 60% of the QIB Portion which has been allocated by our Company, in consultation with the JGC-BRLMs and the BRLMs, to the Anchor Investors on a discretionary basis in accordance with the SEBI ICDR Regulations. One-third of the Anchor Investor Portion was reserved for domestic Mutual Funds, subject to valid Bids being received from domestic Mutual Funds at or above the Anchor Investor Allocation Price, in accordance with the SEBI ICDR Regulations
Application Supported by Blocked Amount/ ASBA	An application (whether physical or electronic) by an ASBA Bidder to make a Bid authorizing the relevant SCSB to block the Bid Amount in the relevant ASBA Account and which includes application made by RIBs using the UPI mechanism, where the Bid amount was be blocked upon acceptance of UPI Mandate Request by RIBs
ASBA Account	A bank account maintained with an SCSB by an ASBA Bidder, as specified in the ASBA Form submitted by ASBA Bidders for blocking the Bid Amount mentioned in the relevant ASBA Form and includes a bank account maintained by an RIB linked to a UPI ID, which was blocked upon acceptance of a UPI Mandate Request made by the RIB using the UPI Mechanism
ASBA Bid	A Bid made by an ASBA Bidder
ASBA Bidders	All Bidders except Anchor Investors
ASBA Form	An application form, whether physical or electronic, used by ASBA Bidders to submit Bids through the ASBA process, which was considered as the application for Allotment in terms of the Red Herring Prospectus
Axis	Axis Capital Limited

Banker(s) to the Offer	Collectively, the Escrow Collection Bank, Refund Bank, Public Offer Account Bank and the Sponsor Bank
Basis of Allotment	The basis on which the Equity Shares will be Allotted to successful Bidders under the Offer, as described in “ <b>Offer Procedure</b> ” on page 491
Bid	An indication to make an offer during the Bid/ Offer Period by an ASBA Bidder, or on the Anchor Investor Bid/ Offer Period by an Anchor Investor, pursuant to submission of a Bid cum Application Form, to subscribe for or purchase our Equity Shares at a price within the Price Band, including all revisions and modifications thereto, to the extent permissible under SEBI ICDR Regulations and in terms of the Red Herring Prospectus and the Bid cum Application Form. The term ‘Bidding’ shall be construed accordingly
Bid Amount	The highest value of optional Bids indicated in the Bid cum Application Form and, in the case of RIBs Bidding at the Cut off Price, the Cap Price multiplied by the number of Equity Shares Bid for by such RIBs and mentioned in the Bid cum Application Form and paid by the Bidder or blocked in the ASBA Account of the ASBA Bidder, as the case may be, upon submission of the Bid
Bid cum Application Form	Anchor Investor Application Form or the ASBA Form, as the context requires
Bid Lot	6 Equity Shares and in multiples of 6 Equity Shares thereafter
Bid/ Offer Closing Date	Except in relation to any Bids received from the Anchor Investors, Wednesday, November 10, 2021
Bid/ Offer Opening Date	Except in relation to any Bids received from the Anchor Investors, Monday, November 8, 2021
Bid/ Offer Period	Except in relation to Anchor Investors, the period between Monday, November 8, 2021 and Wednesday, November 10, 2021
Bidder	Any investor who made a Bid pursuant to the terms of the Red Herring Prospectus and the Bid cum Application Form and unless otherwise stated or implied, includes an Anchor Investor
Bidding Centres	Centres at which the Designated Intermediaries accepted the Bid cum Application Forms, being the Designated SCSB Branch for SCSBs, Specified Locations for the Syndicate, Broker Centres for Registered Brokers, Designated RTA Locations for RTAs and Designated CDP Locations for CDPs
Book Building Process	The book building process as described in Part A of Schedule XIII of the SEBI ICDR Regulations, in terms of which the Offer was made
Book Running Lead Managers	Collectively, Morgan Stanley, Goldman Sachs and Axis (together, the JGC-BRLMs) and I-Sec, J.P. Morgan, Citi and HDFC (together, the BRLMs)
BRLMs	Collectively, I-Sec, J.P. Morgan, Citi and HDFC
Broker Centres	The broker centres notified by the Stock Exchanges where Bidders submitted the ASBA Forms to a Registered Broker. The details of such Broker Centres, along with the names and the contact details of the Registered Brokers are available on the respective websites of the Stock Exchanges ( <a href="http://www.bseindia.com">www.bseindia.com</a> and <a href="http://www.nseindia.com">www.nseindia.com</a> )
CAN/ Confirmation of Allocation Note	Notice or intimation of allocation of the Equity Shares sent to Anchor Investors, who have been allocated the Equity Shares, on or after the Anchor Investor Bid/ Offer Period
Cap Price	₹ 2,150 per Equity Share
Citi	Citigroup Global Markets India Private Limited
Client ID	The client identification number maintained with one of the Depositories in relation to demat account
Collecting Depository Participant/ CDP	A depository participant as defined under the Depositories Act, 1996 registered with SEBI and who is eligible to procure Bids from relevant Bidders at the Designated CDP Locations in terms of the SEBI circular



	number CIR/CFD/POLICYCELL/11/2015 dated November 10, 2015 issued by SEBI as per the list available on the websites of BSE and NSE, as updated from time to time
Cut-off Price	The Offer Price, that is ₹ 2,150 per Equity Share finalized by our Company and the Investor Selling Shareholders in consultation with the JGC-BRLMs and the BRLMs. Only RIBs were entitled to Bid at the Cut-off Price. QIBs (including Anchor Investors) and Non-Institutional Investors were not entitled to Bid at the Cut-off Price
Demographic Details	The details of the Bidders including the Bidder's address, name of the Bidder's father/husband, investor status, occupation, and bank account details and UPI ID, as applicable
Designated Branches	Such branches of the SCSBs which collected the ASBA Forms, a list of which is available on the website of SEBI at <a href="https://www.sebi.gov.in/sebiweb/other/OtherAction.do?doRecognised=yes">https://www.sebi.gov.in/sebiweb/other/OtherAction.do?doRecognised=yes</a> or at such other website as may be prescribed by SEBI from time to time
Designated CDP Locations	Such locations of the CDPs where Bidders submitted the ASBA Forms.  The details of such Designated CDP Locations, along with names and contact details of the CDPs eligible to accept ASBA Forms are available on the respective websites of the Stock Exchanges ( <a href="http://www.bseindia.com">www.bseindia.com</a> and <a href="http://www.nseindia.com">www.nseindia.com</a> ), as updated from time to time
Designated Date	The date on which the Escrow Collection Bank(s) shall transfer funds from the Escrow Account to the Public Offer Account or the Refund Account, as the case may be, and/or the instructions are issued to the SCSBs (in case of RIBs using the UPI Mechanism, instruction issued through the Sponsor Bank) for the transfer of amounts blocked by the SCSBs in the ASBA Accounts to the Public Offer Account or the Refund Account, as the case may be, in terms of the Red Herring Prospectus and this Prospectus after finalization of the Basis of Allotment in consultation with the Designated Stock Exchange, following which Equity Shares will be Allotted in the Offer
Designated Intermediaries	In relation to ASBA Forms submitted by RIBs (not using the UPI mechanism) by authorising an SCSB to block the Bid Amount in the ASBA Account, Designated Intermediaries shall mean SCSBs.  In relation to ASBA Forms submitted by RIBs where the Bid Amount will be blocked upon acceptance of UPI Mandate Request by such RIB using the UPI Mechanism, Designated Intermediaries shall mean Syndicate, sub-Syndicate/agents, Registered Brokers, CDPs, SCSBs and RTAs.  In relation to ASBA Forms submitted by QIBs and Non-Institutional Bidders, Designated Intermediaries shall mean Syndicate, sub-Syndicate/agents, SCSBs, Registered Brokers, the CDPs and RTAs
Designated RTA Locations	Such locations of the RTAs where Bidders submitted the ASBA Forms to RTAs. The details of such Designated RTA Locations, along with names and contact details of the RTAs eligible to accept ASBA Forms are available on the respective websites of the Stock Exchanges ( <a href="http://www.bseindia.com">www.bseindia.com</a> and <a href="http://www.nseindia.com">www.nseindia.com</a> ), as updated from time to time
Designated SCSB Branches	Such branches of the SCSBs which shall collect the ASBA Forms, a list of which is available on the website of SEBI at <a href="https://www.sebi.gov.in/sebiweb/other/OtherAction.do?doRecognised=yes">https://www.sebi.gov.in/sebiweb/other/OtherAction.do?doRecognised=yes</a> or at such other website as may be prescribed by SEBI from time to time
Designated Stock Exchange	BSE Limited
Draft Red Herring Prospectus/ DRHP	The draft red herring prospectus dated July 15, 2021 issued in accordance with the SEBI ICDR Regulations, which did not contain complete

	particulars of the price at which our Equity Shares are offered and the size of the Offer, and has been filed with the SEBI.
Eligible FPIs	FPIs from such jurisdictions outside India where it is not unlawful to make an offer / invitation under the Offer and in relation to whom the Bid cum Application Form and the Red Herring Prospectus constituted an invitation to subscribe to the Equity Shares
Eligible NRI(s)	NRI(s) eligible to invest under Schedule 3 and Schedule 4 of the FEMA Rules from jurisdictions outside India where it is not unlawful to make an offer or invitation under the Offer and in relation to whom the Bid cum Application Form and the Red Herring Prospectus will constituted an invitation to subscribe to or to purchase the Equity Shares
Escrow Account(s)	Non-lien and non-interest bearing account(s) opened with the Escrow Collection Bank for the Offer and in whose favour the Anchor Investors transferred money through direct credit or NEFT or RTGS or NACH in respect of the Bid Amount when submitting a Bid
Cash Escrow and Sponsor Bank Agreement	The agreement dated October 26, 2021 entered into amongst our Company, the Registrar to the Offer, the JGC-BRLMs, the BRLMs, the Selling Shareholders, the Syndicate Member and Banker(s) to the Offer for, among others, collection of the Bid Amount from Anchor Investors and where applicable remitting refunds, if any, to such Bidders, on the terms and conditions thereof
Escrow Collection Bank	Bank which is a clearing member and registered with SEBI as a banker to an issue under the SEBI BTI Regulations and with whom the Escrow Account(s) will be opened, in this case being Axis Bank Limited
First Bidder or Sole Bidder	Bidder whose name is mentioned in the Bid cum Application Form or the Revision Form and in case of joint Bids, whose name also appears as the first holder of the beneficiary account held in joint names
Floor Price	₹ 2,080 per Equity Share
Founder Selling Shareholder	Mr. Vijay Shekhar Sharma
Fresh Issue	Fresh issue of 38,604,651* Equity Shares aggregating to ₹ 83,000 million by our Company <i>*Subject to finalization of the Basis of Allotment</i>
Fugitive Economic Offender	An individual who is declared a fugitive economic offender under Section 12 of the Fugitive Economic Offenders Act, 2018
General Information Document/ GID	The General Information Document for investing in public issues prepared and issued in accordance with the SEBI circular no. SEBI/HO/CFD/DIL1/CIR/P/2020/37 dated March 17, 2020 and the UPI Circulars, as amended from time to time. The General Information Document shall be available on the websites of the Stock Exchanges the JGC-BRLMs and the BRLMs
Goldman Sachs	Goldman Sachs (India) Securities Private Limited
HDFC	HDFC Bank Limited
I-Sec	ICICI Securities Limited
Investor Selling Shareholders	Antfin (Netherlands) Holding B.V., Alibaba.Com Singapore E-Commerce Private Limited, Elevation Capital V FII Holdings Limited, Elevation Capital V Limited, SAIF III Mauritius Company Limited, SAIF Partners India IV Limited, SVF Panther (Cayman) Limited and BH International Holdings
Joint Global Co-ordinators and Book Running Lead Managers/ JGC-BRLMs	Collectively, Morgan Stanley, Goldman Sachs and Axis
J.P. Morgan	J.P. Morgan India Private Limited
Monitoring Agency	Axis Bank Limited
Monitoring Agency Agreement	The agreement dated October 25, 2021 entered into between our Company and the Monitoring Agency

Morgan Stanley	Morgan Stanley India Company Private Limited
Mutual Fund Portion	5% of the Net QIB Portion or 1,276,745 Equity Shares which was made available for allocation to Mutual Funds only, on a proportionate basis, subject to valid Bids being received at or above the Offer Price
NBFC-SI	Systemically important non-banking financial company, as covered under Regulation 2(1)(ss)(xiii) of the SEBI ICDR Regulations
Net QIB Portion	The QIB Portion (as defined below) less the number of Equity Shares Allocated to Anchor Investors
Net Proceeds	Proceeds of the Fresh Issue less Company's share of Offer expenses. For further details, see " <i>Objects of the Offer</i> " on page 127
Non-Institutional Bidders or Non-Institutional Investors	All Bidders that are not QIBs or Retail Individual Bidders and who have Bid for Equity Shares for an amount of more than ₹200,000 (but not including NRIs other than Eligible NRIs)
Non-Institutional Portion	The portion of the Offer being not more than 15% of the Offer consisting of 12,767,441 Equity Shares which was made available for allocation on a proportionate basis to Non-Institutional Bidders, subject to valid Bids being received at or above the Offer Price
Non-Resident	A person resident outside India, as defined under FEMA and includes NRIs, FPIs and FVCIs
Offer	The initial public offer of Equity Shares comprising the Fresh Issue and the Offer for Sale
Offer Agreement	Agreement dated July 15, 2021 entered amongst our Company, the Selling Shareholders, the JGC-BRLMs and the BRLMs (the " <b>Offer Agreement Parties</b> "), pursuant to which certain arrangements have been agreed to in relation to the Offer, and the amendment thereto dated October 24, 2021 executed by the Offer Agreement Parties
Offer for Sale	The offer for sale of 46,511,627* Equity Shares aggregating to ₹ 100,000 million by the Selling Shareholders in the Offer *Subject to finalization of the Basis of Allotment
Offer Documents	Collectively, the Draft Red Herring Prospectus, the Red Herring Prospectus and this Prospectus
Offer Price	₹ 2,150 per Equity Share, the final price at which Equity Shares will be Allotted to ASBA Bidders in terms of the Red Herring Prospectus and this Prospectus. Equity Shares will be Allotted to Anchor Investors at the Anchor Investor Offer Price, which has been decided by our Board in consultation with the JGC-BRLMs and the BRLMs, in terms of the Red Herring Prospectus and this Prospectus. The Offer Price will be decided by our Board or the IPO Committee, as applicable, and the Investor Selling Shareholders, in consultation with the JGC-BRLMs and the BRLMs, on the Pricing Date in accordance with the Book Building Process and the Red Herring Prospectus.
Offer Proceeds	The proceeds of the Fresh Issue which shall be available to our Company and the proceeds of the Offer for Sale shall be available to the Selling Shareholders. For further information about use of the Offer Proceeds, see " <i>Objects of the Offer</i> " beginning on page 127
Offered Shares	46,511,627* Equity Shares offered as part of the Offer for Sale *Subject to finalization of the Basis of Allotment
Other Selling Shareholders	Persons listed under " <i>Summary of the Offer Document – Aggregate pre-Offer shareholding of Selling Shareholders – Other Selling Shareholders</i> " on page 30
Price Band	The price band of a minimum price of ₹ 2,080 per Equity Share (Floor Price) and the maximum price of ₹2,150 per Equity Share (Cap Price).
Pricing Date	The date on which our Board and the Investor Selling Shareholders, in consultation with the JGC-BRLMs and the BRLMs, will finalised the Offer Price, being November 11, 2021

Prospectus	This prospectus dated November 11, 2021 to be filed with the RoC for this Offer on or after the Pricing Date in accordance with the provisions of Sections 26 and 32 of the Companies Act, 2013 and the SEBI ICDR Regulations, containing the Offer Price, the size of the Offer and certain other information, including any addenda or corrigenda thereto
Public Offer Account	Bank account opened with the Public Offer Bank, under Section 40(3) of the Companies Act, 2013 to receive monies from the Escrow Account(s) and ASBA Accounts on the Designated Date
Public Offer Bank	The bank which is a clearing member and registered with SEBI as a banker to an issue and with which the Public Offer Account has been opened, in this case being Axis Bank Limited
QIB Portion	The portion of the Offer (including the Anchor Investor Portion) being not less than 75% of the Offer comprising 63,837,210 Equity Shares which was made available for allocation to QIBs (including Anchor Investors), subject to valid Bids having been received at or above the Offer Price or the Anchor Investor Offer Price (for Anchor Investors)
Qualified Institutional Buyers or QIBs or QIB Bidders	Qualified institutional buyers as defined under Regulation 2(1)(ss) of the SEBI ICDR Regulations
Red Herring Prospectus or RHP	The red herring prospectus dated October 26, 2021, issued by our Company in accordance with Section 32 of the Companies Act, 2013 and the provisions of the SEBI ICDR Regulations, which does not have complete particulars of the Offer Price and the size of the Offer
Refund Account	The account opened with the Refund Bank from which refunds, if any, of the whole or part of the Bid Amount shall be made to Anchor Investors
Refund Bank	Bank which is a clearing member and registered with SEBI as a banker to an issue under the SEBI BTI Regulations and with whom the Refund Account will be opened, in this case being Axis Bank Limited
Registered Brokers	Stock brokers registered with SEBI and the stock exchanges having nationwide terminals, other than the members of the Syndicate and eligible to procure Bids in terms of the SEBI circular number CIR/CFD/14/2012 dated October 4, 2012 issued by SEBI
Registrar Agreement	Agreement dated July 14, 2021 entered by and amongst our Company, the Selling Shareholders and the Registrar to the Offer, in relation to the responsibilities and obligations of the Registrar pertaining to the Offer
Registrar and Share Transfer Agents or RTAs	Registrar and share transfer agents registered with SEBI and eligible to procure Bids from relevant Bidders at the Designated RTA Locations as per the list available on the websites of BSE and NSE, and the UPI Circulars
Registrar to the Offer/ Registrar	Link Intime India Private Limited
Retail Individual Bidder(s) or RIB(s)	Individual Bidders, who have Bid for the Equity Shares for an amount not more than ₹200,000 in any of the bidding options in the Offer (including HUFs applying through their Karta and Eligible NRIs)
Retail Portion	Portion of the Offer being not more than 10% of the Offer consisting of 8,511,627 Equity Shares which was made available for allocation to Retail Individual Bidders (subject to valid Bids being received at or above the Offer Price)
Revision Form	Form used by the Bidders to modify the quantity of the Equity Shares or the Bid Amount in any of their Bid cum Application Forms or any previous Revision Form(s), as applicable.

QIB Bidders and Non-Institutional Bidders were not allowed to withdraw or lower their Bids (in terms of quantity of Equity Shares or the Bid Amount) at any stage. Retail Individual Bidders could revise their Bids during the Bid/ Offer Period and withdraw their Bids until Bid/Offer Closing Date

Self Certified Syndicate Banks/ SCSBs	<p>The list of SCSBs notified by SEBI for the ASBA process is available at <a href="http://www.sebi.gov.in/sebiweb/other/OtherAction.do?doRecognised=yes">http://www.sebi.gov.in/sebiweb/other/OtherAction.do?doRecognised=yes</a>, or at such other website as may be prescribed by SEBI from time to time. A list of the Designated SCSB Branches with which an ASBA Bidder (other than a RIB using the UPI Mechanism), not bidding through Syndicate/Sub Syndicate or through a Registered Broker, RTA or CDP may submit the Bid cum Application Forms, is available at <a href="https://www.sebi.gov.in/sebiweb/other/OtherAction.do?doRecognisedFpi=yes&amp;intmId=34">https://www.sebi.gov.in/sebiweb/other/OtherAction.do?doRecognisedFpi=yes&amp;intmId=34</a>, or at such other websites as may be prescribed by SEBI from time to time.</p> <p>In relation to Bids (other than Bids by Anchor Investor) submitted to a member of the Syndicate, the list of branches of the SCSBs at the Specified Locations named by the respective SCSBs to receive deposits of Bid cum Application Forms from the members of the Syndicate is available on the website of the SEBI (<a href="https://www.sebi.gov.in/sebiweb/other/OtherAction.do?doRecognisedFpi=yes&amp;intmId=35">https://www.sebi.gov.in/sebiweb/other/OtherAction.do?doRecognisedFpi=yes&amp;intmId=35</a>) and updated from time to time. For more information on such branches collecting Bid cum Application Forms from the Syndicate at Specified Locations, see the website of the SEBI at <a href="https://www.sebi.gov.in/sebiweb/other/OtherAction.do?doRecognisedFpi=yes&amp;intmId=35">https://www.sebi.gov.in/sebiweb/other/OtherAction.do?doRecognisedFpi=yes&amp;intmId=35</a> as updated from time to time.</p> <p>In accordance with SEBI Circular No. SEBI/HO/CFD/DIL2/CIR/P/2019/76 dated June 28, 2019 and SEBI Circular No. SEBI/HO/CFD/DIL2/CIR/P/2019/85 dated July 26, 2019, Retail Individual Investors Bidding using the UPI Mechanism could apply through the SCSBs and mobile applications whose names appears on the website of the SEBI (<a href="https://www.sebi.gov.in/sebiweb/other/OtherAction.do?doRecognisedFpi=yes&amp;intmId=40">https://www.sebi.gov.in/sebiweb/other/OtherAction.do?doRecognisedFpi=yes&amp;intmId=40</a>) and (<a href="https://www.sebi.gov.in/sebiweb/other/OtherAction.do?doRecognisedFpi=yes&amp;intmId=43">https://www.sebi.gov.in/sebiweb/other/OtherAction.do?doRecognisedFpi=yes&amp;intmId=43</a>) respectively, as updated from time to time</p>
Selling Shareholders	Collectively, the Founder Selling Shareholder, the Investor Selling Shareholders and the Other Selling Shareholders
Share Escrow Agent	The share escrow agent appointed pursuant to the Share Escrow Agreement, namely, Link Intime India Private Limited
Share Escrow Agreement	Agreement dated July 15, 2021 entered into amongst our Company, the Selling Shareholders and the Share Escrow Agent in connection with the transfer of the Offered Shares by the Selling Shareholders and credit of such Equity Shares to the demat account of the Allottees
Specified Locations	Bidding Centres where the Syndicate accepted Bid cum Application Forms
Sponsor Bank	Axis Bank Limited, being a Banker to the Offer, appointed by our Company to act as a conduit between the Stock Exchanges and NPCI in order to push the mandate collect requests and / or payment instructions of the RIBs using the UPI Mechanism and carry out other responsibilities, in terms of the UPI Circulars
Stock Exchanges	Collectively, the BSE and NSE
Syndicate Agreement	Agreement dated October 26, 2021, entered into amongst our Company, the Selling Shareholders, the JGC-BRLMs, the BRLMs, the Registrar and the Syndicate Member, in relation to collection of Bids by the Syndicate
Syndicate Member(s)	Intermediaries registered with SEBI, namely, HDFC Securities Limited
Syndicate or Members of the Syndicate	Collectively, the JGC-BRLMs, BRLMs and the Syndicate Member
Underwriters	The Book Running Lead Managers and HDFC Securities Limited
Underwriting Agreement	Agreement dated November 11, 2021 entered amongst our Company, the Selling Shareholders and the Underwriters

UPI	Unified Payments Interface which is an instant payment mechanism, developed by NPCI
UPI Circulars	Circular number SEBI/HO/CFD/DIL2/CIR/P/2018/138 dated November 1, 2018 issued by SEBI as amended or modified by SEBI from time to time, including Circular number SEBI/HO/CFD/DIL2/CIR/P/2019/50 dated April 3, 2019, Circular number SEBI/HO/CFD/DIL2/CIR/P/2019/76 dated June 28, 2019, Circular number SEBI/HO/CFD/DIL2/CIR/P/2019/85 dated July 26, 2019, Circular number SEBI/HO/CFD/DCR2/CIR/P/2019/133 dated November 8, 2019, Circular number SEBI/HO/CFD/DIL2/CIR/P/2020/50 dated March 30, 2020, Circular number SEBI/HO/CFD/DIL2/CIR/P/2021/2480/1/M dated March 16, 2021, SEBI circular no. SEBI/HO/CFD/DIL1/CIR/P/2021/47 dated March 31, 2021, SEBI circular no. SEBI/HO/CFD/DIL2/P/CIR/2021/570 dated June 2, 2021, any other circulars issued by SEBI or any other governmental authority in relation thereto from time to time
UPI ID	ID created on the UPI for single-window mobile payment system developed by the NPCI
UPI Mandate Request	A request (intimating the RIB by way of a notification on the UPI linked mobile application and by way of an SMS on directing the RIB to such UPI linked mobile application) to the RIB initiated by the Sponsor Bank to authorise blocking of funds on the UPI application equivalent to Bid Amount and subsequent debit of funds in case of Allotment
UPI Mechanism	The bidding mechanism used by RIBs in accordance with the UPI Circulars to make an ASBA Bid in the Offer
UPI PIN	Password to authenticate UPI transaction
Wilful Defaulter	A company or person, as the case may be, categorised as a wilful defaulter by any bank or financial institution or consortium thereof, in accordance with the guidelines on wilful defaulters issued by the RBI and includes any company whose director or promoter is categorised as such
Working Day(s)	All days on which commercial banks in Mumbai, India are open for business, provided however, for the purpose of announcement of the Price Band and the Bid/Offer Period, Working Day shall mean all days, excluding all Saturdays, Sundays and public holidays on which commercial banks in Mumbai, India are open for business and the time period between the Bid/Offer Closing Date and listing of the Equity Shares on the Stock Exchanges, Working Days shall mean all trading days excluding Sundays and bank holidays in India, as per the circulars issued by SEBI

### Industry Related Terms or Abbreviations

Term	Description
# of Loans disbursed	Sum of Personal Loans, Merchant Loans and Postpaid Loans by our financial institution partners
# of Merchant Loans	Total count of loans disbursed to merchants by our financial institution partners and sourced through the Paytm platforms
# of Movie Tickets sold	Total unique tickets booked for Movies on our platforms
# of Personal Loans	Total count of loans disbursed to customers by our financial institution partners and sourced through the Paytm platforms
# of Postpaid Loans	Total count of bills generated by our financial institution partners for usage of Paytm Postpaid (buy-now-pay-later product)
Annual Transacting User (ATU)	Unique users with at least one successful transaction in any particular period of 12 calendar months
Commerce GMV	Total value of commerce products sold on Paytm platforms
Cumulative gold users till date	Unique users who have at least one successful transaction of gold on Paytm platforms
Devices Deployed	Total number of Paytm POS devices and Soundbox deployed at our in-store merchants

Fixed deposits	Fixed Deposits accounts opened by Paytm Payments Banks' account holders with a commercial bank, whom Paytm Payments Bank has partnered with
GMV	GMV is the rupee value of total payments made to merchants through transactions on our app, through Paytm Payment Instruments or through our payment solutions, over a period. It excludes any consumer-to-consumer payment service such as money transfers.
GMV / MTU	Average GMV per transacting user in a month
Gold Invested Value	Total value of gold balance available with users on Paytm platforms at end of a period
GTV	GTV is the sum of GMV and P2P values
Deposit account balances	Total amount of monies deposited in the Paytm Payments Bank Savings or Current Accounts during a given period
Deposit account withdrawals	Total amount of monies withdrawn from a Paytm Payments Bank Savings or Current account in a given period
Insurance policies and attachment products	Total count of insurance policies, sold by Paytm Insurance Broking private Limited, and attachment products, offered in collaboration with our insurance partners
Merchants	Unique merchants that are listed for receiving a transaction through Paytm QR or a Paytm issued device
Merchant Transactions	Total number of payment transactions made to merchants through transactions on our app, through Paytm Payment Instruments or through our payment solutions, over a period
MF Invested Value	Total value of Units active at end of a period for Mutual Funds units purchased through Paytm Money platforms
Monthly Transacting User (MTU)	Unique users with at least one successful transaction in a particular calendar month
P2P	Money transfer from a customer to another from (a) Paytm wallet or (b) bank account using UPI, IMPS or NEFT, P2P excludes any merchant payments
Paytm Payment Instruments	are payment instruments or financial products or services offered in partnership by us with partner financial institutions, including our associates such as Paytm Payments Bank, and third parties. Under these partnerships, Paytm provides marketing, branding, and/or distribution, as well as platforms for usage or the provision of these payment instruments or financial products, usually facilitated under the Paytm brand. These instruments include prepaid payment instruments such as Paytm Wallet, sub wallets and prepaid card; Savings account, current account, debit cards, FASTag, National Common Mobility Card, and Unified Payments Interface ("UPI") handle, which are issued or opened by Paytm Payments Bank, and Paytm Postpaid, equated monthly instalment, credit cards, amongst others, issued by our financial partners. Please see " <b><i>Our Business - Our Brand and its Usage</i></b> " on page 206, for further information.
Paytm app	Refers to our mobile consumer application
Paytm Postpaid users	Unique users who have registered for buy-now-pay-later (Postpaid) product
Platform	Refers to our mobile applications and website for all our service offerings and operations
Registered base for PFG	Unique users who have registered on Paytm First Games
Super app	A mobile app with a wide number of payments, commerce, daily-life and financial services use-cases, as per RedSeer.
Total Paytm Payments Bank accounts	Total Savings and Current accounts opened with Paytm Payments Bank, after completion of customer full KYC
Total deposits	Balance of deposits in a Paytm Payments Bank Wallet, Current or Savings Accounts, and Fixed Deposit with Paytm Payments Bank's partner bank
Total soundboxes deployed	Total number of Soundbox devices deployed by Paytm in the market
Total Tickets sold	Total count of tickets booked for Flights, Bus, Train, Movies, Events
Total transactions	Sum of merchant and P2P transactions

Unique Buyers of Insurance	Unique users who have purchased an insurance policy or an attachment product
Users	Unique user signed up on Paytm, identified by mobile number
Use cases	includes (i) mobile top-up, (ii) utility bill payment, (iii) pay at an online merchant, (iv) pay in-store, (v) commerce, (vi) financial services, and (vii) person to person transfers
Visitor	Unique device which has recorded a visit on a page / screen on Paytm platforms

### Conventional and General Terms and Abbreviations

Term	Description
AIF(s)	Alternative Investment Fund(s) as defined in and registered with SEBI under the SEBI AIF Regulations
BSE	BSE Limited
CBDT	Central Board of Direct Taxes
CDSL	Central Depository Services (India) Limited
CIN	Corporate Identity Number
Companies Act, 2013 or Companies Act	Companies Act, 2013 read with the rules, regulations, clarifications and modifications thereunder
Companies Act, 1956	The erstwhile Companies Act, 1956 read with the rules, regulations, clarifications and modifications thereunder
Consolidated FDI Policy	The consolidated FDI Policy, effective from October 15, 2020, issued by the DPIIT, and any modifications thereto or substitutions thereof, issued from time to time
COVID-19	The novel coronavirus disease which was declared as a Public Health Emergency of International Concern on January 30, 2020, and a pandemic on March 11, 2020, by the World Health Organisation
Contract Labour Act	Contract Labour Act, 1970
CSR	Corporate social responsibility
Depositories Act	Depositories Act, 1996
Depository	A depository registered with the SEBI under the Securities and Exchange Board of India (Depositories and Participants) Regulations, 1996
DIN	Director Identification Number
DoT	Department of Telecommunication
DP ID	Depository Participant's identity number
DPIIT	Department of Promotion of Industry and Internal Trade, Ministry of Commerce and Industry, GoI
EGM	Extraordinary general meeting
EPS	Earnings per share
EPF Act	Employees Provident Funds and Miscellaneous Provisions Act, 1952
ESI Act	Employment State Insurance Act, 1948
FCNR Account	Foreign Currency Non Resident (Bank) account established in accordance with the FEMA
FDI	Foreign direct investment
FEMA	Foreign Exchange Management Act, 1999 read with rules and regulations thereunder
FEMA Rules	Foreign Exchange Management (Non-debt Instruments) Rules, 2019 issued by the Ministry of Finance, GoI
Financial Year/ FY	The period of 12 months commencing on April 1 of the immediately preceding calendar year and ending on March 31 of that particular calendar year
FPIs	Foreign portfolio investors as defined under the SEBI FPI Regulations
FVCI	Foreign Venture Capital Investors (as defined under the Securities and Exchange Board of India (Foreign Venture Capital Investors) Regulations, 2000) registered with SEBI



GoI	Central Government/Government of India
GST	Goods and services tax
HUF(s)	Hindu Undivided Family(ies)
ICAI	Institute of Chartered Accountants of India
IFRS	International Financial Reporting Standards
Income Tax Act	Income Tax Act, 1961
Ind AS/ Indian Accounting Standards	Indian Accounting Standards notified under Section 133 of the Companies Act, 2013 read with the Companies (Indian Accounting Standards) Rules, 2015, as amended
Indian GAAP/ IGAAP	Accounting standards notified under Section 133 of the Companies Act, 2013 read with Companies (Accounting Standards) Rules 2006 and the Companies (Accounts) Rules, 2014 in so far as they apply to our Company, as amended
INR/ Indian Rupee/ Rs./ ₹	Indian Rupee, the official currency of the Republic of India
IRDAI	Insurance Regulatory and Development Authority
IST	Indian Standard Time
IT	Information Technology
KYC	Know Your Customer
MCA/ Ministry of Corporate Affairs	Ministry of Corporate Affairs, GoI
MCLR	Marginal cost of funds based lending rate
Mn	Million
Mutual Funds	Mutual funds registered with the SEBI under the Securities and Exchange Board of India (Mutual Funds) Regulations, 1996
NACH	National Automated Clearing House
NBFC	Non-banking financial company
NEFT	National Electronic Funds Transfer
NPCI	National Payments Corporation of India
NRE	Non-Resident External
NRO	Non-Resident Ordinary
NRI	Non-Resident Indian
NSDL	National Securities Depository Limited
NSE	National Stock Exchange of India Limited
OCB/ Overseas Corporate Body	A company, partnership, society or other corporate body owned directly or indirectly to the extent of at least 60% by NRIs including overseas trusts, in which not less than 60% of beneficial interest is irrevocably held by NRIs directly or indirectly and which was in existence on October 3, 2003 and immediately before such date had taken benefits under the general permission granted to OCBs under FEMA. OCBs are not allowed to invest in the Offer
ODI	Offshore derivative instruments
p.a.	Per annum
P/E Ratio	Price/Earnings Ratio
PAN	Permanent account number
PFRDA	Pension Fund Regulatory and Development Authority
RBI	The Reserve Bank of India
Regulation S	Regulation S under the U.S. Securities Act
RoNW	Return on Net Worth
Rule 144A	Rule 144A under the U.S. Securities Act
SBO Rules	Companies (Significant Beneficial Owners) Rules, 2018
SCRA	Securities Contracts (Regulation) Act, 1956
SCRR	Securities Contracts (Regulation) Rules, 1957
SEBI	Securities and Exchange Board of India constituted under the SEBI Act
SEBI Act	Securities and Exchange Board of India Act, 1992
SEBI AIF Regulations	Securities and Exchange Board of India (Alternative Investment Funds) Regulations, 2012

SEBI FPI Regulations	Securities and Exchange Board of India (Foreign Portfolio Investors) Regulations, 2019
SEBI FVCI Regulations	Securities and Exchange Board of India (Foreign Venture Capital Investors) Regulations, 2000
SEBI ICDR Regulations	Securities and Exchange Board of India (Issue of Capital and Disclosure Requirements) Regulations, 2018, as amended
SEBI Listing Regulations	SEBI (Listing Obligations and Disclosure Requirements) Regulations, 2015, as amended
SEBI Merchant Bankers Regulations	Securities and Exchange Board of India (Merchant Bankers) Regulations, 1992
SEBI SBEBSE Regulations	Securities and Exchange Board of India (Share Based Employee Benefits and Sweat Equity) Regulations, 2021
STT	Securities Transaction Tax
Systemically Important NBFC	Systemically important non-banking financial company as defined under Regulation 2(1)(iii) of the SEBI ICDR Regulations
TAN	Tax Deduction and Collection Account Number
Takeover Regulations	Securities and Exchange Board of India (Substantial Acquisition of Shares and Takeovers) Regulations, 2011, as amended
Trademarks Act	Trade Marks Act, 1999
UPI	Unified Payments Interface
U.S. GAAP	Generally Accepted Accounting Principles in the United States of America
U.S. QIB	“Qualified institutional buyer”, as defined in Rule 144A of the U.S. Securities Act
U.S. Securities Act	United States Securities Act of 1933, as amended
US\$/USD/US Dollar	United States Dollar, the official currency of the United States of America
USA/U.S./US	United States of America
VAT	Value Added Tax

## CERTAIN CONVENTIONS, USE OF FINANCIAL INFORMATION AND MARKET DATA AND CURRENCY OF PRESENTATION

### Certain Conventions

All references in this Prospectus to “**India**” are to the Republic of India. All references to the “**Government**”, “**Indian Government**”, “**Central Government**” or the “**State Government**” are to the Government of India, central or state, as applicable. All references in this Prospectus to the “**U.S.**”, “**USA**” or “**United States**” are to the United States of America. All references in this Prospectus to “**Canada**”, “**Singapore**”, “**Dubai**”, “**Malaysia**”, “**Nigeria**”, “**Rwanda**”, “**Tanzania**”, “**Uganda**”, “**Ivory Coast**”, “**Benin**”, “**Bangladesh**”, “**Nepal**”, “**China**”, “**Kenya**” and “**Saudi Arabia**” are to the Dominion of Canada, the Republic of Singapore, the city of Dubai in the United Arab Emirates, the Federation of Malaya, the Federal Republic of Nigeria, the Republic of Rwanda, the United Republic of Tanzania, the Republic of Uganda, the Republic of Côte d'Ivoire, the Republic of Benin, People's Republic of Bangladesh, Federal Democratic Republic of Nepal, the Republic of China, the Republic of Kenya and the Kingdom of Saudi Arabia and their territories and possessions, respectively.

Unless otherwise specified, any time mentioned in this Prospectus is in Indian Standard Time (“**IST**”). Unless indicated otherwise, all references to a year in this Prospectus are to a calendar year.

Unless stated otherwise, all references to page numbers in this Prospectus are to the page numbers of this Prospectus.

### Financial Data

Unless stated otherwise or the context otherwise requires, the financial data and financial ratios in this Prospectus is derived from the Restated Financial Statements. The restated consolidated financial information of our Company, its subsidiaries, its joint ventures and its associates comprising of the Restated Consolidated Statement of Assets and Liabilities as at June 30, 2021, June 30, 2020, March 31, 2021, March 31, 2020 and March 31, 2019, the Restated Consolidated Statement of Profit and Loss, the Restated Consolidated Statement of Changes in Equity, the Restated Consolidated Statement of Cash Flows and the Notes to the Restated Consolidated Financial Information for the three months period ended June 30, 2021 and June 30, 2020, and Fiscal Years ended March 31, 2021, March 31, 2020 and March 31, 2019, and Statement of Adjustments to the Audited Special Purpose Interim Consolidated Financial Statements as at and for the three months period ended ended June 30, 2021 and June 30, 2020 and Audited Consolidated Financial Statements as at and for the Fiscal Years ended March 31, 2021, March 31, 2020 and March 31, 2019 and each prepared in accordance with Ind AS, and restated in accordance with the requirements of the Companies Act, 2013, SEBI ICDR Regulations, as amended from time to time, and the Guidance Note on Reports in Company Prospectuses (Revised 2019) issued by the ICAI. For further information, see “**Financial Information**” on page 269.

Our Company’s financial year commences on April 1 and ends on March 31 of the next year. Accordingly, all references in this Prospectus to a particular Financial Year or FY, unless stated otherwise, are to the 12-month period ended on March 31 of that particular calendar year.

There are significant differences between Ind AS, US GAAP and IFRS. Our Company does not provide reconciliation of its financial information to IFRS or US GAAP. Our Company has not attempted to explain those differences or quantify their impact on the financial data included in this Prospectus and it is urged that you consult your own advisors regarding such differences and their impact on our Company’s financial data. For details in connection with risks involving differences between Ind AS, U.S. GAAP and IFRS see “**Risk Factors – Significant differences exist between Ind AS and other accounting principles, such as IFRS and U.S. GAAP, which may be material to investors’ assessments of our financial condition, result of operations and cash flows**” on page 84. The degree to which the financial information included in this Prospectus will provide meaningful information is entirely dependent on the reader’s level of familiarity with Indian accounting policies and practices, the Companies Act, 2013 and the SEBI ICDR Regulations. Any reliance by persons not familiar with Indian accounting policies and practices on the financial disclosures presented in this Prospectus should accordingly be limited.

Unless the context otherwise indicates, any percentage or amounts (excluding certain operational metrics), with respect to financial information of our Company in “**Risk Factors**”, “**Our Business**” and “**Management’s Discussion and Analysis of Financial Conditional and Results of Operations**” on pages 38, 166 and 417, respectively, and elsewhere in this Prospectus have been derived from Restated Financial Statements.

In this Prospectus, any discrepancies in any table between the total and the sums of the amounts listed are due to rounding off. All percentage figures have been rounded off to one decimal place. Further, any figures sourced from third party industry sources conform to their respective sources. Unless otherwise specified, the information provided in this Prospectus is as on the date of this Prospectus.

### **Non-GAAP Financial Measures**

Certain non-GAAP financial measures relating to our financial performance have been included in this Prospectus. We compute and disclose such non-GAAP financial measures relating to our financial performance as we consider such information to be supplemental and useful measures of our business and financial performance. These non-GAAP financial measures and other information relating to financial performance may not be computed on the basis of any standard methodology that is applicable across the industry and therefore, may not be comparable to financial measures of similar nomenclature that may be computed and presented by other companies and are not measures of operating performance or liquidity defined by Ind AS and may not be comparable to similarly titled measures presented by other companies.

### **Industry and Market Data**

Unless stated otherwise, industry and market data used in this Prospectus is derived from the report titled, ‘*The Digital Transformation of Payments and Financial Services in India*’ dated October, 23 2021 (“**RedSeer Report**”) prepared by RedSeer Management Consulting Private Limited (“**RedSeer**”), which has been commissioned and paid for by our Company. RedSeer has required us to include the following disclaimer in connection with the RedSeer Report:

*“The market information in the RedSeer Report is arrived at by employing an integrated research methodology which includes secondary and primary research. Our primary research work includes surveys and in-depth interviews of consumers, customers and other relevant ecosystem participants, and consultations with market participants and experts. In addition to the primary research, quantitative market information is also derived based on data from trusted portals and industry publications. Therefore, the information is subject to limitations of, among others, secondary statistics and primary research, and accordingly the findings do not purport to be exhaustive. RedSeer’s estimates and assumptions are based on varying levels of quantitative and qualitative analyses from various sources, including industry journals, company reports and information in the public domain. RedSeer’s research has been conducted with a broad perspective on the industry and will not necessarily reflect the performance of individual companies in the industry. RedSeer shall not be liable for any loss suffered by any person on account of reliance on the information contained in the RedSeer Report.*”

*While RedSeer has taken due care and caution in preparing the RedSeer Report based on information obtained from sources generally believed to be reliable, its accuracy, completeness and underlying assumptions are subject to limitations like interpretations of market scenarios across sources, data availability amongst others. Therefore, RedSeer does not guarantee the accuracy or completeness of the underlying data or the RedSeer Report.*

*Forecasts, estimates and other forward-looking statements contained in the RedSeer Report are inherently uncertain and could fluctuate due to changes in factors underlying their assumptions, or events or combinations of events that cannot be reasonably foreseen. Additionally, the COVID-19 coronavirus pandemic has significantly affected economic activity in general and it is yet to be fully abated. The forecasts, estimates and other forward-looking statements in the RedSeer Report depend on factors like the recovery of the economy, evolution of consumer sentiments, the competitive environment, amongst others, leading to significant uncertainty, all of which cannot be reasonably and accurately accounted for. Actual results and future events could differ materially from such forecasts, estimates, or such statements.*

*The RedSeer Report is not a recommendation to invest/disinvest in any entity covered in the RedSeer Report and the RedSeer Report should not be construed as investment advice within the meaning of any law or regulation.*

*Without limiting the generality of the foregoing, nothing in the RedSeer Report should be construed as RedSeer providing or intending to provide any services in jurisdictions where it does not have the necessary permission and/or registration to carry out its business activities in this regard. No part of the RedSeer Report shall be reproduced or extracted or published in any form without RedSeer’s prior written approval.”*

Additionally, solely where specified, certain data in this Prospectus has been included from the report titled, ‘*BrandZ Top 75 Most Valuable Indian Brands2020*’ dated September 18, 2020 published by Millward Brown

Market Research Services India Private Limited, which is available at <https://www.kantar.com/campaigns/brandz/india>.

The data used in industry publication sources may have been reclassified by us for the purposes of presentation. The extent to which the market and industry data used in this Prospectus is meaningful depends on the reader's familiarity with and understanding of the methodologies used in compiling such data. There are no standard data gathering methodologies in the industry in which business of our Company is conducted, and methodologies and assumptions may vary widely amongst different industry sources.

Such data involves risks, uncertainties and numerous assumptions and is subject to change based on various factors, including those discussed in "*Risk Factors – Certain sections of this Prospectus contain information from RedSeer which has been commissioned and paid for by us and any reliance on such information for making an investment decision in the Offer is subject to inherent risks*" on page 71. Accordingly, investment decisions should not be based solely on such information.

### **Currency and Units of Presentation**

All references to:

- "Rupees" or "₹" or "Rs." or "INR" are to Indian Rupee, the official currency of the Republic of India;
- "U.S. Dollar" or "USD" or "US\$" are to United States Dollar, the official currency of the United States of America;
- "AED" are to United Arab Emirate dirham, the official currency of the United Arab Emirates;
- "BDT" are to Bangladesh Taka, the official currency of Bangladesh;
- "CAD" are to Canadian Dollars, the official currency of Canada;
- "KSH" are to Kenyan Shilling, the official currency of Kenya;
- "MYR" are to Malaysian Ringgit, the official currency of Malaysia;
- "NGN" or "Naira" are to Nigerian Naira, the official currency of the Nigeria;
- "NPR" are to Nepalese Rupee, the official currency of the Federal Democratic Republic of Nepal;
- "RMB" or "¥" to Renminbi, the official currency of the People's Republic of China;
- "RWF" are to Rwandan Franc, the official currency of the Republic of Rwanda;
- "SAR" are to Saudi Riyal, the official currency of Saudi Arabia;
- "SGD" are to Singapore dollar, the official currency of the Republic of Singapore;
- "TZS" are to Tanzanian Shilling, the official currency of the United Republic of Tanzania;
- "UGX" are to Ugandan Shilling, the official currency of the Republic of Uganda; and
- "XOF" are to West African CFA Franc, the official currency of Republic of Côte d'Ivoire and the Republic of Benin.

In this Prospectus, our Company has presented certain numerical information. All figures have been expressed in millions, except where specifically indicated. One million represents 10 lakhs or 1,000,000 and ten million represents 1 crore or 10,000,000. However, where any figures that may have been sourced from third party industry sources are expressed in denominations other than millions in their respective sources, such figures appear in this Prospectus expressed in such denominations as provided in such respective sources.

### **Exchange Rates**

This Prospectus contains conversion of certain other currency amounts into Indian Rupees that have been presented solely to comply with the SEBI ICDR Regulations. These conversions should not be construed as a representation that these currency amounts could have been, or can be converted into Indian Rupees, at any particular rate or at all.

The following table sets forth as of the dates indicated, information with respect to the exchange rate between the Indian Rupee and other currencies:

Currency	Exchange rate as on June 30, 2021	Exchange rate as on March 31, 2021	Exchange rate as on March 31, 2020	Exchange rate as on March 31, 2019 <sup>(1)</sup>
1 US\$	74.34	73.50	75.39	69.17
1 AED	20.20	19.94	20.44	18.82
1 BDT	0.85	0.85	0.87	0.81
1 CAD	59.86	58.06	53.20	51.49
1KSH	0.68	0.66	0.71	0.68
1 MYR	17.86	17.64	17.31	16.94
1 NGN	0.18	0.19	0.20	0.19
1 NPR	0.61	0.62	0.62	0.62
1 RMB	11.48	11.14	10.59	10.26
1 RWF	0.07	0.07	0.08	0.08
1 SAR	19.76	19.52	19.94	18.43
1 SGD	55.18	54.33	52.68	50.98
1 TZS	0.03	0.03	0.03	0.03
1 UGX	0.02	0.02	0.02	0.02
1 XOF	0.13	0.13	0.13	0.12

Source: [www.rbi.org.in](http://www.rbi.org.in), [www.fbil.org.in](http://www.fbil.org.in) and [www1.oanda.com](http://www1.oanda.com)

<sup>(1)</sup> Exchange rate as on March 29, 2019, as FBIL reference rate is not available for March 31, 2019 and March 30, 2019 being a Sunday and Saturday, respectively.

#### Notice to Prospective Investors in the United States and to U.S. persons outside the United States

The Equity Shares have not been recommended by any U.S. federal or state securities commission or regulatory authority. Furthermore, the foregoing authorities have not confirmed the accuracy or determined the adequacy of this Prospectus or approved or disapproved the Equity Shares. Any representation to the contrary is a criminal offence in the United States. In making an investment decision, investors must rely on their own examination of our Company and the terms of the Offer, including the merits and risks involved. The Equity Shares have not been and will not be registered under the United States Securities Act of 1933, as amended (the “**U.S. Securities Act**”) or any other applicable law of the United States, and may not be offered or sold within the United States or to, or for the account or benefit of, U.S. Persons as defined in Regulation S under the U.S. Securities Act (“**U.S. Persons**”) except pursuant to an exemption from, or in a transaction not subject to, the registration requirements of the U.S. Securities Act and applicable state securities laws.

Our Company has not registered and does not intend to register under the U.S. Investment Company Act of 1940, as amended (the “**U.S. Investment Company Act**”) in reliance on Section 3(c)(7) of the U.S. Investment Company Act, and investors will not be entitled to the benefits of the U.S. Investment Company Act. Accordingly, the Equity Shares are only being offered and sold (i) to persons in the United States or to or for the account or benefit of, U.S. Persons, in each case to investors that are both “qualified institutional buyers” (as defined in Rule 144A under the U.S. Securities Act and referred to in this Prospectus as “**U.S. QIBs**”) and, for the avoidance of doubt, the term U.S. QIBs does not refer to a category of institutional investor defined under applicable Indian regulations and referred to in this Prospectus as “**QIBs**”) and “qualified purchasers” (as defined under the U.S. Investment Company Act and referred to in this Prospectus as “**QPs**”) in transactions exempt from or not subject to the registration requirements of the U.S. Securities Act and in reliance on Section 3(c)(7) of the U.S. Investment Company Act; or (ii) outside the United States to investors that are not U.S. Persons nor persons acquiring for the account or benefit of U.S. Persons in “offshore transactions” in reliance on Regulation S under the U.S. Securities Act and the applicable laws of the jurisdiction where those offers and sales occur. The Equity Shares may not be re-offered, re-sold, pledged or otherwise transferred except in an “offshore transaction” in accordance with Regulation S to a person outside the United States and not known by the transferor to be a U.S. Person by pre-arrangement or otherwise (such permitted transactions including, for the avoidance of doubt, a bona fide sale on the BSE or NSE).

Section 13 of the U.S. Bank Holding Company Act of 1956, as amended (together with the rules, regulations and published guidance thereunder, as amended, the “**Volcker Rule**”) generally prohibits “banking entities” from engaging in proprietary trading, or from acquiring or retaining an “ownership interest” in, sponsoring or having certain relationships with “covered funds”, unless pursuant to an exclusion or exemption under the Volcker Rule. Our Company may be considered a “covered fund” for purposes of the Volcker Rule because of reliance on an exemption from definition of an “investment company” under Section 3(c)(7) of the U.S. Investment Company Act. Each purchaser of the Equity Shares must make its own determination as to whether it is a “banking entity” subject to the Volcker Rule and, if applicable, the potential impact of the Volcker Rule on its ability to purchase or retain the Equity Shares. Investors in the Equity Shares are responsible for analysing their own regulatory position and none of the Issuer or the Underwriters or any of their respective affiliates makes any representation to any prospective investor or purchaser of the Equity Shares regarding the treatment of the Company under the Volcker Rule, or to such investor’s investment in the Equity Shares on the date of issuance or at any time in the future. See “**Risk Factors – Our Company is not, and does not intend to become, regulated as an investment company under the U.S. Investment Company Act and related rules. The Volcker Rule may affect the ability of certain types of entities to purchase the Equity Shares**” on page 79 of this Prospectus.

The Equity Shares have not been and will not be registered, listed or otherwise qualified in any other jurisdiction outside India and may not be offered or sold, and Bids may not be made by persons in any such jurisdiction, except in compliance with the applicable laws of such jurisdiction.

### **Notice to Prospective Investors in the European Economic Area**

This Prospectus has been prepared on the basis that all offers of Equity Shares will be made pursuant to an exemption under the Prospectus Regulation (as defined below), as applicable to Member States of the European Economic Area (“**EEA**”), from the requirement to produce a prospectus for offers to the public of Equity Shares. The expression “Prospectus Regulation” means Regulation (EU) 2017/1129. Accordingly, any person making or intending to make an offer to the public within the EEA of Equity Shares which are the subject of the placement contemplated in this Prospectus should only do so in circumstances in which no obligation arises for our Company, the Selling Shareholders or any of the JGC-BRLMs or the BRLMs to produce a prospectus for such offer pursuant to Article 3 of the Prospectus Regulation or supplement a prospectus pursuant to Article 23 of the Prospectus Regulation. None of our Company, the Selling Shareholders, the JGC-BRLMs or the BRLMs have authorised, nor do they authorise, the making of any offer of Equity Shares through any financial intermediary, other than the offers made by the JGC-BRLMs or the BRLMs which constitute the final placement of Equity Shares contemplated in this Prospectus.

For the purposes of this provision, the expression an “offer to the public” in relation to the Equity Shares in any Member State in the EEA means the communication in any form and by any means of sufficient information on the terms of the Offer and any Equity Shares to be offered so as to enable an investor to decide to purchase or subscribe for any Equity Shares.

### **Information to Distributors (as defined below)**

Solely for the purposes of the product governance requirements contained within: (a) EU Directive 2014/65/EU on markets in financial instruments, as amended (“**MiFID II**”); (b) Articles 9 and 10 of Commission Delegated Directive (EU) 2017/593 supplementing MiFID II; and (c) local implementing measures (together, the “**MiFID II Product Governance Requirements**”), and disclaiming all and any liability, whether arising in tort, contract or otherwise, which any “manufacturer” (for the purposes of the MiFID II Product Governance Requirements) may otherwise have with respect thereto, the Equity Shares have been subject to a product approval process, which has determined that such Equity Shares are: (i) compatible with an end target market of retail investors and investors who meet the criteria of professional clients and eligible counterparties, each as defined in MiFID II; and (ii) eligible for distribution through all distribution channels as are permitted by MiFID II (the “**Target Market Assessment**”). Notwithstanding the Target Market Assessment, ‘distributors’ (for the purposes of the MiFID II Product Governance Requirements) (“**Distributors**”) should note that: the price of the Equity Shares may decline and investors could lose all or part of their investment; the Equity Shares offer no guaranteed income and no capital protection; and an investment in the Equity Shares is compatible only with investors who do not need a guaranteed income or capital protection, who (either alone or in conjunction with an appropriate financial or other adviser) are capable of evaluating the merits and risks of such an investment and who have sufficient resources to be able to bear any losses that may result therefrom. The Target Market Assessment is without prejudice to the requirements of any contractual, legal or regulatory selling restrictions in relation to the Offer.

Furthermore, it is noted that, notwithstanding the Target Market Assessment, the JGC-BRLMs and the BRLMs will only procure investors who meet the criteria of professional clients and eligible counterparties.

For the avoidance of doubt, the Target Market Assessment does not constitute: (a) an assessment of suitability or appropriateness for the purposes of MiFID II; or (b) a recommendation to any investor or group of investors to invest in, or purchase, or take any other action whatsoever with respect to the Equity Shares. Each Distributor is responsible for undertaking its own target market assessment in respect of the Equity Shares and determining appropriate distribution channels.

### **Notice to Prospective Investors in the United Kingdom**

This Prospectus has been prepared on the basis that all offers to the public of Equity shares will be made pursuant to an exemption under the UK Prospectus Regulation from the requirement to produce a prospectus for offers of Equity Shares. The expression “UK Prospectus Regulation” means Prospectus Regulation (EU) 2017/1129, as it forms part of UK domestic law by virtue of the European Union (Withdrawal) Act 2018. Accordingly, any person making or intending to make an offer to the public within the United Kingdom of Equity Shares which are the subject of the placement contemplated in this Prospectus should only do so in circumstances in which no obligation arises for our Company, the Selling Shareholders or any of the JGC-BRLMs or the BRLMs to produce a prospectus for such offer pursuant to Article 3 of the UK Prospectus Regulation or supplement a prospectus pursuant to Article 23 of the UK Prospectus Regulation. None of our Company, the Selling Shareholders, the JGC-BRLMs or the BRLMs have authorized, nor do they authorize, the making of any offer of Equity Shares through any financial intermediary, other than the offers made by the Members of the Syndicate which constitute the final placement of Equity Shares contemplated in this Prospectus.

For the purposes of this provision, the expression an “offer to the public” in relation to the Equity Shares in the United Kingdom means the communication in any form and by any means of sufficient information on the terms of the Offer and any Equity Shares to be offered so as to enable an investor to decide to purchase or subscribe for any Equity Shares.

### **Information to Distributors**

Solely for the purposes of the product governance requirements contained within the FCA Handbook Product Intervention and Product Governance Sourcebook (“**PROD**”) (the “**UK MiFIR Product Governance Rules**”), and disclaiming all and any liability, whether arising in tort, contract or otherwise, which any ‘manufacturer’ (for the purposes of the UK Product Governance Rules) may otherwise have with respect thereto, the Equity Shares have been subject to a product approval process, which has determined that such Equity Shares are: (i) compatible with an end target market of: (a) investors who meet the criteria of professional clients as defined in point (8) of Article 2(1) of Regulation (EU) No 600/2014 as it forms part of domestic law by virtue of the European Union (Withdrawal) Act 2018 (“**EUWA**”); (b) eligible counterparties, as defined in the FCA Handbook Conduct of Business Sourcebook (“**COBS**”); and (c) retail clients who do not meet the definition of professional client under (b) or eligible counterparty per (c); and (ii) eligible for distribution through all distribution channels (the “**Target Market Assessment**”). Notwithstanding the Target Market Assessment, distributors should note that: the price of the Equity Shares may decline and investors could lose all or part of their investment; the Equity Shares offer no guaranteed income and no capital protection; and an investment in the Equity Shares is compatible only with investors who do not need a guaranteed income or capital protection, who (either alone or in conjunction with an appropriate financial or other adviser) are capable of evaluating the merits and risks of such an investment and who have sufficient resources to be able to bear any losses that may result therefrom. The Target Market Assessment is without prejudice to the requirements of any contractual, legal or regulatory selling restrictions in relation to the Offer. Furthermore, it is noted that, notwithstanding the Target Market Assessment, the JGC-BRLMs and the BRLMs will only procure investors who meet the criteria of professional clients and eligible counterparties.

For the avoidance of doubt, the Target Market Assessment does not constitute: (a) an assessment of suitability or appropriateness for the purposes of COBS 9A and COBS 10A respectively; or (b) a recommendation to any investor or group of investors to invest in, or purchase or take any other action whatsoever with respect to the Equity Shares. Each distributor is responsible for undertaking its own target market assessment in respect of the Equity Shares and determining appropriate distribution channels.

### **Notice to Prospective Investors in Canada**



The Equity Shares may be sold only to purchasers purchasing, or deemed to be purchasing, as principal that are accredited investors, as defined in National Instrument 45-106 Prospectus Exemptions or subsection 73.3(1) of the Securities Act (Ontario), and are permitted clients, as defined in National Instrument 31-103 Registration Requirements, Exemptions and Ongoing Registrant Obligations. Any resale of the Equity Shares must be made in accordance with an exemption from, or in a transaction not subject to, the prospectus requirements of applicable securities laws. Securities legislation in certain provinces or territories of Canada may provide a purchaser with remedies for rescission or damages if this Prospectus (including any amendment thereto) contains a misrepresentation, provided that the remedies for rescission or damages are exercised by the purchaser within the time limit prescribed by the securities legislation of the purchaser's province or territory. The purchaser should refer to any applicable provisions of the securities legislation of the purchaser's province or territory for particulars of these rights or consult with a legal advisor. Pursuant to section 3A.3 of National Instrument 33-105 Underwriting Conflicts (NI 33-105), the Underwriters are not required to comply with the disclosure requirements of NI 33-105 regarding underwriter conflicts of interest in connection with this offering.

## FORWARD-LOOKING STATEMENTS

This Prospectus contains certain “forward-looking statements”. These forward-looking statements generally can be identified by words or phrases such as “*aim*”, “*anticipate*”, “*are likely*”, “*believe*”, “*expect*”, “*estimate*”, “*intend*”, “*likely to*”, “*objective*”, “*plan*”, “*propose*”, “*project*”, “*will*”, “*seek to*”, “*will continue*”, “*will pursue*” or other words or phrases of similar import. Similarly, statements that describe our strategies, objectives, plans or goals are also forward-looking statements. All forward-looking statements are subject to risks, uncertainties, expectations and assumptions about us that could cause actual results to differ materially from those contemplated by the relevant forward-looking statement. All statements in this Prospectus that are not statements of historical fact are ‘forward-looking statements’.

These forward-looking statements are based on our current plans, estimates and expectations and actual results may differ materially from those suggested by such forward-looking statements. This could be due to risks or uncertainties associated with expectations relating to, and including, regulatory changes pertaining to the industries in India in which we operate and our ability to respond to them, our ability to successfully implement our strategy, our growth and expansion, technological changes, our exposure to market risks, general economic and political conditions in India which have an impact on its business activities or investments, the monetary and fiscal policies of India, inflation, deflation, unanticipated turbulence in interest rates, foreign exchange rates, equity prices or other rates or prices, the performance of the financial markets in India and globally, changes in domestic laws, changes in the incidence of any natural calamities and/or violence, regulations and taxes and changes in competition in the industries in which we operate. Certain important factors that could cause actual results to differ materially from our expectations include, but are not limited to, the following:

- A history of net losses and a possibility of not achieving profitability;
- A significant increase in the payment processing charges payable to financial institutions and card networks and failure to pass on these higher processing charges to our merchants or consumers;
- The ongoing COVID-19 pandemic and measures to prevent its spread have had and may continue to have a material and adverse effect on our business and results of operations;
- Failure by our Group Company, Paytm Payments Bank to support the services offered in partnership with us;
- No appraisal of our funding requirements and the proposed deployment of Net Proceeds and broad discretion of our management over the use of the Net Proceeds. Further, discretion of our management to re-evaluate the funding requirement for a particular object;
- Inability to attract merchants to our ecosystem, grow our relationships with our existing merchants, and increase transaction volumes on our platforms;
- A failure to manage our growth effectively may lead to inability to execute our business plan or maintain high levels of service and satisfaction;
- Negative cash flows in prior years;
- Adverse effect of contingent liabilities, if they materialize, on our financial condition; and
- Failure to expand our service offerings and market reach may not succeed.

For details regarding factors that could cause actual results to differ from expectations, see “*Risk Factors*”, “*Our Business*” and “*Management’s Discussion and Analysis of Financial Condition and Results of Operations*” on pages 38, 166 and 417, respectively. By their nature, certain market risk disclosures are only estimates and could be materially different from what actually occurs in the future. As a result, actual gains or losses could materially differ from those that have been estimated.

There can be no assurance to Bidders that the expectations reflected in these forward-looking statements will prove to be correct. Given these uncertainties, Bidders are cautioned not to place undue reliance on such forward-looking statements and not to regard such statements to be a guarantee of our future performance.

Forward-looking statements reflect current views as on the date of this Prospectus and are not a guarantee of future performance. These statements are based on our management’s beliefs and assumptions, which in turn are based on currently available information. Although we believe the assumptions upon which these forward-looking statements are based are reasonable, any of these assumptions could prove to be inaccurate, and the forward-

looking statements based on these assumptions could be incorrect. Neither our Company, our Directors, the Selling Shareholders, the Syndicate nor any of their respective affiliates have any obligation to update or otherwise revise any statements reflecting circumstances arising after the date hereof or to reflect the occurrence of underlying events, even if the underlying assumptions do not come to fruition. In accordance with the SEBI ICDR Regulations, our Company, the JGC-BRLMs and the BRLMs will ensure that the Bidders in India are informed of material developments until the time of the grant of listing and trading permission by the Stock Exchanges for the Equity Shares pursuant to the Offer.

In accordance with requirements of SEBI and as prescribed under applicable law, each of the Selling Shareholders shall, severally and not jointly, ensure that the Bidders in India are informed of material developments, in relation to statements and undertakings specifically undertaken or confirmed by it in relation to itself and its respective portion of the Offered Shares in this Prospectus until the time of the grant of listing and trading permission by the Stock Exchanges for their respective portion of the Offered Shares pursuant to the Offer. Only statements and undertakings which are specifically confirmed or undertaken by each Selling Shareholder, as the case may be, in this Prospectus shall be deemed to be statements and undertakings made by such Selling Shareholder in relation to itself and its respective portion of the Offered Shares.

## SUMMARY OF THE OFFER DOCUMENT

The following is a general summary of the terms of the Offer and is not exhaustive, nor does it purport to contain a summary of all the disclosures in the Red Herring Prospectus or this Prospectus, or all details relevant to prospective investors. This summary should be read in conjunction with, and is qualified in its entirety by, the more detailed information appearing elsewhere in this Prospectus, including “*Risk Factors*”, “*The Offer*”, “*Capital Structure*”, “*Objects of the Offer*”, “*Industry Overview*”, “*Our Business*”, “*Restated Financial Statements*”, “*Outstanding Litigation and Material Developments*”, “*Offer Procedure*”, and “*Main Provisions of the Articles of Association*” on pages 38, 86, 102, 127, 143, 166, 269, 447, 491 and 510, respectively.

### Summary of Business

We are India’s leading digital ecosystem for consumers and merchants, as we have built the largest payments platform in India based on the number of consumers, number of merchants, number of transactions and revenue as of March 31, 2021 according to RedSeer. We offered payment services, commerce and cloud services, and financial services to 337 million registered consumers and over 21.8 million registered merchants, as of June 30, 2021. Our two-sided (consumer and merchant) ecosystem enables commerce, and provides access to financial services through our financial institution partners, by leveraging technology to improve the lives of our consumers and help our merchants grow their businesses. In FY 2019, FY 2020 and FY 2021 and in the three months ended June 30, 2020 and 2021, revenue from our payment and financial services accounted for ₹16,955 million, ₹19,068 million, ₹21,092 million, ₹4,298 million and ₹6,894 million, respectively, i.e., 52.5%, 58.1%, 75.3%, 78.0% and 77.4%, respectively of our revenue from operations.

Our consumer and merchant engagement is core to our business model and our unit economics. For consumers, certain payment categories like money transfer, in-store payments and bill payments are highly relevant, high frequency use cases that are efficient and pre-dominant means of consumer acquisition for us. Products (offered in partnership by us with partner financial institutions, including our associates such as Paytm Payments Bank, and third parties) such as Paytm Wallet, Paytm Postpaid, Paytm Payments Bank savings account and FASTag help build consumer engagement and stickiness and help us retain consumers. Products such as personal loans, credit cards and insurance, offered through our financial partners, allow us to monetize users, at little or no incremental cost of acquisition, and at attractive economics. Similarly, for merchants, certain payments offerings, such as QR (for in-store) and Payment Gateway (for online) are our primary means to on-board new merchants. Products such as Soundbox and POS devices and Paytm Business Payments, increases their engagement and retention on our ecosystem with attractive monetisation characteristics in many cases. Products such as merchant lending, advertising and cloud allow us to monetize our merchants, at little or no incremental cost of acquisition, and at attractive economics.

We segregate our revenue under two revenue lines, (i) Payment and Financial Services, and (ii) Commerce and Cloud Services. For our payment services, we primarily generate revenues from (i) the transaction fee that we charge our merchants based on a percentage of GMV, (ii) consumer convenience fees that we charge our consumers for certain types of transactions, and, (iii) recurring subscription fees from merchants for certain products and services, such as Paytm Soundbox and POS. The fee percentage that we charge varies by the type of payment instrument used by consumers and the category of merchant. For our financial services, we generate revenue depending on the type of services offered by us and through our financial institution partners on our platforms (i.e. lending, insurance, and wealth management) and within each business, the type of product. For our travel, entertainment and ticketing, and other commerce businesses, we generate revenues by charging merchants a transaction fee, and/or consumers a convenience fee, which is typically linked to a percentage of transaction value. For details, see “*Management’s Discussion and Analysis of our Results of Operations – Our Business Model*”, “*Our Business – Our Flywheels*” and “*Our Business – Our Products and Services*” on pages 418, 174 and 183, respectively, of this Prospectus.

Our Company has registered the “PAYTM” trademark under classes 4, 5, 6, 7, 23, 24, 25, 29, 30 and 31, among others, with the Registrar of Trademarks under the Trademarks Act, 1999. For further details on our trademark and their usages, see “*Our Business - Intellectual Property*” and “*Our Business - Our Brand and its Usage*” on pages 210 and 206, respectively of this Prospectus.

### Summary of Industry

India is a country of hundreds of millions of young and aspiring consumers who are underserved for payments and financial services products that serve their needs. There are millions of small businesses in India that would

benefit by having increased access to affordable software, technology and financial services. Consumers and small businesses can be served through technology-led, digital-first commerce, according to RedSeer. According to RedSeer, the market segments that we serve have large growth potential in terms of total addressable market size, due to significant under-penetration including as compared to developed and other developing geographies such as U.S. and China, respectively, and the ability of technology to grow the market. For details see “**Industry Overview**” and “**Our Business-Trends Favouring Us**” on pages 143 and 167, respectively, of this Prospectus.

### Names of our promoters

Our Company is a professionally managed company and does not have an identifiable promoter in terms of SEBI ICDR Regulations and the Companies Act, 2013. For details, see “**Our Principal Shareholders**” on page 261 of this Prospectus.

### Offer Size

The following table summarizes the details of the Offer size:

Offer <sup>(1)(2)(3)</sup>	85,116,278* Equity Shares aggregating to ₹ 183,000 million
of which:	
(i) Fresh Issue <sup>(1)</sup>	38,604,651* Equity Shares aggregating to ₹ 83,000 million
(ii) Offer for Sale <sup>(2)</sup>	46,511,627* Equity Shares aggregating to ₹ 100,000 million by the Selling Shareholders

\* Subject to finalization of the Basis of Allotment

<sup>(1)</sup> The Offer has been authorised by our Board pursuant to resolution passed on June 14, 2021 and Fresh Issue has been approved by our Shareholders pursuant to special resolution passed on July 12, 2021.

<sup>(2)</sup> Each Selling Shareholder has confirmed that its respective portion of the Offered Shares are eligible to be offered for sale in the Offer in accordance with the SEBI ICDR Regulations. For details on the authorisation of each of the Selling Shareholders in relation to the Offered Shares, see “**Other Regulatory and Statutory Disclosures**” on page 462.

<sup>(3)</sup> We are an unlisted company that does not satisfy the conditions specified in Regulation 6(1) of the SEBI ICDR Regulations, in particular the condition specified in Regulation 6(1)(b) of the SEBI ICDR Regulations requiring a Company to have an average operating profit of at least fifteen crore rupees, calculated on a restated and consolidated basis, during the preceding three years. Therefore, we are required to meet the conditions detailed in Regulation 6(2) of the SEBI ICDR Regulations.

The Offer constitutes 13.13% of the post-Offer paid up equity share capital of our Company. For details, see “**The Offer**” on page 86 of this Prospectus.

### Objects of the Offer

The Net Proceeds are proposed to be used in accordance with the details provided in the following table:

(in ₹ million)		
S. No	Particulars	Total estimated amount / expenditure
1.	Growing and strengthening our Paytm ecosystem, including through acquisition of consumers and merchants and providing them with greater access to technology and financial services	43,000
2.	Investing in new business initiatives, acquisitions and strategic partnerships	20,000
3.	General corporate purposes <sup>(1)</sup>	18,134

<sup>(1)</sup> The amount utilized for general corporate purposes shall not exceed 25.00% of the Net Proceeds.

For further details, see “**Objects of the Offer**” on page 127.

### Aggregate pre-Offer shareholding of Selling Shareholders

The aggregate pre-Offer shareholding of the Selling Shareholders as on the date of this Prospectus, as a percentage of the pre-Offer paid-up Equity Share capital of our Company on a fully diluted basis is set out below:

Name of Selling Shareholder	Number of Equity Shares held	Percentage of the pre-Offer paid-up equity share capital (%)
<b>Founder Selling Shareholder</b>		

Vijay Shekhar Sharma	59,545,834	9.1
<b>Investor Selling Shareholders</b>		
SAIF III Mauritius Company Limited	74,910,610	11.4
SAIF Partners India IV Limited	31,802,020	4.8
Elevation Capital V Limited	3,611,410	0.6
Elevation Capital V FII Holdings Limited	4,233,000	0.6
Alibaba.com Singapore E-Commerce Private Limited	44,282,140	6.8
Antfin (Netherlands) Holding B.V.	183,301,220	27.9
SVF Panther (Cayman) Limited	7,855,970	1.2
BH International Holdings	17,027,130	2.6
<b>Other Selling Shareholders</b>		
Mountain Capital Fund, L.P.	2,527,780	0.4
RNT Associates Private Limited	75,000	Negligible
DG PTM LP	4,762,270	0.7
Mr. Ravi Datla	29,250	Negligible
Mr. Amit Khanna	7,500	Negligible
Mr. Prakhar Srivastava	45,030	Negligible
Mr. Saurabh Sharma	73,380	Negligible
Mr. Manas Bisht	10,690	Negligible
Mr. Sanjay S. Wadhwa	2,000	Negligible
Mr. SasiRaman Venkatesan	73,608	Negligible
Mr. N. Ramkumar	184,500	Negligible
Mr. Abhay Sharma	117,000	Negligible
<b>Total</b>	<b>434,477,342</b>	<b>66.2</b>

### Summary of Restated Financial Statements

The following details of our Equity Share capital, net worth, net asset value per Equity Share and total borrowings as at June 30, 2021, June 30, 2020, March 31, 2021, March 31, 2020 and March 31, 2019 and total income, profit/(loss) after tax and earnings per Equity Share (basic and diluted) for the three months ended June 30, 2021 and June 30, 2020, and Fiscal Years ended March 31, 2021, March 31, 2020 and March 31, 2019 are derived from the Restated Financial Statements:

Particulars	<i>(₹ in million, unless otherwise specified)</i>				
	As at and for the three months ended June 30, 2021	As at and for the three months ended June 30, 2020	As at and for FY 2021	As at and for FY 2020	As at and for FY 2019
Equity share capital	605	604	605	604	575
Net worth	62,658	78,305	65,348	81,052	57,249
Total income	9,480	6,494	31,868	35,407	35,797
Restated loss for the period/year	(3,819)	(2,844)	(17,010)	(29,424)	(42,309)
Earnings per Equity Share					
- Basic (in ₹)	(6)	(5)	(28)	(49)	(75)
- Diluted (in ₹)	(6)	(5)	(28)	(49)	(75)
Net asset value per Equity Share (in ₹)	104	130	108	135	100
Total borrowings	4,760	2,534	5,449	2,087	6,962

**Notes:**

- Total income is excluding total income from discontinued operation for the period / year ended June 30, 2021: ₹ Nil (June 30, 2020: ₹ Nil ; March 31, 2021: ₹ Nil; March 31, 2020: ₹ Nil; March 31, 2019: ₹ 15 million)
- Restated loss after tax and earnings per Equity Share for the FY ended March 31, 2019 are including loss after tax and earnings per Equity Share of ₹53 million and ₹ (0.09), respectively, from discontinued operations.
- Net asset value per equity share: Net worth for equity holders of our Company divided by number of equity shares outstanding at the end of the year/period, excluding treasury shares.
- "Net worth" means the aggregate value of the share capital, securities premium, employee stock options outstanding account, retained earnings, share application money pending allotment, other reserves- FVTOCI and other reserves- FCTR, as per the Restated Financial Statements. Net worth represents equity attributable to owners of the Company and does not include amount attributable to non-controlling interests.
- Shareholders of our Company in the meeting held on June 30, 2021 have approved sub-division of each equity share of face value of ₹10 each into 10 equity shares of face value of ₹1 each. Number of equity shares considered for above calculations are after considering impact of share sub-division.
- Basic EPS and Diluted EPS for the three months period ended June 30, 2021 and June 30, 2020 are not annualized.

For details, see “*Restated Financial Statements*” on page 269 of this Prospectus.

### Qualifications of the Auditors which have not been given effect to in the Restated Financial Statements

Our Statutory Auditors have not made any qualifications in the examination report that have not been given effect to in the Restated Financial Statements.

### Summary of outstanding litigation

A summary of outstanding litigation proceedings involving our Company, our Subsidiaries, our Directors and our Group Companies as on the date of this Prospectus is provided below:

<i>(₹ in million)</i>		
Nature of Cases	Number of outstanding cases	Amount involved*
<b><i>Litigation involving our Company</i></b>		
Criminal proceedings	31	90.8
Material civil litigation	2	384.3
Actions by statutory or regulatory authorities	2	Nil
Direct and indirect tax proceedings	19	37,352.4**
<b><i>Litigation involving our Subsidiaries</i></b>		
Criminal proceedings	1	Nil
Material civil litigation	Nil	Nil
Actions by statutory or regulatory authorities	4	Negligible
Direct and indirect tax proceedings	24	145.9
<b><i>Litigation involving our Directors</i></b>		
Criminal proceedings	4	Nil
Material civil litigation	Nil	Nil
Actions by statutory or regulatory authorities	1	Nil
Direct and indirect tax proceedings	Nil	Nil
<b><i>Litigation involving our Group Companies</i></b>		
Outstanding litigation which may have a material impact on our Company	2	10.0

\* To the extent quantifiable.

\*\*The disclosures are inclusive of the show cause notice dated December 29, 2020 issued by the Office of Deputy Commissioner, Noida, (“SCN”) to our Company in relation to the tax returns filed by our Company for the period between April 2020 – September 2020 (“Period”). The SCN alleged that due tax had not been paid under correct head and input tax credit had been wrongly claimed/availed and utilized by our Company by making wilful-misstatements and supersession of facts for the Period, and directed our Company to provide explanations in relation to the issues raised in the SCN. The SCN proposed to levy a tax demand comprising of a tax amount of ₹17,895.0 million, and an interest and penalty of ₹19,387.9 million. Our Company, through reply dated January 14, 2021, responded to the SCN, and provided details and explanations sought in the SCN, and prayed before the Deputy Commissioner, Noida, among others, to drop the proposed tax demands raised in the SCN and hold the proceedings initiated pursuant to the SCN as not-sustainable and liable to be dropped. Subsequently, the Office of Deputy Commissioner, Noida issued a letter dated July 15, 2021 requesting for submission of additional information in relation to which our Company has submitted its response dated July 22, 2021, reiterating the submissions made in its earlier reply. The matter is currently pending.

For further details on the outstanding litigation proceedings, see “*Outstanding Litigation and Material Developments*” and “*Risk Factors*” on pages 447 and 38 respectively.

### Risk factors

For further details, see “*Risk Factors*” on page 38 of this Prospectus.

### Summary of contingent liabilities

The following is a summary table of our contingent liabilities as at June 30, 2021:

<i>(₹ in million)</i>		
S. No.	Particulars	As at June 30, 2021

1.	(a) Claims against the Group* not acknowledged as debts	463
	(b) Income tax related matters	59
	<b>Total</b>	<b>522</b>
2.	The Group will continue to assess the impact of further developments relating to retrospective application of Supreme Court judgement dated February 28, 2019 clarifying the definition of 'basic wages' under Employees' Provident Fund and Miscellaneous Provisions Act 1952 and deal with it accordingly. In the assessment of the management, the aforesaid matter is not likely to have a significant impact and accordingly, no provision has been made in the Restated Financial Statements.	
3.	Our Company has been made aware of certain matters/claims relating to infringement of trademarks and patents in relation to the business activities carried on by it. Our Company actively monitors such matters/claims along with appropriate legal/technology experts to assess their veracity and takes action as considered necessary. In the opinion of the management, no material liability is likely to arise on account of such matters/claims, based on assessments made to date.	

\* "Group" shall include the Company and its subsidiaries as per the Restated Financial Statements

**Notes:**

- It is not practicable for the Group to estimate the timing of cash outflows, if any.
- The Group does not expect any reimbursements in respect of the above contingent liabilities.

For details, see "Restated Financial Statements" on page 269.

### Summary of Related Party Transactions

Particulars	(₹ in million)				
	For the three months ended June 30, 2021	For the three months ended June 30, 2020	For the FY ended March 31, 2021	For the FY ended March 31, 2020	For the FY ended March 31, 2019
<b><u>Rendering of services to related parties</u></b>					
Paytm Payments Bank Limited	1,305	1,559	8,634	8,752	9,277
Paytm First Games Private Limited	66	9	204	88	14
Infinity Transoft Solution Private Limited	1	*	4	15	-
Eatgood Technologies Private Limited	*	-	*	5	-
Socomo Technologies Private Limited	-	-	-	-	*
	<b>1,372</b>	<b>1,568</b>	<b>8,842</b>	<b>8,860</b>	<b>9,291</b>
<b><u>Reimbursement of expenses incurred on behalf of related parties</u></b>					
Paytm Payments Bank Limited	3	7	617	945	1,466
Paytm First Games Private Limited	145	29	238	42	23
Paytm General Insurance Limited	-	*	*	-	-
	<b>148</b>	<b>36</b>	<b>855</b>	<b>987</b>	<b>1,489</b>
<b><u>Expenses reimbursed to related party</u></b>					
Paytm First Games Private Limited	3	22	87	-	-
	<b>3</b>	<b>22</b>	<b>87</b>	<b>-</b>	<b>-</b>
<b><u>Interest income earned from related parties</u></b>					
Paytm Payments Bank Limited	2	5	14	26	39
Paytm Financial Services Limited	6	-	2	-	-
Paytm First Games Private Limited	19	-	20	-	-
	<b>27</b>	<b>5</b>	<b>36</b>	<b>26</b>	<b>39</b>



<b><u>Other income earned from related parties**</u></b>					
Paytm Payments Bank Limited	-	-	122	-	-
	-	-	<b>122</b>	-	-
<b><u>Sale of property, plant &amp; equipment to related parties</u></b>					
Paytm Payments Bank Limited	-	-	1	186	-
	-	-	<b>1</b>	<b>186</b>	-
<b><u>Gain on sale of business</u></b>					
Paytm First Games Private Limited	-	-	-	-	422
	-	-	-	-	<b>422</b>
<b><u>Services received from related parties</u></b>					
<b><u>-Payment processing charges</u></b>					
Paytm Payments Bank Limited	2,376	1,610	9,468	9,690	9,183
	<b>2,376</b>	<b>1,610</b>	<b>9,468</b>	<b>9,690</b>	<b>9,183</b>
<b><u>-General expenses</u></b>					
Paytm Payments Bank Limited	55	312	374	1,091	71
Alipay Labs (Singapore) Pte Limited#	336	188	1,057	793	510
Eatgood Technologies Private Limited	4	*	20	-	-
Paytm Insuretech Private Limited	2	-	2	-	-
	<b>397</b>	<b>500</b>	<b>1,453</b>	<b>1,884</b>	<b>581</b>
<b><u>Issue of equity shares</u></b>					
Alipay Singapore E-Commerce Private Limited	-	-	-	8	-
SAIF Partners India IV Limited	-	-	-	-	1
	-	-	-	<b>8</b>	<b>1</b>
<b><u>Security premium received</u></b>					
Alipay Singapore E-Commerce Private Limited	-	-	-	14,322	-
SAIF Partners India IV Limited	-	-	-	-	999
	-	-	-	<b>14,322</b>	<b>999</b>
<b><u>Inter corporate loan given</u></b>					
Paytm Financial Services Limited (refer note (i) below)	-	-	450	-	-
Paytm First Games Private Limited (refer note (ii) below)	803	-	809	-	-
	<b>803</b>	-	<b>1,259</b>	-	-
<i>(i) Loan given during year ended March 31, 2021 carry interest rate of 5.10% and is provided for a period of 12 months for carrying on its business. The Group has the right to demand for payment before specified period.</i>					
<i>(ii) Loan given during period ended June 30, 2021 carry interest rate of 8.00% and is provided for a period of 60 months for carrying on its business. Loan given during year ended March 31, 2021 carry interest rate of 9.00% and is provided for a period of 6 months for carrying on its business. The Group has the right to demand for payment before specified period.</i>					
<b><u>Repayment of Inter corporate loan</u></b>					

Paytm First Games Private Limited	841	-	-	-	-
	<b>841</b>	<b>-</b>	<b>-</b>	<b>-</b>	<b>-</b>
<b><u>Stock Options granted to employees of joint venture</u></b>					
Paytm First Games Private Limited	2	*	19	33	28
	<b>2</b>	<b>*</b>	<b>19</b>	<b>33</b>	<b>28</b>
<b><u>Investment in joint venture</u></b>					
Paytm First Games Private Limited	-	-	-	805	597
	-	-	-	<b>805</b>	<b>597</b>
<b><u>Investment in associates</u></b>					
Paytm General Insurance Limited	-	5	5	-	*
Paytm Life Insurance Limited	-	-	-	-	*
Blueface Technologies Private Limited	-	-	-	99	-
Infinity Transoft Solution Private Limited	-	-	-	100	-
Eatgood Technologies Private Limited	-	-	82	490	-
	-	<b>5</b>	<b>87</b>	<b>689</b>	<b>1</b>
<b>Remuneration to KMP &amp; Relative of Key Management Personnel</b>					
Salaries, bonus and incentives	25	13	72	56	61
ESOP Expenses	44	5	112	45	94
<b>Total compensation paid</b>	<b>69</b>	<b>18</b>	<b>184</b>	<b>101</b>	<b>155</b>

\*\*Included under miscellaneous income disclosed under "Financial Statements – Restated Financial Statements – Annexure V – Note 15" on page 332.

#Includes ₹334 million (June 30, 2020: ₹188 million; March 31, 2021: ₹1,057 million; March 31, 2020: ₹793 million; March 31, 2019: ₹510 million) pertaining to software, cloud and data centre expenses

\*Amount below rounding off norms adopted by the Group.

The details of the royalty paid to our Company by entities other than our Subsidiaries during the three Fiscals immediately preceding the date of this Prospectus and three months ended June 30, 2021 and June 30, 2020 are set out below.

Entity Name	Relationship	Three months ended June 30,			FY		
		2020	2021		2019	2020	2021
Paytm Payments Bank Limited	Associate	36	40		170	213	186
Paytm E-Commerce Private Limited	Other Related Party	138	144		5,478	2,341	897
Paytm First Games Private Limited	Joint Venture	-	10		-	1	12

The details of the royalty paid to our Company by our Subsidiaries (which gets eliminated in Restated Consolidated Financial Information) during the three Fiscals immediately preceding the date of this Prospectus and three months ended June 30, 2021 and June 30, 2020 are set out below.

Entity Name	Relationship	Three months ended June 30,			FY		
		2020	2021		2019	2020	2021
Paytm Money Limited	Subsidiary	-	1		-	-	1
Paytm Insurance Broking Private Limited	Subsidiary	*	*		-	-	*
One97 Communications Nigeria Limited	Subsidiary	-	-		-	*	-
One97 Communications FZ-LLC	Subsidiary	*	*		-	1	2

Entity Name	Relationship	Three months ended June 30,		FY		
		2020	2021	2019	2020	2021
One97 Communications Tanzania Private Limited	Subsidiary	*	*	-	*	*
One97 Communications Bangladesh Private Limited	Subsidiary	*	-	-	*	*
One97 Benin SA	Subsidiary	-	-	-	*	-
One97 Communications Singapore Private Limited	Subsidiary	*	*	-	*	*
One97 Communications Malaysia Sdn. Bdn	Subsidiary	1	*	-	3	3
One Nine Seven Communication Nepal Private Limited	Subsidiary	*	*	-	1	*

\*Amount below rounding off norms adopted by the Group.

For further details of the related party transactions and as reported in the Restated Financial Statements, see “**Restated Financial Statements**” on page 269 of this Prospectus.

The details of the related party transactions during the three Fiscals immediately preceding the date of this Prospectus and three months ended June 30, 2021 and June 30, 2020 as per IND AS, which are part of Income and Expenses of Restated Consolidated Statement of Profit and Loss are set out below.

Nature of Services	Amount in ₹ million					% of total revenue from operations				
	March 31,			June 30,		March 31,			June 30,	
	2021	2020	2019	2020	2021	2021	2020	2019	2020	2021
Rendering of services to related parties	8,842	8,860	9,291	1,568	1,372	31.6%	27.0%	28.8%	28.4%	15.4%
Reimbursement of expenses incurred on behalf of related parties	855	987	1,489	36	148	3.1%	3.0%	4.6%	0.7%	1.7%
Interest income earned from related parties	36	26	39	5	27	0.1%	0.1%	0.1%	0.1%	0.3%
Other income earned from related parties**	122	-	-	-	-	0.4%	-	-	-	-
Sale of property, plant & equipment to related parties	1	186	-	-	-	0.0%	0.6%	-	-	-
Gain on Sale of Business	-	-	422	-	-	-	-	1.3%	-	-
<b>Total amount</b>	<b>9,856</b>	<b>10,059</b>	<b>11,241</b>	<b>1,609</b>	<b>1,547</b>	<b>35.2%</b>	<b>30.7%</b>	<b>34.8%</b>	<b>29.2%</b>	<b>17.4%</b>
Services received from related parties										
Payment processing charges	9,468	9,690	9,183	1,610	2,376	33.8%	29.5%	28.4%	29.2%	26.7%
General expenses	1,453	1,884	581	500	397	5.2%	5.8%	1.8%	9.1%	4.5%
Expenses reimbursed to related parties	87	-	-	22	3	0.3%	-	-	0.4%	0.0%
<b>Total amount</b>	<b>11,008</b>	<b>11,574</b>	<b>9,764</b>	<b>2,132</b>	<b>2,776</b>	<b>39.3%</b>	<b>35.3%</b>	<b>30.2%</b>	<b>38.7%</b>	<b>31.2%</b>

\*\*Included under miscellaneous income disclosed under “Financial Statements – Restated Financial Statements – Annexure V – Note 15” on page 332.

The details of the related party transactions during the three Fiscals immediately preceding the date of this Prospectus and three months ended June 30, 2021 and June 30, 2020 as per IND AS, which do not have an impact on Restated Consolidated Statement of Profits and Loss are set out below.

Nature of Services	Amount in ₹ million					% of total revenue from operations				
	March 31,			June 30,		March 31,			June 30,	
	2021	2020	2019	2020	2021	2021	2020	2019	2020	2021
Issue of equity shares	-	8	1	-	-	-	0.0%	0.0%	-	-
Security premium received	-	14,322	999	-	-	-	43.7%	3.1%	-	-
Inter corporate loan given	1,259	-	-	-	803	4.5%	-	-	-	9.0%
Repayment of Inter corporate loan	-	-	-	-	841	-	-	-	-	9.4%
Stock Options granted to employees of joint venture	19	33	28	*	2	0.1%	0.1%	0.1%	0.0%	0.0%
Investment in joint venture	-	805	597	-	-	-	2.5%	1.8%	-	-
Investment in associates	87	689	1	5	-	0.3%	2.1%	0.0%	0.1%	-
<b>Total transaction amount</b>	<b>1,365</b>	<b>15,857</b>	<b>1,626</b>	<b>5</b>	<b>1,646</b>	<b>4.9%</b>	<b>48.3%</b>	<b>5.0%</b>	<b>0.1%</b>	<b>18.5%</b>

\*Amount below rounding off norms adopted by the Group

## Financing Arrangements

There have been no financing arrangements whereby our Directors and their relatives have financed the purchase by any other person of securities of our Company other than in the normal course of the business of the relevant financing entity during a period of six months immediately preceding the date of the Draft Red Herring Prospectus, the Red Herring Prospectus and this Prospectus.

## Weighted average price at which equity shares were acquired by our Selling Shareholders, in the last one year preceding the date of this Prospectus

Except as disclosed below, no other Selling Shareholder has acquired equity shares in the one year preceding the date of this Prospectus. The weighted average price at which equity shares were acquired by the Selling Shareholders in the one year preceding the date of this Prospectus is as follows:

Selling Shareholder	Number of Equity Shares acquired	Weighted average price per equity share (in ₹)*
<b>Founder Selling Shareholder</b>		
Vijay Shekhar Sharma	N.A.	N.A.
<b>Investor Selling Shareholders</b>		
SAIF III Mauritius Company Limited	N.A.	N.A.
SAIF Partners India IV Limited	N.A.	N.A.
Elevation Capital V Limited	36,500	901.0
Elevation Capital V FII Holdings Limited	N.A.	N.A.
Alibaba.com Singapore E-Commerce Private Limited	N.A.	N.A.
Antfin (Netherlands) Holding B.V.	N.A.	N.A.
SVF Panther (Cayman) Limited	N.A.	N.A.
BH International Holdings	N.A.	N.A.
<b>Other Selling Shareholders</b>		
Mountain Capital Fund, L.P.	N.A.	N.A.
RNT Associates Private Limited	N.A.	N.A.
DG PTM LP	N.A.	N.A.
Mr. Ravi Datla	33,250	9.0
Mr. Amit Khanna	N.A.	N.A.
Mr. Prakhar Srivastava	47,100	9.0
Mr. Saurabh Sharma	39,060	9.0
Mr. Manas Bisht	7,880	9.0
Mr. Sanjay S. Wadhwa	N.A.	N.A.
Mr. Sasi Raman Venkatesan	63,048	9.0
Mr. N. Ramkumar	164,490	9.0
Mr. Abhay Sharma	25,560	10.0

\*As certified by J.C Bhalla & Co, Chartered Accountants, by way of their certificate dated October 26, 2021. Adjusted for stock split approved by the Shareholders on June 30, 2021. However, the equity shares disposed off in last one year has not been considered while computing weighted average cost of acquisition.

## Average cost of acquisition of equity shares of the Selling Shareholders

The average cost of acquisition per equity share to the Selling Shareholders as at the date of this Prospectus is:

Selling Shareholder	Number of Equity Shares acquired	Average cost of acquisition per equity share (in ₹)*
<b>Founder Selling Shareholder</b>		
Vijay Shekhar Sharma	113,685,560	0.5
<b>Investor Selling Shareholders</b>		
SAIF III Mauritius Company Limited	94,180,780	15.4
SAIF Partners India IV Limited	39,659,140	305.6
Elevation Capital V Limited	5,619,940	441.8
Elevation Capital V FII Holdings Limited	4,233,000	77.7
Alibaba.com Singapore E-Commerce Private Limited	44,282,140	583.4
Antfin (Netherlands) Holding B.V.	183,301,220	1,833.3
SVF Panther (Cayman) Limited	7,855,970	1,820.2

<b>Selling Shareholder</b>	<b>Number of Equity Shares acquired</b>	<b>Average cost of acquisition per equity share (in ₹)*</b>
BH International Holdings	17,027,130	1,279.7
<b><i>Other Selling Shareholders</i></b>		
Mountain Capital Fund, L.P.	6,066,680	546.9
RNT Associates Private Limited	75,000	133.2
Ravi Datla	44,250	9.0
Amit Khanna	7,500	800.0
DG PTM LP	4,762,270	1,707.7
Prakhar Srivastava	54,210	9.0
Saurabh Sharma	73,380	9.0
Manas Bisht	11,250	9.0
Sanjay S. Wadhwa	2,000	749.0
Sasi Raman Venkatesan	73,608	532.5
N. Ramkumar	184,500	532.5
Abhay Sharma	133,760	3.0

\*As certified by J.C Bhalla & Co, Chartered Accountants, by way of their certificate dated October 26, 2021. The average cost of acquisition has been calculated based on the cost of equity shares acquired/allotted/purchased (including acquisition pursuant to transfer) and also adjusted for stock split approved by the Shareholders on June 30, 2021. However, the equity shares disposed off in last one year has not been considered while computing average cost of acquisition.

### **Details of pre-IPO placement**

Our Company has not undertaken any pre-IPO placement.

### **Offer of equity shares for consideration other than cash in the last one year**

No equity shares were issued for consideration other than cash in the last one year.

### **Split/ Consolidation of equity shares in the last one year**

Pursuant to the resolution passed by our Shareholders' at their annual general meeting held on June 30, 2021, each equity share of our Company of face value of ₹ 10 each was split into 10 Equity Shares of ₹ 1 each, therefore an aggregate of 104,106,600 equity shares of ₹ 10 each were split into 1,041,066,000 Equity Shares of ₹ 1 each, and the issued, paid-up and subscribed share capital of our Company was sub-divided from ₹605,385,270 divided into 60,538,527 equity shares of ₹10 each into ₹605,385,270 divided into 605,385,270 Equity Shares of ₹1 each. For details, see "*Management's Discussion and Analysis of Financial Condition and Results of Operations – Significant Developments after June 30, 2021*" on page 446.

## SECTION II - RISK FACTORS

*An investment in Equity Shares involves a high degree of risk. You should carefully consider all the information in this Prospectus, including the risks and uncertainties described below before making an investment in the Equity Shares.*

*We have described the risks and uncertainties that we believe are material, but these risks and uncertainties may not be the only risks relevant to us, the Equity Shares, or the industry in which we currently operate or propose to operate. Unless specified or quantified in the relevant risk factor below, we are not in a position to quantify the financial or other implication of any of the risks mentioned in this section. If any or a combination of the following risks actually occur, or if any of the risks that are currently not known or deemed to be not relevant or material now actually occur or become material in the future, our business, cash flows, prospects, financial condition and results of operations could suffer, the trading price of the Equity Shares could decline, and you may lose all or part of your investment. For more details on our business and operations, see “**Our Business**”, “**Industry Overview**”, “**Key Regulations and Policies in India**” and “**Management’s Discussion and Analysis of Financial Condition and Results of Operations**” beginning on pages 166, 143, 211 and 417, respectively, as well as other financial information included elsewhere in this Prospectus. In making an investment decision, you must rely on your own examination of us and the terms of the Offer, including the merits and risks involved, and you should consult your tax, financial and legal advisors about the particular consequences of investing in the Offer. Prospective investors should pay particular attention to the fact that our Company is incorporated under the laws of India and is subject to a legal and regulatory environment which may differ in certain respects from that of other countries.*

*This Prospectus also contains forward-looking statements that involve risks, assumptions, estimates and uncertainties. Our actual results could differ materially from those anticipated in these forward-looking statements as a result of certain factors, including but not limited to the considerations described below. For details, see “**Forward-Looking Statements**” on page 26.*

*The industry-related information contained in this Prospectus is derived from the RedSeer Report, which has been commissioned and paid for by our Company for the purposes of confirming our understanding of the industry, exclusively in connection with the Offer. We officially engaged RedSeer for purposes of commissioning the report for the Offer on July 14, 2021. Unless otherwise indicated, all financial, operational, industry and other related information derived from the RedSeer Report and included herein with respect to any particular year, refers to such information for the relevant year.*

*In this Prospectus, the term “GMV” refers to the rupee value of total payments made to merchants through transactions on our app, through Paytm Payment Instruments or through our payment solutions, over a period. It excludes any consumer-to-consumer payment service such as money transfers.*

### **Internal Risks**

#### ***Risks Related to Operational and Financial Performance***

##### ***1. We have a history of net losses and we may not be able to achieve profitability.***

We have incurred net losses, including a Restated Total Comprehensive Income/(Loss) for the Period / Year including discontinued operations of ₹(42,355) million, ₹(29,433) million, ₹(17,040) million, ₹(2,881) million and ₹(3,766) million in FY 2019, FY 2020 and FY 2021, and in the three months ended June 30, 2020 and 2021, respectively. We expect to continue to incur net losses for the foreseeable future and we may not achieve profitability in the future. Because the market for our platforms, products and services is evolving, it is difficult for us to predict our future results of operations or the limits of our market opportunity. We expect our operating expenses to increase as we hire additional personnel, broaden our marketing efforts and promotional activities, expand our operations and infrastructure, both domestically and internationally, continue to enhance our platforms and brand, and develop and expand its capabilities, expand our products and services, and expand and improve our interface, which may result in an increase in net losses and decrease in Adjusted EBITDA. These initiatives may be more costly than we expect and may not result in increased net revenue. In addition, when we become a listed company, we will incur additional significant legal, accounting, and other expenses that we did not incur as an unlisted company. Any failure to increase our net revenue sufficiently to keep pace with our initiatives, investments, and other expenses could prevent us from achieving profitability or positive cash flow on a consistent

basis in future periods. Further, under Ind AS, any grant of ESOPs under ESOP-2019 results in a charge to our profit and loss statement based on the fair value of the ESOPs at the date when the grant is made and such expenses reduce our profitability to that extent for the relevant financial quarter or year. For details of our outstanding ESOPs, see “*Capital Structure- Employee Stock Option Schemes*” on page 121. If we fail to achieve profitability, our business, results of operations, cash flows and financial condition could be adversely affected. We cannot assure you that we will ever achieve profitability and may continue to incur significant losses going forward. Any failure by us to achieve profitability could cause the value of our Equity Shares to decline.

Further, some of our subsidiaries and associates have incurred losses for the past few fiscal years. To continue their operations, they may need financial support in the form of debt or equity from their shareholders, including our Company. There is no certainty that they will become profitable, or be able to raise adequate capital to continue their operations or meet their obligations. If these subsidiaries or associates do not become profitable, and are not able to raise capital either through debt or equity, their operations may be affected.

We also carry forward our income tax losses incurred in past fiscal years, to be offset against future income tax liabilities. Setting off such tax losses against future taxable income is subject to compliance with various conditions specified under Income tax laws. Such conditions include restrictions in change of shareholding of the Company above a certain threshold. We cannot assure you that we will be able to comply with such conditions or exemptions to achieve a set off of all tax losses which are carried forward. We are unable to make any assurance that we will be able to fully utilize the tax loss carry forward in a timely manner which would result in such unutilized tax loss carry forwards to expire.

**2. *In the event that our payment processing charges payable to financial institutions and card networks increase significantly, and we are not able to pass on these higher processing charges to our merchants or consumers, we may not be profitable.***

We are required to pay payment processing charges to financial institutions and card networks for processing transactions on our platform. These costs depend on (i) the category of merchant, and (ii) payment instrument used by the consumer. Other factors sometimes may include (i) size and number of transactions processed on our platforms, and (ii) the network through which the transaction is routed. From time to time, financial institutions have increased, and may in the future increase charges levied for processing transactions on our platform. These charges vary for each payment instrument and we may not be able to pass on these costs to our merchants. Accordingly, any increase or decrease in payment gateway charges could make our pricing less competitive, lead us to change our pricing model, or adversely affect our margins and prevent us from reaching profitability. In addition, financial institutions may not agree to renew our agreements with them on commercially reasonable terms or at all, which could also adversely impact our financial condition, cash flows and results of operations.

Our business depends on our ability to accept credit and debit cards, which ability is provided by the payment card networks. As a result, we must rely on banks and acquiring processors to process transactions on our behalf. These banks and acquiring processors may fail or refuse to process transactions adequately, may breach their agreements with us, or may refuse to renew these agreements on commercially reasonable terms. They might also take actions that degrade the functionality of our products and services, impose additional costs or requirements on us, or give preferential treatment to competitive services, including their own services. If we are unsuccessful in establishing or maintaining mutually beneficial relationships with these payment card networks, banks, and acquiring processors, our business may be harmed.

We are required to pay interchange fees and assessments to the payment card networks, as well as fees to our acquiring processors, to process transactions. From time to time, payment card networks have increased, and may increase in the future, the interchange fees and assessments that they charge for each transaction processed using their networks. In addition, our acquiring processors may refuse to renew our agreements with them on commercially reasonable terms. Interchange fees or assessments are also subject to change from time to time due to government regulation. Because we generally charge our merchants a flat rate for our payments services, rather than passing through interchange fees and assessments to our merchants directly, any increase or decrease in interchange fees or assessments or in the fees we pay to our acquiring processors could adversely affect our margins, make our pricing look less competitive or lead us to change our pricing model.

We could be, and in the past have been, subject to penalties from payment card networks if we fail to detect that merchants are engaging in activities that are illegal, contrary to the payment card network operating rules, or considered “high risk.” We must either prevent high-risk merchants from using our products and services or register such merchants with the payment card networks and conduct additional monitoring with respect to such

merchants. Although the amount of these penalties has not been material to date, any additional penalties in the future could become material and could result in termination of our ability to accept payment cards or could require changes in our process for registering new merchants. This could materially and adversely affect our business.

**3. *The ongoing COVID-19 pandemic and measures intended to prevent its spread have had, and may continue to have, a material and adverse effect on our business and results of operations.***

An outbreak of COVID-19 was recognized as a pandemic by the World Health Organization (“WHO”) on March 11, 2020. In response to the COVID-19 outbreak the governments of many countries, including India, had taken and may continue to take preventive or protective actions, such as imposing country-wide lockdowns, restrictions on travel and business operations and advising or requiring individuals to limit their time outside of their homes. Temporary closures of businesses were ordered and numerous other businesses were temporarily closed on a voluntary basis as well. Resurgence of COVID-19 in India in April 2021 led to further lockdowns in various regions of India and businesses are temporarily closed. While lockdowns are being progressively relaxed, the scope, duration, and frequency of such measures and the adverse effects of COVID-19 remain uncertain and could be severe.

Lockdowns imposed as a result of the pandemic impacted our operations, in particular our commerce and cloud business. Revenue from our commerce and cloud services decreased by 38.0% to ₹6,932 million in FY 2021 from ₹11,188 million in FY 2020. Our Commerce GMV declined in FY 2021 primarily due to disruptions to our partners in travel, entertainment and e-commerce industries. According to RedSeer, during the FY 2021 the travel industry declined by approximately 55% and movies declined by 88% compared to FY 2020 due to the various restrictions imposed as a result of the COVID-19 pandemic. While our revenue from our payments and financial services increased in FY 2021 compared to FY 2020, the pandemic disrupted many of our merchant partners with particular severity from March 2020 to May 2020. This resulted in a decline in our payments volume. While our year on year GMV has been growing consistently, our GMV was impacted in the fourth quarter of FY 2020 where it remained flat as compared to the previous quarter of FY 2020 at ₹815 billion and decreased to ₹697 billion in the first quarter of FY 2021 primarily due to the COVID-19 pandemic which reduced availability of payments use cases. Since lockdowns eased in India in the second quarter of FY 2021, our GMV has increased consistently for the rest of FY 2021 primarily due to an increase in the transactions of our online and in-store merchants. Even during the first quarter of FY 2022, which was impacted by the second wave of COVID-19, we saw continued growth in GMV. For more details, see “*Management’s Discussion and Analysis of our Results of Operations – Principal Factors Affecting our Financial Condition and Results of Operations*” on page 419.

The pandemic has adversely impacted, and is likely to continue to adversely impact, our operations and the operations of our merchants and business partners. The pandemic has caused us to modify our business practices to help minimize the risk of the virus to our employees, our merchants, and the communities in which we participate, which could negatively impact our business. These measures include temporarily requiring employees to work remotely, suspending all non-essential business travel for our employees, limiting external guests visiting our offices, and canceling, postponing, or holding meetings and events virtually. Given the continually evolving situation, there is no certainty that the measures we have taken will be sufficient to mitigate the risks posed by the pandemic.

The extent to which the COVID-19 pandemic impacts our business, results of operations, cash flows and financial condition will depend on developments that continue to be highly uncertain and difficult to predict, including, but not limited to, the duration and spread of the pandemic, its severity, the actions to contain the virus or treat its impact, the availability, distribution and efficacy of vaccines, and how quickly and to what extent normal economic and operating conditions can resume. Even after the COVID-19 pandemic has subsided, we may experience material and adverse impacts to our business as a result of the virus’s global economic impact, including the availability of credit, bankruptcies or insolvencies of merchants, and recession or economic downturn.

**4. *We offer some of our services in partnership with our Group Company, Paytm Payments Bank. Any failure by Paytm Payments Bank to support these services could adversely impact these services and could impact our overall business, financial condition and results of operations.***

We own 49% equity interest in Paytm Payments Bank and Mr. Vijay Shekhar Sharma holds the remaining 51%. While Mr. Vijay Shekhar Sharma is a promoter of Paytm Payments Bank, our Company is not categorised as one of its promoters. Many of the payment instruments or channels, such as Paytm Wallet, Paytm UPI, NACH, Paytm



FASTag and Fixed Deposits are offered on our platforms by Paytm Payments Bank in accordance with the respective agreements executed between our Company and Paytm Payments Bank. The tenure of these agreements vary from being perpetual in nature to having a fixed term ranging between three years and five years, with an option to renew for a further period on termination as per mutual agreement. These agreements also stipulate that each party may terminate the contracts for cause by giving a notice of 120 days and a notice ranging between 30 to 90 days without cause for convenience. In the event of termination of the agreements with Paytm Payments Bank, Company might need to enter into agreements with third parties who might charge higher rates for services which could adversely impact the Company's business, financial condition and prospects. Under the terms of the shareholders' agreement with Paytm Payments Bank, our Company has a call option right on any proposed transfer of shares of Paytm Payments Bank by Mr. Vijay Shekhar Sharma, subject to him holding at least 40% of the share capital of Paytm Payments Bank during such mandatory lock in period on shares of promoter as may be imposed by the RBI and various associated legal considerations such as mandatory lock in on shares of promoter and foreign direct investment limits, among others. For more details, see "**Our Business – Financial Services – Paytm Payments Bank – Our relationship with Paytm Payments Bank**" on page 198.

As a licensed payments bank in India, Paytm Payments Banks' business is highly regulated and is subject to various regulatory requirements in India. The payments bank license issued by RBI requires, amongst others, Paytm Payments Bank to maintain a minimum net worth of ₹ 1,000 million at all times and our Company along with the other shareholders of Paytm Payments Bank, i.e., Mr. Vijay Shekhar Sharma and One 97 Communications India Limited have undertaken to RBI to maintain such a net worth at all times. For details, see "**Key Regulations and Policies in India**" on page 211. The RBI and certain other regulatory authorities conduct regular and ad hoc inspections, examinations and inquiries on Paytm Payments Bank's business operations and compliance with laws and regulations, and have the authority to impose sanctions, penalties or remediation actions. If Paytm Payments Bank fails to comply with laws, regulations or policies, or loses its licenses, and as a result is unable to provide services to us for which we have partnered with it, our business, reputation, financial condition, cash flows, results of operations and prospectus may be materially and adversely affected to that extent. For instance, Paytm Payments Bank received a show cause notice dated July 29, 2021 ("**SCN**") from RBI stating that PPBL had committed an offence under Section 26(2) of the Payment and Settlement Systems Act, 2007, by submitting false information to RBI confirming completion of the transfer of the Bharat Bill Payment Operating Unit ("**BBPOU**") business by our Company to PPBL on August 28, 2017. However, it was observed that the actual transfer of the BBPOU business by the Company to PPBL was completed only by March 31, 2021, as stated in the SCN. PPBL responded by way of letter dated August 13, 2021 to the SCN (the "**Response**"), clarifying that PPBL has not made any false statement on the aspect of the Bharat Bill Payment System business transfer from the Company and that it took necessary steps to comply with the RBI instructions. However, on account of certain factors impacting the BBPOU business at the ground level, PPBL could not conclude full compliance due to certain operational matters pertaining to the business transfer, and that it has endeavoured to keep RBI updated on the current status at all times, as stated in the Response. Paytm Payments Bank had further requested for a personal hearing on the matter. The personal hearing was held on September 22, 2021 and considering the Response and other submissions made by Paytm Payments Bank, RBI vide a speaking order dated October 1, 2021 imposed a penalty amounting to ₹ 10 million on Paytm Payments Bank for a contravention of Section 26(2) of the Payment and Settlement Systems Act, 2007. Paytm Payments Bank has paid the required penalty. Further, our Company has received a 'Letter of Displeasure' dated July 29, 2021 from the RBI in relation to the above matter. For details see "**Outstanding Litigation and Material Developments- Litigation involving our Company- Outstanding actions by regulatory and statutory authorities**" on page 448 of this Prospectus. These various regulatory requirements and their interpretation, application and enforcement relating to Paytm Payments Bank may increase its compliance costs or limit its scale of operations which could also increase our cost of availing its services, and in turn have a material adverse impact on our financial condition, cash flows and results of operations.

For some of our business strategies to be successful, Paytm Payments Bank must be able to provide us with services for which we have partnered with it, in compliance with regulatory requirements as well the terms of the agreements executed by Paytm Payments Bank with us, at acceptable costs and on a timely basis. Any failure by Paytm Payments Bank to provide these services to us may interrupt our ability to provide some of the services to our merchants and consumers, which could have a material adverse impact on our operations to that extent.

The following table provides a breakdown of our related party transactions with Paytm Payments Bank Limited for FY 2019, 2020 and 2021, and for the three months ended June 30, 2020 and 2021. For more details, see "**Restated Financial Statements – Annexure V – Note 26 – Related Party Transactions**" on page 350.

Particulars	Amount in ₹ million	% of total revenue from operations
-------------	---------------------	------------------------------------

	March 31,			June 30,		March 31,			June 30,	
	2019	2020	2021	2020	2021	2019	2020	2021	2020	2021
	<b>Amount Received/Receivable for the year/period</b>									
Rendering of services to related parties	9,277	8,752	8,634	1,559	1,305	28.7%	26.7%	30.8%	28.3%	14.7%
Reimbursement of expenses incurred on behalf of related parties	1,466	945	617	7	3	4.6%	2.9%	2.2%	0.1%	0.0%
Interest income earned from related parties	39	26	14	5	2	0.1%	0.1%	0.1%	0.1%	0.0%
Other income earned from related parties**	-	-	122	-	-	-	-	0.4%	-	-
Sale of property, plant & equipment to related parties	-	186	1	-	-	-	0.5%	0.0%	-	-
<b>Total amount</b>	<b>10,782</b>	<b>9,909</b>	<b>9,388</b>	1,571	1,310	<b>33.4%</b>	<b>30.2%</b>	<b>33.5%</b>	28.5%	14.7%
<b>Amount Paid/Payable for the year/period</b>										
Services received from related parties										
- Payment processing charges	9,183	9,690	9,468	1,610	2,376	28.4%	29.5%	33.8%	29.2%	26.7%
- General expenses	71	1,091	374	312	55	0.2%	3.4%	1.3%	5.7%	0.6%
<b>Total amount</b>	<b>9,254</b>	<b>10,781</b>	<b>9,842</b>	1,922	2,431	<b>28.6%</b>	<b>32.9%</b>	<b>35.1%</b>	34.9%	27.3%

\*\*Included under miscellaneous income disclosed under "Financial Statements – Restated Financial Statements – Annexure V – Note 15" on page 332.

5. ***Our funding requirements and the proposed deployment of Net Proceeds have not been appraised by any bank or financial institution or any other independent agency and our management will have broad discretion over the use of the Net Proceeds. Further, our management will have the discretion to re-evaluate the funding requirement for a particular object, subject to compliance with applicable law.***

We intend to utilize the Net Proceeds of the Offer as set forth in "Objects of the Offer" beginning on page 127. The funding requirements mentioned as a part of the objects of the Offer are based on internal management estimates in view of past expenditures, and have not been appraised by any bank or financial institution. This is based on current conditions and is subject to change in light of changes in external circumstances, costs, business initiatives, other financial conditions or business strategies and since we have not presently entered into any definitive agreements for the use of Net Proceeds. We have currently not earmarked the exact amounts that will be deployed from the Net Proceeds in respect of the categories specified under each object, since that would be contingent upon our Company's business plans, market conditions, our Board's analysis of economic trends and business requirements, competitive landscape, ability to identify and consummate growth opportunities as well as general factors affecting our results of operations, financial condition and access to capital. Accordingly, our management will have broad discretion for the utilization of the Net Proceeds, including in relation to rescheduling and revising the funding requirement for a specific object, or increasing or decreasing the amount earmarked for any object. Further, while we will from time to time continue to seek attractive inorganic opportunities for utilization of our Net Proceeds, the amount of Net Proceeds to be used for acquisitions will be based on our management's discretion and we have not presently entered into any definitive agreements in this regard.

Various risks and uncertainties, including those set forth in this section, may limit or delay our efforts to use the Net Proceeds to achieve profitable growth in our business. For example, our plan to investment in new businesses and inorganic expansion could be delayed due to failure to receive regulatory approvals, technical difficulties, human resource, technological or other resource constraints, or for other unforeseen reasons, events or circumstances. We may also use funds for future businesses which may have risks significantly different from

what we currently face or may expect. Further, we may not be able to attract personnel with sufficient skills or sufficiently train our personnel to manage our expansion plans.

Accordingly, use of the Net Proceeds for other purposes identified by our management may not result in actual growth of our business, increased profitability or an increase in the value of our business and your investment.

**6. *If we are unable to attract merchants to our ecosystem, grow our relationships with our existing merchants, and increase transaction volumes on our platforms, our business, results of operations, financial condition, cash flows and prospects could be materially and adversely affected.***

Our growth substantially depends on our ability to maintain and grow our relationships with existing merchants and increase the volume of transactions processed on our platforms. We rely on the continuing growth of our merchant relationships and our distribution channels in order to expand our GMV and our operations. We derive revenue primarily from the fees earned from merchants for the payments, commerce and cloud, and financial services we provide through our platforms. Our total registered merchant base has grown from 11.2 million as of March 31, 2019 to 16.3 million as of March 31, 2020, to 21.1 million as of March 31, 2021 and to 21.8 million as of June 30, 2021, and our GMV has increased from ₹2,292 billion in FY 2019 to ₹3,032 billion in FY 2020, and to ₹4,033 billion in FY 2021. Our GMV has increased from ₹697 billion in the three months ended June 30, 2020 to ₹1,469 billion in the three months ended June 30, 2021. In FY 2019, FY 2020 and FY 2021, and in the three months ended June 30, 2020 and June 30, 2021, our top five merchants for such respective years by GMV contributed 50%, 37%, 27%, 32% and 23% respectively, of our total GMV, and 69%, 56%, 35%, 43% and 35%, respectively, of our total revenue, and our top 10 merchants for such respective years by GMV contributed 55%, 43%, 34%, 39% and 28%, respectively, of our total GMV and 73%, 60%, 44%, 48% and 41%, respectively, of our total revenue on a consolidated basis. If we are not able to attract new merchants and retain existing merchants or increase transaction volumes on our platforms, our payment channels may struggle to gain wider acceptance among merchants, which in turn may impede our ability to grow our revenues. The attractiveness of our platforms to merchants and their willingness to partner with us depends upon, among other things: the variety and quality of service and product offerings, payment options offered to consumers, the size of merchant network and degree of consumer penetration; the strength of our brand and reputation; the amount of fees that we charge; our ability to sustain our value proposition to merchants for consumer acquisition by demonstrating higher conversion at checkout; the attractiveness to merchants of our technology and data-driven platform; our competitors' offerings; and our merchant satisfaction.

We may experience attrition of our merchant relationships due to several factors, some of which are outside our control, including business closures, bankruptcy, financial distress, transfers of merchants' accounts to our competitors, cancellations and account closures that we initiate due to heightened credit risks relating to contract breaches by merchants or a reduction in sales, which could have a material adverse effect on our business, financial condition, cash flows and results of operations. In addition, our growth to date has been partially driven by the growth of our merchants' businesses and the resulting growth in GMV. Should the rate of growth of our merchants' business slow or decline, this could have an adverse effect on volumes processed and therefore an adverse effect on our financial condition, cash flows and results of operations.

Further, our contracts with our merchants are typically for a limited period, ranging between six months and five years, or valid until terminated, and the terms of such contracts allow these merchants to terminate the contracts without cause by giving notice as per the terms of the agreement. We have no guarantee of income under these agreements or minimum requirements for the use of our products and services. Merchants may seek price reductions when expanding or changing their products and services with us and/or when the merchants' business experiences significant volume changes. Further, certain merchants may seek to lower prices previously agreed upon to pricing competition, volume increase or other economic needs or pressures faced by the merchant. In addition, some of our merchants often have arrangements with multiple payment service providers, primarily in order to mitigate certain risks, such as downtime, delayed response time or default by a payment service provider, as well as to maximize conversion among payments service providers, and to have a complete array of payment methods available. Therefore, these merchants could shift business away at any given time without necessarily terminating their contracts with us. If our contracts with our merchants are terminated or if these merchants shift business away from us, or if we are unsuccessful in retaining high renewal rates and favorable contract terms, our business, financial condition, cash flows and results of operations could be materially adversely affected.

In this connection, having a diversified mix of merchants across industries is important to mitigate risk associated with changing consumer spending behavior, economic conditions and other factors that may affect a particular type of merchant or industry. If we fail to retain any of our larger merchants or a substantial number of our smaller

merchants, if we do not acquire new merchants, if we do not increase transaction volumes on our platforms, or if we do not attract and retain a diverse mix of merchants, our business, results of operations, financial condition, cash flows and prospects would be materially and adversely affected.

**7. *If we fail to manage our growth effectively, we may be unable to execute our business plan or maintain high levels of service and satisfaction, and our business, results of operations, and financial condition could be adversely affected.***

We have experienced significant expansion in the last three fiscal years and anticipate that we will continue to expand in order to address potential growth in our merchant base and take advantage of market opportunities. Our GMV has increased from ₹2,292 billion in FY 2019 to ₹3,032 billion in FY 2020, and to ₹4,033 billion in FY 2021, and from ₹697 billion in three months ended June 30, 2020 to ₹1,469 billion in the three months ended June 30, 2021 and our monthly transacting users (“MTU”) have grown consistently during FY 2021 and in the fourth quarter of FY 2021 our average MTU was 50.4 million and in the first quarter of FY 2022 was 50.4 million. Our total number of registered merchants has grown from 11.2 million as of March 31, 2019 to 16.3 million as of March 31, 2020, to 21.1 million as of March 31, 2021, and to 21.8 million as of June 30, 2021. If we are unable to maintain at least our current level of operations, our business, results of operations, financial condition, cash flows and prospects would be materially and adversely affected. Many factors may contribute to a decline in our revenue growth rates, including increased competition, slowing demand for our products and services from existing and new consumers, reduced market acceptance of our existing products and services, transaction volume and mix, lower sales by our merchants, our merchants seeking to reduce the fees we charge to them, general economic conditions, government actions and policies, a failure by us to continue capitalizing on growth opportunities, changes in the regulatory environment and the maturation of our business, among others. We cannot assure you that our current and planned systems, policies, procedures and controls, personnel and third-party relationships will be adequate to support our future operations. Our failure to manage growth effectively could seriously harm our business, results of operations, cash flows and financial condition.

To manage operations and personnel growth, we will need to continue to grow and improve our operational, financial, and management controls and our reporting systems and procedures. We will require significant capital expenditures and the allocation of valuable management resources to expand our systems and infrastructure without any assurances that our net revenue will increase. We also believe that our corporate culture has been and will continue to be a valuable component of our success. As we expand our business and mature as a listed company, we may find it difficult to maintain our corporate culture while managing this growth. Failure to manage our anticipated growth and organizational changes in a manner that preserves the key aspects of our culture could reduce our ability to recruit and retain personnel, innovate, operate effectively, and execute on our business strategy, potentially adversely affecting our business, results of operations, cash flows and financial condition.

We will need to adapt and upgrade our controls, policies, procedures and overall operations to accommodate our growing operations and supporting personnel. Moreover, the speed with which our internal controls and procedures are implemented or adapted to changing regulatory or commercial requirements may be inadequate to ensure full and immediate compliance, leaving us vulnerable to inconsistencies and failures that may have a material adverse effect on our business, results of operations, cash flows and financial condition.

**8. *We have experienced negative cash flows in prior years.***

We have experienced negative cash flows from operations in the recent past. Our consolidated cash flow for FY 2019, FY 2020 and FY 2021, and the three months ended June 30, 2020 and 2021 are set forth in the table below.

	FY March 31,			Three months ended June 30,	
	2019	2020	2021	2020	2021
	<i>(₹ in millions)</i>				
Net cash inflow/(outflow) from operating activities	(44,759)	(23,766)	(20,825)	(2,103)	3,307
Net cash inflow/(outflow) from investing activities	19,110	(19,963)	19,298	4,209	(1,459)
Net cash inflow/(outflow) from financing activities	21,105	51,599	(2,221)	305	4,153

We had negative cash flows from operating activities for FY 2019, FY 2020 and FY 2021, and in the three months ended June 30, 2020 primarily due to operating losses and on account of additional working capital requirement.

Net cash outflow from operating activities for the three months ended June 30, 2020 was ₹2,103 million, while our operating loss before working capital changes was ₹2,933 million. We had negative cash flows in June 30, 2020, primarily due to operating losses and on account of additional working capital requirement which was primarily attributable to an increase in other financial assets of ₹3,359 million.

Net cash outflow from operating activities for FY 2021 was ₹20,825 million, while our operating loss before working capital changes was ₹15,794 million. We had negative cash flows in FY 2021, primarily due to operating losses and on account of additional working capital requirement which was primarily attributable to an increase in other financial assets of ₹6,384 million and an increase in other current and non-current assets of ₹2,729 million which was partially offset by an increase in other financial liabilities of ₹2,669 million.

Net cash outflow from operating activities for FY 2020 was ₹23,766 million, while our operating loss before working capital changes was ₹23,569 million. We had negative cash flows in FY 2020, primarily due to operating losses and on account of additional working capital requirement which was primarily attributable to a decrease in other financial liabilities of ₹4,771 million which was partially offset by an increase in other current liabilities and contract liabilities of ₹3,496 million.

Net cash outflow from operating activities for FY 2019 was ₹44,759 million, while our operating loss before working capital changes was ₹41,601 million. We had negative cash flows in FY 2019, primarily due to operating losses and on account of additional working capital requirement which was primarily attributable to an increase in other current and non-current assets ₹8,481 million and an increase in other financial assets of ₹5,548 million, which was partially offset by an increase in other current liabilities and contract liabilities of ₹4,577 million and an increase in other financial liabilities of ₹4,494 million.

Any negative cash flows in the future could adversely affect our results of operations and financial condition. For further details, see “*Management’s Discussion and Analysis of our Financial Condition and Results of Operations – Cash Flows*” on page 441.

**9. Our contingent liabilities could adversely affect our financial condition if they materialize.**

The following is a summary table of our contingent liabilities as of June 30, 2021:

S. No.	Particulars	(₹ in million)
		As of June 30, 2021
1.	(a) Claims against the Group* not acknowledged as debts	463
	(b) Income tax related matters	59
	<b>Total</b>	<b>522</b>
2.	The Group will continue to assess the impact of further developments relating to retrospective application of Supreme Court judgement dated February 28, 2019 clarifying the definition of 'basic wages' under Employees' Provident Fund and Miscellaneous Provisions Act 1952 and deal with it accordingly. In the assessment of the management, the aforesaid matter is not likely to have a significant impact and accordingly, no provision has been made in the Restated Financial Statements.	
3.	Our Company has been made aware of certain matters/claims relating to infringement of trademarks and patents in relation to the business activities carried on by it. Our Company actively monitors such matters/claims along with appropriate legal/technology experts to assess their veracity and takes action as considered necessary. In the opinion of the management, no material liability is likely to arise on account of such matters/claims, based on assessments made to date.	

\* “Group” shall include the Company and its subsidiaries as per the Restated Financial Statements

**Notes:**

1. It is not practicable for the Group to estimate the timing of cash outflows, if any.
2. The Group does not expect any reimbursements in respect of the above contingent liabilities.

**10. We derive a majority of our revenue from our payment services. Our efforts to expand our service offerings and market reach may not succeed and may impact our revenue and our growth.**

We derive a majority of our revenue from transaction fees we collect from merchants for our payment services. In FY 2019, FY 2020 and FY 2021, and in the three months ended June 30, 2020 and 2021, revenue from our payment and financial services accounted for 52.5%, 58.1%, 75.3%, 78.0% and 77.4% of our revenue from operations, respectively. Our efforts to expand our payment services depends on among other things, our ability to broaden the scope of the products and services we offer, develop new technologies, enhance the functionality of our products and services and respond to the needs of our merchants and consumers. Our failure to broaden the scope of payments services that are attractive may inhibit the growth our business, as well as increase the vulnerability of our core payments business to competitors. Further, our revenue may also be affected by our service mix. We generate higher fees from the use of certain payment instruments compared to others. For example, we do not charge any fees for certain transactions through Rupay debit cards and UPI to comply with prescribed merchant discount rates. Any unfavourable changes in merchant discount rates could have a material adverse impact on our operations, cash flows and financial condition.

#### ***Risks Related to Auditor Qualifications***

***11. Our Statutory Auditors have included certain emphasis of matters in the auditors' reports on our special purpose interim consolidated financial statements as at and for the three months ended June 30, 2021 and June 30, 2020 and the auditors' reports on our audited consolidated financial statements for the last three fiscal years . Further, the auditors have included certain observations in their reporting under Companies (Auditors Report) Order, 2016 ("CARO")***

The auditor's report on the special purpose interim consolidated financial statements as at and for the three months ended June 30, 2021 and June 30, 2020, and the auditor's reports on the consolidated financial statements for FY 2021, 2020 and 2019 as applicable, contain the following emphasis of matters:

- For the three months period ended June 30, 2021 and June 30, 2020 and for FY 2021 and FY 2020, the Statutory Auditors have drawn attention to the management's assessment of the impact of the outbreak of COVID-19 on the business operations of the Company and its subsidiaries ("**Group**"). Similar emphasis of matters were included in the auditors' reports on the audited interim Ind AS financial statements of our Subsidiaries, Nearbuy India Private Limited and Wasteland Entertainment Private Limited as at June 30, 2021 and June 30, 2020 and for FY 2021 and FY 2020.
- For the three months ended June 30, 2021 and June 30, 2020 and for FY 2021, FY 2020 and FY 2019, the Statutory Auditors have drawn attention to non-realization of foreign currency receivables as at June 30, 2021, due for more than the time period permitted, under the RBI Master Direction on Exports of Goods and Services dated January 1, 2016, as amended, issued by RBI. The Group has applied to the Authorized Dealer seeking permission for extension of time period for realisation of the receivables and write-off of certain receivables, including updated application dated December 8, 2020 filed by our Company. Our Company has made applications dated December 17, 2020 and August 3, 2021 to RBI seeking approval for extension of time limit for realisation of certain receivables and write off of receivable balance, as applicable, and approval is currently awaited.
- For the three months ended June 30, 2021 and June 30, 2020 and for FY 2021, FY 2020 and FY 2019, the Statutory Auditors have drawn attention to non- settlement of foreign currency payables as at June 30, 2021, due for more than the time period permitted under the RBI Master Direction on Import of Goods and Services dated January 1, 2016, as amended, issued by RBI. Our Company has applied to the Authorized Dealer seeking permission for extension of time period for settlement and write-back of certain payables, wherein certain write-back has been approved by the Authorized Dealer on August 11, 2021. Our Company has also filed an application to RBI vide letters dated July 29, 2021 and August 9, 2021 for permission to write-back certain payable balances and approval is currently awaited.
- For the three months ended June 30, 2021 and for FY 2021, the Statutory Auditors have drawn attention to the fact that one of our Subsidiary's financial assets as at March 31, 2021 were more than 50% of its total assets and its income from financial assets was more than 50% of the total income for the financial year. As per the press release dated April 8, 1999 issued by RBI, the Subsidiary of the Company fulfils the principal business criteria for being classified as a NBFC as on March 31, 2021 and accordingly is required

to obtain registration for the same. However, the Subsidiary has no intention of conducting the business as an NBFC, and accordingly it has filed an application with the RBI seeking dispensation from registration as NBFC. For details, see “ ***-Certain statutory and regulatory licenses and approvals are required for conducting our business and any failure or omission to obtain, maintain or renew these licenses and approvals could adversely affect our business and results of operations.***” below.

- For the three months ended June 30, 2021 and June 30, 2020, the Statutory Auditors have drawn attention to the application made by our Company under section 454 of the Companies Act, 2013 to adjudicate non-compliance with the provisions of Section 62(1)(b) of the Companies Act, 2013 read with Rule 12(1) of the Companies (Share Capital and Debentures) Rules, 2014 in relation to grants of employee stock options (“ESOPs”) made in earlier years to an employee. Our Company has taken steps in the form of cancellation of ESOP grants and shares allotted in the past have been transferred to the Paytm Associate Benefit Welfare Trust (formerly named as the One97 Employee Welfare Trust) and the Company is awaiting the outcome of the adjudication application. For details, see “ ***-We have filed an adjudication application with the Registrar of Companies for non-compliance with relevant provisions of the Companies Act, 2013 read with the Companies (Share Capital and Debentures) Rules, 2014 in relation to grant of certain ESOPs to one of our employees.***” above.

Further, our auditors have included certain observations in their reporting under the Company (Auditor's Report) Order, 2016. For details, see “ ***Restated Financial Statements - Annexure VI to Restated Financial Statements***” on page 404.

There is no assurance that our audit reports for any future fiscal periods will not contain qualifications, matters of emphasis or other observations which affect our results of operations in such future periods. For further details, see, “ ***Restated Financial Statements***” and “ ***Management's Discussion and Analysis of Financial Condition and Results of Operations***” on pages 269 and 417, respectively.

#### ***Risks Based on Regulatory Actions and Regulatory Compliance***

- 12. Payments banks in India, including our Group Company Paytm Payments Bank, are subject to regulatory requirements and prudential norms and its inability to comply with applicable laws, regulations and norms may have an adverse effect on some of our businesses, financial condition and results of operations.***

Payments banks in India, including our Group Company, Paytm Payments Bank, are subject to various requirements and restrictions in relation to their functioning, corporate ownership and governance which are prescribed under the applicable acts such as the Banking Regulation Act along with applicable regulations prescribed by the RBI from time to time. These include, but are not limited to, maintaining a minimum net worth of ₹ 1,000 million at all times; ensuring its ownership and control by Indian residents in accordance with the Foreign Exchange Management Act, 1999, read with rules and regulations thereunder (“FEMA”); obtaining prior approval from the RBI for any change in its shareholding by way of fresh issue or transfer of shares, directly or indirectly, to a particular investor, acting alone or in concert with any other person, to the extent of 5% or more of its paid-up share capital or 5% or more of its voting rights; limiting exposure in terms of loans and advances; prudential norms specified in respect of market risk and operational risk, maintenance of regulatory ratios including cash reserve ratio on its demand and time liabilities and statutory liquidity ratio; periodic disclosure requirements (including in presentation of financial information and financial statements); fraud classification and reporting; and cyber security compliance.

In addition, the Payments Bank Licensing Guidelines, Payments Bank Operating Guidelines and other applicable regulations along with the payments bank license issued by the RBI require Paytm Payments Bank to comply with certain conditions in relation to its operations including but not limited to, restricting the amount of demand deposits, i.e., wallet, current deposits and savings bank deposits which may be maintained by any customer end of day up to Rs. 0.2 million and requiring prior authorization from RBI for its banking outlets. For details, see “ ***Key Regulations and Policies - Banking and wallet business and related activities***” on page 212.

In case of any failure to comply with the prescribed conditions, applicable directives, reporting requirements, requirements to meet the prescribed prudential norms or any other ongoing regulations or requirements from RBI or other regulators, the RBI may charge penalties, penalize Paytm Payments Bank's management, restrict

Paytm Payments Bank's banking activities or otherwise enforce increased scrutiny and control over Paytm Payments Bank's banking operations, including by way of withholding approvals, or issuing conditional approvals in respect of any proposed actions for which Paytm Payments Bank may seek approval in the future, or even cancel Paytm Payments Bank's banking license. In the past three years from the date of this Prospectus, the RBI has taken the following actions in relation to Paytm Payments Bank, i) the RBI vide a letter dated June 19, 2018 prohibited Paytm Payments Bank from opening any new accounts and wallets w.e.f. June 20, 2018 on account of supervisory concerns, which were lifted by RBI vide a letter dated December 27, 2018 w.e.f. December 31, 2018; ii) the Office of Banking Ombudsman issued a show-cause notice dated March 6, 2019 noting that Paytm Payments Bank could not monitor a certain account maintained with it which had shown a sudden increase in the velocity in daily transactions involving immediate transfer to other banks and therefore the action resulted in the violation of provisions of RBI's Master Directions on KYC, 2016. Paytm Payments Bank, through correspondence dated March 8, 2019 responded to the SCN, stating that it had complied with all the applicable guidelines whereas the ultimate beneficiary bank was not in compliance with the guidelines; and iii) the RBI issued a show cause notice dated July 29, 2021 stating that Paytm Payments Bank had committed an offence under Section 26(2) of the Payment and Settlement Systems Act, 2007, by submitting false information to RBI confirming completion of the transfer of the Bharat Bill Payment Operating Unit ("BBPOU") business by our Company to PPBL and subsequently, RBI levied a penalty amounting to ₹ 10 million on Paytm Payments Bank. For details, see *"-We offer some of our services in partnership with our Group Company, Paytm Payments Bank. Any failure by Paytm Payments Bank to support these services could adversely impact these services and could impact our overall business, financial condition and results of operations"* above and *"Outstanding Litigation and Material Developments- Material litigations involving our Group Companies- Actions by regulatory and statutory authorities"* on pages 40 and 453, respectively.

As a payments bank, Paytm Payments Bank is subject to periodic on-site inspections by the RBI in relation to its compliance with licensing conditions and/ or operating guidelines and matters relating to its banking operations. During such inspections, Paytm Payments Bank may be found to be in violation of the licensing conditions or may subsequently be unable to comply with the observations made by RBI and accordingly it could be subject to penalties and restrictions which may be imposed by the RBI. Pursuant to the latest annual financial inspection undertaken on Paytm Payments Bank in relation to its financial position as on March 31, 2020, the RBI prepared an inspection report dated January 8, 2021 ("**Report**"). The Report provides the major findings of the inspection including certain findings wherein Paytm Payments Bank was not acting in conformity with the relevant applicable laws, which are summarised as follows: (i) the risk appetite statement under integrated risk management policy of Paytm Payments Bank does not factor the appetite for reputational risk; (ii) an internal audit in respect of some critical functions of Paytm Payments Bank, i.e., wallet business, data operation centre and outsourcing arrangements, was not conducted; (iii) the oversight of the board of directors of Paytm Payments Bank on the control mechanism of business correspondents network was weak, (iv) the scope of audit did not include examination of whether business correspondents were obtaining physical documents from customers and the measures taken for preservation and protection of customer information in possession of business correspondents was not ascertainable; (v) full KYC of accounts opened under OTP-based e-KYC non-face to face mode was undertaken through video KYC and adequate screening mechanism for personnel recruitment/hiring was not put in place; (vi) the takeover of business of Bharat Bill Payment Operating Unit, i.e. on-boarding of billers, by Paytm Payments Bank from our Company, was pending, (vii) the audit undertaken by an external agency for ensuring arm's length relationship in all transactions of Paytm Payments Bank with parent/group entities was not comprehensive to fully address certain required aspects; (viii) the service agreement between our Company and Paytm Payments Bank for its wallet data base posed a risk for confidentiality of customer data and the contract with our Company for wallet management did not contain an obligation clause as per RBI requirements; (ix) the business criticality of various assets was not documented in the automated asset tool for centralized inventory management; (x) Paytm Payments Bank's agreements with vendors for payment gateway service did not incorporate mandatory clauses specified by network provider guidelines; (xi) during Fiscal 2020, certain fraud cases were reported to the RBI with a delay; (xii) awareness and training for business correspondents to tackle the menace of counterfeit currency were not conducted during Fiscal 2020; and (xiii) Paytm Payments Bank had not complied with two points specified in the monitorable action plan of the annual financial inspection in relation to Fiscal 2019 within the prescribed period. Paytm Payments Bank has addressed certain of the above findings and may be required to undertake further actions in due course and coordinate with RBI in relation to these findings. Further, recently Paytm Payments Bank received a letter from the RBI dated October 7, 2021 intimating of its inclusion in the second schedule to the RBI Act, vide its notification dated September 6, 2021. Accordingly, Paytm Payments Bank is also subject to the regulatory framework applicable to scheduled banks, as prescribed under the RBI Act, including an inspection by the RBI in relation to its affairs as a scheduled bank. Imposition of any penalty or adverse findings by the RBI during the ongoing or any future inspections may result in a temporary halt on provision of Paytm Payments Bank's products and services,



resulting in service outages for us, which may have an adverse effect on our business, operations, cash flows and financial condition to that extent.

To ensure compliance with the regulatory framework applicable to payments banks, Paytm Payments Bank may need to allocate additional resources, which may increase the regulatory compliance costs and divert management attention. The inability to comply with laws and regulations applicable to a payments bank may have an adverse effect on Paytm Payments Bank's business, cash flows, financial condition and results of operations which may also have a resultant impact on the services we provide in partnership with Paytm Payments Bank.

**13. *Failure to comply with the existing laws and regulations applicable to our business could subject our Company, or our subsidiaries or our associates or our shareholders, as applicable, to enforcement actions and penalties and otherwise harm our business.***

Our business is subject to regulation by various statutory and regulatory authorities in India, including the MCA, the RBI, Income tax authorities, SEBI and the IRDAI, and other authorities responsible for enforcing compliance with privacy and data protection related laws, foreign investment laws, intellectual property laws, consumer protection laws, anti-corruption and anti-bribery laws, direct and indirect tax laws. Any failure or alleged failure to comply with the applicable laws, regulations or requirements could subject us, or our subsidiaries, as applicable, to inspection, audit and enforcement actions by the relevant authority; suspension and revocation of the relevant license or approval; civil penalties including payment of damages to the aggrieved party; criminal penalties including payment of fines and imprisonment of concerned directors or employees; and mandatory conciliation and mediation with the aggrieved party or may also lead to an inability to carry forward our tax losses.

These actions or any failure to prevail in a possible civil or criminal litigation, may adversely affect our business, results of operations, financial condition, cash flows and reputation. In addition, responding to any action or litigation may result in a diversion of our management's attention and resources and an increase in professional fees and compliance costs.

The premises, books of accounts, documents and records of certain of our subsidiaries are subject to inspection by the RBI, SEBI and IRDAI, as applicable, under the relevant laws and regulations. Consequently, the relevant authority may identify instances of non-compliance and deficiencies in our operations and issue warning letters, show cause notices or penalties for violations. For instance, pursuant to an inspection conducted by SEBI in February 2020 of the books and records of our Subsidiary, Paytm Money, SEBI observed certain violations of the relevant laws and regulations by Paytm Money in relation to the uploading of KYC data of clients and providing investment advice to clients and issued a letter warning Paytm Money to take corrective steps. Paytm Money has submitted its response dated July 9, 2020, intimating SEBI of the corrective measures undertaken. The premises and records maintained by our Company may also be subject to inspection and/or audit by the RBI and the NPCI in relation to the transactions undertaken on our platforms through the payment channels operated by Paytm Payments Bank, such as Paytm wallet, net-banking and UPI. Additionally, our subsidiaries and associates are required to make several filings on a quarterly, half-yearly and annual basis or on the occurrence of prescribed events with the RBI, SEBI, IRDAI and other relevant authorities pursuant to the applicable laws and regulations governing them. We cannot assure you that all the required filling will be made in a timely manner or at all in the future and that the relevant authorities will not impose any penalties and compounding proceedings on our subsidiaries, associates or our shareholders in this regard.

Moreover, we are exposed to the risk of varying and evolving interpretation of complex laws and regulations governing our business in India. Certain of these laws and regulations governing our business are relatively new and evolving, and their interpretation and enforcement may involve uncertainties. For instance, Indian Insurance Companies (Foreign Investment) Amendment Rules, 2019, notified on September 2, 2019 read with the IRDAI (Insurance Intermediaries) (Amendment) Regulations, 2019, notified on October 30, 2019, *inter alia* increased the FDI limits in insurance intermediaries (which includes insurance brokers) from 49% to 100%. Accordingly, our Company (being a Foreign owned and controlled company) made a 100% investment in our Subsidiary, Paytm Insurance Broking between November, 2019 and February, 2020. However, our Form DI filing in this regard was rejected by RBI and we were directed to comply with the amended Foreign Exchange Management (Non-Debt Instruments) Rules, 2019 (which were notified on April 17, 2020 to reflect the increase in FDI limits) and to seek a post-facto Government approval for our investments which were made prior to April 17, 2020. We have submitted an application for seeking post facto approval before the relevant authority and are responding to incremental queries.

Paytm Insurance Broking also received a show cause notice dated September 9, 2021 from IRDAI, in relation to certain investments by our Company in September- November, 2020. We cannot assure you that this matter will be resolved in our favour and that our Company will not be subject to any penalty or any additional payment in future. For details see, ***“Outstanding Litigation and Material Developments - Litigation involving our Subsidiaries- Actions by regulatory and statutory authorities”*** on page 451.

Further, our Company has also applied to the Authorized Dealer and RBI seeking appropriate approvals in relation to non- settlement of foreign currency payables and non-realization of foreign currency receivables which have been due for longer than the prescribed period in accordance with the applicable directions issued by the RBI. For details, see ***“-Our Statutory Auditors have included certain emphasis of matters in the auditors’ reports on our special purpose interim consolidated financial statements as at and for the three months ended June 30, 2021 and June 30, 2020 and the auditors’ reports on our audited consolidated financial statements for the last three fiscal years . Further, the auditors have included certain observations in their reporting under Companies (Auditors Report) Order, 2016 (“CARO”)”*** above.

We cannot assure you that the aforesaid regulatory bodies will concur with the views expressed in our applications to them or that they will not take a different interpretation. Neither can we assure you that we will not be subject to penalties or that we will receive the requisite approvals.

Additionally, our Company and certain shareholders are subject to disclosure/ filing requirements under the Companies Act, 2013 and the rules made thereunder, which may have been delayed. Such delay in making the requisite disclosures/ filings could attract non-material monetary penalties under the Companies Act, 2013.

***14. We have filed certain applications with the relevant authorities, including an adjudication application for non-compliance with relevant provisions of the Companies Act, 2013 in relation to grant of certain ESOPs to one of our employees, and cannot assure you that these matters will be resolved in our favour.***

The provisions of the Companies Act, 2013 read with the Companies (Share Capital and Debentures) Rules, 2014 prescribe certain eligibility criteria for employees who can be granted ESOPs by a company. Our Company inadvertently granted ESOPs to an employee who was not eligible for such ESOP grants under the Companies Act, 2013 and we became aware of such ineligibility only in light of certain definitions provided under SEBI (Share Based Employee Benefits) Regulations, 2014, which are not included in the Companies Act, 2013. In response, all outstanding options that were granted to such employee have been cancelled, and such employee no longer holds any ESOPs or equity shares of the Company pursuant to any such ESOP grants. Our Statutory Auditors have included an emphasis of matter in this regard in the auditors’ reports on our special purpose interim consolidated financial statements as at and for the three months ended June 30, 2021 and June 30, 2020. For details, see ***“-Our Statutory Auditors have included certain emphasis of matters in the auditors’ reports on our special purpose interim consolidated financial statements as at and for the three months ended June 30, 2021 and June 30, 2020 and the auditors’ reports on our audited consolidated financial statements for the last three fiscal years. Further, the auditors have included certain observations in their reporting under Companies (Auditors Report) Order, 2016 (“CARO”)”*** below. We have *suo moto* filed an adjudication application before the Registrar of Companies in this regard and are awaiting the outcome. We cannot assure you that these matters will be resolved in a timely manner or at all and that our Company will not be subject to any penalty or any additional payment in future. Additionally, our Company has also filed a *suo moto* application with the Ministry of Corporate Affairs (“MCA”) for condonation of delay in respect of inadvertent delay and consequential inability to electronically file Form MGT-14 on the MCA portal due to technical reasons for the resolutions passed by our Board in its meeting held on March 11, 2020 and a special resolution passed by our Shareholders at their meeting held on March 19, 2020 and have received respective orders condoning the delay.

***15. We rely on third-parties for certain aspects of our business, which creates additional risk, and the failure of third-parties to comply with legal or regulatory requirements or to provide various products and services that are important to our operations could have an adverse effect on our business, results of operations, financial condition, and prospects.***

We depend on third-party service providers for certain services, such as financial, technology, and other services to support our operations, including credit ratings and reporting, cloud-based data storage, data centers and other IT solutions, and payment processing. In FY 2019, FY 2020, FY 2021 and in the first quarter of FY 22, our top ten suppliers for such respective years/quarter by consolidated restated third party expense contributed 56.7%, 56.2%, 61.2% and 69.8%, respectively, of our total consolidated restated expenses towards third party. We also outsource a portion of our services, such as, customer care services, deployment of QR codes and sale of hardware

devices, among others. Our success depends on our ability to manage various service providers to provide reliable and satisfactory services to consumers on our platform. Our operations and business could be adversely affected if our outsourcing service providers face any operational or system interruptions. Our collaboration with various partners is critical for us to address the massive digital payment, digital finance and digital daily life services opportunities for consumers and businesses. To the extent we are unable to effectively manage these partners to provide satisfactory services to our consumers to address their needs on commercially acceptable terms, or at all, or if we fail to retain existing or attract new quality partners to our platform, our ability to retain, attract or engage our consumers may be severely limited, which may have a material and adverse effect on our business, financial condition, cash flows and results of operations.

We are dependent on the ability of our products and services to integrate with a variety of third-party operating systems, as well as web browsers that we do not control. Any changes in these third-party systems that degrade the functionality of our products and services, impose additional costs or requirements on us, or give preferential treatment to competitive services, including their own services, could materially and adversely affect usage of our products and services. In addition, we rely on app marketplaces to drive downloads of our mobile app. App marketplaces regularly make changes to their marketplaces, and those changes may make access to our services more difficult. In the event that it is difficult for our merchants to access and use our products and services, our business may be materially and adversely affected.

Most of our agreements with third-party service providers are terminable by the service provider at a short or no notice, and if our current third-party service providers were to terminate their agreements with us or otherwise stop providing services to us on acceptable terms, we may be unable to procure service from alternative service providers in a timely and efficient manner and on acceptable terms or at all. Furthermore, some of our service agreements are fixed-term contracts or have short duration ranging from one year to three years and are not subject to automatic renewal. If any service provider fails to provide the services we require, fails to meet contractual requirements (including compliance with applicable laws and regulations), fails to maintain adequate data privacy controls and electronic security systems, or suffers a cyber-attack or other security breach, we could be subject to regulatory enforcement actions, claims from third parties, including our consumers, and suffer economic and reputational harm that could have an adverse effect on our business. Further, we may incur significant costs to resolve any such disruptions in service, which could adversely affect our business.

**16. There are pending litigations against our Company, Subsidiaries, and certain of our Directors. Any adverse decision in such proceedings may render us/them liable to liabilities/penalties and may adversely affect our business, cash flows and reputation.**

Certain legal proceedings involving our Company, subsidiaries of our Company, and certain of our Directors are pending at different levels of adjudication before various courts, tribunals and authorities. In the event of adverse rulings in these proceedings or consequent levy of penalties, we may need to make payments or make provisions for future payments and which may increase expenses and current or contingent liabilities.

A summary of outstanding litigation proceedings involving our Company, Subsidiaries and Directors, as disclosed in “*Outstanding Litigation and Material Developments*” on page 447, in terms of the SEBI ICDR Regulations as of the date of this Prospectus is provided below:

<b>Nature of Cases</b>	<b>Number of outstanding cases</b>	<b>Amount involved*</b>
<b><i>Litigation involving our Company</i></b>		
Criminal proceedings	31	90.8
Material civil litigation	2	384.3
Actions by statutory or regulatory authorities	2	Nil
Direct and indirect tax proceedings	19	37,352.4**
<b><i>Litigation involving our Subsidiaries</i></b>		
Criminal proceedings	1	Nil
Material civil litigation	Nil	Nil
Actions by statutory or regulatory authorities	4	Negligible
Direct and indirect tax proceedings	24	145.9
<b><i>Litigation involving our Directors</i></b>		
Criminal proceedings	4	Nil
Material civil litigation	Nil	Nil

Actions by statutory or regulatory authorities	1	Nil
Direct and indirect tax proceedings	Nil	Nil
<b>Litigation involving our Group Companies</b>		
Outstanding litigation which may have a material impact on our Company	2	10.0

\*To the extent quantifiable

\*\*The disclosures are inclusive of the show cause notice dated December 29, 2020 issued by the Office of Deputy Commissioner, Noida, (“SCN”) to our Company in relation to the tax returns filed by our Company for the period between April 2020 – September 2020 (“Period”). The SCN alleged that due tax had not been paid under correct head and input tax credit had been wrongly claimed/availed and utilized by our Company by making wilful-misstatements and supersession of facts for the Period, and directed our Company to provide explanations in relation to the issues raised in the SCN. The SCN proposed to levy a tax demand comprising of a tax amount of ₹17,895.0 million, and an interest and penalty of ₹19,387.9 million on our Company. Our Company, through reply dated January 14, 2021, responded to the SCN, and provided details and explanations sought in the SCN, and prayed before the Deputy Commissioner, Noida, among others, to drop the proposed tax demands raised in the SCN and hold the proceedings initiated pursuant to the SCN as not-sustainable and liable to be dropped. Subsequently, the Office of Deputy Commissioner, Noida issued a letter dated July 15, 2021 requesting for submission of additional information in relation to which our Company has submitted its response dated July 22, 2021, reiterating the submissions made in its earlier reply. The matter is currently pending.

For further details see “**Outstanding Litigation and Material Developments**” beginning on page 447 and for details of such outstanding legal proceedings as are disclosed as part of our contingent liabilities, see “**Financial Statements – Annexure V – Notes to the Restated Consolidated Financial Information – Note 29 – Commitments and contingencies**” on page 368. We cannot assure you that any of the outstanding litigation matters will be settled in our favor, or that no (additional) liability will arise out of these proceedings. Our Company is in the process of litigating these matters, and based on the assessment in accordance with applicable accounting standard our Company has presently not made provision for any of the pending legal proceedings. For details of our contingent liabilities, see “**Summary of the Offer Document – Summary of Contingent Liabilities of our Company**” on page 31. In addition to the foregoing, we could also be adversely affected by complaints, claims or legal actions brought by persons, before various forums such as courts, tribunals, consumer forums or sector-specific or other regulatory authorities in the ordinary course or otherwise, in relation to our products and services, our technology and/or intellectual property, our branding or marketing efforts or campaigns or our policies or any other acts/omissions. Further, we may be subject to legal action by individuals including our employees and/or ex-employees in relation to alleged grievances such as termination of their employment with the Company and vesting and exercise of ESOPs granted to them during their employment or alleged claims contending ownership and or participation rights in our Company. For instance, our Company has been served with a notice under Section 91 of the Code of Criminal Procedure, 1973 by Ashok Saxena (“**Complainant**”) alleging, amongst others, that the complainant was induced to advance a certain amount of money to our Company and that the Complainant entered into an agreement for allotment of certain shares of our Company until the money advanced by the Complainant was repaid. It is further alleged that the money advanced was misappropriated by our Company and the Complainant was removed from the board of our Company. For details on this matter and our response, see “**Outstanding Litigation and Material Developments–Litigation involving our Company-Criminal Proceedings**” on page 447 of this Prospectus. Further, we may be subject to claims including ownership or other claims in our Company and our Subsidiaries which may or may not lead to any outstanding legal action or notice but may receive media coverage which could adversely affect our reputation. There can be no assurance that such complaints or claims will not result in investigations, enquiries or legal actions by any courts, tribunals or regulatory authorities against us.

**17. We may be adversely affected by the evolving laws and regulation governing our business and the introduction of any new laws and regulation which may become applicable to our business.**

The laws and regulations governing our businesses are evolving and may be amended, supplemented or changed at any time. As a result, we may be required to seek for and follow additional procedures, modify or adjust certain activities, restructure our ownership structure, obtain new and additional licenses and incur additional expenses to comply with such laws and regulations, which could adversely affect our future development and business.

New laws and regulations may be enacted from time to time to require additional licenses and approvals other than those we currently have. For instance, the RBI has issued the Guidelines on Regulation of Payment Aggregators and Payment Gateways, 2020, as amended (“**Payment Aggregators Guidelines**”), requiring existing providers of payment aggregator services to apply for an authorization from the RBI on or before September 30, 2021. Further, these guidelines stipulate that a single entity cannot continue to provide an e-commerce marketplace along with payment aggregator services and that such payment aggregator services must be separated from the e-commerce marketplace business. For details of the Payment Aggregator Guidelines, see “**Key Regulations and**

***Policies in India***” on page 211. In order to comply with the Payment Aggregators Guidelines, we have incorporated a wholly-owned Subsidiary, Paytm Payments Services Limited which applied to RBI for the relevant authorization vide application dated December 29, 2020 submitted on January 8, 2021. In this regard, Paytm Payments Services Limited received a letter dated August 24, 2021 and September 9, 2021 from RBI informing that the proposal to transfer the payment aggregator services business undertaken by our Company to Paytm Payments Services Limited after receipt of authorization from RBI was not accepted by it. Accordingly our Company was required to undertake such transfer prior to receipt of relevant authorization by Paytm Payments Services Limited to be considered as an existing provider of payment aggregator services. Paytm Payments Services Limited vide its response dated August 27, 2021 submitted that it had initiated the process of acquiring the existing payment aggregator services business of our Company with effect from September 1, 2021 on an as is basis and further specified the actions proposed to be undertaken for acquiring/ running the business and complying with the Payment Aggregator Guidelines. In order to effect the same, our Company and Paytm Payments Services Limited have entered into a business transfer agreement effective from September 1, 2021. For details, see ***“History and Certain Corporate Matters-Details regarding material acquisitions or divestments of business/undertakings, mergers, amalgamation, any revaluation of assets, etc. in the last 10 years”*** on page 226. This business transfer agreement has been approved by our Board and Shareholders on August 30, 2021 and September 23, 2021, respectively and by the board of directors of Paytm Payments Services Limited on September 8, 2021. Further, RBI vide letter dated September 9, 2021, required Paytm Payments Services Limited to submit the board resolutions passed by it and our Company for the transfer of payment aggregator services business along with undertakings confirming the completion of the transfer, in response to which Paytm Payments Services Limited has submitted its responses on September 10, 2021 and September 30, 2021 submitting the required documents to RBI to process the application further. While the transfer of payment aggregator services to Paytm Payments Services Limited has been completed, we cannot assure you that it will obtain the authorization in a timely manner or at all and that it will be successful in complying with the requirements and policies prescribed under the Payment Aggregators Guidelines.

Further, new regulations may impose restrictions or conditions on our existing activities. For instance, NPCI issued a circular dated November 5, 2020, which restricts each third party application from initiating UPI transactions in excess of 30% of the total volume of UPI transactions processed during the preceding three months, on a rolling basis. Although, Paytm Payments Bank is not a third-party application provider, we cannot assure you that NPCI will not impose any such restrictions and requirements on the services and operations of banks in the future which may adversely impact their business and operations. Additionally, the Department of Consumer Affairs, has issued a consultation paper in June 2021, which sets out certain proposed amendments to the Consumer Protection (E-Commerce) Rules, 2020, which are currently released to the public for feedback. As these are draft amendments, we cannot ascertain at this stage as to whether the proposed amendments will come into force in the form suggested or at all, their applicability in respect of our operations, partially or at all once they come into force, or the extent to which the amendments, if and when they come into force, will adversely impact our business or result in additional costs for compliance.

In order to comply with evolving laws and regulations, we may need to devote significant resources and efforts, including restructuring affected businesses, changing our business practices and adjusting our activities, which may materially and adversely affect our business, growth prospects and reputation. The amendment to the SEBI (Investment Advisors) Regulations, 2013 which was to be implemented from March 31, 2021, required, amongst others, stipulations, client level segregation of advisory and execution activities of an investment advisor. In summary, the implementation of these new regulations may have an adverse impact on the operation of the RIAs like Paytm Money, who typically service small retail investors. Accordingly, Paytm Money decided to temporarily suspend advisory services with effect from March 31, 2021 in order to comply with such additional requirements and the same was informed to SEBI vide letter dated February 19, 2021 along with the detail plan for migration of advisory clients to the execution services. As on the date of this Prospectus, we have not received any investor grievance in this regard. However, we are not certain if and when the discontinued advisory services will be resumed. Additionally, Paytm First Games Private Limited (**“Paytm First Games”**) offers certain skill based real money games on its platforms, in accordance with the applicable laws of the respective states where such games are offered, as the legality of online betting and gaming in India is determined under central as well as state law. The state legislations in relation to gambling and other applicable laws along with the judicial pronouncements by the respective high courts in this regard are evolving and accordingly there continues to be uncertainty in the regulatory framework applicable to certain states and differing approaches from one state to the other, which could adversely affect the future development and operations of Paytm First Games. Further, we are currently not in compliance with all the provisions of Rights of Persons with Disabilities Act, 2016. We believe in equality of opportunities and maintaining accessible and conducive working environment for all our employees, and are in the process of ensuring compliance with the applicable statutory provisions. While we endeavour to take all

necessary steps in this regard, the implications of such non-compliance may accrue in the form of fines and penalties under the relevant applicable regulations

We cannot assure you that the relevant regulatory authorities will not introduce further new laws and regulations in the future which may require us to restructure our business, obtain new licenses, comply with additional requirements and incur additional ongoing compliance costs which may adversely affect our future development, business and results of operations.

**18. *Certain statutory and regulatory licenses and approvals are required for conducting our business and any failure or omission to obtain, maintain or renew these licenses and approvals could adversely affect our business and results of operations.***

Our operations in India are subject to extensive government regulation and we, along with our subsidiaries and associates, are required to obtain and maintain a number of statutory and regulatory licenses and approvals. These licenses and approvals include, amongst others, licenses to operate as a payments bank and issue prepaid payment instruments issued by the RBI, each obtained by Paytm Payments Bank, registrations to act as a stock broker and an investment advisor issued by SEBI, each obtained by Paytm Money and registration to act as a direct insurance broker issued by IRDAI obtained by Paytm Insurance Broking. For a detailed description of our licenses and approvals, see “**Government and Other Approvals**” on page 455. While we have obtained the necessary licenses and approvals required for our operations, certain approvals for which we have submitted applications are currently pending. For instance, the applications dated December 15, 2020 and November 5, 2020 made by Paytm Money and Paytm Payments Bank, respectively, to obtain a certificate of registration to act as a corporate agent from the IRDAI are currently pending. In addition, we may apply for additional licenses and approvals, including the renewal of certain approvals which may expire from time to time, such as the registration to act as a direct insurance broker which expires in 2023 held by Paytm Insurance Broking. If we or our Group Company, Paytm Payments Bank as applicable, are unable to obtain, maintain or renew all necessary licenses and approvals required for our continued operations or for continued provision of the services being offered in collaboration with Paytm Payments Bank, this may have consequences, on operations that may be limited or suspended to that extent, which may have an adverse impact on our business and results of operations. Further, our activities, future development and expansion into a variety of new fields could also raise a number of new regulatory issues and licensing requirements. In Fiscal 2021, our Subsidiary, Paytm Entertainment Limited (“**Paytm Entertainment**”) entered into an exceptional transaction of providing a one-time short term loan to Paytm First Games. Due to this, Paytm Entertainment met the principal business test for determination of identification as a non-banking financial company. Since Paytm Entertainment does not intend to give any further loans to Paytm First Games or other entities, it has requested RBI to grant an exemption from being classified as an NBFC. As of the date of this Prospectus, the said loan has been repaid by Paytm First Games to Paytm Entertainment and further, Paytm Entertainment has no loans outstanding to any entity. We cannot assure you that we will be granted an exemption and that Paytm Entertainment will not be required to obtain registration as an NBFC under the applicable laws.

Some of the licenses and approvals that have been issued to our Company or our subsidiaries or associates contain certain conditions and restrictions. For instance, the license to operate as a payments bank issued by the RBI requires Paytm Payments Bank to comply with certain terms and conditions, and in the event that it is unable to comply with any or all of these terms and conditions, or seek waivers or extensions of time for complying with these terms and conditions, the RBI may place stringent restrictions on it which may impact our operations to the extent of our offering services in partnership with Paytm Payments Bank. If we or our subsidiaries or associates fail or allegedly fail to satisfy the conditions or comply with the restrictions imposed by the relevant licenses and approvals, or the restrictions imposed by any statutory or regulatory requirements, we or our subsidiaries or associates may become subject to regulatory enforcement or be subject to fines, penalties or additional costs or revocation of these licenses and approvals. This may result in the interruption of all or some of our operations and may have a material adverse effect on our business, financial condition, cash flows and results of operations.

**19. *Regulatory, legislative or self-regulatory/standard developments regarding privacy and data security matters could adversely affect our ability to conduct our business.***

Numerous domestic and international laws and regulations address privacy and the collection, storing, sharing, use, disclosure, and protection of certain types of data. These laws, rules, and regulations evolve frequently and their scope may continually change, through new legislation, amendments to existing legislation, and changes in enforcement. Additionally, many laws and regulations relating to privacy and the collection, storing, sharing, use, disclosure, and protection of certain types of data are subject to varying degrees of enforcement and new and changing interpretations by courts or regulators. Changes in laws or regulations relating to privacy, data

protection, and information security, particularly any new or modified laws or regulations, or changes to the interpretation or enforcement of such laws or regulations, that require enhanced protection of certain types of data or new obligations with regard to data retention, transfer, or disclosure, could greatly increase the cost of providing our platforms, require changes to our operations, or even prevent us from providing our platforms in jurisdictions in which we currently operate and in which we may operate in the future.

As part of our operations, we are required to comply with the Information Technology Act, 2000 and the rules thereof, which provides for civil and criminal liability including compensation to persons affected, penalties and imprisonment for various cyber related offenses, including unauthorized disclosure of confidential information and failure to protect sensitive personal data. India has already implemented certain privacy laws, including the Information Technology (Reasonable Security Practices and Procedures and or Information) Rules, 2011, which impose limitations and restrictions on the collection, use, disclosure and transfer of personal information.

Additionally, the Government of India, in December 2019, published the Personal Data Protection Bill, 2019, which provides for a framework for protection of personal data and use of non-personal data and seeks to, among others, lay down norms for cross-border transfer of personal data, define the scope of the definition of personal data and non-personal data, establishment of a data protection authority and ensure the accountability of entities processing personal data. For further details, see “**Key Regulations and Policies**” on page 211. The introduction of new information technology legislation may require us to modify our existing systems, or invest in new technologies to ensure compliance with such applicable laws, which may require us to incur additional expenses and adversely affect our financial condition. Our failure to adhere to or successfully implement processes in response to changing regulatory requirements in this area could result in legal liability or impairment to our reputation in the marketplace, which could have a material adverse effect on our business, financial condition, results of operations and prospects.

Several jurisdictions have implemented new data protection regulations and others are considering imposing additional restrictions or regulations. We expect data protections regulations to continue to increase both in number, complexity and in the level of stringency. The entry into force of the General Data Protection Regulation (EU) 2016/679 (“**GDPR**”), in the European Union prompted various countries to begin processes to reform their data protection regimes. In many cases, these regulations have strict measures regulating both the transfer of data externally, and also the storage and transfer of data internally among our employees in the course of their work and among our subsidiaries and affiliates. Moreover, these regulations may have conflicting and/or inconsistent requirements, and compliance with one data protection regime does not necessarily entail compliance with another data protection regime, and compliance with one data protection regime could potentially create conflicts in compliance with another data protection regime. In particular, we may transfer data across jurisdictions in the ordinary course of our operations, and we may not be able to ensure compliance with all applicable data protection regulations at all times. Any failure to comply with applicable data protection regimes could subject us to significant penalties and negative publicity, which could have a material adverse effect on our business, financial condition, reputation before our merchants and providers, and results of operations.

#### ***Risks Related to Our Business***

#### ***20. We have entered into, and will continue to enter into, related party transactions which may potentially involve conflicts of interest.***

In the ordinary course of our business, we enter into and will continue to enter into transactions with related parties. For details regarding our related party transactions, see “**Restated Financial Statements – Annexure V – Note 26 – Related Party Transactions**” on page 350. While we believe that all such related party transactions that we have entered into are conducted on an arms’ length basis in accordance with the Companies Act and other applicable regulations pertaining to the evaluation and approval of such transactions and all related party transactions that we may enter into post-listing, will be subject to board or shareholder approval, as necessary under the Companies Act and the Listing Regulations, in the interest of the Company and its minority shareholders and in compliance with the Listing Regulations, we cannot assure you these arrangements in the future, or any future related party transactions that we may enter into, individually or in the aggregate, will not have an adverse effect on our business, financial condition, results of operations, cash flows and prospects. Further, any future transactions with our related parties could potentially involve conflicts of interest which may be detrimental to our Company. There can be no assurance that our Directors and executive officers will be able to address such conflicts of interests or others in the future.

The following tables highlight our related party transactions as per Ind AS which form part of our Restated Consolidated Statement of Profit and Loss for FY 2019, 2020 and 2021, and for the three months ended June 30, 2020 and 2021.

Nature of Services	Amount in ₹ million					% of total revenue from operations				
	March 31,			June 30,		March 31,			June 30,	
	2021	2020	2019	2020	2021	2021	2020	2019	2020	2021
Rendering of services to related parties	8,842	8,860	9,291	1,568	1,372	31.6%	27.0%	28.8%	28.4%	15.4%
Reimbursement of expenses incurred on behalf of related parties	855	987	1,489	36	148	3.1%	3.0%	4.6%	0.7%	1.7%
Interest income earned from related parties	36	26	39	5	27	0.1%	0.1%	0.1%	0.1%	0.3%
Other income earned from related parties**	122	-	-	-	-	0.4%	-	-	-	-
Sale of property, plant & equipment to related parties	1	186	-	-	-	0.0%	0.6%	-	-	-
Gain on Sale of Business	-	-	422	-	-	-	-	1.3%	-	-
<b>Total amount</b>	<b>9,856</b>	<b>10,059</b>	<b>11,241</b>	<b>1,609</b>	<b>1,547</b>	<b>35.2%</b>	<b>30.7%</b>	<b>34.8%</b>	<b>29.2%</b>	<b>17.4%</b>
Services received from related parties										
Payment processing charges	9,468	9,690	9,183	1,610	2,376	33.8%	29.5%	28.4%	29.2%	26.7%
General expenses	1,453	1,884	581	500	397	5.2%	5.8%	1.8%	9.1%	4.5%
Expenses reimbursed to related parties	87	-	-	22	3	0.3%	-	-	0.4%	0.0%
<b>Total amount</b>	<b>11,008</b>	<b>11,574</b>	<b>9,764</b>	<b>2,132</b>	<b>2,776</b>	<b>39.3%</b>	<b>35.3%</b>	<b>30.2%</b>	<b>38.7%</b>	<b>31.2%</b>

\*\*Included under miscellaneous income disclosed under "Financial Statements – Restated Financial Statements – Annexure V – Note 15" on page 332.

The following the tables highlight our related party transactions as per Ind AS which do not have an impact on our Restated Consolidated Statement of Profit and Loss for FY 2019, 2020 and 2021, and for the three months ended June 30, 2020 and 2021.

Nature of Services	Amount in ₹ million					% of total revenue from operations				
	March 31,			June 30,		March 31,			June 30,	
	2021	2020	2019	2020	2021	2021	2020	2019	2020	2021
Issue of equity shares	-	8	1	-	-	-	0.0%	0.0%	-	-
Security premium received	-	14,322	999	-	-	-	43.7%	3.1%	-	-
Inter corporate loan given	1,259	-	-	-	803	4.5%	-	-	-	9.0%
Repayment of Inter corporate loan	-	-	-	-	841	-	-	-	-	9.4%
Stock Options granted to employees of joint venture	19	33	28	*	2	0.1%	0.1%	0.1%	0.0%	0.0%
Investment in joint venture	-	805	597	-	-	-	2.5%	1.8%	-	-
Investment in associates	87	689	1	5	-	0.3%	2.1%	0.0%	0.1%	-
<b>Total transaction amount</b>	<b>1,365</b>	<b>15,857</b>	<b>1,626</b>	<b>5</b>	<b>1,646</b>	<b>4.9%</b>	<b>48.3%</b>	<b>5.0%</b>	<b>0.1%</b>	<b>18.5%</b>

\*Amount below rounding off norms adopted by the Group

**21. If we fail to retain our consumers, attract new consumers, expand the volume of transactions from consumers, or if our consumer acquisition costs increase, our business, revenue, profitability and growth may be harmed.**

Our success depends on our ability to generate repeat use and increased transaction volume from existing consumers and to attract new consumers to our platforms. We generate revenue when consumers use the products and services we offer on our platforms, such as, transact and pay for products and services, make bill payments and recharges and transfer money, among others. The number of average monthly transacting users (a simple average of the MTU for each of the twelve months in a year) on our platform, for the fiscal years ending March 31, 2019, March 31, 2020 and March 31, 2021 was 34.4 million, 39.7 million and 45.1 million respectively. The number of average monthly transacting users (a simple average of the MTU for each of the three months in a quarter) on our platform, for the three months ending June 30, 2020 and June 30, 2021 was 39.8 million and 50.4 million respectively. Our merchant transactions have increased from 3.8 billion in FY 2019 to 5.2 billion in FY 2020, and to 5.9 billion in FY 2021, and from 1.0 billion in three months ended June 30, 2020 to 2.3 billion in the three months ended June 30, 2021. If we are not able to continue to grow our consumer base, we will not be able



to continue to grow our merchant network or our business. Our ability to retain and grow our consumer base depends on the willingness of consumers to use our platforms, products and services. The attractiveness of our platforms to consumers depends upon, among other things: the number and variety of merchants and the mix of products and services available through our platforms; our brand and reputation; consumer experience and satisfaction; consumer trust and perception of our solutions; technological innovation; and products and services offered by competitors. Our marketing efforts currently include digital and print marketing, sponsorships for sporting events and promotional discounts and offers to our merchants and consumers. While our marketing and promotion expenses as a percentage of our revenue from operations has been decreasing gradually, we may need to introduce new marketing options and our marketing initiatives may become increasingly expensive and generating a meaningful return on these initiatives may be difficult. If we fail to retain our relationship with existing consumers, if we do not attract new consumers to our platforms, or if we do not continually expand transaction volumes from consumers on our platform, our business, results of operations, financial condition, cash flows and prospects would be materially and adversely affected

**22. *We may not be able to maintain and strengthen the network effects of our platform, which could have a material adverse effect on our business, financial condition, results of operations and prospects.***

Our ecosystem has multiple, unique self-reinforcing flywheels, which drive continuous growth of consumers and merchants on our ecosystem. Our consumers and merchants, interact with each other on our ecosystem to create very strong network effects which drives our growth further. The extent to which we are able to maintain and strengthen these network effects depends on our ability to:

- attract and retain consumers and merchants and provide superior satisfactory experience to them;
- offer and maintain scalable and efficient platforms;
- provide a wide range of high-quality, secure and trustworthy products and services;
- maintain a high level of engagement and activity of consumers and merchants on our platforms;
- improve the quality of our consumer insights;
- consistently innovate and improve the products and services offered on our platforms;
- address consumer concerns with respect to data security and privacy in connection with our data processing activities;
- increase the effectiveness of businesses and partners engaging with consumers on our platforms;
- attract and retain merchants that are able to provide quality products and services on commercially reasonable terms on our platforms; and
- continue adapting to the changing demands of the market and consumer behavior and preference.

In addition, changes that we implement to our platforms to improve the merchant and consumer experience may not have the intended effect which could adversely impact certain groups of consumers. To the extent we are not able to address the needs and demands of any particular participant group, those participants may spend less time, mind-share and resources on our platforms and may conduct fewer transactions or use alternative platforms, any of which could result in a material decrease in the network effects on our platforms and therefore have a material adverse effect on our business, financial condition, cash flows, results of operations and prospects.

**23. *We are subject to chargeback and refund liability risk when our merchants refuse to or are unable to reimburse chargebacks and refunds resolved in favor of their customers. Any increase in chargebacks and refunds not paid by our merchants may adversely affect our business, financial condition, cash flows or results of operations.***

We are currently, and will continue to be, exposed to certain risks associated with chargebacks and refunds in connection with payment card fraud or relating to the products or services provided by our merchants. In the event that a billing dispute between a consumer and a merchant is not resolved in favor of the merchant, including in

situations in which the merchant is engaged in fraud, the transaction is typically “charged back” to the merchant and the purchase price is credited or otherwise refunded to the consumer. In certain circumstances where we are unable to collect chargeback or refunds from the merchant’s account, or if the merchant refuses to or is unable to reimburse us for a chargeback or refunds due to closure, bankruptcy, or other reasons, we may bear the loss for the amounts paid to the consumer. In FY 2019, FY 2020 and FY 2021, and in the three months ended June 30, 2020 and 2021, we incurred a loss of ₹37 million, ₹9 million, ₹25 million, ₹2 million and ₹29 million, respectively, on account of our inability to collect from the relevant merchants. The risk of chargebacks is typically greater with merchants that promise future delivery of products and services rather than delivering products or rendering services at the time of payment, and any customer disputes linked to rendering of such services from our merchants may adversely impact our ability to retain and attract our customers.

In addition, our exposure to these potential losses from chargebacks increases to the extent that we have provided working capital solutions to such merchants, as the full amount of the payment is provided up front rather than in installments. While most of our merchant agreements establish that the chargeback and refund liability risk is with the merchant, and would permit us to collect and retain reserves, we may not be able to collect and maintain reserves from our merchants to cover these potential losses, including in the case of customer and merchant disputes. If we are unable to maintain our losses from chargebacks at acceptable levels, the payment network providers could fine us, increase our transaction fees, or terminate our ability to process payment cards. Any increase in our transaction fees or liability for incorrect charges could damage our business, and if we were unable to accept payment cards, our business would be negatively affected. Any increase in chargebacks not paid by our merchants could have a material adverse effect on our business, financial condition, cash flows or results of operations.

#### ***24. Failure to maintain or improve our technology infrastructure could harm our business and prospects.***

It is critical to our success that all participants are able to access our platforms, at all times. Our systems, or those of third-parties upon which we rely, may experience service interruptions or degradation or other performance problems because of hardware and software defects or malfunctions, unexpected high volume of transactions, distributed denial-of-service and other cyberattacks, infrastructure changes, human error, earthquakes, hurricanes, floods, fires, natural disasters, power losses, disruptions in telecommunications services, unauthorized access, fraud, military or political conflicts, terrorist attacks, legal or regulatory takedowns, computer viruses, ransomware, malware, or other events. Our systems also may be subject to break-ins, sabotage, theft and intentional acts of vandalism, including by our own employees, all of which would impact our ability to provide secure and seamless access to our platforms, which would have an adverse impact on our operations and reputation.

The software underlying our platforms is complex and may contain undetected errors or vulnerabilities, some of which may only be discovered at a subsequent stage or may not get discovered at all. Our practice is to release frequent software updates. Any errors, vulnerabilities or infringements discovered in our code or from third-party software after release could result in negative publicity, a loss of consumer or loss of revenue, legal proceedings, and access or other performance issues. Such vulnerabilities could also be exploited by malicious actors and result in exposure of data of the participants on our platform, or otherwise result in a security breach or other security incident. Any failure to timely and effectively resolve any such errors, defects, or vulnerabilities could adversely affect our business, reputation, brand, financial condition, cash flows and results of operations. We have experienced and will likely continue to experience system failures and other events or conditions from time to time that interrupt the availability or reduce or affect the speed or functionality of our platform. These system failures generally occur either as a result of software updates being deployed with unexpected errors or as a result of temporary infrastructure failures related to storage, network, or computing capacity being exhausted. Further, in some instances, we may not be able to identify the cause or causes of these performance problems within an acceptable period of time.

Any failure to maintain and improve our technology infrastructure could result in unanticipated system disruptions, slower response times, impaired consumer experience, delays in reporting accurate operating and financial information and failures in risk management. The risks of these events occurring are even higher during certain periods of peak usage and activity, such as on or around various shopping festivals or other promotional events, when transaction volume is significantly higher on our payment network compared to other days of the year. In addition, much of the software and interfaces we use are internally developed and proprietary technology. If we experience problems with the functionality and effectiveness of our software, interfaces or platform, or are unable to maintain and continuously improve our technology infrastructure to handle our business needs, our

business, financial condition, cash flows, results of operations and prospects, as well as our reputation and brand, could be materially and adversely affected.

Furthermore, our technology infrastructure, products and services, including our service offerings, incorporate third-party-developed software, systems and technologies, as well as hardware purchased or commissioned from outside and overseas suppliers. As our technology infrastructure, products and services expand and become increasingly complex, we face increasingly serious risks to the performance and security of our technology infrastructure, products and services that may be caused by these third-party-developed components, including risks relating to incompatibilities among these components, service failures or delays or back-end procedures on hardware and software. We also need to continuously enhance our existing technology. Otherwise, we face the risk of our technology infrastructure becoming unstable and susceptible to security breaches. This instability or susceptibility could create serious challenges to the security and uninterrupted operation of our platforms, products and services, which would materially and adversely affect our business and reputation.

**25. *We rely on our financial institutions partners to provide our financial services and products, and any failure to maintain our relationships with them could have an adverse impact on our operations.***

We partner with financial institutions partners to provide financial services and products to consumers and merchants. Our financial institutions partners include commercial banks, mutual fund managers, insurance companies, securities firms and other licensed financial institutions. In FY 2019, FY 2020, FY 2021 and in the first quarter of FY 2022, our top five financial institution partners for such respective periods contributed 100.0%, 96.9%, 90.3% and 92.5 %, respectively, of our total revenue earned from all financial institution partners. Our success depends on our ability to maintain a mutually beneficial partnership with these financial institutions. Our financial institutions partners may determine to reach and acquire consumers directly instead of partnering with us; may renegotiate commercial terms of the fee arrangements we have with them; may become unwilling to offer products and services on our platforms; and may reduce or cease their cooperation with us and therefore expose us to greater partner concentration risk or ultimately lead to our inability to satisfy demand from consumers.

The agreements with our financial institutions partners are typically for a fixed period varying from three years to five years, with automatic renewal for a further period, unless terminated. Our financial institutions partners may terminate these agreements without any reason by typically giving a notice of 30 days or with immediate effect in case of any material breach of our obligations under these agreements and on the occurrence of certain other events. In relation to the agreements providing for borrower acquisition, we are required conduct and/or facilitate the KYC verification and risk assessment of potential borrowers and communicate the results to the lender. However, we may not be able to identify any potential red flags in our analysis which may later be identified by the lender, which may impact our credibility and ability to facilitate acquisition of creditworthy borrowers. Further, our marketing efforts may not generate the desired results and may fail to engage our consumers and lead to satisfactory acquisition rates as expected by our financial institutions partners. For instance, we have entered into collection agreements with various financial institution partners under which we provide collection services to such financial institution partners in respect of loans that are extended by them. Collection fees under these agreements are paid to our Company based on the collection targets, and non-achievement of such targets could have an impact on the service fees to be paid to us, which could in turn have a adverse impact on our financial condition, cash flows and results of operations.

**26. *We participate in markets that are competitive with continuously evolving technology and consumer needs, and if we do not compete effectively with established companies and new market entrants, our business, results of operations, cash flows and financial condition could be adversely affected.***

We believe the principal competitive factors in our market include industry expertise, platform and product features and functionality, ability to build new technology and keep pace with innovation, scalability, extensibility, product pricing, security and reliability, brand recall and recognition, agility, and speed to market. We compete in markets characterized by vigorous competition, changing technology, changing merchant and consumer needs, evolving industry standards, and frequent introductions of new products and services. We expect competition to increase in the future as established and emerging companies continue to enter the markets we serve or attempt to address the problems that our platforms address. Moreover, as we expand the scope of our platforms, we may face additional competition. Further, within our industry, there are low barriers to entry and the cost of switching between offerings is low. Customers may have a propensity to shift to the lowest-cost provider and could use more than one platform. We also compete with domestic and international companies and some of these companies have greater financial resources and substantially larger bases of consumers than we do, which may provide them with significant competitive advantages. These companies may devote greater resources to the

development, promotion, and sale of services, and they may offer lower prices or more effectively introduce their own innovative services that adversely impact our growth. Mergers and acquisitions by these companies may lead to even larger competitors with more resources. Further, as we and our competitors introduce new offerings and as existing offerings evolve, we expect to become subject to additional competition. We also expect new entrants to offer competitive products and services. Increased competition could result in, among other things, a reduction of the revenue we generate from the use of our platforms, the number of participants on our platform, the frequency of use of our platforms. Certain merchants have longstanding exclusive, or nearly exclusive, relationships with our competitors to accept payment cards and other services that we offer. These relationships may make it difficult or cost-prohibitive for us to conduct material amounts of business with them. On the other hand, our merchant agreements are non-exclusive, therefore allowing merchants to move to similar services offered by our competitors. Competing services tied to established brands may engender greater confidence in the safety and efficacy of their services. If we are unable to differentiate ourselves from and successfully compete with our competitors, our business will be materially and adversely affected.

We may also face pricing pressures from competitors. Some potential competitors are able to offer lower prices to merchants for similar products and services by cross-subsidizing their payments services through other services they offer. Such competition may result in the need for us to alter the pricing we offer to our merchants and could reduce our revenue. In addition, as we grow, merchants may demand more customized and favourable pricing from us, and competitive pressures may require us to agree to such pricing, further reducing our revenue. Our competitors are continuously investing to innovate, grow their businesses and enhance consumer reach and engagement, and can outcompete us in any of these areas. They may also be able to obtain certain licenses that we are unable to obtain, which may hinder our ability to offer certain services or access certain pools of liquidity that are the subject of such licenses. Increased investments made, lower prices or innovative services offered by our competitors, as well as the low barriers to entry prevailing in our industry, may require us to divert significant managerial, financial and human resources in order to remain competitive, and ultimately may reduce our market share and negatively impact the revenues growth, profitability and financial condition of our business.

***27. Our business depends on a strong and trusted brand, and any failure to maintain, protect, and enhance our brand would hurt our business.***

We have developed a strong and trusted brand that has contributed significantly to the success of our business. We enable participants in commercial and financial activities, including consumers, merchants and financial institutional partners to build and strengthen trust among each other. In the process, we have become a platform that is trusted by consumers, businesses and partners. Maintaining, protecting, enhancing and promoting the trust in us, our platforms and our brand is critical to expanding the base of consumers, merchants and financial institutional partners on our platforms, as well as increasing their engagement with our products and services. Any negative publicity about our industry or us, the quality and reliability of our products and services, our risk management processes, changes to services, our ability to effectively manage and resolve merchant and consumer complaints, our privacy and security practices, litigation, regulatory activity, and the experience of merchants and buyers with our products and services, could adversely affect our reputation and the confidence in and use of our products and services.

In the past, we have been involved in disputes, filed oppositions before relevant authorities, entered into a settlement agreement in relation to the use and/or registration of our trademarks in India and certain other jurisdictions and we cannot assure you that we will be able to use and/or register our trademarks in the future and will not be involved in any disputes or proceedings or settlements in this regard.

Many factors could undermine or damage the trust in us, our platforms or our brand, including, failure by us or our partners to satisfy expectations of service and quality; inadequate protection of sensitive information; compliance failures and claims; employee misconduct; and misconduct by our partners, service providers, or other counterparties. Under the agreements with our merchants, the merchant is responsible for quality, quantity, timely delivery and price of the services offered by it and is further responsible for related customer support and dispute resolution services. However, instances of unsatisfactory services provided by one or more merchants may damage the trust that our consumers have in our brand and our platforms. We may receive negative reviews from consumers and become subject to legal notice and/or action, which may adversely affect our reputation and the confidence in and use of our products and services. If we do not successfully maintain the trust in us, our business, financial condition, results of operations, cash flows and prospects would be materially and adversely affected.

***28. External factors may adversely affect our revenue from lending products and our success in relation to lending also depends on our ability to innovate new products.***

Through our platforms, our financial institution partners are able to extend availability of credit to consumers and merchants, including small businesses to meet their credit needs. Factors including, among others, the slowdown and structural reform of the Indian economy, adverse development in general economic conditions, an increase in unemployment rates among our consumers, health pandemics or epidemics, adverse weather conditions and natural disasters could result in the deterioration of credit profiles and creditworthiness of our consumers and merchants. Some consumers and merchants generally have no or limited credit history, fewer financial resources or borrowing capacity than large entities, and may be more vulnerable to economic downturns. In addition, small businesses frequently have negligible market shares and often need substantial additional capital to expand or compete and may experience substantial volatility in results of operations, any of which may impair a borrower's ability to service a loan. If general economic conditions negatively impact India or the specific markets in which we operate and consumers or small businesses are adversely affected by adverse business conditions, the credit balance enabled through our platforms may decrease due to lower demand by consumers and small businesses or some existing borrowers' inability to repay, thereby negatively impacting the collection fees we charge our partner financial institutions that are linked to such business volume. Moreover, an economic downturn could reduce our risk appetite and that of our financial institutions partners and. If any of the forgoing materialized, it would affect their collaboration with us, and as a result, adversely affect our business, financial condition, cash flows and results of operations.

Our success also depends on our ability to scale up the insurance distribution business which depends on our ability to leverage customer insights, co create products that identify and anticipate consumer and business needs, with partner insurers and deliver a seamless experience to our customer base. We operate a technology driven insurance distribution platform which incurs substantial upfront costs on building the technology assets which may have a longer gestation period to break even depending upon speed of scaling up. We leverage insights to identify merchant and consumer needs to be addressed by innovative insurance products. However, the complex nature of development and approval of insurance products may constrain our ability to co-design new products with the insurers that can sufficiently address the customer and merchant needs we have identified or are suitable for distribution on our platforms. In addition, changes in insurance regulations may complicate, delay or increase the costs of innovating, marketing and distribution of new insurance products on our platforms which could have an adverse impact on our financial condition, cash flows and results of operations. Online distribution of insurance products is an evolving business model that is sensitive to data protection and data privacy laws. Changes in the regulatory environment may curtail our ability of seamless distribution of the insurance products. Regulatory focus on market conduct, mis-selling, customer identification and prudential aspects may lead to a greater compliance risk and slower growth in volume may result in lower distribution income.

**29. *We depend on key management, as well as our experienced and capable employees, and any failure to attract, motivate, and retain our employees could harm our ability to maintain and grow our business.***

Our future success is significantly dependent upon the continued service of our executives and other key employees, including our Founder. If we lose the services of any member of management or any key personnel, we may not be able to locate a suitable or qualified replacement, which could severely disrupt our business and growth. During FY 2019, FY 2020 and FY 2021, and in the three months ended June 30, 2021 collectively, one Key Managerial Personnel has resigned from our Company. For details of change in Key Managerial Personnel of our Company in the last three years and in the three months ended June 30, 2021, please see "***Our Management – Changes in Key Managerial Personnel during the last three years***" on page 260 of this Prospectus. To maintain and grow our business, we will need to identify, hire, develop, motivate, and retain highly skilled employees. Identifying, recruiting, training, integrating, and retaining qualified individuals requires significant time, expense, and attention. We may need to invest significant amounts of cash and equity to attract and retain new employees and expend significant time and resources to identify, recruit, train, and integrate such employees, and we may never realize returns on these investments. If we are unable to effectively manage our hiring needs or successfully integrate and retain new hires, our efficiency, ability to meet forecasts, and employee morale, productivity, and engagement could suffer, which could adversely affect our business, financial condition, cash flows and results of operations. We face intense competition for highly skilled employees especially as part of our product & technology team. We had an average of 2,550 member engineering, product and technology team in FY 2021 and 2,471 members in our engineering, product and technology team as of June 30, 2021. The rate of attrition of our employees, excluding the KMPs, for Fiscal 2019, 2020 and 2021 is 37.8%, 43.8% and 55.6% respectively. However, the rate of attrition of employees other than KMPs for us, excluding the attrition rate for Paytm Services Private Limited, our Subsidiary, for Fiscals 2019, 2020 and 2021 is 37.8%, 35.2% and 34.9% respectively. Paytm Services Private Limited provides short-term manpower hiring and placement including provision of sales field executives, which traditionally have much higher attrition than rest of the organization. To attract and retain top talent, we have had to offer, and we believe we will need to continue to offer, competitive compensation and

benefits packages. Competition for talent in the Indian internet industry is intense, and we may need to offer more attractive compensations and other benefits packages to attract and retain them.

In addition, from time to time, there may be changes in our management team that may be disruptive to our business. If our management team, including any new hires that we make, fails to work together effectively and to execute our plans and strategies on a timely basis, our business could be harmed. If we are unable to effectively manage our hiring needs or successfully integrate and retain new hires, our efficiency, ability to meet forecasts, and employee morale, productivity, and engagement could suffer, which could adversely affect our business, financial condition, cash flows and results of operations.

**30. *We rely on our suppliers and partners for our hardware, software and cloud and any impediment in procuring these in a timely manner and at competitive costs, or at all, may have a material adverse effect on our business, operations, financial condition, and cash flows.***

Our ability to remain competitive and maintain revenues depends, in part, on our ability to source and maintain a stable and sufficient supply of hardware, software and cloud at desired prices. Many of our key hardware devices (including POS systems, scanners and Soundbox), key software services and cloud services come from our limited partners and suppliers located in India and overseas. In addition, there may be cases where we rely only on one manufacturer for a specific model of our POS systems or one partner for our cloud services.

Since we depend on external suppliers for all our hardware requirements and some of our software requirements, this subjects us to risks such as currency fluctuations, climatic and environmental conditions, production and transportation costs, changes in domestic as well as international government policies, regulatory or trade sanctions, or our manufacturers experiencing temporary or permanent disruptions in their manufacturing operations due to equipment breakdowns, labour strikes or shortages, natural disasters, component or material shortages, cost increases, insolvency, changes in legal or regulatory requirements, or other similar problems. Given all these possible risks, we could in the future experience product shortages or delays, and the availability of these products may be difficult to predict.

Additionally, we are also susceptible to various other potential supply-chain risks, such as strikes or shutdowns at delivery ports, loss of or damage to our products while they are in transit or storage, property theft, losses due to tampering, issues with quality or sourcing control, failure by our suppliers to comply with applicable laws, any intellectual property challenges, potential tariffs or other trade restrictions, security breach risks, or other similar problems could limit or delay the transit or supply of our products or harm our reputation. In the event of a shortage or supply interruption from manufacturers or suppliers of these components, we may not be able to develop alternate sources swiftly and cost-effectively, or at all.

**31. *The success and growth of our business depends upon our ability to innovate and develop new products and services. We are expanding and may in the future continue to expand into new industry verticals and geographic regions and our failure to mitigate specific regulatory, credit, and other risks associated with a new industry vertical or geographic region could have an adverse effect on our business.***

We are India's leading, digital ecosystem for consumers and merchants, according to RedSeer, currently offering payment services, commerce and cloud services and financial services. We operate in an industry experiencing rapid technological change and frequent service introductions. We may not be able to make technological improvements as quickly as demanded by our consumers and merchants, which could harm our ability to retain or attract consumers and merchants. In addition, we may not be able to effectively implement new technology-driven services as quickly as competitors or be successful in marketing these products and services to consumers and merchants. If we are unable to successfully and timely innovate and continue to deliver a superior merchant and consumer experience, the demand for our products and services may decrease and our growth, business, results of operations, financial condition, cash flows and prospects could be materially and adversely affected. Our failure to accurately predict the demand or growth of our new products and services also could have a material and adverse effect on our business, results of operations, financial condition, and prospects. For example, through our participation in Foster Payment Networks Limited ("FNPL"), a consortium entity along with other participant companies, we intend to explore new service offerings such as operating new payment systems in the retail space such as ATMs and Aadhaar based payments under the recently published Framework for Authorization of Pan-India Umbrella Entity for Retail Payments, 2020. Accordingly, FNPL has submitted an application in March, 2021 to the RBI for authorization to set up an umbrella entity offering such new services. While our Company is not directly a part of the consortium, we retain 49% effective economic interest each, in both Paytm Payments Bank and Paytm

Financial Services Limited, which are our associate entities. If Foster Payment Networks Private Limited is granted the NUE license by RBI, the Company will accordingly benefit from future value creation. FNPL may not be successful in obtaining such authorization, we may require a long gestation period to develop the required infrastructure and technology, there may not be sufficient acceptance or demand of the proposed services or our competitors may be successful in obtaining such authorization.

We are exploring and will continue to explore new business initiatives, including in industries, geographies and markets in which we have limited or no experience, as well as new business models that may be untested or even create new markets. For example, many of our financial products and services were launched in 2020 and as a result we have limited operating history for these products and services. We have limited financial data that can be used to evaluate our financial services business, and such data may not be indicative of future performance. These service offerings may present new and difficult technology, operational, and other challenges, and if we experience service disruptions, failures, or other issues, our business may be materially and adversely affected. Our newer activities may not recoup our investments in a timely manner or at all. If any of this were to occur, it could damage our reputation, and limit our growth, business and prospects.

We may not be able to successfully develop new products and services for these new industries, and our merchants and financial institutional partners may not want to be associated with us if we expand into certain verticals (whether as a result of actual or perceived increases in risk or reputational concerns or otherwise), which may result in the loss of such relationships. Developing new business initiatives and models or new markets requires significant investments of time and resources, and may present new and difficult technological, operational and compliance challenges. Additionally, industry participants, may not be receptive to our products and services in these new industries, which may cause them to eventually reduce their volume routed through us or even stop working with us. The merchant profile or regulatory cost of compliance in new verticals may not be as attractive as in our current verticals, which may lead to higher costs and/or lower GMV levels than we have historically experienced. If we expand into new verticals or geographic regions, we will need to understand and comply with various new requirements applicable in those verticals or regions. Industries change rapidly, and we may not be able to accurately forecast demand (or the lack thereof) for our solution or those industries may not grow. Failure to forecast demand or growth accurately in new industries, or eventual reputational damages from engaging in certain verticals, could have a material adverse impact on our business.

**32. *Our international operations involve risks that could increase our expenses, adversely affect our results of operations and require increased time and attention from our management.***

We have operations in a number of jurisdictions, including in Canada, Singapore, UAE, Malaysia, Tanzania, Uganda and Bangladesh, among others. We may be subject to risks inherently associated with international operations. Our global operations expose us to legal, tax and regulatory requirements and violations or unfavorable interpretation by the respective authorities of these regulations could harm our business. This might include difficulties in managing, growing, and staffing international operations, including in countries in which foreign personnel are, or may become, part of labor unions, personnel representative bodies or collective agreements, and challenges relating to work stoppages or slowdowns. Additional risks associated with international operations include difficulties in enforcing contractual rights, foreign currency risks, the burdens of complying with a wide variety of foreign laws and potentially adverse tax consequences, including permanent establishment and transfer pricing issues, tariffs, quotas and other barriers and potential difficulties in collecting accounts receivable. In addition, we may face competition in other countries from companies that may have more experience with operations in such countries or with international operations. Our international expansion plans may not be successful and we may not be able to compete effectively in other countries. These factors could impede the success of our international expansion plans and limit our ability to compete effectively in other countries.

**33. *We may not have sufficient insurance coverage to cover our business risks.***

We have obtained insurance to cover certain potential risks and liabilities, such as property damage, cyber security, commercial general liability for certain businesses we operate and personal accidents and group health covering our employees. We have also obtained insurance such as key man's insurance policy and directors' and officers' liability insurance policy to cover certain potential employee related risks. However, insurance companies in the India and other jurisdictions in which we operate may offer limited business insurance products. As a result, we may not be able to acquire any insurance for all types of risks we face in our operations in India and elsewhere, and our coverage may not be adequate to compensate for all losses that may occur, particularly with respect to loss of business or operations. Any business disruption, litigation, regulatory action, outbreak of epidemic disease, adverse weather conditions or natural disasters could also expose us to substantial costs and diversion of resources. As of June 30, 2021, of our total insurable assets on a consolidated basis amounting to ₹3,096 million, we had

insurance coverage for a value of ₹1,978 million, resulting in a 64% insurance coverage over our total insurable assets.

**34. *Acquisitions, strategic investments, entries into new businesses, and divestitures could disrupt our business, divert our management's attention, result in additional dilution to our shareholders, and harm our business.***

We may in the future seek to acquire or invest in businesses, apps, or technologies that we believe could complement or expand our products and services, enhance our technical capabilities, or otherwise offer growth opportunities. We may be unable to find suitable acquisition candidates and to complete acquisitions on favourable terms, if at all, in the future. If we do complete acquisitions, we may not ultimately strengthen our competitive position or achieve our goals and any acquisitions we complete could be viewed negatively by customers or investors. Moreover, an acquisition, investment or business relationship may result in unforeseen operating difficulties and expenditures, including disrupting our ongoing operations, diverting management from their primary responsibilities, subjecting us to additional liabilities, increasing our expenses and adversely impacting our business, results of operations, cash flows and financial condition. Moreover, we may be exposed to unknown liabilities and the anticipated benefits of any acquisition, investment or business relationship may not be realized, if, for example, we fail to successfully integrate such acquisitions, or the technologies associated with such acquisitions, into our company. We also may not achieve the anticipated benefits from the acquired businesses due to a number of factors, including difficulties resulting from the integration of technologies, IT systems, accounting systems, culture or personnel; diversion of management's attention; litigation; use of resources; or other disruption of our operations. Regulatory constraints, particularly competition regulations, may also affect the extent to which we can maximize the value of our acquisitions or investments. Acquisitions could also result in dilutive issuances of equity securities or the incurrence of debt. In addition, we may spend time and money on acquisitions or investments that do not increase our revenue. In the past, we have made certain investments and acquisitions for growth and diversification of our business and operations. We have invested ₹3,464 million in the past three fiscal years and the three months ended June 30, 2021 (goodwill recognised for such period being ₹1,009 million) and recorded ₹1,173 million as goodwill/ investment impairment corresponding to these investments and acquisitions. Further, during the previous three fiscal years and the three months ended June 30, 2021, we have realized an aggregate gain of ₹1,507 million on disposal of certain of our acquisitions and investments having a cost base of ₹514 million. If an acquired business fails to meet our expectations, our business may be materially and adversely affected.

**35. *We rely on mobile operating systems and application marketplaces to make the Paytm app available to participants that utilize our platforms, and if we do not effectively operate with or receive favourable placements within such application marketplaces and maintain high consumer reviews, our usage or brand recognition could decline and our business, financial results, cash flows and results of operations could be adversely affected.***

We depend, in large part, on search engines, social media platforms, digital app stores, content-based digital marketing and other online sources for traffic to our platforms. Our ability to maintain and increase the number of consumers directed to our platforms is not entirely within our control. Search engines, social media platforms and other online sources often revise their algorithms and introduce new advertising services based on data feedback. If one or more of the search engines or other online sources on which we rely for traffic to our platforms were to modify its general algorithm for how it displays our advertisements or keyword search results, resulting in fewer consumers clicking through to our platforms, our business or results of operations may suffer. In addition, if our online display advertisements are no longer able to reach certain consumers due to consumers' use of ad-blocking software, our business or results of operations could suffer. In the past, we have been subject to warnings and actions, and it may happen again in the future which could have a material adverse impact on our operations and reputation.

As new mobile devices and mobile platforms are released, there is no guarantee that certain mobile devices will continue to support our platforms or effectively roll out updates to our applications. Additionally, in order to deliver high-quality applications, we need to ensure that our platforms are designed to work effectively with a range of mobile technologies, systems, networks, and standards. We may not be successful in developing or maintaining relationships with key participants in the mobile industry that enhance consumers' experience. If participants that utilize our platforms encounter any difficulty accessing or using our applications on their mobile devices or if we are unable to adapt to changes in popular mobile operating systems, we expect that our consumer growth and engagement to be adversely affected.



**36. *Unfavourable media coverage could harm our brand, business, financial condition, cash flows and results of operations.***

Unfavorable publicity could adversely affect our reputation. Such negative publicity could also harm the size of our network and the engagement and loyalty of merchants, consumers and other participants that utilize our platform, which could adversely affect our business, cash flows, financial condition, and results of operations.

As our platforms continues to scale and public awareness of our brand increases, any future issues that draw media coverage could have an amplified negative effect on our reputation and brand. In addition, negative publicity related to key brands we have partnered or by any influencers may damage our reputation, even if the publicity is not directly related to us. Any negative publicity that we may receive could diminish confidence in, and the use of, our platforms and may result in increased regulation and legislative scrutiny of industry practices as well as increased litigation, which may further increase our costs of doing business and adversely affect our brand. As a result, any impairment or damage to our brand, including as a result of these or other factors, could adversely affect our business, reputation, cash flows, results of operations and financial condition. Many social media platforms publish their subscriber's or participant's content, often without filters on accuracy. The dissemination of inaccurate information regarding our business, brand and services online could harm our business, reputation, prospects, financial condition and operating results, regardless of the information's accuracy. The damage may be immediate without affording us an opportunity for redress or correction.

**37. *Any privacy or data security breach, cyber-attacks or internal misconducts could damage our reputation and brand and substantially harm our business and any actual or perceived failure by us to comply with laws or regulations relating to privacy or the protection or transfer of data relating to individuals or any other contractual obligations relating to privacy or the protection or transfer of data relating to individuals, could adversely affect our business.***

As a technology-based platform, our business generates and processes a large quantity of personal, transaction, billing, behavioral and demographic data. We face risks inherent in handling and protecting large volumes of data, including protecting the data hosted in our system, detecting and prohibiting unauthorized data share and transfer, preventing attacks on our system by outside parties or fraudulent behavior or improper use by our employees, and maintaining and updating our database. Any system failure, security breach or third-party attacks or attempts to illegally obtain the data that result in any actual or perceived release of consumer data could damage our reputation and brand, deter current and potential consumers from using our products and services, damage our business, and expose us to potential legal liability.

The techniques used to obtain unauthorized, improper, or illegal access to our systems, our or our consumers' data, or to disable or degrade service or sabotage systems, are constantly evolving, may be difficult to detect quickly, and often are not recognized until after they have been launched against a target. We may be unable to anticipate these techniques, react in a timely manner, or implement adequate preventative or remedial measures. Unauthorized parties may attempt to gain access to our systems or facilities through various means, including, among others, hacking into our or our partners' or consumers' systems or facilities, or attempting to fraudulently induce our employees, partners, consumers or others into disclosing usernames, passwords, or other sensitive information, which may in turn be used to access our information technology systems and gain access to our or our consumers' data or other confidential, proprietary, or sensitive information. We are mandated under law to undertake audit of reasonable security practices and procedures for handling of sensitive personal data or information, and in the past the internal auditors have highlighted certain risks, inter alia, pertaining to encryption of customers personal information and retention period of personal information. Our Company has addressed and continues to address such risks based on recommendations in such internal audit reports. There is no assurance that in future similar or other risks will not be highlighted in internal audit reports and may lead to incurring of costs for addressing such risks, diversion of management's attention and regulatory actions.

We are also required to comply with several standards including the Payment Card Industry Data Security Standards and Payment Application Data Security Standards, as applicable to the transactions undertaken on our platforms. Our failure, or the failure by our third party providers or merchant partners on our platforms, to comply with applicable laws or regulations or standards or any other contractual obligations relating to privacy, data protection, or information security, may cause a leak of consumers' data, adversely affect our reputation and lead to termination of our agreements with the affected merchants. Under our agreements with our merchants, our merchants and we are required to ensure proper encryption and security measures at our respective websites, mobile applications and billing systems to prevent any hacking into information pertaining to transactions. We are also required to protect and keep confidential all information related to the debit cards, net banking facilities

or other payment data of consumers who are carrying out transactions with such merchants through our platforms. We cannot assure you that our merchants or we will be able to prevent all attempts of hacking and/or unauthorized disclosures of customer data. Any compromise of security or cyber-attack that results in unauthorized access to, or use or release of personally identifiable information or other data relating to consumers, or other individuals, or the perception that any of the foregoing types of failure or compromise has occurred, could damage our reputation, discourage new and existing consumers from using our platform, or result in fines, investigations, or proceedings by governmental agencies and private claims and litigation, any of which could adversely affect our business, financial condition, cash flows and results of operations. Even if not subject to legal challenges, the perception of privacy concerns, whether or not valid, may harm our reputation and brand and adversely affect our business, its financial condition, and results of operations.

**38. We are exposed to many types of operational risk, including the risk of misconduct and errors by our employees and other service providers.**

We are exposed to many types of operational risk, including the risk of misconduct, oversight and errors by our employees and other service providers. Our business depends on our employees and service providers to process a large number of increasingly complex transactions, including transactions that involve significant dollar amounts and loan transactions that involve the use and disclosure of personal and business information. We could be adversely affected if transactions were redirected, misappropriated, or otherwise improperly executed, personal and business information was disclosed to unintended recipients, or an operational breakdown or failure in the processing of other transactions occurred, whether as a result of human error, a purposeful sabotage or a fraudulent manipulation of our operations or systems. In January 2019, there was a technical glitch on the system of Augmont Gold Private Limited (“**Augmont**”), an entity which had entered into an agreement with our Company for offering sale, delivery and repurchase of gold electronically on the Paytm platform. Due to the technical glitch, Augmont’s customers were able to place repeated sale orders without actual deduction of gold from their respective accounts maintained by Augmont and our Company had to pay sum of approximately ₹57.77 million to the aforesaid customers. Accordingly, our Company issued a demand notice requiring Augmont to pay ₹57.77 million which was refused and subsequently we terminated the said agreement on February 21, 2019. Our Company has initiated an arbitration proceeding against Augmont for recovering the said amount. The arbitration proceeding and related counter-claims filed by Augmont in this regard are currently pending. For further details, see “**Outstanding Litigation and Material Developments - Litigation involving our Company-Criminal Proceedings**” on page 447. In addition, the manner in which we store and use certain personal information and interact with consumers and merchants through our platforms is governed by various laws. If any of our employees or service providers take, convert, or misuse funds, documents, or data, or fail to follow protocol when interacting with consumers and merchants, we could be liable for damages and subject to regulatory actions and penalties. We could also be subject to civil or criminal liability. It is not always possible to identify and deter misconduct or errors by employees or service providers, and the precautions we take to detect and prevent these activities may not be effective in controlling unknown or unmanaged risks or losses. Our resources, technologies and fraud prevention tools may be insufficient to accurately detect and prevent fraud. Any of these occurrences could diminish our ability to operate our business, increase our potential liabilities to consumers and merchants, and may lead to an inability to attract future consumers and merchants, cause reputational damage, attract regulatory intervention, and cause financial harm, any or all of which could negatively impact our business, results of operations, cash flows, financial condition, and prospects.

There is also a risk of fraudulent activity associated with our platforms, financial institution partners, consumers, merchants, and third-parties handling consumer information. For instance, a writ petition had been preferred by our Company before the High Court of Delhi (“**High Court**”) against, among others, the Union of India, Telecom Regulatory Authority of India (“**TRAI**”) and certain telecom service providers, praying for, *inter alia*, the High Court to direct TRAI to ensure strict compliance by telecom service providers with the Telecom Commercial Communications Customer Preferences Regulations, 2018, and to direct the telecom service providers to take effective actions under applicable law, such as blocking of phone numbers sending unsolicited commercial communication including through phone calls, to the our customers. The High Court, through order dated February 3, 2021, among other things, directed TRAI to ensure compliance and strict implementation of the provisions of the Telecom Commercial Communications Customer Preference Regulations, 2018 and other related regulations issued from time to time for the purpose of curbing unsolicited commercial communication sent over the respective networks of the telecom service providers. Further, recently our Subsidiary, Paytm Insurance Broking discovered a few fraudulent transactions being carried out on the Paytm Insurance Broking application hosted on our platform in relation to the purchase of two wheeler insurance policies. Paytm Insurance Broking has implemented suitable control measures and is in the process of taking necessary action against the perpetrators.

**39. *We may be unable to sufficiently obtain, maintain, protect, or enforce our intellectual property and other proprietary rights.***

Intellectual property and other proprietary rights are important to the success of our business. Our ability to compete effectively is dependent in part upon our ability to obtain, maintain, protect, and enforce our intellectual property and other proprietary rights, including our proprietary technology, and to obtain licenses to use the intellectual property and proprietary rights of others. We rely on a combination of trademarks, domain names, and agreements with employees and third parties to protect our intellectual property and other proprietary rights. Nonetheless, the steps we take to obtain, maintain, protect, and enforce our intellectual property and other proprietary rights may be inadequate. Despite our efforts to protect these rights, unauthorized third parties, including our competitors, may duplicate, mimic, reverse engineer, access, obtain, or use the proprietary aspects of our technology, processes or services without our permission. Our competitors and other third parties may also design around or independently develop similar technology or otherwise duplicate or mimic our products and services such that we would not be able to successfully assert our intellectual property or other proprietary rights against them. We cannot assure that any future patent, trademark, or service mark registrations will be issued for our pending or future applications or that any of our current or future patents, copyrights, trademarks, or service marks (whether registered or unregistered) will be valid, enforceable, sufficiently broad in scope, provide adequate protection of our intellectual property or other proprietary rights, or provide us with any competitive advantage.

We may be unable to prevent competitors or other third parties from acquiring or using trademarks, service marks, or other intellectual property or other proprietary rights that are similar to, infringe upon, misappropriate, dilute, or otherwise violate or diminish the value of our trademarks and service marks and our other intellectual property and proprietary rights. In the past, we had filed a domain name complaint in March 2017 before the National Arbitration Forum under the Internet Corporation for Assigned Names and Numbers against an individual who had registered the domain paytmkart.com with Godaddy.com, LLC in August 2015. The arbitration panel, in its order dated May 2017, ordered for the domain name to be transferred to us, and such domain name is currently registered with the Company until August 2024. We have also, in the past, filed a civil suit against an entity for unauthorized use of our Paytm trademark and logo on their website and portal. Such other party submitted that they had ceased to continue with such use over the course of such proceedings and we eventually withdrew the suit in August 2017. The value of our intellectual property and other proprietary rights could diminish if others assert rights in or ownership of our intellectual property or other proprietary rights, or in trademarks or service marks that are similar to our trademarks or service marks. In addition, we cannot guarantee that we have entered into agreements containing obligations of confidentiality with each party that has or may have had access to proprietary information, know-how, or trade secrets owned or held by us. Moreover, our contractual arrangements may be breached or may otherwise not effectively prevent disclosure of, or control access to, our confidential or otherwise proprietary information or provide an adequate remedy in the event of an unauthorized disclosure. The measures we have put in place may not prevent misappropriation, infringement, or other violation of our intellectual property or other proprietary rights or information and any resulting loss of competitive advantage, and we may be required to litigate to protect our intellectual property or other proprietary rights or information from misappropriation, infringement, or other violation by others, which may be expensive, could cause a diversion of resources, and may not be successful, even when our rights have been infringed, misappropriated, or otherwise violated.

As the number of services in the software industry increases and the functionalities of these services further overlap, and as we acquire technology through acquisitions or licenses, we may become increasingly subject to infringement claims, including patent, copyright, and trademark infringement claims. We may be accused of infringing intellectual property or other proprietary rights of third parties, including serial trademark and patent individual squatters, including their copyrights, trademarks, or patents, or improperly using or disclosing their trade secrets, or otherwise infringing or violating their proprietary rights. For example, our application to register the trademark "PAYTM" in the United States was refused by the U.S. Patent and Trademark Office on the basis of an earlier application filed by an individual. We have filed an application to cancel the trademark filed by this individual which remains pending. Similarly, another individual has alleged that our Paytm Miniapp technology infringes that individual's patent(s). We have responded to the patent's complaints. The costs of supporting any litigations, complaints or disputes related to such claims can be considerable, and we cannot assure you that we will achieve a favorable outcome of any such claim. If any such claim is valid, we may be compelled to cease our use of such intellectual property or other proprietary rights and pay damages, potentially adversely affecting our business. In the past, while we have entered into a settlement agreement pursuant to the terms of which we have agreed to not use the two tone blue "PAYTM" trademark in Canada, there is no assurance that such issues will not arise in the future or that we will be able to successfully settle any disputes. Even if such claims were not

valid, defending them could be expensive and distract our management team, adversely affecting our results of operations.

Furthermore, the legal standards relating to the validity, enforceability, and scope of protection of intellectual property and other proprietary rights are still evolving. Our intellectual property and other proprietary rights may not be sufficient to provide us with a competitive advantage and the value of our intellectual property and other proprietary rights could also diminish if others assert rights therein or ownership thereof, and we may be unable to successfully resolve any such conflicts in our favor or to our satisfaction.

**40. *Our Directors and Key Managerial Personnel have interests in our Company in addition to their remuneration and reimbursement of expenses.***

Our Directors and Key Managerial Personnel are interested in our Company to the extent of their respective shareholding in our Company as well as to the extent of any employee stock options, dividends, bonus or other distributions on such Equity Shares. Certain of our Directors are also nominees of some of our shareholders, and we have had related party transactions with such shareholders. For example, Mr. Douglas Feagin is a nominee director of Antfin (Netherlands) Holding B.V. (an affiliate of Alipay Singapore E-Commerce Private Limited, an entity with which we have had related party transactions) and Mr. Ravi Chandra Adusumalli is a nominee director of SAIF Partners India IV Limited. Accordingly, these Directors may also be interested to the extent of such transactions. For details, see “*Capital Structure – Shareholding Pattern of our Company*” on page 119. Mr. Vijay Shekhar Sharma is interested in our Company to the extent of his shareholding and the rights held by him to nominate Directors on the Board of our Company, pursuant to the SHA, and by the virtue of being a director on the board of and a shareholder of our Subsidiaries. Further, our nominee-Directors, Mr. Douglas Feagin, Mr. Munish Varma and Mr. Ravi Chandra Adusumalli, may be interested in our Company to the extent of shareholding and nomination rights held by the Shareholders who have nominated them on our Board pursuant to the SHA. For details, please see “*History and Certain Corporate Matters – Shareholders’ Agreements*” beginning on page 222. For details on the interests of our Directors and Key Managerial Personnel, other than reimbursement of expenses incurred or normal remuneration or benefits, see “*Our Management – Interests of Directors*”, “*Our Management – Interests of Key Managerial Personnel*” and “*Restated Financial Statements – Annexure V – Note 26 – Related Party Transactions*” on pages 250, 260 and 350, respectively.

**41. *Some aspects of our platforms include open source software, and our use of open source software could negatively affect our business, results of operations, cash flows, financial condition, and prospects.***

Aspects of our platforms include software covered by open source licenses. The terms of open source licenses are open to interpretation, and there is a risk that such licenses could be construed in a manner that imposes unanticipated conditions or restrictions on our platform. In such an event, we could be required to re-engineer all or a portion of our technologies, seek licenses from third parties in order to continue offering our products and services, discontinue the use of our platforms in the event re-engineering cannot be accomplished, or otherwise be limited in the licensing of our technologies, each of which could reduce or eliminate the value of our technologies, products and services. If portions of our proprietary software are determined to be subject to an open source license, we could also be required to, under certain circumstances, publicly release or license, at no cost, our products and services that incorporate the open source software or the affected portions of our source code, which could allow our competitors or other third parties to create similar services with lower development effort, time, and costs, and could ultimately result in a loss of transaction volume for us. We cannot ensure that we have not incorporated open source software in our software in a manner that is inconsistent with the terms of the applicable license or our current policies, and we may inadvertently use open source in a manner that we do not intend or that could expose us to claims for breach of contract or intellectual property infringement, misappropriation, or other violation. If we fail to comply, or are alleged to have failed to comply, with the terms and conditions of our open source licenses, we could be required to incur significant legal expenses defending such allegations, be subject to significant damages, be enjoined from the sale of our products and services, and be required to comply with onerous conditions or restrictions on our products and services, any of which could be materially disruptive to our business.

In addition to risks related to license requirements, usage of open source software can lead to risks because open source licensors generally do not provide warranties or other contractual protections regarding infringement, misappropriation, or other violations, the quality of code, or the origin of the software. Many of the risks associated with the use of open source software cannot be eliminated and could adversely affect our business, results of operations, financial condition, and prospects. For instance, open source software is often developed by different groups of programmers outside of our control that collaborate with each other on projects. As a result, open source

software may have security vulnerabilities, defects, or errors of which we are not aware. Even if we become aware of any security vulnerabilities, defects, or errors, it may take a significant amount of time for either us or the programmers who developed the open source software to address such vulnerabilities, defects, or errors, which could negatively impact our services, including but not limited to, by adversely affecting the market's perception of our products and services, impairing the functionality of our products and services, delaying the launch of new products and services, or resulting in the failure of our products and services, any of which could result in liability to us or our service providers. Further, our adoption of certain policies with respect to the use of open source software may affect our ability to hire and retain employees, including engineers.

**42. *We rely on telecommunications and information technology systems, networks and infrastructure to operate our business and any interruption or breakdown in such systems, networks or infrastructure or our technical systems could impair our ability to effectively operate our platforms or provide our products and services.***

Our business could be impacted by the failure of telecommunications network operators to provide us with the requisite bandwidth which could also interfere with the speed and availability of our platform, as well as by breakdowns at the level of our internet service providers. Additionally, systems, app components and software that are developed internally may contain undetected errors, defects or bugs, which we may not be able to detect and repair in time, in a cost-effective manner or at all. In such circumstances, we may be liable for all or some costs and damages, as we would not be entitled to any indemnification or warranty that may have been available if we had obtained such systems or software from third-party providers. Disruptions or instabilities in telecommunications networks, our platforms, servers and databases as well as the functioning of internet service providers could lead to dissatisfaction and damage our reputation.

In addition, to perform reliably, the fixed telecommunications networks and internet infrastructure of internet service providers in India, and in any other locations that we may operate in, require maintenance and periodic upgrading of the appropriate networks and infrastructure which are beyond our control. We cannot assure you that our back-up and disaster recovery measures and business continuity planning would effectively eliminate or alleviate the risks arising from the above contingencies. Our success will depend upon third parties maintaining and improving internet infrastructure to provide a reliable network with adequate speed and data capacity and telecommunication networks with good quality of services and lower congestion. For example, there was a temporary disruption and outage at a global internet infrastructure and content delivery network in late July 2021 which briefly impacted our Company's website/ app as well as various other online platforms globally, due to which some of our services were temporarily impacted for a few hours overnight.

**43. *Internet search engines drive traffic to our platforms and our consumer growth could decline and our business, cash flows, financial condition, cash flows and results of operations would be adversely affected if we fail to appear prominently in search results.***

Our success depends in part on our ability to attract consumers through unpaid internet search results on search engines. The number of consumers we attract to our platforms from search engines is due in large part to how and where our website ranks in unpaid search results. These rankings can be affected by a number of factors, many of which are not under our direct control and may change frequently. For example, a search engine may change its ranking algorithms, methodologies, or design layouts. As a result, links to our website may not be prominent enough to drive traffic to our website, and we may not be in a position to influence the results. Search engines may also adopt a more aggressive auction-pricing system for keywords that would cause us to incur higher advertising costs or reduce our market visibility to prospective consumers. Our website has experienced fluctuations in search result rankings in the past, and we anticipate similar fluctuations in the future. Any reduction in the number of consumers directed to our platforms could adversely affect our business, cash flows, financial condition, cash flows and results of operations.

**44. *Any failure by us or our merchants and financial institutional partners who work with us to comply with applicable anti-money laundering, counter-terrorist financing and economic sanction laws and regulations could lead to penalties and may damage our reputation.***

We and our partners who work with us are required to comply with certain anti-money laundering requirements in India and other regulators in the jurisdictions where we and our partners operate. These requirements include the establishment of a client identification program, the monitoring and reporting of suspicious transactions, the preservation of client information and transaction records, and the provision of assistance in investigations and proceedings in relation to money laundering matters. We and our financial institutions partners are also subject to

various counter-terrorist financing and economic sanction laws and regulations that prohibit, among other things, any involvement in transferring the proceeds of criminal activities and any activities involving restricted countries, organizations, entities and persons that have been identified as unlawful actors or that are subject to US sanctions imposed by the U.S. Department of the Treasury of Foreign Assets Control (“OFAC”), or other international economic sanctions that prohibit us and our partners from engaging in trade or financial transactions with certain countries, businesses, organizations and individuals. These laws and regulations require us and our partners to establish sound internal control policies and procedures with respect to anti-money laundering, counter-terrorist financing and economic sanction monitoring and reporting obligations.

In February 2021, in response to the coup in Burma, President Biden issued Executive Order 14014, authorizing the imposition of targeted sanctions against individuals and entities in Burma (Myanmar). Pursuant to the order, OFAC has added to its list of Specially Designated Nationals (“SDN List”) a number of individuals involved in or supporting the coup as well as several Burmese state-owned enterprises. In addition, the U.S. Department of Commerce Bureau of Industry and Security (“BIS”) has added a number of government agencies and other entities supporting the Burmese armed forces to its Entity List. Most items subject to the Export Administration Regulations (“EAR”) now require a license to export or re-export to such parties, which will be subject to a presumption of denial. Although we do not conduct any business, directly or indirectly, with any persons on the SDN List or Entity List, if additional sanctions are imposed, it is possible that they could have an adverse impact on our operations in Burma. Moreover, even in cases where our Burma-related business would not violate U.S. law, potential investors could view such engagements negatively, which could adversely affect our reputation and commercial prospects.

The policies and procedures we and our partners have adopted may not be effectively implemented in protecting our services from being exploited for money laundering, terrorist financing and other illegal purposes. If we fail to comply with anti-money laundering, anti-terrorist and economic sanction laws and regulations, we will be subject to fines, enforcement actions, regulatory sanctions, additional compliance requirements, increased regulatory scrutiny of our business, or other penalties levied by regulators, and damages to our reputation, all of which may adversely affect our business operations, and results of operations. In particular, if we were publicly named as a sanctioned entity by relevant regulatory authorities or become subject to investigation, our business may be significantly interrupted and our reputation might be severely damaged. Similarly, if our partners fail to comply with applicable laws and regulations, it could disrupt our services and could result in potential liability for us and damage our reputation. We and our partners have been and will continue to be required to make changes to our and their respective compliance programs in response to any new or revised laws and regulations on anti-money laundering, counter-terrorist financing and economic sanctions, which could make compliance more costly and operationally difficult to manage.

**45. *After the completion of the Offer, our top five Shareholders will continue to collectively hold substantial shareholding in our Company.***

Following the completion of the Offer, our top five Shareholders will continue to hold substantial portions of our post-Offer Equity Share capital. For details of their shareholding, see “*Capital Structure*” on page 102. This concentration of ownership may delay, defer or even prevent a change in control of our Company and may make some transactions more difficult without the support of these shareholders. Further, upon listing of the Equity Shares on recognized stock exchanges, pursuant to the Articles of Association, certain of our shareholders, as specified in the Articles of Association, and our founder shall have a right to nominate one nominee Director each on our Board. This right is subject to thresholds in relation to a prescribed number of Equity Shares on a fully diluted basis or a prescribed percentage of our Equity Share capital on a fully diluted basis required to be held by these shareholders and/or founder and such other conditions as have been specified in the SHA and the Articles of Association. For details, see “*History and Certain Corporate Matters – Shareholders’ Agreements*” on page 222. Such nomination right shall be subject to ratification by the shareholders of the Company by way of a special resolution post the listing of the Equity Shares on recognized stock exchanges. Additionally, certain shareholders of our Company have agreed to an arrangement, as specified in the Articles of Association, wherein they will not sell their equity shareholding in our Company to certain competitors subject to the exceptions specified therein for a period of five years from the adoption of the Articles of Association. The interests of our significant shareholders could conflict with our interests or the interests of our other shareholders. Any such conflict may adversely affect our ability to execute our business strategy or to operate our business.

**46. *An inability to comply with repayment and other covenants in the financing agreements could adversely affect our business, financial condition, cash flows and credit rating***

We have entered into agreements in relation to financing arrangements with certain banks for working capital facilities and bank guarantees. As of June 30, 2021, we had total current borrowings of ₹4,760 million. The agreements with respect to our borrowings contain restrictive covenants, including, but not limited to, requirements that we obtain consent from the lenders prior to undertaking certain matters including, among others, effecting a merger, amalgamation or scheme of arrangement, change in capital structure of our Company subject to the threshold prescribed for the shareholding of certain shareholders of our Company and entering into forward contracts, swaps, options, or other liability management contracts in respect of short term facilities. For details, see “*Financial Indebtedness*” beginning on page 414.

Further, under the terms of our borrowings, we are required to create a charge by way of hypothecation on the entire current assets of our Company, together with cash in hand, bank accounts and receivables. As these assets are hypothecated in favor of lenders, our rights in respect of transferring or disposing of these assets are restricted. There can be no assurance that we will be able to comply with the financial or other covenants prescribed under the documentation for our financing arrangements or that we will be able to obtain consents necessary to take the actions that may be required to operate and grow our business. Further, if we fail to service our debt obligations, the lenders have the right to enforce the security created in respect of our secured borrowings. If the lenders choose to enforce security and dispose our assets to recover the amounts due from us, our business, financial condition and results of operations may be adversely affected.

Any failure to comply with the conditions and covenants in our financing agreements or the creation of additional encumbrances that is not waived by our lenders or guarantors or otherwise cured or occurrence of a material adverse event could lead to an event of default and consequent termination of our credit facilities could adversely affect our financial condition, cash flows and credit rating.

***47. We may not be able to obtain financing on favourable terms or at all.***

We may require additional cash resources due to future growth and development of our business, including any investments or acquisitions we may decide to pursue. If our cash resources are insufficient to satisfy our cash requirements, we may seek to issue additional equity or debt securities or obtain new or expanded credit facilities.

Our ability to obtain external financing in the future is subject to a variety of uncertainties. Indian companies may be required to complete filings with the applicable regulatory authorities before the launch of any onshore or offshore debt issuance. These filing and approval procedures will take time, which may result in our missing the best market windows for debt or equity issuances in the future. In addition, incurring indebtedness would subject us to increased debt service obligations and could result in operating and financial covenants that would restrict our operations. Our ability to access international capital and lending markets may be restricted at a time when we would like, or need, to do so, especially during times of increased volatility and reduced liquidity in global financial markets and stock markets, including due to policy changes and regulatory restrictions, which could limit our ability to raise funds. There can be no assurance that financing will be available in a timely manner or in amounts or on terms acceptable to us, or at all. Any failure to raise needed funds on terms favourable to us, or at all, may impact our liquidity as well as have a material adverse effect on our business, cash flows, financial condition and results of operations.

***48. Certain sections of this Prospectus contain information from RedSeer which has been commissioned and paid for by us and any reliance on such information for making an investment decision in the Offer is subject to inherent risks.***

Pursuant to being engaged by us, RedSeer, prepared a report on our industry, “Digital Payments”, “Insurtech”, “Wealthtech” and “Digital Lending” (together “**RedSeer Report**”). Certain sections of this Prospectus include information based on, or derived from, the RedSeer Report or extracts of the RedSeer Report. We commissioned and paid for this report for the purpose of confirming our understanding of the industry in connection with the Offer. All such information in this Prospectus indicates the RedSeer Report as its source. Accordingly, any information in this Prospectus derived from, or based on, the RedSeer Report should be read taking into consideration the foregoing.

Industry sources and publications are also prepared based on information as of specific dates and may no longer be current or reflect current trends. Industry sources and publications may also base their information on estimates, projections, forecasts and assumptions that may prove to be incorrect. Industry sources do not guarantee the accuracy, adequacy or completeness of the data. Further, the RedSeer Report is not a recommendation to invest /

disinvest in any company covered in the RedSeer Report. Accordingly, prospective investors should not place undue reliance on, or base their investment decision solely on this information.

In view of the foregoing, you may not be able to seek legal recourse for any losses resulting from undertaking any investment in the Offer pursuant to reliance on the information in this Prospectus based on, or derived from, the RedSeer Report. You should consult your own advisors and undertake an independent assessment of information in this Prospectus based on, or derived from, the RedSeer Report before making any investment decision regarding the Offer. See “*Industry Overview*” on page 143. For the disclaimers associated with the RedSeer Report, see “*Certain Conventions, Presentation of Financial, Industry and Market Data and Currency of Presentation – Industry and Market Data*” on page 20.

**49. *We track certain operational metrics with internal systems and tools. Certain of our operational metrics are subject to inherent challenges in measurement which may adversely affect our business and reputation.***

We track certain operational metrics, including order counts and key business and non-GAAP metrics such as GMV, MTU, Adjusted EBITDA, Adjusted EBITDA margin, and contribution profit and margin, among others, with internal systems and tools and which may differ from estimates or similar metrics published by third parties due to differences in sources, methodologies, or the assumptions on which we rely. Our internal systems and tools have a number of limitations, and our methodologies for tracking these metrics may change over time, which could result in unexpected changes to our metrics, including the metrics we publicly disclose. If the internal systems and tools we use to track these metrics undercount or over count performance or contain algorithmic or other technical errors, the data we report may not be accurate. While these numbers are based on what we believe to be reasonable estimates of our metrics for the applicable period of measurement, there are inherent challenges in measuring how our platforms are used across large populations. For example, the accuracy of our operating metrics could be impacted by fraudulent consumers of our platform, and further, we believe that there are consumers who have multiple accounts, even though this is prohibited in our Terms of Service and we implement measures to detect and prevent this behavior. Consumer usage of multiple accounts may cause us to overstate the number of consumers on our platform. In addition, limitations or errors with respect to how we measure data or with respect to the data that we measure may affect our understanding of certain details of our business, which could affect our long-term strategies. If our operating metrics are not accurate representations of our business, if investors do not perceive our operating metrics to be accurate, or if we discover material inaccuracies with respect to these figures, we expect that our business, reputation, financial condition, cash flows and results of operations would be adversely affected. See “*Management’s Discussion and Analysis of our Results of Operations*” on page 417 for more details.

**50. *We may be unable to renew our existing leases or secure new leases for our existing offices.***

Our registered office, our corporate office and our other offices across the country are located on leased properties. Typically, the term of our leases ranges from three years to nine years and while we renew these lease agreements and deeds periodically in the ordinary course of business, in the event that these existing leases are terminated or they are not renewed on commercially acceptable terms, we may suffer a disruption in our operations. If alternative premises are not available at the same or similar costs, sizes or locations, our business, financial condition, cash flows and results of operations may be adversely affected. Further, any regulatory non-compliance by the landlords or adverse development relating to the landlords’ title or ownership rights to such properties, including as a result of any non-compliance by the landlords, may entail disruptions to our operations, especially if we are forced to vacate leased spaces following any such developments, and expose us to reputational risks. In addition, lease agreements are required to be duly registered and adequately stamped under Indian law and if any of our lease agreements or other agreements entered into by us, are not duly registered and adequately stamped, we may face challenges in enforcing them and they may be inadmissible as evidence in a court in India along with the requisite stamp duty prescribed under applicable Indian law being paid.

**51. *Our online marketing services/listings or reviews may constitute internet advertisement, which subjects us to laws, rules and regulations applicable to advertising.***

Indian and international advertising laws, rules and regulations require advertisers, advertising operators and advertising distributors to ensure that the content of the advertisements they prepare or distribute is fair and accurate and is in full compliance with applicable law. Violation of these laws, rules or regulations may result in penalties, including fines, confiscation of advertising costs, orders to cease dissemination of the advertisements and orders to publish corrective information. Complying with these requirements and any penalties or fines for



any failure to comply may significantly reduce the attractiveness of our platforms and increase our costs and could have a material adverse effect on our business, financial condition, cash flows and results of operations.

In addition, for advertising content related to specific types of services, advertisers, advertising operators and advertising distributors must confirm that the advertisers have obtained the requisite government approvals, including the advertiser's operating qualifications, proof of quality inspection of the advertised services, and, with respect to certain industries, government approval of the content of the advertisement and filing with the local authorities. Pursuant to the internet laws in India, we are required to take steps to moderate the content displayed on our platform, such as reviews posted by consumers. This requires considerable resources and time, and could significantly affect the operation of our business, while at the same time also exposing us to increased liability under the relevant laws, rules and regulations. The costs associated with complying with these laws, rules and regulations, including any penalties or fines for our failure to comply if required, could have a material adverse effect on our business, financial condition, cash flows and results of operations. Any further change in the classification of our online marketing services by the Indian government may also significantly disrupt our operations and materially and adversely affect our business and prospects.

**52. We have issued equity shares during the last one year from the date of this Prospectus at a price which may not be indicative of the Offer Price (other than bonus issues).**

During preceding one year from the date of this Prospectus, we have issued the following Equity Shares of our Company

Date of allotment	Reason / nature of allotment	No. of equity shares allotted	Face value per equity share (₹)	Issue price per equity share (₹)	Nature of consideration
November 20, 2020	Preferential allotment	5,000	10	18,768	Cash
December 18, 2020	Exercise of stock options	28,968	10	90	Cash
February 25, 2021	Exercise of stock options	5,642	10	90	Cash
April 22, 2021	Exercise of stock options	9,081	10	90	Cash
May 28, 2021	Exercise of stock options	40,042	10	90	Cash
	Exercise of stock options	5,000	10	180	Cash
	Exercise of stock options	2,000	10	10	Cash
July 5, 2021	Exercise of stock options	514,570	1	9	Cash
	Exercise of stock options	30,300	1	1	Cash
August 13, 2021	Exercise of stock options	965,290	1	9	Cash
	Exercise of stock options	42,112	1	1	Cash
	Exercise of stock options	4,180	1	4.90	Cash
September 4, 2021	Exercise of stock options	332,360	1	9	Cash
September 14, 2021	Exercise of stock options	545,735	1	9	Cash
September 30, 2021	Exercise of stock options	1,222,940	1	18	Cash
	Exercise of stock options	606,277	1	9	Cash
	Exercise of stock options	7,494	1	1	Cash
	Exercise of stock options	12,480	1	4.90	Cash

The price at which Equity Shares have been issued by our Company in the immediately preceding year is not indicative of the price at which they will be issued or traded. For further information, refer to the section “*Capital Structure – Notes to Capital Structure – Share Capital History*” on page 102.

**53. *The Company recently updated its reporting segments.***

We recently updated our reporting segments. The payment and financial service offerings are reported as a combined service offering in our financial statements as there are multiple use cases which show revenue synergies between these two businesses. During FY 2021, we reassessed the basis of segment reporting. This reassessment has been necessitated by the change in business strategy over the period, increased interdependency between various service lines, increased fungibility of resources/common cost, change in the way the (Chief Operating Decision Maker “CODM” reviews our performance etc. Earlier, we disclosed four reportable segments that were Payment, Commerce, Cloud and others. In line with the above shift in business strategy and the consequent change in the way the CODM reviews our performance, the management has aligned segment disclosure. Further, it was concluded that though there are different business units/entities, including Payment and Financial services, Commerce and cloud services, information reviewed by the CODM at business unit level is only revenue and we do not allocate operating costs and expenses, assets and liabilities across business units, as the CODM does not use such information to allocate resources or evaluate the performance of the business units. As a result, our service offerings overlap and we currently cannot provide our revenue and expense split by each service offering.

**54. *We have not been able to obtain certain records of the educational qualifications of a Director and have relied on declarations and undertakings furnished by such Director for details of his profile included in this Prospectus.***

Our director, Ravi Chandra Adusumalli (Nominee Director), has been unable to trace copies of documents pertaining to his educational qualifications. Accordingly, reliance has been placed on undertakings furnished by such director to us, the JGC-BRLMs and the BRLMs to disclose details of their educational qualifications in this Prospectus. We, JGC-BRLMs and the BRLMs, have been unable to independently verify these details prior to inclusion in this Prospectus. Further, there can be no assurances that our Director will be able to trace the relevant documents pertaining to his qualifications in future, or at all.

**55. *As on the date of this Prospectus, we have not identified any specific targets with whom we have entered into any definitive agreements.***

While the Company will, from time to time, continue to seek attractive opportunities for acquisitions and strategic partnerships that will fit well with our strategic business objectives and growth strategies, as on the date of this Prospectus, we do not have any identified specific targets with whom we have entered into any definitive agreements. The amount of Net Proceeds to be used for acquisitions will be based on our management’s/ Board’s discretion and the amounts deployed towards such initiatives may not be the total value or cost of such acquisitions or investments, thereby resulting in a shortfall in raising requisite capital from the Net Proceeds towards such acquisitions or investments. Consequently, we may be required to explore a range of options to raise requisite capital, including utilising our internal accruals and/or seeking debt, including from third party lenders or institutions.

***Other Risks - Risks Related to the Offer***

**56. *Our Company is a professionally managed company and does not have an identifiable promoter in terms of the SEBI ICDR Regulations and the Companies Act, 2013.***

Our Company is a professionally managed company and does not have an identifiable promoter in terms of the SEBI ICDR Regulations and the Companies Act 2013. Accordingly, in terms of Regulation 14(1) of the SEBI ICDR Regulations, there is no requirement of minimum promoter’s contribution in this Offer and accordingly, none of the Equity Shares will be locked in for a period of three years pursuant to the Offer. In terms of Regulations 17 of the SEBI ICDR Regulations, the entire pre-Offer equity share capital will be locked-in for a period of one year or such other timelines as may be prescribed by applicable law from the date of Allotment, other than (a) Equity Shares which are successfully transferred as part of the Offer for Sale; and (b) any Equity Shares allotted to employees, whether currently an employee or not, pursuant to the employee stock options schemes of our Company, prior to the Offer.

Following the lock-in period of one year, the pre-Offer shareholders, may sell their shareholding in our Company, depending on market conditions and their investment horizon. Further, any perception by investors that such sales might occur could additionally affect the trading price of the Equity Shares.

**57. *We cannot assure payment of dividends on the Equity Shares in the future.***

Our Company has a formal dividend policy as on the date of this Prospectus. Our Company has however not declared dividends on the Equity Shares during the current Fiscal Year and the last three Fiscal Years. Our ability to pay dividends in the future will depend upon our future results of operations, financial condition, cash flows, sufficient profitability, working capital requirements and capital expenditure requirements and other factors considered relevant by our directors and shareholders. Our ability to pay dividends may also be restricted under certain financing arrangements that we may enter into. We cannot assure you that we will be able to pay dividends on the Equity Shares at any point in the future. For details pertaining to dividend declared by us in the past, see “*Dividend Policy*” on page 268.

**58. *Our Equity Shares have never been publicly traded, and after the Offer, the Equity Shares may experience price and volume fluctuations, and an active trading market for the Equity Shares may not develop. Further, the Offer Price may not be indicative of the market price of the Equity Shares after the Offer.***

Prior to the Offer, there has been no public market for the Equity Shares, and an active trading market on the Stock Exchanges may not develop or be sustained after the Offer. Listing and quotation does not guarantee that a market for the Equity Shares will develop, or if developed, the liquidity of such market for the Equity Shares. The Offer Price of the Equity Shares is determined through a book-building process and may not be indicative of the market price of the Equity Shares at the time of commencement of trading of the Equity Shares or at any time thereafter. The market price of the Equity Shares may be subject to significant fluctuations in response to, among other factors, variations in our operating results of our Company, market conditions specific to the industry we operate in, developments relating to India, volatility in securities markets in jurisdictions other than India, variations in the growth rate of financial indicators, variations in revenue or earnings estimates by research publications, and changes in economic, legal and other regulatory factors. Consequently, the price of our Equity Shares may be volatile, and you may be unable to resell your Equity Shares at or above the Offer Price, or at all.

There has been significant volatility in the Indian stock markets in the recent past, and our Equity Share price could fluctuate significantly because of market volatility. A decrease in the market price of our Equity Shares could cause investors to lose some or all of their investment.

**59. *The determination of the Price Band is based on various factors and assumptions and the Offer Price of the Equity Shares may not be indicative of the market price of the Equity Shares after the Offer. Further, the current market price of some securities listed pursuant to certain previous issues managed by the Book Running Lead Managers is below their respective issue prices.***

The determination of the Price Band is based on various factors and assumptions, and has been determined by our Company and the Investor Selling Shareholders in consultation with the Managers. Furthermore, the Offer Price of the Equity Shares has been determined by our Company and the Investor Selling Shareholders in consultation with the Managers through the Book Building Process. These are based on numerous factors, including factors as described under “*Basis for Offer Price*” beginning on page 135 and may not be indicative of the market price for the Equity Shares after the Offer.

In addition to the above, the current market price of securities listed pursuant to certain previous initial public offerings managed by the Managers is below their respective issue price. For further details, see “*Other Regulatory and Statutory Disclosures – Price information of past issues handled by the JGC-BRLMs and the BRLMs*” beginning on page 476. The factors that could affect the market price of the Equity Shares include, among others, broad market trends, financial performance and results of our Company post-listing, and other factors beyond our control. We cannot assure you that an active market will develop or sustained trading will take place in the Equity Shares or provide any assurance regarding the price at which the Equity Shares will be traded after listing.

**60. *Investors may be subject to Indian taxes arising out of income arising on the sale of and dividend on the Equity Shares.***

Under current Indian tax laws, unless specifically exempted, capital gains arising from the sale of equity shares held as investments in an Indian company are generally taxable in India. Any capital gain realized on the sale of listed equity shares on a Stock Exchange held for more than 12 months immediately preceding the date of transfer will be subject to long term capital gains in India at the specified rates depending on certain factors, such as whether the sale is undertaken on or off the Stock Exchanges, the quantum of gains and any available treaty relief. Accordingly, we may be subject to payment of long term capital gains tax in India, in addition to payment of Securities Transaction Tax (“STT”), on the sale of any Equity Shares held for more than 12 months immediately preceding the date of transfer. STT will be levied on and collected by a domestic stock exchange on which the Equity Shares are sold.

Further, any capital gains realized on the sale of listed equity shares held for a period of 12 months or less immediately preceding the date of transfer will be subject to short term capital gains tax in India.

Capital gains arising from the sale of the Equity Shares will not be chargeable to tax in India in cases where relief from such taxation in India is provided under a treaty between India and the country of which the seller is resident and the seller is entitled to avail benefits thereunder, subject to certain conditions. Generally, Indian tax treaties do not limit India’s ability to impose tax on capital gains. As a result, residents of other countries may be liable for tax in India as well as in their own jurisdiction on a gain upon the sale of the Equity Shares.

Similarly, any business income realized from the transfer of Equity Shares held as trading assets is taxable at the applicable tax rates subject to any treaty relief, if applicable, to a non-resident seller. Additionally, in terms of the Finance Act, 2018, which has been notified on March 29, 2018 with effect from April 1, 2018, the tax payable by an assessee on the capital gains arising from transfer of long term capital asset (introduced as section 112A of the Income-Tax Act, 1961) shall be calculated on such long-term capital gains at the rate of 10%, where the long-term capital gains exceed ₹100,000, subject to certain exceptions in case of a resident individuals and HUF.

Further, the Finance Act, 2019 has made various amendments in the taxation laws and has also clarified that, in the absence of a specific provision under an agreement, the liability to pay stamp duty in case of sale of securities through stock exchanges will be on the buyer, while in other cases of transfer for consideration through a depository, the onus will be on the transferor. The stamp duty for transfer of securities other than debentures, on a delivery basis is specified at 0.015% and on a non -delivery basis is specified at 0.003% of the consideration amount. These amendments have come into effect from July 1, 2020.

Additionally, the Finance Act does not require DDT to be payable in respect of dividends declared, distributed or paid by a domestic company after March 31, 2020, and accordingly, such dividends would not be exempt in the hands of the shareholders, both resident as well as non-resident. The Company may or may not grant the benefit of a tax treaty (where applicable) to a non-resident shareholder for the purposes of deducting tax at source pursuant to any corporate action including dividends.

**61. *QIBs and Non-Institutional Investors are not permitted to withdraw or lower their Bids (in terms of quantity of Equity Shares or the Bid Amount) at any stage after submitting a Bid, and Retail Individual Investors are not permitted to withdraw their Bids after Bid/Offer Closing Date.***

Pursuant to the SEBI ICDR Regulations, QIBs and Non-Institutional Investors are required to pay the Bid Amount on submission of the Bid and are not permitted to withdraw or lower their Bids (in terms of quantity of Equity Shares or the Bid Amount) at any stage after submitting a Bid. Retail Individual Investors can revise their Bids during the Bid/Offer Period and withdraw their Bids until Bid/Offer Closing Date. While our Company is required to complete all necessary formalities for listing and commencement of trading of the Equity Shares on all Stock Exchanges where such Equity Shares are proposed to be listed including Allotment pursuant to the Offer within six Working Days from the Bid/Offer Closing Date, events affecting the Bidders’ decision to invest in the Equity Shares, including material adverse changes in international or national monetary policy, financial, political or economic conditions, our business, results of operation or financial condition may arise between the date of submission of the Bid and Allotment. Our Company may complete the Allotment of the Equity Shares even if such events occur, and such events limit the Bidders’ ability to sell the Equity Shares Allotted pursuant to the Offer or cause the trading price of the Equity Shares to decline on listing.

**62. *There is no guarantee that our Equity Shares will be listed on the BSE and NSE in a timely manner or at all.***

In accordance with Indian law and practice, permission for listing and trading of our Equity Shares will not be granted until after certain actions have been completed in relation to this Offer and until Allotment of Equity Shares pursuant to this Offer.

In accordance with current regulations and circulars issued by SEBI, our Equity Shares are required to be listed on the BSE and NSE within such time as mandated under UPI Circulars, subject to any change in the prescribed timeline in this regard. However, we cannot assure you that the trading in our Equity Shares will commence in a timely manner or at all. Any failure or delay in obtaining final listing and trading approvals may restrict your ability to dispose of your Equity Shares.

**63. *The Offer Price of the Equity Shares may not be indicative of the market price of the Equity Shares after the Offer.***

The initial public offering price will be determined by the Book Building Process and may not be indicative of prices that will prevail in the open market following the Offer. The market price of the Equity Shares may be influenced by many factors, some of which are beyond our control, including:

- the failure of security analysts to cover the Equity Shares after this Offer, or changes in the estimates of our performance by analysts;
- the activities of competitors and suppliers;
- future sales of the Equity Shares by our Company or our shareholders;
- investor perception of us and the industry in which we operate;
- our quarterly or annual earnings or those of our competitors;
- developments affecting fiscal, industrial or environmental regulations;
- the public's reaction to our press releases and adverse media reports; and
- general economic conditions.

As a result of these factors, investors may not be able to resell their Equity Shares at or above the initial public offering price. In addition, the stock market often experiences price and volume fluctuations that are unrelated or disproportionate to the operating performance of a particular company. These broad market fluctuations and industry factors may materially reduce the market price of the Equity Shares, regardless of our Company's performance. There can be no assurance that the investor will be able to resell their Equity Shares at or above the Offer Price.

**64. *Investors may have difficulty enforcing foreign judgments against our Company or our management.***

Our Company is incorporated under the laws of India as a company limited by shares. The majority of our directors and executive officers are residents of India. A substantial portion of our Company's assets and the assets of our Directors and executive officers resident in India are located in India. As a result, it may be difficult for investors to effect service of process upon us or such persons outside India or to enforce judgments obtained against our Company or such parties outside India.

Recognition and enforcement of foreign judgments is provided for under Section 13 of the Code of Civil Procedure, 1908 ("CPC"), on a statutory basis. Section 13 of the CPC provides that foreign judgments shall be conclusive regarding any matter directly adjudicated upon, except: (i) where the judgment has not been pronounced by a court of competent jurisdiction; (ii) where the judgment has not been given on the merits of the case; (iii) where it appears on the face of the proceedings that the judgment is founded on an incorrect view of international law or a refusal to recognize the law of India in cases to which such law is applicable; (iv) where the proceedings in which the judgment was obtained were opposed to natural justice; (v) where the judgment has been obtained by fraud; and (vi) where the judgment sustains a claim founded on a breach of any law then in force in India. Under the CPC, a court in India shall, upon the production of any document purporting to be a certified copy of a foreign judgment, presume that the judgment was pronounced by a court of competent jurisdiction,

unless the contrary appears on record. However, under the CPC, such presumption may be displaced by proving that the court did not have jurisdiction.

India is not a party to any international treaty in relation to the recognition or enforcement of foreign judgments. Section 44A of the CPC provides that where a foreign judgment has been rendered by a superior court, within the meaning of that Section, in any country or territory outside of India which the GoI has by notification declared to be in a reciprocating territory, it may be enforced in India by proceedings in execution as if the judgment had been rendered by the relevant court in India. However, Section 44A of the CPC is applicable only to monetary decrees not being of the same nature as amounts payable in respect of taxes, other charges of a like nature or of a fine or other penalties. Some jurisdictions including the United Kingdom, United Arab Emirates, Singapore and Hong Kong have been declared by the GoI to be reciprocating countries for the purposes of Section 44A of the CPC.

The United States and India do not currently have a treaty providing for reciprocal recognition and enforcement of judgments, other than arbitration awards, in civil and commercial matters. Therefore, a final judgment for the payment of money rendered by any federal or state court in the United States on civil liability, whether or not predicated solely upon the federal securities laws of the United States, would not be enforceable in India. However, the party in whose favor such final judgment is rendered may bring a new suit in a competent court in India based on a final judgment that has been obtained in the United States. The suit must be brought in India within three years from the date of the judgment in the same manner as any other suit filed to enforce a civil liability in India.

Further, there may be considerable delays in the disposal of suits by Indian courts. It is unlikely that a court in India would award damages on the same basis as a foreign court if an action were brought in India. Furthermore, it is unlikely that an Indian court would enforce a foreign judgment if that court were of the view that the amount of damages awarded was excessive or inconsistent with public policy or Indian law. It is uncertain as to whether an Indian court would enforce foreign judgments that would contravene or violate Indian law. However, a party seeking to enforce a foreign judgment in India is required to obtain approval from the RBI under the FEMA to execute such a judgment or to repatriate any amount recovered.

**65. *The requirements of being a publicly listed company may strain our resources.***

We are not a listed company and have historically not been subjected to the compliance requirements and increased scrutiny of our affairs by shareholders, regulators and the public at large associated with being a listed company. As a listed company, we will incur significant legal, accounting, corporate governance and other expenses that we did not incur as an unlisted company. We will be subject to the SEBI Listing Regulations which will require us to file audited annual and unaudited quarterly reports with respect to our business and financial condition. If we experience any delays, we may fail to satisfy our reporting obligations and/or we may not be able to readily determine and accordingly report any changes in our results of operations or cash flows as promptly as other listed companies.

Further, as a listed company, we will be required to maintain and improve the effectiveness of our disclosure controls and procedures and internal control over financial reporting, including keeping adequate records of daily transactions. In order to maintain and improve the effectiveness of our disclosure controls and procedures and internal control over financial reporting, significant resources and management attention will be required. As a result, our management's attention may be diverted from our business concerns, which may adversely affect our business, prospects, financial condition, results of operations and cash flows. In addition, we may need to hire additional legal and accounting staff with appropriate experience and technical accounting knowledge, but we cannot assure you that we will be able to do so in a timely and efficient manner.

**66.  *Holders of Equity Shares could be restricted in their ability to exercise pre-emptive rights under Indian law and could thereby suffer future dilution of their ownership position.***

Under the Companies Act, a company having share capital and incorporated in India must offer holders of its Equity Shares pre-emptive rights to subscribe and pay for a proportionate number of Equity Shares to maintain their existing ownership percentages prior to the issuance of any new equity shares, unless the pre-emptive rights have been waived by the adoption of a special resolution by holders of three-fourths of the Equity Shares who have voted on such resolution. However, if the laws of the jurisdiction that holders are in does not permit the exercise of such pre-emptive rights without us filing an offering document or registration statement with the applicable authority in such jurisdiction, the holders will be unable to exercise such pre-emptive rights unless we make such a filing. The Company may elect not to file a registration statement in relation to pre-emptive rights

otherwise available by Indian law to the holders. To the extent that the holders are unable to exercise pre-emptive rights granted in respect of the Equity Shares, they may suffer future dilution of your ownership position and their proportional interests in our Company would be reduced.

**67. *Any future issuance of Equity Shares or convertible securities or other equity linked securities by our Company may dilute holders' shareholding and sales of the Equity Shares by our major shareholders may adversely affect the trading price of the Equity Shares.***

Any future equity issuances by us, including a primary offering, may lead to the dilution of investors' shareholdings in us. Any disposal of Equity Shares by our major shareholders or the perception that such issuance or sales may occur, including to comply with the minimum public shareholding norms applicable to listed companies in India may adversely affect the trading price of the Equity Shares, which may lead to other adverse consequences including difficulty in raising capital through offering of the Equity Shares or incurring additional debt. There can be no assurance that we will not issue further Equity Shares or that the shareholders will not dispose of the Equity Shares. Any future issuances could also dilute the value of your investment in the Equity Shares. In addition, any perception by investors that such issuances or sales might occur may also affect the market price of the Equity Shares.

**68. *A third party could be prevented from acquiring control of our Company because of anti-takeover provisions under Indian law.***

There are provisions in Indian law that may delay, deter or prevent a future takeover or change in control of our Company, even if a change in control would result in the purchase of your Equity Shares at a premium to the market price or would otherwise be beneficial to you. Such provisions may discourage or prevent certain types of transactions involving actual or threatened change in control of our Company. Under the SEBI Takeover Regulations, an acquirer has been defined as any person who, directly or indirectly, acquires or agrees to acquire shares or voting rights or control over a company, whether individually or acting in concert with others. Although these provisions have been formulated to ensure that interests of investors/shareholders are protected, these provisions may also discourage a third party from attempting to take control of our Company. Consequently, even if a potential takeover of our Company would result in the purchase of the Equity Shares at a premium to their market price or would otherwise be beneficial to its stakeholders, it is possible that such a takeover would not be attempted or consummated because of the SEBI Takeover Regulations.

**69. *Rights of shareholders of companies under Indian law may be more limited than under the laws of other jurisdictions.***

Our Articles of Association, composition of our Board, Indian laws governing our corporate affairs, the validity of corporate procedures, directors' fiduciary duties, responsibilities and liabilities, and shareholders' rights may differ from those that would apply to a company in another jurisdiction. Shareholders' rights under Indian law may not be as extensive and widespread as shareholders' rights under the laws of other countries or jurisdictions. Investors may face challenges in asserting their rights as shareholder in an Indian company than as a shareholder of an entity in another jurisdiction.

**70. *Our Company is not, and does not intend to become, regulated as an investment company under the Investment Company Act and related rules. The Volcker Rule may affect the ability of certain types of entities to purchase the Equity Shares.***

Our Company will not be subject to the provisions of the U.S. Investment Company Act, in reliance on Section 3(c)(7) thereof, which excludes from the definition of "investment company" any issuer whose outstanding securities are owned exclusively by "qualified purchasers" (as defined in such Section 3(c)(7)), and who meet the other conditions contained therein. For purposes of the Volcker Rule, a "covered fund" includes any issuer that would be an investment company but for the exclusions contained in Section 3(c)(1) or Section 3(c)(7) under the U.S. Investment Company Act.

The Volcker Rule may negatively affect the ability of certain types of entities to purchase the Equity Shares. The Volcker Rule generally prohibits "banking entities" (including certain of the Underwriters and their affiliates) from engaging in proprietary trading, or from acquiring or retaining an "ownership interest" in, sponsoring or having certain relationships with "covered funds", subject to certain exclusions and exemptions under the Volcker Rule. A "banking entity" generally includes any U.S. insured depository institution, any company that controls an U.S. insured depository institution (as defined in Section 3 of the U.S. Federal Deposit Insurance Act

(12 U.S.C § 1813)), subject to certain exclusions), any company that is treated as a bank holding company for purposes of Section 8 of the U.S. International Banking Act of 1978, or any affiliate or subsidiary of any of the foregoing entities. The Volcker Rule's prohibition on "covered fund" investments and proprietary trading activities is subject to certain limited exemptions, including for, among other things, certain underwriting and market making activities and the activities of qualified non-U.S. banking entities which are conducted solely outside the United States.

These and other exemptions under the Volcker Rule are subject to specific conditions and requirements. With respect to the market making and underwriting exemptions, recent amendments to the Volcker Rule's implementing regulations eliminated the requirement that a "banking entity" include "ownership interests" in third-party "covered funds" or "covered funds" guaranteed by a "banking entity" that are acquired or retained under the market making or underwriting exemptions towards its per-fund and aggregate "covered fund" investment limits and for the required Tier 1 capital deduction.

Any prospective investor in the Equity Shares should consult its own legal counsel regarding the potential impact of the Volcker Rule and its ability to purchase or retain the Equity Shares. None of the Company nor any or to such investor's investment in the Equity Shares. None of the Company nor any Underwriter nor any of their respective affiliates makes any representation to any prospective investor or purchaser of the Equity Shares regarding the or to such investor's investment in the Equity Shares on the date of issuance or at any time in the future.

#### *External Risks*

##### *71. Changing regulations in India could lead to new compliance requirements that are uncertain.*

The regulatory and policy environment in which we operate is evolving and is subject to change. The GoI may implement new laws or other regulations and policies that could affect the e-commerce in general, which could lead to new compliance requirements, including requiring us to obtain approvals and licenses from the Government and other regulatory bodies, or impose onerous requirements.

For instance, the GoI has recently introduced (a) the Code on Wages, 2019 ("**Wages Code**"); (b) the Code on Social Security, 2020 ("**Social Security Code**"); (c) the Occupational Safety, Health and Working Conditions Code, 2020; and (d) the Industrial Relations Code, 2020 which consolidate, subsume and replace numerous existing central labour legislations. While the rules for implementation under these codes have not been notified, we are yet to determine the impact of all or some such laws on our business and operations which may restrict our ability to grow our business in the future and increase our expenses.

Uncertainty in the applicability, interpretation or implementation of any amendment to, or change in, governing law, regulation or policy in the jurisdictions in which we operate, including by reason of an absence, or a limited body, of administrative or judicial precedent may be time consuming as well as costly for us to resolve and may impact the viability of our current business or restrict our ability to grow our business in the future. We may incur increased costs and other burdens relating to compliance with such new requirements, which may also require significant management time and other resources, and any failure to comply may adversely affect our business, results of operations and prospects. Uncertainty in the applicability, interpretation or implementation of any amendment to, or change in, governing law, regulation or policy, including by reason of an absence, or a limited body, of administrative or judicial precedent may be time consuming as well as costly for us to resolve and may impact the viability of our current businesses or restrict our ability to grow our businesses in the future.

##### *72. Changes in the taxation system in India could adversely affect our business.*

Our business, financial condition and results of operations could be adversely affected by any change in the extensive central and state tax regime in India applicable to us and our business. Tax and other levies imposed by the central and state governments in India that affect our tax liability, include central and state taxes and other levies, income tax, turnover tax, goods and service tax, stamp duty and other special taxes and surcharges, which are introduced on a temporary or permanent basis from time to time. This extensive central and state tax regime is subject to change from time to time. The final determination of our tax liability involves the interpretation of local tax laws and related regulations in each jurisdiction, as well as the significant use of estimates and assumptions regarding the scope of future operations and results achieved and the timing and nature of income earned and expenditures incurred.



For instance, the Government of India has implemented two major reforms in Indian tax laws, namely the GST, and provisions relating to general anti-avoidance rules (“GAAR”). The indirect tax regime in India has undergone a complete overhaul. The indirect taxes on goods and services, such as central excise duty, service tax, central sales tax, state value added tax, surcharge and excise have been replaced by Goods and Service Tax with effect from July 1, 2017. The GST regime is relatively new and therefore is subject to amendments and its interpretation by the relevant regulatory authorities. GAAR became effective from April 1, 2017. The tax consequences of the GAAR provisions being applied to an arrangement may result in, among others, a denial of tax benefit to us and our business. In the absence of any precedents on the subject, the application of these provisions is subjective. If the GAAR provisions are made applicable to us, it may have an adverse tax impact on us. Further, if the tax costs associated with certain of our transactions are greater than anticipated because of a particular tax risk materializing on account of new tax regulations and policies, it could affect our profitability from such transactions.

Our companies operating in India may choose not to claim any of the specified deductions or exemptions and claim the lower corporate tax, in which case, the minimum alternate tax provisions would not be applicable. Alternatively, we may choose to pay the higher of corporate tax; i.e., 30% or 25%, as the case may be, plus applicable surcharge and cess, after claiming the applicable deductions and exemptions or the minimum alternate tax at the rate of 15% plus applicable surcharge and cess. As such, there is no certainty on the impact that these amendments may have on our business and operations or on the industry in which we operate.

Further, the Finance Act, 2020, has, amongst others things, notified changes and provided a number of amendments to the direct and indirect tax regime, including, without limitation, a simplified alternate direct tax regime and that dividend distribution tax (“DDT”), will not be payable in respect of dividends declared, distributed or paid by a domestic company after March 31, 2020, and accordingly, such dividends would not be exempt in the hands of the shareholders, both resident as well as non-resident and are subject to tax deduction at source. The Company may or may not grant the benefit of a tax treaty (where applicable) to a non-resident shareholder for the purposes of deducting tax at source from such dividend. Investors should consult their own tax advisors about the consequences of investing or trading in the Equity Shares.

In the same Finance Act, 2020, a new provision was introduced to put an obligation on every e-commerce company to deduct tax at source on all supplies through the platform, irrespective of consideration received or otherwise, based on the tax rate determined based on the validation of PAN details of the platforms’ suppliers. These provisions were made effective from October 1, 2020 and create an additional compliance burden on the Company. Any failure in such deduction could lead to costs being incurred to correct the tax defect or non-compliance.

With several proposals to introduce further regulatory compliances, additional conditions to be met to receive benefits under existing regimes being introduced, upon any such proposals being notified, we may also become subject to *inter alia* additional compliances and increased associated costs. For instance, under the Finance Act, 2021, with effect from July 1, 2021, higher TDS rates may become applicable in the event of failure of certain compliances, including of linking Aadhar with permanent account numbers, or other conditions being proposed including to display QR codes on B2C transactions which could pose operational and implementation challenges given the large number of orders in invoices.

### ***73. The ability of foreign investors to invest in our Company may be constrained by Indian law.***

Under foreign exchange regulations currently in force in India, transfer of shares between non-residents and residents are freely permitted (subject to certain exceptions), if they comply with the valuation and reporting requirements specified by the RBI. If a transfer of shares is not in compliance with such requirements and fall under any of the exceptions specified by the RBI, then the RBI’s prior approval is required. For details, in relation to the restrictions under the FDI Policy applicable to certain of our Subsidiaries and Paytm Payments Bank, please see “***Key Regulations and Policies in India***” on page 211. Additionally, shareholders who seek to convert Rupee proceeds from a sale of shares in India into foreign currency and repatriate that foreign currency from India require a no-objection or a tax clearance certificate from the Indian income tax authorities. We cannot assure you that any required approval from the RBI or any other governmental agency can be obtained on any particular terms, or at all. In terms of Press Note 3 of 2020, dated April 17, 2020, issued by the Department for Promotion of Industry and Internal Trade (“***DPIIT***”), as consolidated in the FDI Policy with effect from October 15, 2020, all investments under the foreign direct investment route by entities of a country which shares land border with India or where the beneficial owner of an investment into India is situated in or is a citizen of any such country will require prior approval of the GoI. Further, in the event of transfer of ownership of any existing or future foreign direct investment in an entity in India, directly or indirectly, resulting in the beneficial ownership falling within

the aforesaid restriction/ purview, such subsequent change in the beneficial ownership will also require approval of the GoI. Any such approval(s) would be subject to the discretion of the regulatory authorities. This may cause uncertainty and delays in our future investment plans and initiatives. We cannot assure you that any required approval from the relevant governmental agencies can be obtained on any particular terms or at all. For further details, see *“Restrictions on Foreign Ownership of Indian Securities”* on page 508.

Further, in terms of notification dated June 14, 2021 issued by the RBI, new investors from FATF non-compliant jurisdictions such as Mauritius, Cayman Islands and Uganda are not permitted to acquire, directly or indirectly, 20% or more of the voting power of any existing payment system operators (“PSOs”) or any entity seeking authorization as a PSO. However, existing investors may continue holding their investments in PSOs made prior to classification of their jurisdiction as FATF non-compliant and/or bring in additional investments as per the extant regulations. Paytm Payments Services Limited, our Subsidiary, which has applied to RBI for authorization to act as a ‘payment aggregator’ and FNPL, a consortium entity in which we have participated along with other participant companies, which has applied to RBI for a PSO license, will accordingly be subject to the requirements of this notification, which may have an adverse effect on the ability of new foreign investors from FATF non-compliant jurisdictions to, directly or indirectly, invest in FNPL, Paytm Payments Services Limited and/or our Company. Our ability to set up other regulated businesses may also be subject to the requirements of this notification, and have similar implications.

**74. *A downgrade in ratings of India, may affect the trading price of the Equity Shares.***

Our borrowing costs and our access to the debt capital markets depend significantly on the credit ratings of India. India’s sovereign rating decreased from Baa2 with a “negative” outlook to Baa3 with a “negative” outlook by Moody’s and from BBB with a “stable” outlook to BBB with a “negative” outlook (Fitch) in June 2020; and from BBB “stable” to BBB “negative” by DBRS in May 2020. India’s sovereign ratings from S&P is BBB- with a “stable” outlook. Any further adverse revisions to India’s credit ratings for domestic and international debt by international rating agencies may adversely impact our ability to raise additional financing and the interest rates and other commercial terms at which such financing is available, including raising any overseas additional financing. A downgrading of India’s credit ratings may occur, for example, upon a change of government tax or fiscal policy, which are outside our control. This could have an adverse effect on our ability to fund our growth on favorable terms or at all, and consequently adversely affect our business, cash flows and financial performance and the price of the Equity Shares.

**75. *Political, macroeconomic, demographic and other changes could adversely affect economic conditions in India.***

Our Company is incorporated in India and derives the majority of its revenue from operations in India and the majority of its assets are located in India. Consequently, our performance and the market price of the Equity Shares may be affected by interest rates, government policies, taxation, and other social, political and economic developments affecting India. The Indian economy differs from the economies of most developed countries in many respects, including the degree of government involvement, level of development, growth rate, control of foreign exchange and allocation of resources. While the Indian economy has experienced significant growth over the past decades, growth has been uneven, both geographically and among various sectors of the economy. The Indian government has implemented various measures to encourage economic growth and guide the allocation of resources. Some of these measures may benefit the overall Indian economy, but may have a negative effect on us.

Our business results depend on a number of general macroeconomic and demographic factors in India which are beyond our control. In particular, our revenue and profitability are strongly correlated to consumer discretionary spending, which is influenced by general economic conditions, unemployment levels, the availability of discretionary income and consumer confidence. Recessionary economic cycles, a protracted economic slowdown, a worsening economy, increased unemployment, rising interest rates or other industry-wide cost pressures could also affect consumer behavior and lead to a decline in our sales and earnings.

Factors that may adversely affect the Indian economy, and hence our results of operations and cash flows, may include:

- the macroeconomic climate, including any increase in Indian interest rates or inflation;
- any exchange rate fluctuations, the imposition of currency controls and restrictions on the right to convert or repatriate currency or export assets;

- any scarcity of credit or other financing in India, resulting in an adverse effect on economic conditions in India and scarcity of financing for our expansions;
- political instability, terrorism or military conflict in India or in countries in the region or globally, including in India's various neighboring countries;
- occurrence of natural or man-made disasters;
- prevailing regional or global economic conditions, including in India's principal export markets;
- other significant regulatory or economic developments in or affecting India or its consumption sector;
- international business practices that may conflict with other customs or legal requirements to which we are subject, including anti-bribery and anti-corruption laws;
- protectionist and other adverse public policies, including local content requirements, import/export tariffs, increased regulations or capital investment requirements;
- Inflation rates; and
- being subject to the jurisdiction of foreign courts, including uncertainty of judicial processes and difficulty enforcing contractual agreements or judgments in foreign legal systems or incurring additional costs to do so.

Any slowdown or perceived slowdown in the Indian economy, or in specific sectors of the Indian economy, could adversely affect our business, results of operations, cash flows and financial condition and the price of the Equity Shares.

**76. *Financial instability in other countries may cause increased volatility in Indian financial markets.***

The Indian market and the Indian economy are influenced by economic and market conditions in other countries, including conditions in the United States, Europe and certain emerging economies in Asia. Financial turmoil in Asia, Russia and elsewhere in the world in recent years has adversely affected the Indian economy. Any worldwide financial instability may cause increased volatility in the Indian financial markets and, directly or indirectly, adversely affect the Indian economy and financial sector and us.

Although economic conditions vary across markets, loss of investor confidence in one emerging economy may cause increased volatility across other economies, including India. Financial instability in other parts of the world could have a global influence and thereby negatively affect the Indian economy. Financial disruptions could materially and adversely affect our business, prospects, financial condition, results of operations and cash flows.

Furthermore, economic developments globally can have a significant impact on India. Concerns related to a trade war between large economies may lead to increased risk aversion and volatility in global capital markets and consequently have an impact on the Indian economy. Following the United Kingdom's exit from the European Union ("**Brexit**"), there remains significant uncertainty around the terms of their future relationship with the European Union and, more generally, as to the impact of Brexit on the general economic conditions in the United Kingdom and the European Union and any consequential impact on global financial markets. For example, Brexit could give rise to increased volatility in foreign exchange rate movements and the value of equity and debt investments.

In addition, China is one of India's major trading partners and there are rising concerns of a possible slowdown in the Chinese economy as well as a strained relationship with India, which could have an adverse impact on the trade relations between the two countries. The sovereign rating downgrades for Brazil and Russia (and the imposition of sanctions on Russia) have also added to the growth risks for these markets. These factors may also result in a slowdown in India's export growth. In response to such developments, legislators and financial regulators in the United States and other jurisdictions, including India, implemented a number of policy measures designed to add stability to the financial markets. However, the overall long-term effect of these and other legislative and regulatory efforts on the global financial markets is uncertain, and they may not have the intended stabilizing effects. Any significant financial disruption could have a material adverse effect on our business, financial condition, cash flows and results of operation.

These developments, or the perception that any of them could occur, have had and may continue to have a material adverse effect on global economic conditions and the stability of global financial markets, and may significantly reduce global market liquidity, restrict the ability of key market participants to operate in certain financial markets or restrict our access to capital. This could have a material adverse effect on our business, financial condition, cash flows and results of operations and reduce the price of the Equity Shares.

**77. *Significant differences exist between Ind AS and other accounting principles, such as IFRS and U.S. GAAP, which may be material to investors' assessments of our financial condition, result of operations and cash flows.***

Our Restated Financial Statements for FY 2019, FY 2020 and FY 2021, and for the three months ended June 30, 2020 and June 30, 2021 included in this Prospectus are derived from the Audited Consolidated Financial Statements prepared under the Ind AS, in each case restated in accordance with the requirements of Section 26 of part I of the Companies Act, 2013, the SEBI ICDR Regulations and the Guidance Note on Reports in Company Prospectus (Revised 2019) issued by the ICAI. Ind AS differs from accounting principles with which prospective investors may be familiar, such as IFRS and U.S. GAAP. Accordingly, the degree to which the Restated Financial Statements included in this Prospectus will provide meaningful information is entirely dependent on the reader's level of familiarity with Ind AS. Persons not familiar with Ind AS should limit their reliance on the financial disclosures presented in this Prospectus.

**78. *We are, and after the Offer will remain, a "foreign owned and controlled" company in accordance with the Consolidated FDI Policy and FEMA Rules and accordingly, we shall be subject to Indian foreign investment laws***

In accordance with the provisions of the Consolidated FDI Policy and FEMA Rules, our Company is a foreign owned and controlled company. As a foreign owned and controlled company, our Company is subject to various requirements under the Consolidated FDI Policy and other Indian foreign investment laws. Such requirements include restriction on undertaking certain business activities without prior Government approval or at all, and pricing guidelines applicable to issue or transfer of our Equity Shares.

While we believe that our business activities have been, and continue to remain, compliant with the requirements under the Consolidated FDI Policy and other Indian foreign investment laws, we cannot assure you that the Government, or a regulatory or judicial authority, will not take a different interpretation. A determination by the Government, or a regulatory or judicial authority, that any of our business activities are being, or have been, conducted in violation of the Consolidated FDI Policy and other applicable Indian foreign investment laws, would attract regulatory sanctions, including monetary penalties. In such an event, we may also have to cease undertaking the relevant business activities. Further, till the time we continue to be a foreign owned and controlled company, we may not be able to undertake certain commercially attractive business activities or investments without prior approval of the Government or at all.

**79. *Our business and activities may be regulated by the Competition Act, 2002 and proceedings may be enforced against us.***

The Competition Act seeks to prevent business practices that have an appreciable adverse effect on competition in the relevant market in India. Under the Competition Act, any arrangement, understanding or action in concert between enterprises, whether formal or informal, which causes or is likely to cause an appreciable adverse effect on competition in India is void and attracts substantial monetary penalties. Further, any agreement among competitors which directly or indirectly involves the determination of purchase or sale prices, limits or controls production, supply, markets, technical development, investment or provision of services, shares the market or source of production or provision of services in any manner by way of allocation of geographical area, type of goods or services or number of consumers in the relevant market or in any other similar way or directly or indirectly results in bid-rigging or collusive bidding is presumed to have an appreciable adverse effect on competition.

The Competition Act also prohibits abuse of a dominant position by any enterprise. If it is proved that the contravention committed by a company took place with the consent or connivance or is attributable to any neglect on the part of, any director, manager, secretary or other officer of such company, that person shall be also guilty of the contravention and may be punished. On March 4, 2011, the GoI notified and brought into force the combination regulation (merger control) provisions under the Competition Act with effect from June 1, 2011. These provisions require acquisitions of shares, voting rights, assets or control or mergers or amalgamations that

cross the prescribed asset and turnover based thresholds to be mandatorily notified to, and pre-approved by, the Competition Commission of India, or CCI. Additionally, on May 11, 2011, the CCI issued the Competition Commission of India (Procedure in regard to the transaction of business relating to combinations) Regulations, 2011, as amended, which sets out the mechanism for implementation of the merger control regime in India.

The Competition Act aims to, among other things, prohibit all agreements and transactions, including agreements between vertical trading partners *i.e.* entities at different stages or levels of the production chain in different markets, which may have an appreciable adverse effect on competition in India. Consequently, all agreements entered into by us could be within the purview of the Competition Act. We may also be subject to queries from the CCI pursuant to complaints by consumers or any third persons, which could be made without any or adequate basis given our market presence. Further, the CCI has extra-territorial powers and can investigate any agreements, abusive conduct or combination occurring outside of India if such agreement, conduct or combination has an appreciable adverse effect on competition in India. However, the effect of the provisions of the Competition Act on the agreements entered into by us cannot be predicted with certainty at this stage.

**80. *Natural disasters, fires, epidemics, pandemics, acts of war, civil unrest and other events could materially and adversely affect our business.***

Natural disasters (such as typhoons, flooding and earthquakes), epidemics, pandemics such as COVID-19, acts of war, terrorist attacks and other events, many of which are beyond our control, may lead to economic instability, including in India or globally, which may in turn materially and adversely affect our business, financial condition, cash flows and results of operations.

Our operations may be adversely affected by fires, natural disasters and/or severe weather, which can result in damage to our technological infrastructure and generally reduce our productivity and may require us to evacuate personnel and suspend operations. Any terrorist attacks or civil unrest as well as other adverse social, economic and political events in India could have a negative effect on us. Such incidents could also create a greater perception that investment in Indian companies involves a higher degree of risk and could have an adverse effect on our business and the price of the Equity Shares.

A number of countries in Asia, including India, as well as countries in other parts of the world, are susceptible to contagious diseases and, for example, have had confirmed cases of diseases such as the highly pathogenic H7N9, H5N1 and H1N1 strains of influenza in birds and swine and more recently, the COVID-19 virus. Certain countries in Southeast Asia have reported cases of bird-to-human transmission of avian and swine influenza, resulting in numerous human deaths. A worsening of the current outbreak of COVID-19 virus or future outbreaks of COVID-19 virus, avian or swine influenza or a similar contagious disease could adversely affect the Indian economy and economic activity in the region and in turn have a material adverse effect on our business and the trading price of the Equity Shares.

## SECTION III – INTRODUCTION

### THE OFFER

The following table summarizes details of the Offer:

<b>Offer<sup>(1) (2)</sup></b>	85,116,278* Equity Shares aggregating to ₹ 183,000 million
<i>The Offer consists of:</i>	
Fresh Issue <sup>(1)</sup>	38,604,651* Equity Shares aggregating to ₹ 83,000 million
Offer for Sale <sup>(2)</sup>	46,511,627* Equity Shares aggregating to ₹ 100,000 million
<i>Of which:</i>	
<b>A. QIB Portion<sup>(3) (4)</sup></b>	Not less than 63,837,210* Equity Shares
<i>Of which:</i>	
Anchor Investor Portion	38,302,326* Equity Shares
Net QIB Portion	25,534,884* Equity Shares
<i>Of which:</i>	
Available for allocation to mutual funds only (5% of the QIB Portion (excluding Anchor Investor Portion))	1,276,745* Equity Shares
Balance for all QIBs including Mutual Funds	24,258,139* Equity Shares
<b>B. Non-Institutional Portion<sup>(3)</sup></b>	Not more than 12,767,441* Equity Shares
<b>C. Retail Portion<sup>(3)</sup></b>	Not more than 8,511,627* Equity Shares
<b>Pre-Offer and post-Offer Equity Shares</b>	
Equity Shares outstanding prior to the Offer (as on the date of this Prospectus)	609,669,008 Equity Shares
Equity Shares outstanding after the Offer	648,273,659* Equity Shares
<b>Use of proceeds of the Offer</b>	For details, see “ <i>Objects of the Offer</i> ” on page 127 for details regarding the use of proceeds from the Fresh Issue. Our Company will not receive any proceeds from the Offer for Sale.

\* Subject to finalization of the Basis of Allotment

(1) The Fresh Issue has been authorised by a resolution by our Board dated June 14, 2021 and a special resolution of our Shareholders dated July 12, 2021.

(2) The Selling Shareholders have, severally and not jointly, confirmed and approved the inclusion of their respective portions of the Offered Shares in the Offer for Sale as set out below:

S. No.	Selling Shareholder	Aggregate amount of Equity Shares offered (in ₹ million)	Date of Selling Shareholder's Consent Letter*	Date of corporate authorisation/ board resolution
<b>Founder Selling Shareholder</b>				
1.	Mr. Vijay Shekhar Sharma	4,026.5*	July 15, 2021 read with letter dated October 24, 2021	-
<b>Investor Selling Shareholders</b>				
1.	Antfin (Netherlands) Holding B.V.	47,044.3*	July 15, 2021 read with letter dated October 26, 2021	July 11, 2021
2.	Alibaba.com Singapore E-Commerce Private Limited	7,848.2*	July 15, 2021 read with letter dated October 26, 2021	July 12, 2021
3.	Elevation Capital V Limited	640.1*	July 15, 2021 read with letter dated October 25, 2021	June 25, 2021

4.	Elevation Capital V FII Holdings Limited	750.2*	July 15, 2021 read with letter dated October 25, 2021	June 28, 2021
5.	SAIF III Mauritius Company Limited	13,276.5*	July 15, 2021 read with letter dated October 25, 2021	June 28, 2021
6.	SAIF Partners India IV Limited	5,636.3*	July 15, 2021 read with letter dated October 25, 2021	June 25, 2021
7.	SVF Panther (Cayman) Limited	16,890.3*	July 15, 2021 read with letter dated October 25, 2021	July 14, 2021
8.	BH International Holdings	3,017.7*	July 15, 2021 read with letter dated October 25, 2021	July 9, 2021
<b>Other Selling Shareholders</b>				
1.	Mountain Capital Fund, L.P.	316.0*	June 24, 2021	June 24, 2021
2.	RNT Associates Private Limited	9.4*	June 17, 2021	June 17, 2021
3.	DG PTM LP	511.9*	June 17, 2021	June 17, 2021
4.	Mr. Ravi Datla	3.7*	June 15, 2021	-
5.	Mr. Amit Khanna	0.9*	June 18, 2021	-
6.	Mr. Prakhar Srivastava	1.3*	June 17, 2021	-
7.	Mr. Saurabh Sharma	9.2*	June 17, 2021	-
8.	Mr. Manas Bisht	1.3*	June 30, 2021	-
9.	Mr. Sanjay S. Wadhwa	0.2*	June 28, 2021	-
10.	Mr. SasiRaman Venkatesan	1.3*	June 28, 2021	-
11.	Mr. N. Ramkumar	2.5*	June 28, 2021	-
12.	Mr. Abhay Sharma	12.1*	June 21, 2021	-

\* Subject to finalization of the Basis of Allotment.

<sup>(3)</sup> Subject to valid Bids having been received at or above the Offer Price, under-subscription, if any, in any category, except the QIB Portion, was allowed to be met with spill-over from other category or a combination of categories at the discretion of our Board or the IPO Committee, as applicable, in consultation with the JGC-BRLMs, the BRLMs and the Designated Stock Exchange subject to applicable law.

<sup>(4)</sup> Our Company, in consultation with the JGC-BRLMs and the BRLMs, allocated up to 60% of the QIB Portion to Anchor Investors on a discretionary basis in accordance with the SEBI ICDR Regulations. The QIB Portion was accordingly reduced for the Equity Shares allocated to Anchor Investors. One-third of the Anchor Investor Portion was made available for allocation to domestic Mutual Funds only, subject to valid Bids being received from domestic Mutual Funds at or above the Anchor Investor Allocation Price. 5% of the Net QIB Portion was made available for allocation on a proportionate basis to Mutual Funds only, and the remainder of the Net QIB Portion was available for allocation on a proportionate basis to all QIB Bidders (other than Anchor Investors), including Mutual Funds, subject to valid Bids being received at or above the Offer Price. For further details, see “Offer Procedure” on page 491.

Notes:

1. Allocation to all categories, other than Anchor Investors and Retail Individual Bidders, was made on a proportionate basis, subject to valid Bids received at or above the Offer Price. The allocation to each Retail Individual Bidder was not less than the minimum Bid Lot, subject to availability of Equity Shares in the Retail Category and the remaining available Equity Shares, if any, were made available for allocation on a proportionate basis. For details, see “Offer Procedure” and “Terms of the Offer” on pages 491 and 482, respectively.
2. The Offer is being made in compliance with Rule 19(2)(b) of the SCRR.
3. Our Company will not receive any proceeds from the Offer for Sale.

For details, including grounds for rejection of Bids, refer to “Offer Structure” and “Offer Procedure” on pages 488 and 491, respectively. For details of the terms of the Offer, see “Terms of the Offer” on page 482.

## SUMMARY FINANCIAL STATEMENTS

*The summary financial statements presented below should be read in conjunction with “Restated Financial Statements” and “Management’s Discussion and Analysis of Financial Condition and Results of Operations” on pages 269 and 417, respectively. We own 49% equity interest in Paytm Payments Bank and are not categorised as one of its promoters. The financials of Paytm Payments Bank are consolidated as an Associate of our Company, and not as a Subsidiary of our Company.*

*[The remainder of this page has intentionally been left blank]*



**Restated Consolidated Statement of Assets and Liabilities**  
**(Amounts in INR Million, unless otherwise stated)**

	As at June 30, 2021	As at June 30, 2020	As at March 31, 2021	As at March 31, 2020	As at March 31, 2019
<b>ASSETS</b>					
<b>Non-current assets</b>					
Property, plant and equipment	2,907	2,408	2,992	2,616	1,999
Right-of-use-assets	1,577	2,112	1,283	2,674	2,748
Capital work-in-progress	189	119	208	131	513
Goodwill	443	467	467	467	2,930
Other intangible assets	176	186	171	178	734
Intangible assets under development	12	21	28	16	43
Investment in joint ventures	-	613	-	762	460
Investment in associates	2,329	2,556	2,317	2,468	2,002
Financial assets					
Investments	325	2,227	341	2,276	1,051
Loans	715	-	-	-	-
Other financial assets	5,655	21,355	3,871	21,275	2,445
Current tax assets	3,149	5,064	3,016	4,937	4,648
Deferred tax assets	47	34	35	32	30
Other non-current assets	2,909	3,521	2,786	842	1,356
<b>Total Non-Current Assets</b>	<b>20,433</b>	<b>40,683</b>	<b>17,515</b>	<b>38,674</b>	<b>20,959</b>
<b>Current assets</b>					
Financial assets					
Investments	6,230	9,639	1,472	31,894	24,979
Trade receivables	5,349	4,108	4,713	4,932	4,544
Cash and cash equivalents	6,504	6,584	5,468	4,232	3,255
Bank balances other than cash and cash equivalents	18,476	19,109	23,296	1,170	1,358
Loans	727	238	1,611	242	2,764
Other financial assets	25,274	12,865	23,386	8,745	15,672
Other current assets	11,597	9,551	14,052	13,142	14,137
<b>Total Current Assets</b>	<b>74,157</b>	<b>62,094</b>	<b>73,998</b>	<b>64,357</b>	<b>66,709</b>
<b>TOTAL ASSETS</b>	<b>94,590</b>	<b>102,777</b>	<b>91,513</b>	<b>103,031</b>	<b>87,668</b>
<b>EQUITY AND LIABILITIES</b>					
<b>EQUITY</b>					
Share capital	605	604	605	604	575
Instruments entirely equity in nature	-	-	-	-	-
Other equity	62,053	77,701	64,743	80,448	56,674
<b>Equity attributable to owners of the parent</b>	<b>62,658</b>	<b>78,305</b>	<b>65,348</b>	<b>81,052</b>	<b>57,249</b>
Non-controlling interests	(203)	(165)	(186)	(140)	862
<b>Total Equity</b>	<b>62,455</b>	<b>78,140</b>	<b>65,162</b>	<b>80,912</b>	<b>58,111</b>
<b>LIABILITIES</b>					
<b>Non-current liabilities</b>					
Financial liabilities					
Borrowings	-	-	-	-	-
Lease liabilities	618	1,219	427	1,822	2,038
Deferred tax liabilities	5	10	6	11	185
Contract Liabilities	3,876	5,010	4,119	3,423	-
Provisions	267	194	247	203	115
<b>Total Non-Current Liabilities</b>	<b>4,766</b>	<b>6,433</b>	<b>4,799</b>	<b>5,459</b>	<b>2,338</b>
<b>Current liabilities</b>					
Financial liabilities					
Borrowings	4,760	2,534	5,449	2,087	6,962
Lease liabilities	287	357	244	372	323
Trade payables					
(a) Total Outstanding dues of micro and small enterprises	61	48	56	114	113
(b) Total Outstanding dues other than (a) above	5,636	4,814	5,996	6,002	7,247
Others financial liabilities	12,296	7,227	5,153	2,333	7,048
Contract Liabilities	1,724	1,359	1,581	3,181	3,529
Other current liabilities	2,110	1,723	2,643	2,013	1,592
Provisions	495	142	430	558	405
<b>Total Current Liabilities</b>	<b>27,369</b>	<b>18,204</b>	<b>21,552</b>	<b>16,660</b>	<b>27,219</b>
<b>Total Liabilities</b>	<b>32,135</b>	<b>24,637</b>	<b>26,351</b>	<b>22,119</b>	<b>29,557</b>
<b>TOTAL EQUITY AND LIABILITIES</b>	<b>94,590</b>	<b>102,777</b>	<b>91,513</b>	<b>103,031</b>	<b>87,668</b>

**Restated Consolidated Statement of Profit and Loss**  
(Amounts in INR Million, unless otherwise stated)

	For the three months period ended June 30, 2021	For the three months period ended June 30, 2020	For the year ended March 31, 2021	For the year ended March 31, 2020	For the year ended March 31, 2019
<b>Income</b>					
<b>Revenue from operations</b>					
Payment and financial services	6,894	4,298	21,092	19,068	16,955
Commerce and cloud services	2,014	1,214	6,932	11,188	15,365
Other operating revenue	-	-	-	2,552	-
Other income	572	982	3,844	2,599	3,477
<b>Total income#</b>	<b>9,480</b>	<b>6,494</b>	<b>31,868</b>	<b>35,407</b>	<b>35,797</b>
#excluding total income from discontinued operations for the period/year ended June 30, 2021: INR Nil (June 30, 2020: INR Nil; March 31, 2021: INR Nil; March 31, 2020: INR Nil; March 31, 2019 : INR 15)					
<b>Expenses</b>					
Payment processing charges	5,265	3,980	19,168	22,659	22,574
Marketing and promotional expenses	1,377	841	5,325	13,971	34,083
Employee benefits expense	3,507	2,138	11,849	11,193	8,562
Software, cloud and data centre expenses	1,058	746	3,498	3,603	3,096
Depreciation and amortization expense	409	403	1,785	1,745	1,116
Finance costs	97	102	348	485	342
Other expenses	1,410	1,123	5,857	7,726	7,666
<b>Total expenses#</b>	<b>13,123</b>	<b>9,333</b>	<b>47,830</b>	<b>61,382</b>	<b>77,439</b>
#excluding expenses of discontinued operations for the period/year ended June 30, 2021: INR Nil (June 30, 2020: INR Nil; March 31, 2021: INR Nil; March 31, 2020: INR Nil; March 31, 2019 : INR 68)					
<b>Restated loss before share of profit / (loss) of associates / joint ventures, exceptional items and tax</b>	<b>(3,643)</b>	<b>(2,839)</b>	<b>(15,962)</b>	<b>(25,975)</b>	<b>(41,642)</b>
Share of restated profit / (loss) of associates / joint ventures	(121)	34	(740)	(560)	146
<b>Restated loss before exceptional items and tax from continuing operations</b>	<b>(3,764)</b>	<b>(2,805)</b>	<b>(16,702)</b>	<b>(26,535)</b>	<b>(41,496)</b>
Exceptional items	(24)	(80)	(281)	(3,047)	(825)
<b>Restated loss before tax from continuing operations</b>	<b>(3,788)</b>	<b>(2,885)</b>	<b>(16,983)</b>	<b>(29,582)</b>	<b>(42,321)</b>
<b>Income Tax expense</b>					
Current tax	43	(39)	34	16	6
Deferred tax expense/(credit)	(12)	(2)	(7)	(174)	(71)
<b>Total Tax expense</b>	<b>31</b>	<b>(41)</b>	<b>27</b>	<b>(158)</b>	<b>(65)</b>
<b>Restated loss for the period / year from continuing operations</b>	<b>(3,819)</b>	<b>(2,844)</b>	<b>(17,010)</b>	<b>(29,424)</b>	<b>(42,256)</b>
<b>Restated Loss for the period / year from discontinued operations</b>	<b>-</b>	<b>-</b>	<b>-</b>	<b>-</b>	<b>(53)</b>
<b>Restated Loss for the period / year</b>	<b>(3,819)</b>	<b>(2,844)</b>	<b>(17,010)</b>	<b>(29,424)</b>	<b>(42,309)</b>
<b>Restated Total Other Comprehensive Income/ (Loss) for the period / year</b>	<b>53</b>	<b>(37)</b>	<b>(30)</b>	<b>(9)</b>	<b>(46)</b>
<b>Restated Total Comprehensive Income/ (Loss) for the period / year</b>	<b>(3,766)</b>	<b>(2,881)</b>	<b>(17,040)</b>	<b>(29,433)</b>	<b>(42,355)</b>

**Restated Consolidated Statement of Cash Flows**  
**(Amounts in INR Million, unless otherwise stated)**

	For the three months period ended June 30, 2021	For the three months period ended June 30, 2020	For the year ended March 31, 2021	For the year ended March 31, 2020	For the year ended March 31, 2019
<b>Cash flow from operating activities:</b>					
<b>Restated loss before tax from</b>					
Continuing operations	(3,788)	(2,885)	(16,983)	(29,582)	(42,321)
Discontinued operations	-	-	-	-	(53)
Adjustments for					
Depreciation and amortization expense	409	403	1,785	1,745	1,116
Interest income	(455)	(564)	(2,229)	(593)	(646)
Interest Income on unwinding of discount - financial assets measured at amortized cost	(23)	(84)	(218)	(334)	(457)
Interest on borrowing at amortized cost	80	50	216	253	107
Interest and finance charges on lease liabilities	16	48	123	218	217
Gain on lease termination	(3)	(52)	(50)	-	-
Stock acquisition rights (PayPay Corporation)	-	-	(221)	-	-
Trade receivables / advances written off	*	6	67	18	16
Provision for advances	3	9	19	65	18
Loss allowance for financial assets	138	133	428	320	310
(Gain) / loss on sale of investment in associates and subsidiaries	-	(20)	(19)	103	(422)
Liabilities / provision no longer required written back	(2)	(4)	(30)	(51)	(59)
Provision for impairment of investments in associates	-	100	300	100	46
Property, plant and equipment and intangible assets written off	*	1	3	2	223
Impairment of goodwill and Intangibles on acquisition	24	-	-	2,844	1,201
Share based payment expenses	390	105	1,125	1,661	1,546
Provision for employee incentive	24	128	67	467	(98)
Share of restated profit / (loss) of associates / joint ventures	121	(34)	740	560	(146)
Fair value gain on financial instruments measured at FVTPL (net)	(73)	(269)	(899)	(1,353)	(2,189)
Profit on sale of property, plant and equipment (net)	*	(4)	(18)	(12)	(10)
<b>Operating loss before working capital changes</b>	<b>(3,139)</b>	<b>(2,933)</b>	<b>(15,794)</b>	<b>(23,569)</b>	<b>(41,601)</b>
Working capital adjustments:					
Increase/(decrease) in trade payables	(353)	(1,250)	(33)	(1,199)	2,845
Increase/(decrease) in provisions	87	(396)	(85)	212	117
Increase/(decrease) in other current liabilities and contract liabilities	(633)	(525)	(273)	3,496	4,577
Increase/(decrease) in other financial liabilities	7,881	4,792	2,669	(4,771)	4,494
(Increase)/decrease in trade receivables	(774)	689	(67)	(730)	673
(Increase)/decrease in other financial assets	(1,954)	(3,359)	(6,384)	1,588	(5,548)
(Increase)/decrease in other current and non current assets	2,363	990	(2,729)	1,472	(8,481)
<b>Cash generated from / (used in) operations</b>	<b>3,478</b>	<b>(1,992)</b>	<b>(22,696)</b>	<b>(23,501)</b>	<b>(42,924)</b>
Income taxes (net of refunds)	(171)	(111)	1,871	(265)	(1,835)
<b>Net cash inflow / (outflow) from operating activities (A)</b>	<b>3,307</b>	<b>(2,103)</b>	<b>(20,825)</b>	<b>(23,766)</b>	<b>(44,759)</b>
<b>Cash flow from/(used in) investing activities</b>					
Purchase of property, plant and equipment including intangible assets, work-in-progress and capital advances	(401)	(182)	(1,927)	(1,907)	(1,773)
Proceeds from sale of property, plant and equipment	12	5	56	41	24
Proceeds from sale of gaming business	-	-	-	-	339
Acquisition of subsidiaries (net of cash acquired)	-	-	-	-	(14)
Investment in bank deposits	(5,671)	(18,014)	(21,534)	(14,427)	(2,187)
Maturity of bank deposits	8,634	5	10,419	1,128	2,585
Proceeds from repayment of inter corporate loans	879	-	5	2,522	-
Inter corporate loans given	(843)	-	(1,608)	-	(2,742)
Investments in joint ventures and associates	-	(5)	(87)	(1,457)	(593)
Proceeds from sale of non-current investments	-	-	1,036	7	7,504
Proceeds from sale of current investments	22,229	22,389	99,456	73,352	48,294
Payment for purchase of investments	(26,980)	-	(67,468)	(79,603)	(32,963)
Interest received	682	11	950	381	636
<b>Net cash inflow / (outflow) from investing activities (B)</b>	<b>(1,459)</b>	<b>4,209</b>	<b>19,298</b>	<b>(19,963)</b>	<b>19,110</b>
<b>Cash flow from/(used in) financing activities</b>					
Proceeds from issue of shares	15	*	107	50,540	21,893
Share issue expenses	-	-	-	(140)	(24)
Share application money received during the period / year (pending allotment)	2	*	2	*	-
Acquisition of non controlling interests	-	-	(63)	(80)	(369)
Repayment of borrowings on acquisition of subsidiaries	-	-	-	-	(31)
Repayment of term loan	-	(370)	(729)	(606)	-
Repayment of other borrowings	-	-	(6)	-	-
Net change in working capital demand loan	4,322	887	(847)	1,282	-
Interest paid	(96)	(98)	(339)	(470)	(314)
Proceeds from loan	-	-	-	1,364	-
Principal elements of lease payments	(90)	(114)	(346)	(291)	(50)
<b>Net cash inflow / (outflow) from financing activities (C)</b>	<b>4,153</b>	<b>305</b>	<b>(2,221)</b>	<b>51,599</b>	<b>21,105</b>
<b>Net increase/(decrease) in cash and cash equivalents (A+B+C)</b>	<b>6,001</b>	<b>2,411</b>	<b>(3,748)</b>	<b>7,870</b>	<b>(4,544)</b>
Cash and cash equivalent at the beginning of the period / year	454	4,162	4,162	(3,701)	897
Effect of exchange differences on restatement of foreign currency cash and cash equivalents	46	11	40	(7)	(54)
<b>Cash and cash equivalent at the end of the period / year</b>	<b>6,501</b>	<b>6,584</b>	<b>454</b>	<b>4,162</b>	<b>(3,701)</b>

<b>Cash and cash equivalents as per above comprises of following</b>	<b>June 30, 2021</b>	<b>June 30, 2020</b>	<b>March 31, 2021</b>	<b>March 31, 2020</b>	<b>March 31, 2019</b>
Cash and cheque on hand	1	1	1	34	1
Balance with banks					
- On current accounts	1,950	4,407	2,606	4,025	3,041
- Deposits with original maturity of less than 3 months	4,553	2,176	2,861	173	213
<b>Cash and cash equivalents</b>	<b>6,504</b>	<b>6,584</b>	<b>5,468</b>	<b>4,232</b>	<b>3,255</b>
Bank overdraft#	(3)	-	(5,014)	(70)	(6,956)
<b>Cash and cash equivalents for the purpose of restated consolidated statement of cash flows</b>	<b>6,501</b>	<b>6,584</b>	<b>454</b>	<b>4,162</b>	<b>(3,701)</b>

\*Amount below rounding off norms adopted by the Group

#Bank borrowings are generally considered to be financing activities. However, bank overdrafts which are repayable on demand and form an integral part of an entity's cash management are included as a component of cash and cash equivalents.

## GENERAL INFORMATION

Our Company was incorporated as “One 97 Communications Private Limited”, a private limited company under the Companies Act, 1956, at New Delhi, pursuant to a certificate of incorporation dated December 22, 2000 issued by the Assistant Registrar of Companies, National Capital Territory of Delhi and Haryana, at New Delhi. Subsequently, the name of our Company was changed to “One 97 Communications Limited”, pursuant to a fresh certificate of incorporation dated May 12, 2010 issued by the Deputy Registrar of Companies, National Capital Territory of Delhi and Haryana, at New Delhi. For further details in relation to the change in the name and registered office of our Company, see “*History and Certain Corporate Matters*” on page 218.

**Registration Number:** 108985

**Corporate Identity Number:** U72200DL2000PLC108985

### Registered Office

First Floor, Devika Tower  
Nehru Place, New Delhi 110 019  
India

### Corporate Office

B-121, Sector 5, Noida  
Uttar Pradesh 201 301  
India

**Tel:** +91 11 2628 0280

**Website:** www.paytm.com

### Address of the Registrar of Companies

Our Company is registered with the RoC located at the following address:

Registrar of Companies, National Capital Territory of Delhi and Haryana  
4<sup>th</sup> Floor, IFCI Tower  
61, Nehru Place  
New Delhi 110 019, India  
**Telephone:** +91 11 2623 5703

### Board of Directors

Details regarding our Board as on the date of this Prospectus are set forth below:

Name and Designation	DIN	Address
<b>Mr. Vijay Shekhar Sharma</b> <i>Designation:</i> Managing Director and Chief Executive Officer	00466521	S-491, Second Floor, Block-S, Greater Kailash 2, Delhi 110048, India
<b>Mr. Douglas Feagin</b> <i>Designation:</i> Non-Executive Director <sup>(1)</sup>	07868696	10605, Fife Avenue, Vero Beach, Florida 32963, United States of America
<b>Mr. Munish Varma</b> <i>Designation:</i> Non-Executive Director <sup>(2)</sup>	02442753	36, Hamilton Terrace, St. John Wood, London, United Kingdom
<b>Mr. Ravi Chandra Adusumalli</b> <i>Designation:</i> Non-Executive Director <sup>(3)</sup>	00253613	1045, Quarry Mountain Lane Park City, Utah, United States of America
<b>Mr. Mark Schwartz</b> <i>Designation:</i> Independent Director	07634689	453 Harris Road, Bedford Hills, New York 10507, United States of America
<b>Ms. Pallavi Shardul Shroff</b> <i>Designation:</i> Independent Director	00013580	S-270, Greater Kailash Part-II, Delhi – 110048, India
<b>Mr. Ashit Lilani</b> <i>Designation:</i> Independent Director	00766821	3786 Grove Avenue, Palo Alto, California 94303 United States
<b>Mr. Neeraj Arora</b> <i>Designation:</i> Independent Director	07221836	190, Island Dr Palo Alto, California, 94301, United States of America

<sup>(1)</sup> *Nominee of Antfin (Netherlands) Holding B.V.*

<sup>(2)</sup> *Nominee of SVF.*

<sup>(3)</sup> *Nominee of SAIF and Elevation Capital, collectively.*

For further details of our Directors, see “**Our Management**” on page 243.

### **Filing of the Draft Red Herring Prospectus**

A copy of the Draft Red Herring Prospectus has been filed electronically with SEBI at cfddil@sebi.gov.in in accordance with SEBI circular dated March 27, 2020, in relation to “*Easing of Operational Procedure – Division of Issues and Listing –CFD*”; and has been filed with SEBI’s electronic platform at <https://siportal.sebi.gov.in>, in accordance with SEBI circular bearing reference SEBI/HO/CFD/DIL1/CIR/P/2018/011 dated January 19, 2018 and Regulation 25(8) of the SEBI ICDR Regulations.

### **Filing of the Red Herring Prospectus and this Prospectus**

A copy of the Red Herring Prospectus, along with the material contracts and documents required to be filed under Section 32 of the Companies Act was filed with the RoC, and a copy of this Prospectus to be filed under Section 26 of the Companies Act shall be filed with the RoC at its office (address of RoC mentioned above).

### **Company Secretary and Compliance Officer**

Mr. Amit Khera is our Company Secretary and Compliance Officer. His contact details are as follows:

#### **Mr. Amit Khera**

First Floor, Devika Tower  
Nehru Place, New Delhi 110 019  
India  
**Tel:** +91 120 4770770  
**E-mail:** compliance.officer@paytm.com

### **Investor Grievances**

**Investors may contact the Company Secretary and Compliance Officer or the Registrar to the Offer in case of any pre-Offer or post-Offer related grievances including non-receipt of letters of Allotment, non-credit of Allotted Equity Shares in the respective beneficiary account, non-receipt of refund orders or non-receipt of funds by electronic mode, etc. For all Offer related queries and for redressal of complaints, investors may also write to the JGC-BRLMs and the BRLMs.**

All Offer-related grievances, other than of Anchor Investors, may be addressed to the Registrar to the Offer with a copy to the relevant Designated Intermediary(ies) with whom the Bid cum Application Form was submitted, giving full details such as name of the sole or First Bidder, Bid cum Application Form number, Bidder’s DP ID, Client ID, PAN, address of Bidder, number of Equity Shares applied for, ASBA Account number in which the amount equivalent to the Bid Amount was blocked or the UPI ID (for Retail Individual Bidders who make the payment of Bid Amount through the UPI Mechanism), date of Bid cum Application Form and the name and address of the relevant Designated Intermediary(ies) where the Bid was submitted. Further, the Bidder shall enclose the Acknowledgment Slip or the application number from the Designated Intermediary(ies) in addition to the documents or information mentioned hereinabove. All grievances relating to Bids submitted through Registered Brokers may be addressed to the Stock Exchanges with a copy to the Registrar to the Offer.

All Offer-related grievances of the Anchor Investors may be addressed to the Registrar to the Offer, giving full details such as the name of the sole or First Bidder, Anchor Investor Application Form number, Bidders’ DP ID, Client ID, PAN, date of the Anchor Investor Application Form, address of the Bidder, number of the Equity Shares applied for, Bid Amount paid on submission of the Anchor Investor Application Form and the name and address of the JGC-BRLMs and the BRLMs where the Anchor Investor Application Form was submitted by the Anchor Investor.

### **Book Running Lead Managers**

#### **JGC-BRLMs**

#### **Morgan Stanley India Company Private Limited**

18<sup>th</sup> Floor, Tower 2, One World Center  
Plot- 841, Jupiter Textile Mill Compound  
Senapati Bapat Marg, Lower Parel  
Mumbai 400 013, Maharashtra  
**Tel:** +91 22 6118 1770

**E-mail:** one97\_ipo@morganstanley.com  
**Website:** www.morganstanley.com  
**Investor grievance e-mail:** investors\_india@morganstanley.com  
**Contact person:** Nikita Giria

**Goldman Sachs (India) Securities Private Limited**

951-A, Rational House, Appasaheb Marathe Marg,  
Prabhadevi, Mumbai 400 025, Maharashtra, India  
**Tel:** +91 22 6616 9000  
**E-mail:** paytmipo@gs.com  
**Website:** www.goldmansachs.com  
**Investor grievance e-mail:** india-client-support@gs.com  
**Contact person:** Chirag Jasani

**Axis Capital Limited**

1<sup>st</sup> Floor, Axis House  
C-2, Wadia International Centre  
P.B. Marg, Worli  
Mumbai 400 025  
Maharashtra, India  
**Tel:** + 91 22 4325 2183  
**E-mail:** one97cl.ipo@axiscap.in  
**Website:** www.axiscapital.co.in  
**Investor grievance e-mail:** complaints@axiscap.in  
**Contact person:** Pavan Naik

**BRLMs**

<p><b>ICICI Securities Limited</b>  ICICI Venture House, Appasaheb Marathe Marg,  Prabhadevi, Mumbai - 400025, Maharashtra, India  <b>Tel:</b> +91 22 6807 7100  <b>E-mail:</b> paytm.ipo@icicisecurities.com  <b>Website:</b> www.icicisecurities.com  <b>Investor grievance e-mail:</b>  customercare@icicisecurities.com  <b>Contact person:</b> Shekher Asnani/Kristina Dias</p>	<p><b>J.P. Morgan India Private Limited</b>  J.P. Morgan Tower, Off CST Road Kalina,  Santacruz East, Mumbai 400 098, Maharashtra, India  <b>Tel:</b> +91 22 6157 3000  <b>E-mail:</b> PAYTM_IPO@jpmorgan.com  <b>Website:</b> www.jpmypl.com  <b>Investor grievance e-mail:</b>  investorsmb.jpmypl@jpmorgan.com  <b>Contact person:</b> Saarthak K Soni</p>
<p><b>Citigroup Global Markets India Private Limited</b>  1202, 12<sup>th</sup> Floor,  First International Financial Centre  G-Block, C54 &amp; 55,  Bandra Kurla Complex, Bandra (East)  Mumbai 400 098, Maharashtra, India  <b>Tel:</b> +91 22 6175 9999  <b>E-mail:</b> paytmipo@citi.com  <b>Website:</b>  www.online.citibank.co.in/rhtm/citigroupglobalscreen  1.htm  <b>Investor grievance e-mail:</b> investors.cgmib@citi.com  <b>Contact person:</b> Karan Singh Hundal</p>	<p><b>HDFC Bank Limited</b>  Investment Banking Group  Unit No. 401 &amp; 402, 4th Floor  Tower B, Peninsula Business  Park, Lower Parel  Mumbai 400 013, Maharashtra, India  <b>Tel:</b> +91 22 3395 8233  <b>E-mail:</b> paytm.ipo@hdfcbank.com  <b>Website:</b> www.hdfcbank.com  <b>Investor grievance e-mail:</b>  investor.redressal@hdfcbank.com  <b>Contact person:</b> Ravi Sharma / Harsh Thakkar</p>

The responsibilities and coordination by the JGC-BRLMs and BRLMs for various activities in this Offer are as follows:

Sr. No.	Activity	Responsibility	Co-ordination
1.	Capital structuring, due diligence of the Company including its operations/management/business plans/legal etc. Drafting and design of the non-business sections of Draft Red Herring Prospectus, Red Herring Prospectus, Prospectus, abridged prospectus and application form. The JGC-BRLMs and BRLMs shall ensure compliance with stipulated requirements and completion of prescribed formalities with the Stock Exchanges, RoC and SEBI including finalization of Prospectus and RoC filing	JGC-BRLMs and BRLMs	Axis

2.	Positioning Strategy, drafting of business section, industry section and MD&A of the Draft Red Herring Prospectus, Red Herring Prospectus, Prospectus	JGC-BRLMs and BRLMs	Morgan Stanley
3.	Drafting and approval of statutory advertisements	JGC-BRLMs and BRLMs	Axis
4.	Drafting and approval of all publicity material other than statutory advertisement as mentioned above including corporate advertising, brochure, etc. and filing of media compliance report.	JGC-BRLMs and BRLMs	J.P. Morgan
5.	Appointment of intermediaries viz., Registrar's, Printers, Advertising Agency, Syndicate, Sponsor Bank, Bankers to the Offer and other intermediaries, including coordination of all agreements to be entered into with such intermediaries.	JGC-BRLMs and BRLMs	Axis
6.	Finalizing various agreements including issue agreement, underwriting agreement, offering, syndicate, escrow and other agreements	JGC-BRLMs and BRLMs	Axis
7.	Preparation of road show marketing presentation and frequently asked questions	JGC-BRLMs and BRLMs	Morgan Stanley
8.	International Institutional marketing of the Offer, which will cover, inter alia: <ul style="list-style-type: none"> <li>● Institutional marketing strategy;</li> <li>● Finalizing the list and division of international investors for one-to-one meetings; and</li> <li>● Finalizing international road show and investor meeting schedule</li> </ul>	JGC-BRLMs and BRLMs	Morgan Stanley, Goldman Sachs
9.	Domestic Institutional marketing of the Offer, which will cover, inter alia: <ul style="list-style-type: none"> <li>● Institutional marketing strategy;</li> <li>● Finalizing the list and division of international investors for one-to-one meetings; and</li> <li>● Finalizing domestic road show and investor meeting schedule</li> </ul>	JGC-BRLMs and BRLMs	Axis
10.	Retail and Non-Institutional marketing of the Offer, which will cover, inter alia: <ul style="list-style-type: none"> <li>● Formulating marketing strategies, preparation of publicity budget;</li> <li>● Finalizing media, marketing and public relations strategy;</li> <li>● Finalizing centres for holding conferences for brokers, etc.;</li> <li>● Finalizing collection centres; and</li> <li>● Deciding on the quantum of the offer material and follow-up on distribution of publicity and offer material</li> </ul>	JGC-BRLMs and BRLMs	Axis, I-Sec
11.	Managing the book and finalization of pricing in consultation with the Company and the Investor Selling Shareholders.	JGC-BRLMs and BRLMs	Morgan Stanley
12.	Coordination with Stock-Exchanges for book building software, bidding terminals, mock trading, payment of 1% security deposit and release of the security deposit post closure of the issue, anchor co-ordination and intimation of anchor allocation.	JGC-BRLMs and BRLMs	J.P. Morgan
13.	Post-Issue activities, which shall involve essential follow-up with Bankers to the Offer and SCSBs to get quick estimates of collection and advising our Company about the closure of the Issue, based on correct figures, finalization of the basis of allotment or weeding out of multiple applications, listing of instruments, dispatch of certificates or demat credit and refunds, payment of STT on behalf of the Selling Shareholder and coordination with various agencies connected with the post-Issue activity such as Registrar to the Offer, Bankers to the Offer, SCSBs including responsibility for underwriting arrangements, as applicable. Co-ordination with SEBI and Stock Exchanges for refund of 1% security deposit and submission of all post Offer reports including the final post Offer report to SEBI	JGC-BRLMs and BRLMs	I-Sec

## Syndicate Member

### HDFC Securities Limited

I Think Techno Campus Building-B,  
“Alpha”, Office 8, opp. Crompton Greaves,  
Near Kanjurmarg station,  
Kanjurmarg (East), Mumbai - 400 042  
Maharashtra, India

**Tel:** +91 22 3075 3400  
**Contact Person:** Sharmila Kambil  
**Email:** sharmila.kambil@hdfcsec.com  
**SEBI Registration Number:** INZ000186937

**Legal Counsel to the Company as to Indian Law**

**Shardul Amarchand Mangaldas & Co**  
Amarchand Towers  
216, Okhla Industrial Estate Phase III  
New Delhi 110 020, India  
**Tel:** +91 11 4159 0700

**Legal Counsel to the Book Running Lead Managers as to Indian Law**

**Khaitan & Co**  
One World Centre  
10<sup>th</sup> and 13<sup>th</sup> Floors, Tower 1C  
841, Senapati Bapat Marg  
Mumbai 400 013  
Maharashtra, India  
**Tel:** +91 22 6636 5000

**International Legal Counsel to the Company**

**Latham & Watkins LLP**  
9 Raffles Place  
#42-02 Republic Plaza  
Singapore 048619  
**Tel:** +65 6536 1161

**International Legal Counsel to the Book Running Lead Managers**

**Shearman & Sterling LLP**  
21st Floor, Gloucester Tower,  
The Landmark,  
15 Queen's Road Central,  
Hong Kong  
**Tel:** +852 2978 8000

**Indian Legal counsel to Alibaba.com Singapore E-Commerce Private Limited**

**Trilegal**  
311 B  
DLF South Court, Saket  
New Delhi – 110017  
**Tel:** +91 11 4163 9393

**Indian Legal counsel to Antfin (Netherlands) Holding B.V.**

**Trilegal**  
Peninsula Business Park, 17th Floor, Tower B  
Ganpat Rao Kadam Marg, Lower Parel (West)  
Mumbai - 400 013  
Maharashtra, India  
**Tel:** +91 22 4079 1000

**Indian Legal counsel to BH International Holdings**

**Algo Legal**  
8th Floor, SN Towers  
25/2, Mahatma Gandhi Rd  
Craig Park Layout, Ashok Nagar



Bengaluru, Karnataka 560001  
**Tel:** 080 4566 6555

**Indian Legal Counsel to the Other Selling Shareholders**

**J. Sagar Associates**

Sandstone Crest  
Opposite Park Plaza Hotel  
Sushant Lok –1  
Sector 43, Gurugram 122 009  
**Tel:** +91 124 4390 600

**Legal Counsel to SAIF and Elevation Capital as to Indian Law**

**IndusLaw**

2nd Floor, Block D  
The MIRA, Mathura Road  
New Delhi 110 065  
**Tel:** +91 11 4782 1000

**International Legal Counsel to SVF Panther (Cayman) Limited**

**Morrison & Foerster LLP**

The Scalpel, 52 Lime Street,  
London, United Kingdom EC3M 7AF  
**Tel:** +44 (0)20 7920 4000

**Indian Legal Counsel to SVF Panther (Cayman) Limited**

**Cyril Amarchand Mangaldas**

5th floor, Peninsula Chambers  
Peninsula Corporate Park  
Ganpatrao Kadam Marg, Lower Parel  
Mumbai 400 013  
**Tel:** +91 22 2496 4455

**Registrar to the Offer**

**Link Intime India Private Limited**

C-101, 247 Park  
L.B.S. Marg, Vikhroli (West)  
Mumbai 400 083, Maharashtra  
**Tel:** +91 022 4918 6200  
**E-mail:** paytm.ipo@linkintime.co.in  
**Investor Grievance E-mail:** paytm.ipo@linkintime.co.in  
**Website:** www.linkintime.co.in  
**Contact Person:** Shanti Gopalkrishnan  
**SEBI Registration No.:** INR000004058

**Bankers to the Offer**

**Escrow Collection Bank, Public Offer Account Bank, Refund Bank, Sponsor Bank and the Monitoring Agency**

**Axis Bank Limited**

B-2 & B-3, Sector 16,  
Noida – 201301, Uttar Pradesh,  
India  
**Tel:** +91-9582800221, +91-9582800222, +91-9718544881 and +91-8687753849  
**Contact Person:** Somnath Sharma, Sumita Moorjani, Abhishek Gupta and Vivek Yadav  
**Website:** www.axisbank.com  
**SEBI Registration Number:** INB100000017  
**Email:** noida.branchhead@axisbank.com, noida.operationshead@axisbank.com,  
abhishek13.gupta@axisbank.com and vivek7.yadav@axisbank.com

## **Statutory Auditors to our Company**

### **Price Waterhouse Chartered Accountants LLP**

Building 8, 8<sup>th</sup> Floor  
Tower B, DLF Cyber City  
Gurgaon 122 002  
Haryana, India

**Telephone:** +91 124 462 0000

**E-mail:** amitesh.dutta@pwc.com

**ICAI Firm Registration Number:** 012754N/N500016

**Peer Review Number:** 012639

## **Changes in Auditors**

There have been no changes in the statutory auditors of our Company during the three years immediately preceding the date of this Prospectus.

## **Bankers to our Company**

### **Citi Bank N.A.**

9<sup>th</sup> Floor, DLF Square Building  
Jacaranda Marg, DLF Phase 2  
Gurgaon 122002, Haryana

**Tel:** +91 124 497 7622

**Contact person:** Ravi Sattavan

**E-mail:** ravi.sattavan@citi.com

**Website:** www.citibank.co.in

### **ICICI Bank Limited**

K-1, Senior Mall Sec 18  
Noida 201301, Uttar Pradesh

**Tel:** +91 7042297911

**Contact person:** Amulpreet Singh

**E-mail:** amulpreet.singh@icicibank.com

**Website:** www.icicibank.com

### **Paytm Payments Bank Limited**

Paytm Payments Bank Ltd  
6<sup>th</sup> Floor, V J Tower, Sector 125  
Noida, Uttar Pradesh 201303

**Tel:** +0120 4818901

**Contact person:** Bhagyesh Vyas (Operations)

**E-mail:** Bhagyesh1.vyas@paytmbank.com

**Website:** www.paytmbank.com

### **Axis Bank Limited**

B-2 & B-3, Sector 16,  
Noida – 201301, Uttar Pradesh

**Tel:** +91-9582800221, +91-9582800222, +91-9718544881 and +91-8687753849

**Contact Person:** Somnath Sharma, Sumita Moorjani, Abhishek Gupta and Vivek Yadav

**SEBI Registration Number:** INB100000017

**Email:** noida.branchhead@axisbank.com, noida.operationshead@axisbank.com,  
abhishek13.gupta@axisbank.com and vivek7.yadav@axisbank.com

**Website:** www.axisbank.com

## **Designated Intermediaries**

### **Self Certified Syndicate Banks**

The list of SCSBs is available at <https://www.sebi.gov.in/sebiweb/other/OtherAction.do?doRecognised=yes> on the SEBI website, or at such other website as may be prescribed by SEBI from time to time. A list of the Designated Branches of the SCSBs with which a Bidder (other than an Anchor Investor and RIB using the UPI Mechanism), not bidding through Syndicate/Sub Syndicate or through a Registered Broker, RTA or CDP may submit the Bid cum

Application Forms is available at <https://www.sebi.gov.in/sebiweb/other/OtherAction.do?doRecognisedFpi=yes&intmId=34> on the SEBI website, and at such other websites as may be prescribed by SEBI from time to time.

### **SCSBs enabled for UPI Mechanism**

In accordance with SEBI Circular No. SEBI/HO/CFD/DIL2/CIR/P/2019/76 dated June 28, 2019 and SEBI Circular No. SEBI/HO/CFD/DIL2/CIR/P/2019/85 dated July 26, 2019, Retail Individual Bidders Bidding using the UPI Mechanism may apply through the SCSBs and mobile applications whose names appears on the website of the SEBI (<https://www.sebi.gov.in/sebiweb/other/OtherAction.do?doRecognisedFpi=yes&intmId=40> and <https://www.sebi.gov.in/sebiweb/other/OtherAction.do?doRecognisedFpi=yes&intmId=43>) which may be updated from time to time. A list of SCSBs and mobile applications, which are live for applying in public issues using UPI mechanism is provided as 'Annexure A' for the SEBI circular number SEBI/HO/CFD/DIL2/CIR/P/2019/85 dated July 26, 2019.

### **Syndicate SCSB Branches**

In relation to Bids (other than Bids by Anchor Investors) submitted to a member of the Syndicate, the list of branches of the SCSBs at the Specified Locations named by the respective SCSBs to receive deposits of Bid cum Application Forms from the members of the Syndicate is available on the website of the SEBI <https://www.sebi.gov.in/sebiweb/other/OtherAction.do?doRecognised=yes> and updated from time to time or any such other website as may be prescribed by SEBI from time to time. For more information on such branches collecting Bid cum Application Forms from the Syndicate at Specified Locations, see the website of the SEBI [www.sebi.gov.in/sebiweb/other/OtherAction.do?doRecognisedFpi=yes&intmId=35](https://www.sebi.gov.in/sebiweb/other/OtherAction.do?doRecognisedFpi=yes&intmId=35) as updated from time to time or any such other website as may be prescribed by SEBI from time to time.

### **Broker Centres/ Designated CDP Locations/ Designated RTA Locations**

In accordance with SEBI Circular No. CIR/CFD/14/2012 dated October 4, 2012 and CIR/CFD/POLICYCELL/11/2015 dated November 10, 2015, Bidders (other than Anchor Investors and RIBs using the UPI Mechanism) can submit Bid cum Application Forms with the Registered Brokers at the Broker Centres, CDPs at the Designated CDP Locations or the RTAs at the Designated RTA Locations, respective lists of which, including details such as address and telephone number, are available at the websites of the Stock Exchanges at [www.bseindia.com](http://www.bseindia.com) and [www.nseindia.com](http://www.nseindia.com) and at the website of SEBI at <https://www.sebi.gov.in/sebiweb/other/OtherAction.do?doRecognisedFpi=yes&intmId=35>. The list comprising the details of branches of the SCSBs at the Broker Centres, named by the respective SCSBs to receive deposits of the Bid cum Application Forms from the Registered Brokers will be available on the website of the SEBI at <https://www.sebi.gov.in/sebiweb/other/OtherAction.do?doRecognisedFpi=yes&intmId=35> and updated from time to time.

### **Grading of the Offer**

No credit agency registered with SEBI has been appointed for grading for the Offer.

### **Monitoring Agency**

Our Company has appointed Axis Bank Limited as the monitoring agency in accordance with Regulation 41 of the SEBI ICDR Regulations.

### **Expert**

Except as stated below, our Company has not obtained any expert opinions:

Our Company has received written consent dated November 11, 2021 from Price Waterhouse Chartered Accountants LLP, to include their name as required under section 26(5) of the Companies Act, 2013 read with SEBI ICDR Regulations, in this Prospectus and as an "expert" as defined under section 2(38) of the Companies Act, 2013 to the extent and in their capacity as our Statutory Auditors, and in respect of their examination report, dated October 24, 2021 on our Restated Financial Statements in this Prospectus and such consent has not been withdrawn as on the date of this Prospectus. However, the term "expert" and the consent thereof shall not be construed to mean an "expert" or consent within the meaning as defined under the U.S. Securities Act, as amended.

### **Appraising Entity**

None of the objects for which the Net Proceeds will be utilised have been appraised by any agency.

## Credit Rating

As the Offer is of Equity Shares, credit rating is not required.

## Debenture trustees

As the Offer is of Equity Shares, the appointment of debenture trustees is not required.

## Book Building Process

Book building, in the context of the Offer, refers to the process of collection of Bids from Bidders on the basis of the Red Herring Prospectus, the Bid cum Application Forms and the Revision Forms within the Price Band which was decided by our Board and the Investor Selling Shareholders, in consultation with the JGC-BRLMs and the BRLMs, and the minimum Bid lot, which was decided by our Board and the Investor Selling Shareholders in consultation with the JGC-BRLMs and the BRLMs, and advertised in all the editions of Financial Express, a widely circulated English national daily newspaper and all editions of Jansatta (a widely circulated Hindi national daily newspaper, Hindi also being the regional language of New Delhi, where our Registered Office is located), at least two Working Days prior to the Bid/Offer Opening Date and was made available to the Stock Exchanges for the purposes of uploading on their respective websites. The Offer Price was determined by our Board and the Investor Selling Shareholders, in consultation with the JGC-BRLMs and BRLMs, after the Bid/Offer Closing Date.

**All Investors (other than Anchor Investors) were mandatorily required to participate in this Offer only through the ASBA process by providing the details of their respective ASBA Account in which the corresponding Bid Amount will be blocked by the SCSBs. Anchor Investors were not permitted to participate in the Offer through the ASBA process.**

**In terms of the SEBI ICDR Regulations, QIBs and Non-Institutional Investors were not permitted to withdraw their Bid(s) or lower the size of their Bid(s) (in terms of quantity of Equity Shares or the Bid Amount) at any stage. Retail Individual Bidders could revise their Bid(s) during the Bid/Offer Period and withdraw their Bid(s) until Bid/Offer Closing Date. Anchor Investors were not allowed to revise and withdraw their Bids after the Anchor Investor Bid/ Offer Period. Except Allocation to Retail Individual Bidders and the Anchor Investors, Allocation in the Offer will be on a proportionate basis.** For further details on method and process of Bidding, see “Offer Procedure” and “Offer Structure” on page 491 and 488, respectively.

**The Book Building Process under the SEBI ICDR Regulations and the Bidding Process are subject to change.**

Investors should note the Offer is also subject to (i) final approval of the ROC after the Prospectus is filed with the ROC and (ii) obtaining final listing and trading approvals of the Stock Exchanges, which our Company shall apply for after Allotment within six Working Days of the Bid/Offer Closing Date or such other time period as prescribed under applicable law.

## Details of price discovery and allocation

For details on price discovery and allocation, see “Offer Procedure” on page 491.

## Underwriting Agreement

Our Company and the Selling Shareholders have entered into the Underwriting Agreement with the Underwriters for the Equity Shares offered through the Offer. The extent of underwriting obligations and the Bids underwritten by each BRLM are as per the Underwriting Agreement. Pursuant to the terms of the Underwriting Agreement, the obligations of the Underwriters are several and re subject to certain conditions to closing, as specified therein.

The Underwriting Agreement is dated November 11, 2021. The Underwriters have indicated their intention to underwrite the following number of Equity Shares:

Name, address, telephone number and e-mail address of the Underwriters	Indicative number of Equity Shares to be Underwritten	Amount Underwritten (₹ in million)
<b>Morgan Stanley India Company Private Limited</b> 18th Floor, Tower 2, One World Center Plot - 841, Jupiter Textile Mill Compound Senapati Bapat Marg, Lower Parel Mumbai 400 013, Maharashtra, India Tel: +91 22 6118 1000 E-mail: one97_ipo@morganstanley.com	3,039,867	6,535.7

Name, address, telephone number and e-mail address of the Underwriters	Indicative number of Equity Shares to be Underwritten	Amount Underwritten (₹ in million)
<b>Goldman Sachs (India) Securities Private Limited</b> 951-A, Rational House, Appasaheb Marathe Marg Prabhadevi, Mumbai 400 025 Maharashtra, India <b>Tel:</b> +91 22 6616 9000 <b>E-mail:</b> paytmipo@gs.com	3,039,867	6,535.7
<b>Axis Capital Limited</b> 1st Floor, Axis House C-2, Wadia International Centre P.B. Marg, Worli Mumbai 400 025, Maharashtra, India <b>Tel:</b> + 91 22 4325 2183 <b>E-mail:</b> one97cl.ipo@axiscap.in	3,039,867	6,535.7
<b>ICICI Securities Limited</b> ICICI Venture House, Appasaheb Marathe Marg Prabhadevi Mumbai – 400025, Maharashtra, India <b>Tel:</b> +91 22 6807 7100 <b>E-mail:</b> paytm.ipo@icicisecurities.com	3,039,867	6,535.7
<b>J.P. Morgan India Private Limited</b> J.P. Morgan Tower, Off CST Road Kalina, Santacruz East Mumbai 400 098, Maharashtra <b>Tel:</b> +91 22 6157 3000 <b>E-mail:</b> PAYTM_IPO@jpmorgan.com	3,039,867	6,535.7
<b>Citigroup Global Markets India Private Limited</b> 1202, 12th Floor, First International Financial Centre G-Block, C54 & 55 Bandra Kurla Complex, Bandra (East) Mumbai 400 098, Maharashtra, India <b>Tel:</b> +91 22 6175 9999 <b>E-mail:</b> paytmipo@citi.com	3,039,867	6,535.7
<b>HDFC Bank Limited</b> Investment Banking Group Unit No. 401 & 402, 4th Floor Tower B, Peninsula Business Park, Lower Parel Mumbai 400 013, Maharashtra, India <b>Tel:</b> +91 22 3395 8233 <b>E-mail:</b> paytm.ipo@hdfcbank.com	3,039,766	6,535.5
<b>HDFC Securities Limited</b> I Think Techno Campus Building-B, “Alpha”, Office 8, opp. Crompton Greaves Near Kanjurmarg station Kanjurmarg (East), Mumbai - 400 042 Maharashtra, India <b>Tel:</b> +91 22 3075 3400 <b>E-mail:</b> sharmila.kambil@hdfcsec.com	100	0.2
<b>Total</b>	<b>21,279,068</b>	<b>45,750.0</b>

The abovementioned amounts are provided for indicative purposes only and would be finalised after the finalisation of the Basis of Allotment and actual allocation and subject to the provisions of Regulation 40(2) of the SEBI ICDR Regulations.

In the opinion of our Board (based on representations made to our Company by the Underwriters), the resources of the Underwriters are sufficient to enable them to discharge their respective underwriting obligations in full. The Underwriters are registered with the SEBI under Section 12(1) of the SEBI Act or registered as brokers with the Stock Exchange(s).

Allocation amongst the Underwriters may not necessarily be in proportion to their underwriting commitments set forth in the table above. Notwithstanding the above table, the Underwriters shall be severally responsible for ensuring payment with respect to Equity Shares allocated to Investors procured by them in accordance with the Underwriting Agreement.

## CAPITAL STRUCTURE

The equity share capital of our Company, as of the date of this Prospectus, is set forth below:

Particulars	Aggregate nominal value	Aggregate value at Offer Price
<b>A) AUTHORIZED SHARE CAPITAL<sup>(1)</sup></b>		
1,041,066,000 Equity Shares of face value of ₹ 1 each	1,041,066,000	-
<b>B) ISSUED, SUBSCRIBED AND PAID-UP SHARE CAPITAL BEFORE THE OFFER</b>		
609,669,008 Equity Shares of face value of ₹ 1 each	609,669,008	-
<b>C) OFFER IN TERMS OF THIS PROSPECTUS</b>		
Offer of 85,116,278* Equity Shares of face value of ₹ 1 each aggregating to ₹ 183,000 million <sup>(2)</sup> :	85,116,278	182,999,997,700
<i>Of which</i>		
(i) Fresh Issue of 38,604,651* Equity Shares of face value of ₹ 1 each <sup>(2)</sup>	38,604,651	82,999,999,650
(ii) Offer for Sale of 46,511,627* Equity Shares of face value of ₹ 1 each <sup>(3)</sup>	46,511,627	99,999,998,050
<b>D) ISSUED, SUBSCRIBED AND PAID-UP SHARE CAPITAL AFTER THE OFFER</b>		
648,273,659* Equity Shares of face value of ₹ 1 each	648,273,659	-
<b>E) SECURITIES PREMIUM ACCOUNT (in ₹ million)</b>		
Before the Offer (as on the date of this Prospectus)		191,331
After the Offer		274,292

\* Subject to finalization of the Basis of Allotment

- (1) For details in relation to changes in the authorized share capital of our Company, see “History and Certain Corporate Matters – Amendments to the Memorandum of Association” on page 219.
- (2) The Offer has been authorized by our Board pursuant to a resolution passed at its meeting held on June 14, 2021 and the Shareholders pursuant to a resolution passed at their meeting held on July 12, 2021.
- (3) The Selling Shareholders have, severally and not jointly, confirmed and authorized their respective participation in the Offer for Sale. For further information, see “The Offer” and “Other Regulatory and Statutory Disclosures” on pages 86 and 462, respectively.

### Notes to Capital Structure

#### 1. Share Capital History

The following table sets forth the history of the equity share capital of our Company.

Date of allotment	Reason / Nature of allotment	No. of equity shares allotted	Face value per equity share (₹)	Issue price per equity share (₹)	Nature of consideration
December 28, 2000	Subscription to the Memorandum of Association <sup>(1)</sup>	20	10	10	Cash
December 11, 2002	Further issue <sup>(2)^</sup>	9,980	10	10	Cash
March 31, 2004	Further issue <sup>(3)^</sup>	990,000	10	10	Cash
September 26, 2005	Scheme of amalgamation <sup>(4)^</sup>	878,980	10	10	Other than cash
November 30, 2005	Bonus issue in the ratio of 18:5 <sup>(5)</sup>	6,764,328	10	N.A.	N.A.
February 15, 2006	Further issue <sup>(6)^</sup>	1,500,000	10	75	Cash
March 13, 2007	Bonus issue in the ratio of 605:200 <sup>(7)^</sup>	3,353,000	10	N.A.	N.A.
March 29, 2007	Further issue <sup>(8)^</sup>	4,948,106	10	47.85	Cash
March 30, 2007	Further issue <sup>(9)^</sup>	449,828	10	47.80	Cash
June 30, 2008	Conversion of 1,006,348 compulsorily convertible preference shares of face value of ₹10 each into 2,012,696 equity shares of ₹10 each in the ratio of 1:2 <sup>(10)</sup>				Cash
October 3, 2008	Further issue <sup>(11)^</sup>	1,925,571	10	10	Cash
April 7, 2010	Exercise of stock options <sup>(12)</sup>	2,106	10	10	Cash
		601	10	49	Cash
October 14, 2010	Conversion of 2,758,621 preference shares of face value of ₹174 each into 2,758,621 equity shares of ₹10 each in the ratio of 1:1 <sup>(13)</sup>				Cash

Date of allotment	Reason / Nature of allotment	No. of equity shares allotted	Face value per equity share (₹)	Issue price per equity share (₹)	Nature of consideration
September 12, 2011	Exercise of stock options <sup>(14)</sup>	5,858	10	10	Cash
	Exercise of stock options <sup>(15)</sup>	1,920	10	49	Cash
	Further issue <sup>(16)</sup>	1,002,669	10	433.75	Cash
March 30, 2012	Exercise of stock options <sup>(17)</sup>	1,050	10	180	Cash
	Exercise of stock options <sup>(18)</sup>	3,578	10	49	Cash
	Exercise of stock options <sup>(19)</sup>	2,353	10	10	Cash
November 2, 2012	Exercise of stock options <sup>(20)</sup>	2,000	10	180	Cash
	Exercise of stock options <sup>(21)</sup>	4,818	10	10	Cash
July 26, 2013	Exercise of stock options <sup>(22)</sup>	2,067	10	10	Cash
January 31, 2014	Exercise of stock options <sup>(23)</sup>	964	10	10	Cash
January 10, 2015	Preferential allotment <sup>(24)</sup>	473,094	10	1,316.86	Cash
February 10, 2015	Preferential allotment <sup>(25)</sup>	3,075,113	10	1,303.12	Cash
March 21, 2015	Exercise of stock options <sup>(26)</sup>	60,834	10	180	Cash
March 31, 2015	Preferential allotment <sup>(27)</sup>	7,500	10	1,332	Cash
April 24, 2015	Exercise of stock options <sup>(28)</sup>	29,861	10	180	Cash
April 30, 2015	Preferential allotment <sup>(29)</sup>	6,389,273	10	1,336.63	Cash
June 10, 2015	Exercise of stock options <sup>(30)</sup>	10,000	10	180	Cash
July 24, 2015	Exercise of stock options <sup>(31)</sup>	6,350	10	90	Cash
	Exercise of stock options <sup>(32)</sup>	871	10	49	Cash
October 9, 2015	Exercise of stock options <sup>(33)</sup>	6,000	10	90	Cash
	Exercise of stock options <sup>(34)</sup>	11,036	10	10	Cash
	Exercise of stock options <sup>(35)</sup>	1,500	10	180	Cash
October 21, 2015	Preferential allotment <sup>(36)</sup>	3,943,494	10	3,289.22	Cash
November 3, 2015	Preferential allotment <sup>(37)</sup>	5,520,892	10	3,317.36	Cash
January 30, 2016	Exercise of stock options <sup>(38)</sup>	19,600	10	180	Cash
	Exercise of stock options <sup>(39)</sup>	47,300	10	90	Cash
	Exercise of stock options <sup>(40)</sup>	9,000	10	10	Cash
April 19, 2016	Exercise of stock options <sup>(41)</sup>	2,365	10	49	Cash
July 29, 2016	Preferential allotment <sup>(42)</sup>	5,000	10	3,300	Cash
September 12, 2016	Preferential allotment <sup>(43)</sup>	606,668	10	6,563.31	Cash
September 30, 2016	Preferential allotment <sup>(44)</sup>	2,500	10	3,300	Cash
October 21, 2016	Exercise of stock options <sup>(45)</sup>	10,686	10	90	Cash
	Exercise of stock options <sup>(46)</sup>	9,314	10	180	Cash
	Exercise of stock options <sup>(47)</sup>	200	10	10	Cash

Date of allotment	Reason / Nature of allotment		No. of equity shares allotted	Face value per equity share (₹)	Issue price per equity share (₹)	Nature of consideration
January 24, 2017	Exercise options <sup>(48)</sup>	of stock	348	10	90	Cash
	Exercise options <sup>(49)</sup>	of stock	918	10	49	Cash
	Exercise options <sup>(50)</sup>	of stock	500	10	180	Cash
March 8, 2017	Exercise options <sup>(51)</sup>	of stock	9,500	10	10	Cash
	Exercise options <sup>(52)</sup>	of stock	28,914	10	49	Cash
	Exercise options <sup>(53)</sup>	of stock	54,222	10	90	Cash
	Exercise options <sup>(54)</sup>	of stock	26,686	10	180	Cash
April 28, 2017	Exercise options <sup>(55)</sup>	of stock	850	10	10	Cash
	Exercise options <sup>(56)</sup>	of stock	856	10	49	Cash
	Exercise options <sup>(57)</sup>	of stock	20,941	10	90	Cash
	Exercise options <sup>(58)</sup>	of stock	1,325	10	180	Cash
June 10, 2017	Exercise options <sup>(59)</sup>	of stock	1,818	10	90	Cash
	Preferential allotment <sup>(60)</sup>		1,618,032	10	7,858.01	Cash
August 5, 2017	Exercise options <sup>(61)</sup>	of stock	1,664	10	10	Cash
	Exercise options <sup>(62)</sup>	of stock	556	10	49	Cash
	Exercise options <sup>(63)</sup>	of stock	2,626	10	90	Cash
	Exercise options <sup>(64)</sup>	of stock	4,783	10	49	Cash
October 15, 2017	Exercise options <sup>(65)</sup>	of stock	360	10	90	Cash
	Exercise options <sup>(66)</sup>	of stock	195	10	180	Cash
	Preferential allotment <sup>(67)</sup>		6,472,127	10	7,988.79	Cash
November 7, 2017	Exercise options <sup>(68)</sup>	of stock	30,107	10	10	Cash
	Exercise options <sup>(69)</sup>	of stock	53,305	10	49	Cash
	Exercise options <sup>(70)</sup>	of stock	86,621	10	90	Cash
	Exercise options <sup>(71)</sup>	of stock	23,000	10	180	Cash
February 2, 2018	Exercise options <sup>(72)</sup>	of stock	15,452	10	90	Cash
May 18, 2018	Exercise options <sup>(73)</sup>	of stock	418	10	49	Cash
	Exercise options <sup>(74)</sup>	of stock	26,237	10	90	Cash
	Exercise options <sup>(75)</sup>	of stock	964	10	10	Cash
May 26, 2018	Preferential allotment <sup>(76)</sup>		10,000	10	8,000	Cash
June 9, 2018	Preferential allotment <sup>(77)</sup>		116,001	10	10,560	Other than cash
August 17, 2018	Exercise options <sup>(78)</sup>	of stock	1,983	10	90	Cash
September 27, 2018	Preferential allotment <sup>(79)</sup>		1,702,713	10	12,797.46	Cash



Date of allotment	Reason / Nature of allotment	No. of equity shares allotted	Face value per equity share (₹)	Issue price per equity share (₹)	Nature of consideration
December 14, 2018	Exercise of stock options <sup>(80)</sup>	41,549	10	90	Cash
February 21, 2019	Preferential allotment <sup>(81)</sup>	217,034	10	7,952.02	Other than cash
	Exercise of stock options <sup>(82)</sup>	1,386	10	90	Cash
	Exercise of stock options <sup>(83)</sup>	58,783	10	90	Cash
	Exercise of stock options <sup>(84)</sup>	945	10	49	Cash
	Exercise of stock options <sup>(85)</sup>	3,683	10	10	Cash
	Exercise of stock options <sup>(86)</sup>	10,269	10	180	Cash
March 1, 2019	Exercise of stock options <sup>(87)</sup>	16,630	10	90	Cash
May 16, 2019	Exercise of stock options <sup>(88)</sup>	33,153	10	90	Cash
	Exercise of stock options <sup>(89)</sup>	3,844	10	10	Cash
June 6, 2019	Exercise of stock options <sup>(90)</sup>	35,434	10	90	Cash
September 4, 2019	Exercise of stock options <sup>(91)</sup>	44,886	10	90	Cash
December 6, 2019	Preferential allotment <sup>(92)</sup>	785,597	10	18,241.14	Cash
	Preferential allotment <sup>(93)</sup>	98,200	10	18,169.55	Cash
	Preferential allotment <sup>(94)</sup>	98,200	10	18,202.07	Cash
	Preferential allotment <sup>(95)</sup>	78,560	10	18,202.09	Cash
	Preferential allotment <sup>(96)</sup>	589,198	10	18,244.94	Cash
	Preferential allotment <sup>(96)</sup>	785,597	10	18,202.16	Cash
	Preferential allotment <sup>(96)</sup>	58,920	10	18,202.05	Cash
	Preferential allotment <sup>(96)</sup>	98,200	10	18,232.94	Cash
December 13, 2019	Preferential allotment <sup>(97)</sup>	39,280	10	18,049.86	Cash
	Exercise of stock options <sup>(98)</sup>	3,521	10	90	Cash
February 4, 2020	Preferential allotment <sup>(99)</sup>	141,392	10	18,198.99	Cash
March 11, 2020	Exercise of stock options <sup>(100)</sup>	7,177	10	90	Cash
May 22, 2020	Exercise of stock options <sup>(101)</sup>	2,390	10	90	Cash
August 28, 2020	Exercise of stock options <sup>(102)</sup>	5,379	10	90	Cash
November 20, 2020	Preferential allotment <sup>(103)</sup>	5,000	10	18,768	Cash
December 18, 2020	Exercise of stock options <sup>(104)</sup>	28,968	10	90	Cash
February 25, 2021	Exercise of stock options <sup>(105)</sup>	5,642	10	90	Cash
April 22, 2021	Exercise of stock options <sup>(106)</sup>	9,081	10	90	Cash
May 28, 2021	Exercise of stock options <sup>(107)</sup>	40,042	10	90	Cash
	Exercise of stock options <sup>(108)</sup>	5,000	10	180	Cash
	Exercise of stock options <sup>(109)</sup>	2,000	10	10	Cash
Pursuant to shareholders' resolution dated June 30, 2021 each equity share of our Company of face value of ₹10 each was split into 10 Equity Shares of face value of ₹ 1 each. Therefore the issued, paid-up and subscribed share capital of our Company was sub-divided from ₹605,385,270 divided into 60,538,527 equity shares of ₹10 each into ₹605,385,270 divided into 605,385,270 Equity Shares of ₹1 each					
July 5, 2021	Exercise of stock options <sup>(110)</sup>	514,570	1	9	Cash

Date of allotment	Reason / Nature of allotment	No. of equity shares allotted	Face value per equity share (₹)	Issue price per equity share (₹)	Nature of consideration
	Exercise of stock options <sup>(111)</sup>	30,300	1	1	Cash
August 13, 2021	Exercise of stock options <sup>(112)</sup>	965,290	1	9	Cash
	Exercise of stock options <sup>(113)</sup>	42,112	1	1	Cash
	Exercise of stock options <sup>(114)</sup>	4,180	1	4.90	Cash
September 4, 2021	Exercise of stock options <sup>(115)</sup>	332,360	1	9	Cash
September 14, 2021	Exercise of stock options <sup>(116)</sup>	545,735	1	9	Cash
September 30, 2021	Exercise of stock options <sup>(117)</sup>	1,222,940	1	18	Cash
	Exercise of stock options <sup>(118)</sup>	606,277	1	9	Cash
	Exercise of stock options <sup>(119)</sup>	7,494	1	1	Cash
	Exercise of stock options <sup>(120)</sup>	12,480	1	4.90	Cash

<sup>^</sup>The resolution(s) passed by our Board and/or Shareholders in relation to such allotment of equity shares of our Company is untraceable.

- (1) 10 equity shares were allotted to each of Mr. Vijay Shekhar Sharma and Mr. Rakesh Shukla
- (2) 9,800 equity shares were allotted to Mr. Vijay Shekhar Sharma
- (3) 200,000 equity shares were allotted to Mr. Peeyush Kumar Aggarwal, 594,000 equity shares were allotted to Mr. Vijay Shekhar Sharma and 196,000 equity shares were allotted to Omkam Finvest Private Limited
- (4) Allotment of 351,592 equity shares to Mr. Peeyush Kumar Aggarwal and 527,388 equity shares to Mr. Vijay Shekhar Sharma as shareholders of the erstwhile Worldwide Computer Services Private Limited ("WCSPL"), pursuant to the scheme of amalgamation of WCSPL with our Company, which was approved by the High Court of Delhi by its order dated August 24, 2005. On filing of a certified copy of the order with the RoC, the scheme of amalgamation became operational retrospectively with effect from April 1, 2004
- (5) Bonus issuance of 2,705,731 equity shares to Mr. Peeyush Kumar Aggarwal and 4,058,597 equity shares to Mr. Vijay Shekhar Sharma pursuant to capitalisation of ₹ 67,643,280 out of the profit and loss account of our Company
- (6) 1,500,000 equity shares were allotted to M/s. Cyberlogy (India) Private Limited
- (7) Bonus issuance of 1,341,200 equity shares to Mr. Peeyush Kumar Aggarwal and 2,011,800 equity shares to Mr. Vijay Shekhar Sharma pursuant to capitalisation of ₹ 33,530,000 out of the profit and loss account of our Company
- (8) 4,948,106 equity shares were allotted to SAIF III Mauritius Company Limited
- (9) 449,828 equity shares were allotted to SVB Financial Group
- (10) 1,844,972 equity shares and 167,724 equity shares were issued to SAIF III Mauritius Company Limited and SVB India Capital Partners I, L.P. pursuant to conversion of 922,486 compulsorily convertible preference shares and 83,862 compulsorily convertible preference shares held by each of them, respectively. However, the entire consideration for such equity shares (issued pursuant to such conversion) was paid at the time of issuance of such compulsorily convertible preference shares on December 28, 2007
- (11) 1,925,571 equity shares were allotted to Mr. Vijay Shekhar Sharma
- (12) 101 equity shares were allotted to Mr. Kranthi Chaitanya Pulluru, 2,106 equity shares were allotted to Ms. Ritu Agarwal, 400 equity shares were allotted to Mr. Vikas Garg and 100 equity shares were allotted to Mr. Sanjeev Garg
- (13) 275,862 equity shares and 2,482,759 equity shares were issued to SVB India Capital Partners I, L.P. and Intel Capital (Mauritius) Limited pursuant to conversion of 275,862 compulsorily convertible preference shares and 2,482,759 compulsorily convertible preference shares held by each of them, respectively. However, the entire consideration for such equity shares (issued pursuant to such conversion) was paid at the time of issuance of such compulsorily convertible preference shares on December 22, 2008
- (14) 110 equity shares were allotted to Mr. Prashant Gupta and 5,748 equity shares were allotted Mr. Anand Shankar

- (15) 92 equity shares were allotted to Ms. Aarohi Sharma, 87 equity shares were allotted to Mr. Nandan Kumar Nidhi, 211 equity shares were allotted to Mr. Vaibhav Agawal and 1,530 equity shares were allotted to Mr. Vipin Satiya
- (16) 1,002,669 equity shares were allotted to SAPV (Mauritius)
- (17) 1,000 equity shares were allotted to Mr. Rajesh Ghonasgi and 50 equity shares were allotted to Mr. Sachin Singhal
- (18) 55 equity shares were allotted to Mr. Pradeep Singh, 2,000 equity shares were allotted to Mr. Vineet Arora and 1,523 equity shares were allotted to Mr. Chirag Kirit Gandhi
- (19) 1,153 equity shares were allotted to Ms. Renu Satti and 1,200 equity shares were allotted to Mr. Mayank Prabhakar
- (20) 2,000 equity shares were allotted Mr. Rajesh Ghonasgi
- (21) 578 equity shares were allotted to Mr. Goldy Khanna, 662 equity shares were allotted to Mr. Rajat Sharma, 3,000 equity shares were allotted to Mr. Manjeet Singh and 578 equity shares were allotted to Mr. Anupam Jain
- (22) 1,103 equity shares were allotted to Ms. Garima Jain and 964 equity shares were allotted to Mr. Ashish Chhabra
- (23) 964 equity shares were allotted Mr. Kapil Kapoor
- (24) 473,094 equity shares were allotted to SAIF Partners India V Ltd.
- (25) 3,075,113 equity shares were allotted to Alipay Singapore E-Commerce Private Limited
- (26) 60,834 equity shares were allotted to Mr. Pratyush Prasanna
- (27) 7,500 equity shares were allotted to RNT Associates Private Limited
- (28) 11,611 equity shares were allotted to Mr. Lokesh Chauhan and 18,250 equity shares were allotted to Mr. Parag Arora
- (29) 6,389,273 equity shares were allotted to Alipay Singapore E-Commerce Private Limited
- (30) 10,000 equity shares were allotted to Mr. Kunal Bajaj
- (31) 590 equity shares were allotted to Mr. Rishi Gupta, 1,170 equity shares were allotted to Mr. Vijay Thakral, 4,000 equity shares were allotted to Mr. Shankar Nath and 590 equity shares were allotted to Mr. Pawan Pathak
- (32) 871 equity shares were allotted to Mr. Rishi Gupta
- (33) 6,000 equity shares were allotted to Mr. Shankar Nath
- (34) 11,036 equity shares were allotted to Mr. Samir Gupta
- (35) 1,500 equity shares were allotted to Mr. Parag Arora
- (36) 3,943,494 equity shares were allotted to Alibaba.com Singapore E-Commerce Private Limited
- (37) 5,520,892 equity shares were allotted to Alipay Singapore E-Commerce Private Limited
- (38) 19,600 equity shares were allotted to Mr. Harinder Pal Singh Takhar
- (39) 8,000 equity shares were allotted to Mr. Shankar Nath, 4,200 equity shares were allotted to Mr. Kiran Kalyan Vasireddy and 35,100 equity shares were allotted to Mr. Amit Lakhota
- (40) 3,000 equity shares were allotted to Ms. Smita Rajan and 6,000 equity shares were allotted to Ms. Renu Satti
- (41) 2,000 equity shares were allotted to Mr. Rachit Malhotra and 365 equity shares were allotted to Mr. Rishi Dev Thapar
- (42) 2,500 equity shares were allotted each to Mr. Naveen Tewari and Mr. Neeraj Arora
- (43) 606,668 equity shares were allotted to Mountain Capital Fund, L.P.
- (44) 2,500 equity shares were allotted to Ms. Ruchi Sanghvi
- (45) 10,686 equity shares were allotted to Mr. Kiran Kalyan Vasireddy
- (46) 9,314 equity shares were allotted to Mr. Kiran Kalyan Vasireddy
- (47) 200 equity shares were allotted to Mr. Vishal Sharma

- (48) 82 equity shares were allotted to Mr. Shushant Bahadur and 266 equity shares were allotted to Ms. Saloni Malhotra
- (49) 918 equity shares were allotted to Ms. Ritu Nigam
- (50) 500 equity shares were allotted to Mr. Rajesh Chadha
- (51) 5,000 equity shares were allotted to Mr. Abhay Sharma, 4,000 equity shares were allotted to Mr. Saurabh Gupta and 500 equity shares were allotted to Mr. Gaurav Jaiswal
- (52) 10,000 equity shares were allotted to Mr. Ahmer Nadeem, 3,000 equity shares were allotted to Mr. Ajay Shekhar Sharma, 1,010 equity shares were allotted to Mr. Nagainder Singh, 705 equity shares were allotted to Mr. Parveen Dalal, 556 equity shares were allotted to Mr. Jugal Kishore, 12,272 equity shares were allotted to Mr. Rahul Saini, 500 equity shares were allotted to Mr. Rahul Kashyap and 871 equity shares were allotted to Mr. Bhaskar Gupta
- (53) 10,000 equity shares were allotted to Mr. Shankar Nath, 7,986 equity shares were allotted to Mr. Vikas Garg, 3,195 equity shares were allotted to Mr. Kumar Aditya, 3,000 equity shares were allotted to Mr. Amit Bagaria, 3,194 equity shares were allotted to Mr. Saurabh Vashishtha, 3,000 equity shares were allotted to Mr. Sudhanshu Gupta, 2,000 equity shares were allotted to Mr. Adam Muise, 1,770 equity shares were allotted to Ms. Prerna Kalra, 1,335 equity shares were allotted to Mr. Nitin Mishra, 532 equity shares were allotted to Mr. Shashank Bajaj, 500 equity shares were allotted to Mr. Sumit Somani, 500 equity shares were allotted to Mr. Nehul Malhotra, 383 equity shares were allotted to Mr. Puneet Jain, 336 equity shares were allotted to Mr. Varun Gupta, 186 equity shares were allotted to Mr. Suminder Pal Singh, 167 equity shares were allotted to Mr. Anshul Singhal, 97 equity shares were allotted to Mr. Ashutosh Kumar, 91 equity shares were allotted to Mr. Manish Baser, 78 equity shares were allotted to Mr. Anil Garg, 78 equity shares were allotted to Mr. Krishna Rathi, 61 equity shares were allotted to Mr. Abhishek Bagga, 100 equity shares were allotted to Mr. Mukesh Saxena, 181 equity shares were allotted to Mr. Siddharth Pandey, 266 equity shares were allotted to Mr. Narendra Singh Yadav, 75 equity shares were allotted to Mr. Priyesh Ranjan, 80 equity shares were allotted to Ms. Neha Aggarwal, 456 equity shares were allotted to Mr. Bishnu Prasad Pandey, 85 equity shares were allotted to Mr. Nilesh Kumar Singh, 5,000 equity shares were allotted to Mr. Ripunjai Gaur, 84 equity shares were allotted to Mr. Gaurav Bhushan Sharma, 7,986 equity shares were allotted to Mr. Amit Sinha, 728 equity shares were allotted to Mr. Rahul Saini, 54 equity shares were allotted to Mr. Ahmad Hushsham, 500 equity shares were allotted to Mr. Kshitij Sanghi and 138 equity shares were allotted to Mr. Ankit Bhatnagar
- (54) 20,000 equity shares were allotted to Mr. Kiran Kalyan Vasireddy and 6,686 equity shares were allotted to Mr. Harinder Pal Singh Takhar
- (55) 850 equity shares were allotted to Mr. Akash Deep
- (56) 300 equity shares were allotted to Mr. Sagar Sharma and 556 equity shares were allotted to Mr. Rakhee Jain
- (57) 20,000 equity shares were allotted to Mr. Shankar Nath, 424 equity shares were allotted to Mr. Akshay Khanna, 22 equity shares were allotted to Mr. Gaurav Yadav, 466 equity shares were allotted to Mr. Jaskaran Singh Kapany and 29 equity shares were allotted to Mr. Harsh Kumar
- (58) 1,325 equity shares were allotted to Mr. Rajesh Chadha
- (59) 1,818 equity shares were allotted to Ms. Shinjini Kumar
- (60) 1,618,032 equity shares were allotted to SB Investment Holdings (UK) Limited
- (61) 700 equity shares were allotted to Mr. Amit Sharma and 964 equity shares were allotted to Mr. Parag Goel
- (62) 556 equity shares were allotted to Mr. Kumar Ravi Ranjan
- (63) 125 equity shares were allotted to Mr. Hitesh Mehta, 1,917 equity shares were allotted to Mr. Ankur Malhotra, 182 equity shares were allotted to Mr. Deepansh Jain, 97 equity shares were allotted to Mr. Vidya Bhushan, 63 equity shares were allotted to Mr. Himanshu Sati and 242 equity shares were allotted to Mr. Michael Sunil Messy
- (64) 4,783 equity shares were allotted to Mr. Ahmer Nadeem
- (65) 66 equity shares were allotted to Mr. Kamal Kumar, 66 equity shares were allotted to Mr. Rajesh Chadha, 73 equity shares were allotted to Mr. Vaisakh Nair and 155 equity shares were allotted to Mr. Dileep Kumar M.
- (66) 195 equity shares were allotted to Mr. Rajesh Chadha
- (67) 6,472,127 equity shares were allotted to SVF India Holding (Cayman) Limited
- (68) 1,010 equity shares were allotted to Mr. Abhai Singh, 5,000 equity shares were allotted to Mr. Abhay Sharma, 500 equity shares were allotted to Mr. Amit Kumar Singh, 964 equity shares were allotted to Mr. Amit Kushwaha, 264 equity shares were allotted to Mr. Amit Sharma, 964 equity shares were allotted to Mr. Anisur Rehman, 676 equity shares were allotted to Mr. Bhupal, 464 equity shares were allotted to Mr. Gaurav Jaiswal, 964 equity shares were allotted to Mr. Gaurav Shrivastava, 964 equity shares were allotted to Ms. Harleen Kaur, 964 equity shares were allotted to Mr. Lavi Verma, 1,103 equity shares were allotted to Mr. Rajiv Ranjan Kumar, 1,103

equity shares were allotted to Mr. Sandeep Sharma, 600 equity shares were allotted to Mr. Rajender, 1,103 equity shares were allotted to Mr. Prem Singh, 1,103 equity shares were allotted to Mr. Rahul Mittal, 530 equity shares were allotted to Mr. Saurabh Gupta, 6,036 equity shares were allotted to Ms. Seema Sharma, 1,103 equity shares were allotted to Mr. Shikhar Aggarwal, 2,000 equity shares were allotted to Ms. Smita Rajan, 964 equity shares were allotted to Mr. Suraj Singh Rawat, 964 equity shares were allotted to Mr. Vinit Panwar and 764 equity shares were allotted to Mr. Vishal Sharma

<sup>(69)</sup> 918 equity shares were allotted to Mr. Abhijeet, 556 equity shares were allotted to Mr. Abhinav Kunal, 7,010 equity shares were allotted to Mr. Ajay Shekhar Sharma, 646 equity shares were allotted to Mr. Amit Verma, 705 equity shares were allotted to Mr. Ankit Aggarwal, 556 equity shares were allotted to Mr. Arun Singhal, 918 equity shares were allotted to Mr. Ashis Bhattacharyya, 779 equity shares were allotted to Ashish Kumar Singh, 556 equity shares were allotted to Mr. Atul Bhardwaj, 646 equity shares were allotted to Mr. Basant Kumar Pareek, 1,010 equity shares were allotted to Mr. Bhuvnesh Dhingra, 100 equity shares were allotted to Mr. Bishnu Prasad Pandey, 556 equity shares were allotted to Mr. Chandan Sharma, 918 equity shares were allotted to Mr. Chander Mohan, 616 equity shares were allotted to Mr. Deepak Sharma, 556 equity shares were allotted to Mr. Deepak Singh, 918 equity shares were allotted to Mr. Dheeraj Satyarthi, 556 equity shares were allotted to Mr. Dhiraj Kumar, 646 equity shares were allotted to Mr. Faizan, 1,010 equity shares were allotted to Mr. Gaurav Chawla, 779 equity shares were allotted to Mr. Hem Baboo, 646 equity shares were allotted to Ms. Kanchan Harsh, 556 equity shares were allotted to Mr. Kavinder Singh, 918 equity shares were allotted to Mr. Krishnapal Rathore, 918 equity shares were allotted to Mr. Lakshay Khurana, 918 equity shares were allotted to Mr. Lalit Singh, 556 equity shares were allotted to Mr. Manish Kumar Rai, 616 equity shares were allotted to Mr. Manish Singh Rana, 400 equity shares were allotted to Mr. Mukesh Kumar, 500 equity shares were allotted to Ms. Neha Bhardwaj, 300 equity shares were allotted to Ms. Nidhi Vasudeva, 646 equity shares were allotted to Mr. Pankaj Kumar, 556 equity shares were allotted to Mr. Pankaj Kumar Singh, 779 equity shares were allotted to Mr. Paramjeet Singh, 556 equity shares were allotted to Mr. Pawan Sharma, 918 equity shares were allotted to Mr. Prabal Singh, 1,010 equity shares were allotted to Ms. Preeti Chadha, 646 equity shares were allotted to Ms. Priya Goel, 918 equity shares were allotted to Ms. Priyanka Gupta, 918 equity shares were allotted to Mr. Radha Raman Sharma, 918 equity shares were allotted to Mr. Rajan Bhilware, 918 equity shares were allotted to Mr. Rajneesh Parashar, 646 equity shares were allotted to Mr. Ramesh Chand, 918 equity shares were allotted to Mr. Ramesh Vishwakarma, 918 equity shares were allotted to Mr. Ravindra Malviya, 191 equity shares were allotted to Mr. Rishi Dev Thapar, 556 equity shares were allotted to Mr. Rohit Mehta, 256 equity shares were allotted to Mr. Sagar Sharma, 918 equity shares were allotted to Mr. Santosh Kumar, 918 equity shares were allotted to Mr. Shailendra Pawar, 556 equity shares were allotted to Mr. Sharwan Kumar, 556 equity shares were allotted to Mr. Shashi Prakash, 918 equity shares were allotted to Mr. Shashikant Kumar Shashi, 705 equity shares were allotted to Mr. Sushil Kumar Rawat, 918 equity shares were allotted to Mr. Vinay Kumar Sah, 556 equity shares were allotted to Mr. Vishal Srivastava and 7,709 equity shares were allotted to Mr. Vivek Tyagi

<sup>(70)</sup> 400 equity shares were allotted to Mr. Abhishek Bagga, 1,602 equity shares were allotted to Mr. Ajay Shekhar Sharma, 42 equity shares were allotted to Mr. Amit Kr. Patel, 10,000 equity shares were allotted to Mr. Amit Sinha, 152 equity shares were allotted to Mr. Amit Veer, 1,042 equity shares were allotted to Mr. Ankit Gera, 145 equity shares were allotted to Mr. Apurav Chauhan, 196 equity shares were allotted to Mr. Ashutosh Kumar, 355 equity shares were allotted to Mr. Bhuvnesh Dhingra, 455 equity shares were allotted to Mr. Deepak Chawla, 556 equity shares were allotted to Mr. Deepak Kumar, 7,770 equity shares were allotted to Mr. Dushyant Saraswat, 5,220 equity shares were allotted to Mr. Gamandeep Singh, 218 equity shares were allotted to Mr. Gaurav Bhushan Sharma, 76 equity shares were allotted to Mr. Ishan Rishabh Kansal, 999 equity shares were allotted to Mr. Jaskaran Kapany, 10,000 equity shares were allotted to Mr. Kiran Vasireddy, 383 equity shares were allotted to Mr. Krishna Kumar Rathi, 556 equity shares were allotted to Ms. Sajal Bhatnagar, 181 equity shares were allotted to Mr. Manish Baser, 303 equity shares were allotted to Mr. Mayank Chawla, 203 equity shares were allotted to Mr. Mukesh Saxena, 1,008 equity shares were allotted to Mr. Nehul Malhotra, 540 equity shares were allotted to Mr. Nilesh Kumar Singh, 455 equity shares were allotted to Mr. Nishit Sinha, 4,368 equity shares were allotted to Mr. Nitin Misra, 228 equity shares were allotted to Mr. Nitin Sharma, 2,088 equity shares were allotted to Mr. Prerna Kalra, 1,069 equity shares were allotted to Mr. Puneet Jain, 220 equity shares were allotted to Mr. Rahul Nagar, 4,300 equity shares were allotted to Mr. Rahul Saini, 64 equity shares were allotted to Mr. Ravindra Malviya, 194 equity shares were allotted to Mr. Sandeep Sharma, 151 equity shares were allotted to Ms. Sangeetha Ragesh, 12,000 equity shares were allotted to Mr. Shankar Nath, 68 equity shares were allotted to Mr. Shefali Sharma, 165 equity shares were allotted to Mr. Shrey Shukla, 546 equity shares were allotted to Mr. Siddharth Pandey, 766 equity shares were allotted to Ms. Sonia Dhawan, 2,700 equity shares were allotted to Mr. Sourabh Sharma, 4,534 equity shares were allotted to Mr. Sudhanshu Gupta, 303 equity shares were allotted to Mr. Varun Khullar and 10,000 equity shares were allotted to Mr. Vikas Garg

<sup>(71)</sup> 3,000 equity shares were allotted to Mr. Gamandeep Singh, 19,000 equity shares were allotted to Mr. Harinder Thakar and 1,000 equity shares were allotted to Ms. Roshni Jain

<sup>(72)</sup> 151 equity shares were allotted to Ms. Priya Karnik, 60 equity shares were allotted to Mr. Rahul Goyal, 909 equity shares were allotted to Mr. Vikas Aggarwal, 1,696 equity shares were allotted to Mr. Lomesh Dutta, 21 equity shares were allotted to Mr. Soham Kondalkar, 21 equity shares were allotted to Mr. Shivam Verma, 21 equity shares were allotted to Mr. Devendra Gupta, 21 equity shares were allotted to Mr. Prateek Mukhija, 606 equity shares were allotted to Mr. Krishna Hegde, 5,973 equity shares were allotted to Mr. Amit Sinha and 5,973 equity shares were allotted to Mr. Vikas Garg

<sup>(73)</sup> 418 equity shares were allotted to Ms. Neha Bhardwaj

<sup>(74)</sup> 655 equity shares were allotted to Ms. Neha Bhardwaj, 236 equity shares were allotted to Ms. Alisha Khurana, 151 equity shares were allotted to Ms. Ruchita Aggarwal, 706 equity shares were allotted to Mr. Srikanth Thunga, 21 equity shares were allotted to Mr. Vivek Kumar, 27 equity shares were allotted to Mr. Sourabh Sharma, 3,333 equity shares were allotted to Ms. Prerna Kalra, 49 equity shares were allotted to Mr. Ramprabhu C, 21 equity shares were allotted to Mr. Devesh Yadav, 227 equity shares were allotted to Mr. Danish Ahmed, 75 equity shares were allotted to Mr. Anshu Sharma, 21 equity shares were allotted to Mr. Abhinav Anil, 250 equity shares were allotted to Mr. Saurabh Chandolia, 20,000 equity shares were allotted to Mr. Shankar Nath and 465 equity shares were allotted to Ms. Priya Karnik

- (75) 964 equity shares were allotted to Ms. Vidhushi Fotedar
- (76) 5,000 equity shares were allotted to Mr. Mark Schwartz and 5,000 equity shares were allotted to Mr. Neeraj Arora
- (77) 111,735 equity shares were allotted to Wormhole Technology (Singapore) Private Limited, 2,001 equity shares were allotted to N. Ramkumar, 1,056 equity shares were allotted to V. Sasiraman, 848 equity shares were allotted to R. Vijayakumari, 265 equity shares were allotted to R. Ravisankar, 32 equity shares were allotted to Susithra C, 32 equity shares were allotted to Kavitha and 32 equity shares were allotted to Prabhakar C in exchange of equity shares of Orbgen Technologies Private Limited at a ratio of 1:0.12, i.e. in exchange for every 1 equity share of Orbgen Technologies Private Limited, 0.12 equity shares of the Company were issued, at an implied issue price of ₹ 10,560 per equity share of our Company
- (78) 908 equity shares were allotted to Mr. Nishith Sinha, 110 equity shares were allotted to Mr. Aadhar Aggarwal, 43 equity shares were allotted to Ms. Apoorva Jain, 52 equity shares were allotted to Mr. Prasad Joshi, 37 equity shares were allotted to Mr. Rajat Jain, 624 equity shares were allotted to Mr. Manav Jain, 42 equity shares were allotted to Mr. Hemanth Malla, 132 equity shares were allotted to Gaurav Ruhela, and 35 equity shares were allotted to Mr. Kaustubh Singh Rana
- (79) 1,702,713 equity shares were allotted to BH International Holdings
- (80) 28 equity shares were allotted to Mr. Himanshu Saini, 243 equity shares were allotted to Mr. Michael Messy, 54 equity shares were allotted to Mr. Sumit Anand, 20,000 equity shares were allotted to Mr. Kiran Kalyan Vasireddy, 744 equity shares were allotted to Ms. Gargi Srivastava, 63 equity shares were allotted to Mr. Gopichand Vasireddy, 6 equity shares were allotted to Mr. Gaurav Mittal, 152 equity shares were allotted to Mr. Dheeraj Gunna, 60 equity shares were allotted to Mr. Dheeraj Tyagi, 25 equity shares were allotted to Mr. Gaurav Vinayak, 52 equity shares were allotted to Mr. Aditya Kapoor, 20,000 equity shares were allotted to Mr. Shankar Nath, 30 equity shares were allotted to Mr. Jajjin Austin, 55 equity shares were allotted to Mr. Sameer Saraf and 37 equity shares were allotted to Mr. Akshay Pasricha
- (81) 91,202 equity shares were allotted to GAMNAT Pte. Ltd. and 125,832 equity shares were allotted to SAIF Partners India IV Limited in exchange of equity shares of Little Internet Private Limited at a ratio of 1:0.020, i.e. in exchange of every equity share of Little Internet Private Limited, 0.020 equity shares of our Company were issued, at an implied issue price of ₹ 7,952.02 per equity share of our Company
- (82) 125 equity shares were allotted to Mr. Daniel Joanes, 1,136 equity shares were allotted to Mr. Otto Mok and 125 equity shares were allotted to Mr. Sagun Bajracharya
- (83) 15 equity shares were allotted to Mr. Abbas Mehdi, 312 equity shares were allotted to Mr. Abhinav Gupta, 463 equity shares were allotted to Mr. Abhishek Bagga, 1,656 equity shares were allotted to Mr. Abhishek Rajan, 121 equity shares were allotted to Mr. Afaq Mahmood, 1,851 equity shares were allotted to Mr. Ajay Shekhar Sharma, 325 equity shares were allotted to Mr. Akash Singh, 19 equity shares were allotted to Ms. Akriti Singh, 37 equity shares were allotted to Mr. Akshay Pasricha, 25 equity shares were allotted to Mr. Amit Dubey, 6,285 equity shares were allotted to Mr. Amit Sinha, 625 equity shares were allotted to Mr. Amit Veer, 16 equity shares were allotted to Mr. Amol Thakare, 110 equity shares were allotted to Mr. Anand Dubey, 625 equity shares were allotted to Mr. Anand Hirve, 21 equity shares were allotted to Mr. Anil Jain, 25 equity shares were allotted to Mr. Anish Joseph Abraham, 641 equity shares were allotted to Mr. Ankit Gera, 312 equity shares were allotted to Mr. Anuj Vishwakarma, 65 equity shares were allotted to Mr. Ashish Bisht, 50 equity shares were allotted to Mr. Ashish Khanna, 105 equity shares were allotted to Ms. Ashwini Adlakha, 19 equity shares were allotted to Mr. Asit Kharshikar, 16 equity shares were allotted to Mr. Bhavin Javia, 30 equity shares were allotted to Mr. Binu Varghese, 15 equity shares were allotted to Mr. Chandan Singh Negi, 945 equity shares were allotted to Mr. Deepak Abott, 381 equity shares were allotted to Mr. Deepak Chawla, 1,382 equity shares were allotted to Mr. Deependra Singh Rathore, 15 equity shares were allotted to Mr. Divyanshu Anand, 38 equity shares were allotted to Mr. Gaurav Arya, 25 equity shares were allotted to Mr. Gaurav Sharma, 6 equity shares were allotted to Mr. Gopalji Yadav, 5 equity shares were allotted to Mr. Gurdeep Singh, 73 equity shares were allotted to Mr. Himanshu Setia, 178 equity shares were allotted to Ms. Indu Bhushan Mishra, 389 equity shares were allotted to Mr. Jaskaran Singh Kapany, 31 equity shares were allotted to Mr. Kantesh Raj, 11,056 equity shares were allotted to Mr. Kiran Kalyan Vasireddy, 274 equity shares were allotted to Mr. Krishna Kumar Rathi, 11,363 equity shares were allotted to Mr. Madhur Deora, 56 equity shares were allotted to Mr. Manas Bisht, 314 equity shares were allotted to Mr. Mayank Chawla, 142 equity shares were allotted to Michale Messey, 18 equity shares were allotted to Mr. Mohammad Fahad, 120 equity shares were allotted to Mr. Mohd Amanullah, 17 equity shares were allotted to Mr. Mohit Khare, 18 equity shares were allotted to Mr. Mohit Sud, 684 equity shares were allotted to Mr. Mukesh Kumar Saxena, 247 equity shares were allotted to Ms. Neha Aggarwal, 836 equity shares were allotted to Ms. Neha Bhardwaj, 250 equity shares were allotted to Mr. Nehul Malhotra, 312 equity shares were allotted to Mr. Nikhil Saigal, 270 equity shares were allotted to Mr. Nilesh Kumar Singh, 22 equity shares were allotted to Mr. Nishith Tripathi, 848 equity shares were allotted to Mr. Nitin Misra, 113 equity shares were allotted to Mr. Nitin Sharma, 125 equity shares were allotted to Mr. Padam Singh, 5 equity shares were allotted to Mr. Pankaj Acharya, 15 equity shares were allotted to Mr. Pawan Kumar, 138 equity shares were allotted to Mr. Prince Raj Anand, 346 equity shares were allotted to Mr. Puneet Jain, 16 equity shares were allotted to Mr. Pushkar Singh Rawat, 16 equity shares were allotted to Mr. Rahul Kumar, 31 equity shares were allotted to Mr. Rajat Kumar, 34 equity shares were allotted to Mr. Ram Singh Chauhan, 312 equity shares were allotted to Mr. Ravi Varma Datla, 208 equity shares were allotted to Mr. Ravinder Kumar Gupta, 459 equity shares were allotted to Ms. Sajal Bhatnagar, 125 equity shares were allotted to Mr. Sandeep Dulloo, 40 equity shares were allotted to Mr. Saurabh Jain, 3 equity shares were allotted to Ms. Shriya Jain, 16 equity shares were allotted to Mr. Shubham Gupta, 222 equity shares were allotted to Mr. Siddharth Pandey, 19 equity shares were allotted to Ms. Smita Ray, 61 equity shares were allotted to Mr. Sober Singh, 17 equity shares were allotted to Ms. Somnaya Singh, 1,016 equity shares were allotted to Mr. Sudhanshu Gupta, 16 equity shares were allotted to Mr. Sudheer Sattaru, 7 equity shares were allotted to Mr. Sujeet Kumar, 2,946 equity shares were allotted to Mr. Sunil Goyal, 62 equity shares were allotted to Mr. Tejinder Singh, 312 equity shares were allotted to Mr. Tushir Aggarwal, 30 equity shares were allotted to Mr. Utkarsh Tripathi, 314 equity

shares were allotted to Mr. Varun Khullar, 6,285 equity shares were allotted to Mr. Vikas Garg, 125 equity shares were allotted to Mr. Vikas Sharma, 72 equity shares were allotted to Mr. Vineet Kumar, 16 equity shares were allotted to Mr. Vivek Vardhan Jain, 17 equity shares were allotted to Mr. Yashwant Bachhawat, 20 equity shares were allotted to Mr. Yesu Grover, 125 equity shares were issued to Mr. Jerome Gagnon and 1,000 equity shares were allotted to Ms. Charumitra Pujari

- <sup>(84)</sup> 389 equity shares were allotted to Mr. Ashok Kumar, 278 equity shares were allotted to Mr. P Krishna Kumar and 278 equity shares were allotted to Mr. Prashant Kumar
- <sup>(85)</sup> 1,176 equity shares were allotted to Mr. Abhay Sharma, 307 equity shares were allotted to Mr. Rohit Gupta, 1,200 equity shares were allotted to Mr. Saurabh Gupta and 1,000 equity shares were allotted to Mr. Shailabh Gupta
- <sup>(86)</sup> 10,269 equity shares were allotted to Mr. Harinder Thakar
- <sup>(87)</sup> 27 equity shares were allotted to Mr. Amit Dubey, 2 equity shares were allotted to Ms. Shriya Singh, 63 equity shares were allotted to Mr. Anurag Cheela, 6 equity shares were allotted to Mr. Pentakota Hima Sai Phanindhra, 32 equity shares were allotted to Mr. Rajat Kumar, 6,500 equity shares were allotted to Mr. Amit Sinha and 10,000 equity shares were allotted to Mr. Vikas Garg
- <sup>(88)</sup> 617 equity shares were allotted to Mr. Varun Khullar, 131 equity shares were allotted to Mr. Veer Uday Shah, 10 equity shares were allotted to Ms. Megha Sachdeva, 120 equity shares were allotted to Mr. Lalit Mehra, 30 equity shares were allotted to Mr. Ankit Gupta, 747 equity shares were allotted to Ms. Neha Aggarwal, 86 equity shares were allotted to Mr. Yashwant Bachhawat, 16 equity shares were allotted to Ms. Sneha Aman Tekriwal, 12 equity shares were allotted to Ms. Unnati Aggarwal, 21 equity shares were allotted to Mr. Hemant Gupta, 4,190 equity shares were allotted to Mr. Nehul Malhotra, 14 equity shares were allotted to Mr. Karim Salim Musani, 56 equity shares were allotted to Mr. Naman Gupta, 47 equity shares were allotted to Mr. Vimal Chawla, 278 equity shares were allotted to Mr. P Krishna Kumar, 3,130 equity shares were allotted to Ms. Sajal Bhatnagar, 88 equity shares were allotted to Ms. Apoorva Jain, 20 equity shares were allotted to Mr. Shourya Jain, 25 equity shares were allotted to Mr. Rohan Khandelwal, 77 equity shares were allotted to Mr. Kinshuk Misra, 145 equity shares were allotted to Mr. Vivek Vardhan Jain, 89 equity shares were allotted to Mr. Pawan Kumar, 80 equity shares were allotted to Mr. Pawan Kohli, 25 equity shares were allotted to Mr. Anshu Goyal, 8,299 equity shares were allotted to Mr. Vikas Garg, 220 equity shares were allotted to Mr. Aadhar Aggarwal, 11,799 equity shares were allotted to Mr. Amit Sinha, 281 equity shares were allotted to Mr. Manas Bisht, and 2,500 equity shares were allotted to Mr. Puneet Jain
- <sup>(89)</sup> 3,844 equity shares were allotted to Mr. Abhay Sharma
- <sup>(90)</sup> 11,000 equity shares were allotted to Mr. Nitin Misra, 5,500 equity shares were allotted to Mr. Deepak Abott, 5,000 equity shares were allotted to Mr. Ankit Gera, 7,000 equity shares were allotted to Mr. Sudhanshu Gupta, 4,934 equity shares were allotted to Ms. Sonia Dhawan and 2,000 equity shares were allotted to Mr. Abhishek Rajan
- <sup>(91)</sup> 11,364 equity shares were allotted to Mr. Madhur Deora, 9,841 equity shares were allotted to Mr. Rahul Saini, 3,696 equity shares were allotted to Mr. Jaskaran Singh Kapany, 3,593 equity shares were allotted to Mr. Amit Veer, 2,515 equity shares were allotted to Mr. Puneet Jain, 1,650 equity shares were allotted to Mr. Nilesh Kumar Singh, 1,500 equity shares were allotted to Mr. Deepak Chawla, 1,300 equity shares were allotted to Mr. Nikhil Saigal, 1,000 equity shares were allotted to Mr. Krishna Kumar Rathi, 969 equity shares were allotted to Mr. Sandeep Sharma, 333 equity shares were allotted to Mr. Kamal Kumar, 85 equity shares were allotted to Mr. Himmanshu Saini, 53 equity shares were allotted to Mr. Sachin Kumar Saxena, 48 equity shares were allotted to Mr. Mukesh Pandey, 47 equity shares were allotted to Mr. Rajesh Kumar Rajesh, 34 equity shares were allotted to Mr. Piyush Sharma, 20 equity shares were allotted to Mr. Ankit Choudhary, 18 equity shares were allotted to Mr. Prateek Goel, 11 equity shares were allotted to Mr. Dapan Deep, 10 equity shares were allotted to Mr. Amitesh Singh, 3,480 equity shares were allotted to Mr. Gamandeep Singh, 308 equity shares were allotted to Mr. Saurabh Jain, 112 equity shares were allotted to Mr. Sachin Kumar Singh, 95 equity shares were allotted to Mr. Samir Gupta, 36 equity shares were allotted to Mr. Rakesh Kumar, 24 equity shares were allotted to Mr. Abhijeet Batsa, 20 equity shares were allotted to Mr. Suyash Sengar, 18 equity shares were allotted to Mr. Shashank Suman, 18 equity shares were allotted to Mr. Prabodh Shetty, 18 equity shares were allotted to Mr. Siraj Uddin, 1,200 equity shares were allotted to Mr. Siddharth Pandey, 89 equity shares were allotted to Mr. Siddharth Aggarwal, 79 equity shares were allotted to Mr. Ankit Goyal, 1,069 equity shares were allotted to Mr. Udai Singh Mehra, 95 equity shares were allotted to Mr. Jayesh Ametha, 87 equity shares were allotted to Mr. Rana Hazarika, 27 equity shares were allotted to Mr. Nitin Kathpal, 18 equity shares were allotted to Mr. Yashasvi Galav and 6 equity shares were allotted to Mr. Kshitij Malhotra
- <sup>(92)</sup> 785,597 equity shares were allotted to Alipay Singapore E-Commerce Private Limited
- <sup>(93)</sup> 98,200 equity shares were allotted to SFSPVI Ltd.
- <sup>(94)</sup> 98,200 equity shares were allotted to DG-PTM LP
- <sup>(95)</sup> 39,280 equity shares were allotted to each of K2 VC LLC and K2 VC I LLC
- <sup>(96)</sup> 3,86,278 equity shares were allotted to T. Rowe Price Growth Stock Fund, Inc., 1,14,545 equity shares were allotted to T. Rowe Price Growth Stock Trust, 32,222 equity shares were allotted to T. Rowe Price Communications & Technology Fund, Inc., 24,073 equity shares were allotted to T. Rowe Price Global Technology Fund, Inc., 6,139 equity shares were allotted to T. Rowe Price Global Growth Stock Fund, 3,769 equity shares were allotted to T. Rowe Price Global Growth Equity Trust, 18,297 equity shares were allotted to T. Rowe Price Global Equity Fund, 3,875 equity shares were allotted to T. Rowe Price Global Growth Pool Equity, 785,597 equity shares were allotted SVF Panther (Cayman) Limited, 58,920 equity shares were allotted to Hana Investment Company W.L.L., 98,200 equity shares were allotted to Samba Financial Group

- <sup>(97)</sup> 39,280 equity shares were allotted to Ventura Capital GP Limited
- <sup>(98)</sup> 303 equity shares were allotted to Mr. Amit Verma, 140 equity shares were allotted to Mr. Divyanshu Anand, 125 equity shares were allotted to Mr. Sagun Bajracharya, 108 equity shares were allotted to Mr. Mohit Aggarwal, 53 equity shares were allotted to Mr. Amit Aggarwal, 42 equity shares were allotted to Mr. Anant Bhavsar, 40 equity shares were allotted to Ms. Vidhi Bajoria, 20 equity shares were allotted to Mr. Ankit Anand, 18 equity shares were allotted to Aqel Ahammad KP, 17 equity shares were allotted to Mr. Saurabh Anand, 17 equity shares were allotted to Karnica Singh Nandal, 844 equity shares were allotted to Mr. Apurav Chauhan, 579 equity shares were allotted to Mr. Deepak Abott, 449 equity shares were allotted to Mr. Ankit Gera, 296 equity shares were allotted to Mr. Rishikesh Kumar, 135 equity shares were allotted to Mr. Agrim Bansal, 63 equity shares were allotted to Mr. Mayank Deep, 63 equity shares were allotted to Mr. Kunderapu Vinay Kumar, 62 equity shares were allotted to Mr. Srikanth Radhakrishna, 47 equity shares were allotted to Mr. Apoorv Sood, 35 equity shares were allotted to Mr. Varun Sobti, 28 equity shares were allotted to Mr. Ankit Kumar Jain, 24 equity shares were allotted to Mr. Kshemendra Jangir, 9 equity shares were allotted to Mr. Rahul Verma and 4 equity shares were allotted to Mr. Saurabh Malviya.
- <sup>(99)</sup> 141,392 equity shares were allotted to DG-PTM LP
- <sup>(100)</sup> 5,000 equity shares were allotted to Mr. Deependra Singh Rathore, 381 equity shares were allotted to Mr. Saurabh Jain, 114 equity shares were allotted to Ms. Sommaya Singh, 84 equity shares were allotted to Mr. Rahul Sehijpal, 80 equity shares were allotted to Mr. Pankaj Sharma, 64 equity shares were allotted to Mr. Vipul Chhabra, 64 equity shares were allotted to Mr. Abhishek Upadhyay, 47 equity shares were allotted to Mr. Abhishek Maheshwari, 19 equity shares were allotted to Mr. Nikhil Yadav, 6 equity shares were allotted to Mr. Honey Duhar, 1,059 equity shares were allotted to Mr. Nitin Misra, 127 equity shares were allotted to Mr. Md Danish Kalim, 64 equity shares were allotted to Mr. Mayank Deep, 64 equity shares were allotted to Mr. Kunderapu Vinay Kumar and 4 equity shares were allotted to Mr. Amrit Raj
- <sup>(101)</sup> 207 equity shares were allotted to Mr. Tom Puthenpurackal Jacob, 125 equity shares were allotted to Mr. Jeph Paul Alapat, 103 equity shares were allotted to Mr. Kuntal Kumar Sasan, 907 equity shares were allotted to Mr. Jose Kuttan, 790 equity shares were allotted to Mr. Jacob Pattara, 235 equity shares were allotted to Mr. Jibin Scaria, 19 equity shares were allotted to Mr. Sita Ramachandra Rao Bhavaraju and 4 equity shares were allotted to Mr. Praful Anand
- <sup>(102)</sup> 2,376 equity shares were allotted to Mr. Puneet Jain, 800 equity shares were allotted to Mr. Vikas Sharma, 700 equity shares were allotted to Ms. Seema Sharma, 346 equity shares were allotted to Mr. Sobeer Singh, 142 equity shares were allotted to Mr. Shwetaank Shrivastav, 128 equity shares were allotted to Mr. Vipul Chhabra, 127 equity shares were allotted to Mr. Sridhar Gajjela, 113 equity shares were allotted to Ms. Kashish Sethi, 59 equity shares were allotted to Mr. Sarang Chakradharant Adgokar, 25 equity shares were allotted to Ms. Unnati Aggarwal, 21 equity shares were allotted to Ms. Isha Singhal, 20 equity shares were allotted to Mr. Amitesh Singh, 8 equity shares were allotted to Mr. Rakesh Kumar Jatoth, 7 equity shares were allotted to Ms. Shweta Singh, 5 equity shares were allotted to Mr. Pranav Miglani, 200 equity shares were allotted to Mr. Michael Sunil Massey, 200 equity shares were allotted to Mr. Ashwini Adlakha, 39 equity shares were allotted to Ms. Deep Pawar, 29 equity shares were allotted to Mr. Gaurav Mishra, 16 equity shares were allotted to Mr. Sharad Agarwal, 9 equity shares were allotted to Ms. Yamini Jain, 5 equity shares were allotted to Mr. Parikshitraj Bhati and 4 equity shares were allotted to Mr. Shaik Mohammed Rafiq
- <sup>(103)</sup> 5,000 equity shares were allotted to Mr. Mark Schwartz
- <sup>(104)</sup> 17,988 equity shares were allotted to Mr. Sunil Goyal, 3,000 equity shares were allotted to Mr. Siddhartha Pandey, 1,800 equity shares were allotted to Mr. Mayank Chawla, 1,262 equity shares were allotted to Ms. Indu Bhushan Mishra, 764 equity shares were allotted to Mr. Saurabh Jain, 430 equity shares were allotted to Mr. Amit Verma, 369 equity shares were allotted to Mr. Tushar Garg, 290 equity shares were allotted to Mr. Manas Bisht, 202 equity shares were allotted to Mr. Rupal Kumar, 189 equity shares were allotted to Mr. Rakesh Rangdal, 138 equity shares were allotted to Mr. Vishwadeep Sharma, 129 equity shares were allotted to Mr. Vivek Paladhi, 113 equity shares were allotted to Mr. Nitin Raj, 106 equity shares were allotted to Mr. Amit Aggarwal, 39 equity shares were allotted to Ms. Vaishali Agarwal, 33 equity shares were allotted to Mr. Deepanshu Rishi, 11 equity shares were allotted to Mr. Mohan Singh, 10 equity shares were allotted to Mr. Sachin Gupta, 6 equity shares were allotted to Mr. Varun Ajay Gupta, 1,159 equity shares were allotted to Mr. Shah Mrunal, 439 equity shares were allotted to Mr. Kantesh Raj, 117 equity shares were allotted to Mr. Ajeet Singh Chauhan, 108 equity shares were allotted to Mr. Agrim Bansal, 83 Equity Shares to Mr. Lijo Isac, 52 equity shares were allotted to Mr. Nikhil Dhoka, 27 equity shares were allotted to Mr. Mohit Gupta, 18 equity shares were allotted to Mr. Akash Tiwari, 14 equity shares were allotted to Mr. Vinod HC, 14 equity shares were allotted to Mr. Tarun Garg, 13 equity shares were allotted to Mr. Shivam Kumar Mishra, 12 equity shares were allotted to Mr. Saurabh Acharya, 9 equity shares were allotted to Mr. Harish, 7 equity shares were allotted to Mr. Himanshu, 6 equity shares were allotted to Mr. Priyesh Jain, 6 equity shares were allotted to Mr. Piyush Jain and 5 equity shares were allotted to Mr. Rahul Joshi
- <sup>(105)</sup> 4,114 equity shares were allotted to Mr. Krishna Kumar Rathi, 138 equity shares were allotted to Mr. Vineet Kaul, 55 equity shares were allotted to Mr. Vivek Kumar Singh, 42 equity shares were allotted to Mr. Ankit Choudhary, 37 equity shares were allotted to Mr. Deepanshu Mittal, 37 equity shares were allotted to Mr. Nikhil Jain, 7 equity shares were allotted to Mr. Madhur Sethi, 5 equity shares were allotted to Mr. Sanjeev Kumar Goyal, 429 equity shares were allotted to Mr. Ankit Kumar, 300 equity shares were allotted to Mr. Michael Sunil Massey, 241 equity shares were allotted to Mr. Rahul Kumar, 75 equity shares were allotted to Mr. Tarunjeet Saini, 37 equity shares were allotted to Mr. Nikunj Kumar, 15 equity shares were allotted to Mr. Amit Gupta, 14 equity shares were allotted to Mr. Boddeda Karthik Saipavan, 13 equity shares were allotted to Mr. Sandeep Srivastava, 12 equity shares were allotted to Mr. Manasvi Mohan Lal, 12 equity shares were allotted to Mr. Hitesh Kumar, 11 equity shares were allotted to Mr. Akash Kumar Singh, 11 equity shares were allotted to Mr. Rajesh MK, 9 equity shares were allotted to Mr. Abhijit Pratap Singh, 8 equity shares were allotted to Ms. Sumedha, 8 equity shares were allotted to Mr. Harsh Sama, 6 equity shares were allotted to Ms. Garvita Sharma, 2 equity shares each were allotted to Mr. Vaibhav Bansal, Mr. Harshjeet Singh Aulakh and Mr. Awanish Dwivedi



- (106) 6,000 equity shares were allotted to Mr. Charumitra Pujari, 1,581 equity shares were allotted to Mr. Shridhar Atul and 1,500 equity shares were allotted to Mr. Shilei Long
- (107) 4,704 equity shares were allotted to Mr. Jaskaran Singh Kapany, 4,375 equity shares were allotted to Mr. Vikas Garg, 4,229 equity shares were allotted to Mr. Amit Veer, 3,432 equity shares were allotted to Mr. Mayank Chawla, 1,045 equity shares were allotted to Mr. Prince Raj Anand, 1,200 equity shares were allotted to Mr. Ravinder Kumar Gupta, 1,000 equity shares were allotted to Mr. Deepak Chawla, 833 equity shares were allotted to Mr. Mohit Mohan, 831 equity shares were allotted to Ms. Santoshi, 500 equity shares were allotted to Mr. Otto Mok, 500 equity shares were allotted to Mr. Fang Sam, 498 equity shares were allotted to Mr. Manas Bisht, 469 equity shares were allotted to Mr. Nasr Ullah Khan, 242 equity shares were allotted to Mr. Mukesh Pandey, 174 equity shares were allotted to Mr. Piyush Sharma, 146 equity shares were allotted to Mr. Anagat Pareek, 115 equity shares were allotted to Mr. Rajat Mehrotra, 102 equity shares were allotted to Ms. Kanika Bains, 87 equity shares were allotted to Ms. Megha Singh, 59 equity shares were allotted to Mr. Sarang, 37 equity shares were allotted to Ms. Unnati Aggarwal, 14 equity shares were allotted to Mr. Parth Pahariya, 8 equity shares were allotted to Mr. Himanshu Garg, 7 equity shares were allotted to Ms. Charu Aggarwal, 6 equity shares were allotted to Mr. Chirag Kansal, 3 equity shares were allotted to Mr. Hanish Kumar, 3,500 equity shares were allotted to Mr. Tushir Aggarwal, 3,500 equity shares were allotted to Mr. Akash Singh, 2,505 equity shares were allotted to Mr. Amit Kumar Sharma, 1,388 equity shares were allotted to Mr. Praveen Kumar Sharma, 819 equity shares were allotted to Mr. Apurva Chauhan, 770 equity shares were allotted to Mr. Aadhar Aggarwal, 566 equity shares were allotted to Mr. Harsh Vardhan Tripathi, 395 equity shares were allotted to Mr. Ankit Goyal, 351 equity shares were allotted to Mr. Nitin Bakshi, 160 equity shares were allotted to Mr. Pawan Kohli, 129 equity shares were allotted to Mr. Ankit Singhal, 117 equity shares were allotted to Mr. Syed Faizan Iqbal, 87 equity shares were allotted to Mr. Anish Viswanathan, 81 equity shares were allotted to Mr. Nikhil Garg 78 equity shares were allotted to Ms. Sohini Bera, 34 equity shares were allotted to Mr. Sharad Agarwal, 27 equity shares were allotted to Mr. Vishal Sinha, 22 equity shares were allotted to Mr. Palash Kulshreshtha, 21 equity shares were allotted to Mr. Priyanka, 16 equity shares were allotted to Mr. Kshitiz Anand, 9 equity shares were allotted to Mr. Puneet Ghai, 7 equity shares were allotted to Ms. Surbhi Moghe, 6 equity shares were allotted to Ms. T Madhu Kumar, 5 equity shares were allotted to Mr. Soyef, 5 equity shares were allotted to Mr. Shivashankar Kuradagi, 4 equity shares were allotted to Mr. Shruti Nath, 3 equity shares were allotted to Ms. Kanika Saini, 3 equity shares were allotted to Mr. Shivanshu Bhardwaj, 2 equity shares were allotted to Mr. Akash Yadav and 2 equity shares were allotted to Mr. Rahul Chugh
- (108) 5,000 equity shares were allotted to Mr. Harinder Thakkar
- (109) 2,000 equity shares were allotted to Mr. Saurabh Gupta
- (110) 174,750 Equity Shares were allotted to Mr. Sudhanshu Gupta, 24,390 Equity Shares were allotted to Mr. Sandeep Dulloo, 12,670 Equity Shares were allotted to Mr. Akash Singh, 11,110 Equity Shares were allotted to Mr. Rohit Thakur, 10,000 Equity Shares were allotted to Mr. Bhuvnesh Dhingra, 7,500 Equity Shares were allotted to Nitinesh Sharma, 7,060 Equity Shares were allotted to Utkarsh Tripathi, 3,860 Equity Shares were allotted to Mr. Kinshuk Misra, 3,290 Equity Shares were allotted to Mr. Nimit Bhatia, 3,090 Equity Shares were allotted to Mr. Abbas Mehdi, 2,770 Equity Shares were allotted to Mr. Avijit Jain, 2,720 Equity Shares were allotted to Ms. Swati Aggarwal, 1,680 Equity Shares were allotted to Mr. Vinit Sharma, 1,300 Equity Shares were allotted to Mr. Pralabh Jain, 1,270 Equity Shares were allotted to Mr. Rikhab Dagdi, 1,260 Equity Shares were allotted to Mr. Anshu Goyal, 940 Equity Shares were allotted to Mr. Pankaj Kathuria, 850 Equity Shares were allotted to Mr. Ankit Singh Thakur, 830 Equity Shares were allotted to Mr. Indra Sen Singh, 620 Equity Shares were allotted to Mr. Ankit Choudhary, 540 Equity Shares were allotted to Mr. Amit Aggarwal, 500 Equity Shares were allotted to Mr. Vineet Kumar, 440 Equity Shares were allotted to Mr. Abhishek Moondra, 420 Equity Shares were allotted to Mr. Piyush Aggarwal, 400 Equity Shares were allotted to Ms. Devika Singhania, 320 Equity Shares were allotted to Ms. Jagriti, 310 Equity Shares were allotted to Ms. Sheilli Johiya, 300 Equity Shares were allotted to Mr. Aayush Suri, 210 Equity Shares were allotted to Mr. Sachin Gupta, 200 Equity Shares were allotted to Mr. Parveen Kumar, 180 Equity Shares were allotted to Ms. Subhashni V, 50,000 Equity Shares were allotted to Mr. Abhinav Gupta, 29,690 Equity Shares were allotted to Mr. Padam Singh, 27,240 Equity Shares were allotted to Mr. Tushir Aggarwal, 26,000 Equity Shares were allotted to Mr. Dinesh Singh, 16,610 Equity Shares were allotted to Mr. Rahul Nagar, 10,000 Equity Shares were allotted to Mr. Mukesh Kumar Saxena, 6,660 Equity Shares were allotted to Mr. Mukesh Meena, 6,620 Equity Shares were allotted to Mr. Lucky Grover, 6,000 Equity Shares were allotted to Mr. Afaq Mahmood, 5,760 Equity Shares were allotted to Mr. Ravindra Malviya, 5,020 Equity Shares were allotted to Mr. Gaurav Sharma, 4,320 Equity Shares were allotted to Mr. Shubham Gupta, 4,160 Equity Shares were allotted to Mr. Anubhav Aggarwal, 3,940 Equity Shares were allotted to Mr. Jitendra Singh, 3,880 Equity Shares were allotted to Tarun Aggarwal, 3,760 Equity Shares were allotted to Mr. Neeraj Aggarwal, 3,250 Equity Shares were allotted to Mr. Apurv Narang, 2,950 Equity Shares were allotted to Mr. Mukesh Yadav, 2,800 Equity Shares were allotted to Mr. Santosh Kumar Choursia, 2,400 Equity Shares were allotted to Mr. Pawan Kohli, 2,220 Equity Shares were allotted to Mr. Vikrant Bangia, 2,120 Equity Shares were allotted to Mr. Shubham Singh, 1,800 Equity Shares were allotted to Ms. Garima Aggarwal, 1,750 Equity Shares were allotted to Mr. Saibaba Rajkumar, 1,320 Equity Shares were allotted to Mr. Rahul Mathur, 870 Equity Shares were allotted to Mr. Dhanish Chhajer, 850 Equity Shares were allotted to Mr. Abhay Vig, 740 Equity Shares were allotted to Mr. Vikas Singh, 730 Equity Shares were allotted to Nirmal Kumar Singh, 700 Equity Shares were allotted to Mr. Nitesh Malhotra, 670 Equity Shares were allotted to Mr. Abhishek Sharma, 460 Equity Shares were allotted to Mr. Praveen Kumar, 450 Equity Shares were allotted to Mr. Anurag Singla, 410 Equity Shares were allotted to Mr. Vinay Vyas, 400 Equity Shares were allotted to Ms. Sonali Sood, 350 Equity Shares were allotted to Mr. Preetham Nair, 320 Equity Shares were allotted to Mr. Abhijit Prasad, 260 Equity Shares were allotted to Mr. Viplov Rana, 230 Equity Shares were allotted to Ms. Poonam Saini, 220 Equity Shares were allotted to Mr. Chirag Jashvantbhai Raval, 190 Equity Shares were allotted to Mr. Devki Nandan Raikwar, 160 Equity Shares were allotted to Ms. Rikita Mehra, 130 Equity Shares were allotted to Mr. Hari Prasad Gundlapalli, 120 Equity Shares were allotted to Mr. Kumar Purushottam, 110 Equity Shares were allotted to Mr. Rishabh Ghai, 90 Equity Shares were allotted to Mr. Chirag Lunawat, 20 Equity Shares were allotted to Mr. Vishal Kumar Sinha, 20 Equity Shares were allotted to Mr. Aditya Kumar and 20 Equity Shares were allotted to Mr. Vikash Mahato
- (111) 30,300 Equity Shares were allotted to Ms. Smita Ranjan

<sup>(112)</sup> 116,667 Equity Shares were allotted to Mr. Amit Nayyar, 70,805 Equity Shares were allotted to Mr. Abhishek Bagga, 66,120 Equity Shares were allotted to Mr. Nikhil Saigal, 55,750 Equity Shares were allotted to Ms. Charumitra Pujari, 53,486 Equity Shares were allotted to Mr. Nilesh Kumar Singh, 51,421 Equity Shares were allotted to Mr. Saurabh Gupta, 50,621 Equity Shares were allotted to Mr. Fang Sam, 32,720 Equity Shares were allotted to Mr. Equity Shares were allotted to Mr. Rahul Saini, 27,630 Equity Shares were allotted to Mr. Bhuvnesh Dhingra, 25,560 Equity Shares were allotted to Mr. Abhay Sharma, 25,000 Equity Shares were allotted to Mr. Varun Malhotra, 12,590 Equity Shares were allotted to Mr. Deepak Chawla, 11,990 Equity Shares were allotted to Mr. Abhishek Sharma, 10,000 Equity Shares were allotted to Mr. Ripunjai Gaur, 9,500 Equity Shares were allotted to Mr. Ashish Khanna, 8,730 Equity Shares were allotted to Mr. Anish Joseph Abraham, 8,580 Equity Shares were allotted to Ms. Neha Agarwal, 8,520 Equity Shares were allotted to Mr. Anand Kishor Dubey, 7,088 Equity Shares were allotted to Mr. Deepak Gupta, 6,540 Equity Shares were allotted to Mr. Mohit Sud, 6,314 Equity Shares were allotted to Ms. Akriti Singh, 6,170 Equity Shares were allotted to Mr. Ravinder Kumar Gupta, 6,140 Equity Shares were allotted to Ms. Yesu Grover, 5,328 Equity Shares were allotted to Mr. Kaustubh Rana, 4,974 Equity Shares were allotted to Mr. Ravish Kumar, 4,910 Equity Shares were allotted to Mr. Chandan Singh Negi, 4,050 Equity Shares were allotted to Mr. Mayank Kumar, 3,500 Equity Shares were allotted to Mr. Tejinder Singh, 3,383 Equity Shares were allotted to Mr. Himanshu Saini, 3,000 Equity Shares were allotted to Mr. Nitin Singh, 2,928 Equity Shares were allotted to Mr. Tejas Agarwal, 2,778 Equity Shares were allotted to Mr. Pemendra Nag, 2,280 Equity Shares were allotted to Mr. Amit Lamba, 2,150 Equity Shares were allotted to Mr. Anant Bavsar, 1,940 Equity Shares were allotted to Mr. Sushant Kumar, 1,890 Equity Shares were allotted to Mr. Ankur Gupta, 1,851 Equity Shares were allotted to Mr. Ankit Garg, 1,487 Equity Shares were allotted to Mr. Paramjeet Singh, 1,410 Equity Shares were allotted to Mr. Pawan Agarwal, 1,110 Equity Shares were allotted to Ms. Saloni Malhotra, 621 Equity Shares were allotted to Ms. Heena Dhankani, 445 Equity Shares were allotted to Mr. Prateek Goel, 417 Equity Shares were allotted to Mr. Sunder Sharma, 400 Equity Shares were allotted to Ms. Isha Singhal, 360 Equity Shares were allotted to Ms. Riti Sapra, 350 Equity Shares were allotted to Mr. Chinkit Kumar Tyagi, 300 Equity Shares were allotted to Mr. Amitesh Singh, 278 Equity Shares were allotted to Mr. Rishabh Agrawal, 240 Equity Shares were allotted to Mr. Akshat Goel, 240 Equity Shares were allotted to Mr. Mohan Singh, 230 Equity Shares were allotted to Mr. Atul Kulhar, 222 Equity Shares were allotted to Mr. Vishal Jain, 213 Equity Shares were allotted to Mr. Piyush Agarwal, 201 Equity Shares were allotted to Mr. Tushar Rastogi, 183 Equity Shares were allotted to Ms. Nishika Garg, 174 Equity Shares were allotted to Mr. Akshat Sachdeva, 144 Equity Shares were allotted to Mr. Kapil Kaushal, 84 Equity Shares were allotted to Ms. Soni Singh, 30,000 Equity Shares were allotted to Mr. Mukesh Kumar Saxena, 29,420 Equity Shares were allotted to Mr. Abhinav Gupta, 22,256 Equity Shares were allotted to Mr. Shikhar Agarwal, 12,626 Equity Shares were allotted to Mr. Dinesh Singh, 12,518 Equity Shares were allotted to Mr. Nishith Tripathi, 12,000 Equity Shares were allotted to Mr. Ram Bhawan Chauhan, 5,980 Equity Shares were allotted to Ms. Smita Ray, 5,886 Equity Shares were allotted to Mr. Kumar Sarvendu Bindeshwar Singh, 5,180 Equity Shares were allotted to Mr. Himanshu Setia, 5,040 Equity Shares were allotted to Mr. Amol Thakare, 5,000 Equity Shares were allotted to Mr. Binu Verghese, 4,353 Equity Shares were allotted to Mr. Chander Mohan, 3,967 Equity Shares were allotted to Mr. Robin Chhabra, 3,966 Equity Shares were allotted to Mr. Rajan Singh, 3,550 Equity Shares were allotted to Mr. Nitin Jain, 3,420 Equity Shares were allotted to Mr. Bhavin Javia, 3,333 Equity Shares were allotted to Mr. Devendra Kumar Rane, 3,333 Equity Shares were allotted to Mr. Premanshu Singh, 3,200 Equity Shares were allotted to Mr. Ketan Chopra, 3,150 Equity Shares were allotted to Mr. Nitish Gautam, 3,072 Equity Shares were allotted to Mr. Rajinder Kotwal, 2,410 Equity Shares were allotted to Mr. Manish Verma, 2,210 Equity Shares were allotted to Mr. Ashutosh, 2,070 Equity Shares were allotted to Mr. Jibin Scaria, 2,000 Equity Shares were allotted to Mr. Anil Jain, 2,000 Equity Shares were allotted to Mr. Pawan Kumar, 1,968 Equity Shares were allotted to Mr. Abhishek Gupta, 1,890 Equity Shares were allotted to Mr. Ankit Bansal, 1,760 Equity Shares were allotted to Mr. Raktim Dutta, 1,680 Equity Shares were allotted to Mr. Arun Kumar Saxena, 1,670 Equity Shares were allotted to Mr. Jayanta Banerjee, 1,458 Equity Shares were allotted to Mr. Sujeeet Kumar, 1,404 Equity Shares were allotted to Mr. Sanjay Kumar, 1,370 Equity Shares were allotted to Ms. Dhruva Somani, 1,332 Equity Shares were allotted to Mr. Tapeesh Rajrishi, 1,111 Equity Shares were allotted to Mr. Rohit Lohia, 1,065 Equity Shares were allotted to Mr. Gopalji Yadav, 1,038 Equity Shares were allotted to Mr. Pankaj Acharya, 1,023 Equity Shares were allotted to Mr. Mohit Garg, 999 Equity Shares were allotted to Mr. Cyrus Dinshaw Khambata, 972 Equity Shares were allotted to Mr. Narendra Kirola, 972 Equity Shares were allotted to Mr. Motiur Rahman, 888 Equity Shares were allotted to Mr. Gurdeep Singh, 870 Equity Shares were allotted to Mr. Vipul Bhardwaj, 801 Equity Shares were allotted to Mr. Mayur Kumar Chandrakant Kataria, 770 Equity Shares were allotted to Mr. Jatinder Aneja, 720 Equity Shares were allotted to Mr. Ashish Mishra, 700 Equity Shares were allotted to Mr. Prashant Rajpal, 696 Equity Shares were allotted to Mr. Mahit Kathuria, 666 Equity Shares were allotted to Mr. Arun Bhandawat, 660 Equity Shares were allotted to Mr. Hari Prasad Jalla, 582 Equity Shares were allotted to Mr. Deendayal Garg, 462 Equity Shares were allotted to Mr. Pankaj Srivastava, 459 Equity Shares were allotted to Mr. Ankit Gupta, 450 Equity Shares were allotted to Mr. Vipul Kumar Sharma, 399 Equity Shares were allotted to Mr. Sudeep Gupta, 399 Equity Shares were allotted to Mr. Tarun Chabarwal, 399 Equity Shares were allotted to Mr. Prateek Sehgal, 393 Equity Shares were allotted to Mr. Jay Prakash Tiwari, 381 Equity Shares were allotted to Mr. Harish Singh Bisht, 380 Equity Shares were allotted to Mr. Agrim Bansal, 370 Equity Shares were allotted to Ms. Aishwarya Gupta, 363 Equity Shares were allotted to Mr. Ankur Katiyar, 361 Equity Shares were allotted to Mr. Vikash Jalan, 342 Equity Shares were allotted to Mr. Manoj Petshali, 339 Equity Shares were allotted to Mr. Sandeep Kumar, 330 Equity Shares were allotted to Mr. Abhinav Singh Chauhan, 327 Equity Shares were allotted to Mr. Krishna Kumar, 300 Equity Shares were allotted to Mr. Pawan Kumar Singh, 278 Equity Shares were allotted to Mr. Vaibhav Srivastava, 277 Equity Shares were allotted to Ms. Kavita Choudhary, 276 Equity Shares were allotted to Ms. Jagwanti Sindhu, 250 Equity Shares were allotted to Mr. Roshan M Mathew, 243 Equity Shares were allotted to Mr. Amritpal Singh, 243 Equity Shares were allotted to Mr. Vikas Rathour, 241 Equity Shares were allotted to Mr. Ashish Kumar Singh, 234 Equity Shares were allotted to Mr. Mukul Bansal, 227 Equity Shares were allotted to Ms. Saumya Shree, 225 Equity Shares were allotted to Ms. Kovvali Naga Sai Kishore, 207 Equity Shares were allotted to Mr. Dheeraj Singh Karki, 201 Equity Shares were allotted to Ms. Anjali Chhabra, 198 Equity Shares were allotted to Mr. Vivek Janardhan Kamate, 177 Equity Shares were allotted to Mr. Siddharth Asthana, 177 Equity Shares were allotted to Mr. Ankit Chandra, 174 Equity Shares were allotted to Mr. Roshan Kumar, 167 Equity Shares were allotted to Mr. Siddharth Mehta, 150 Equity Shares were allotted to Mr. Jithu PS, 144 Equity Shares were allotted to Mr. Sudhanshu Gupta, 144 Equity Shares were allotted to Mr. Nishant Mor, 144 Equity Shares were allotted to Mr. Shubham Gupta, 139 Equity Shares were allotted to Mr. Ankit Malik, 138 Equity Shares were allotted to Mr. Nimit Arora, 138 Equity Shares were allotted to Mr. Kamesh, 132 Equity Shares were allotted to Mr. Dileep Singh Bhaduria, 126 Equity Shares were allotted to Mr. Akash Raj Gupta, 120 Equity Shares were allotted to Mr. Sachin Karnani, 120 Equity Shares were allotted to Mr. Kumar Kunal, 111 Equity Shares were allotted to Mr. Arpit Bajpai, 110 Equity Shares were allotted to Mr. Sagar

Sameer, 99 Equity Shares were allotted to Mr. Sudeep Kumar Ghorai, 96 Equity Shares were allotted to Mr. Abhishek Garg, 84 Equity Shares were allotted to Mr. Bhupendra and 28 Equity Shares were allotted to Mr. Deepak Kumar

(113) 24,060 Equity Shares were allotted to Mr. Saurabh Gupta, 5,026 Equity Shares were allotted to Mr. Rajender Singh Rawat, 7,000 Equity Shares were allotted to Mr. Shalabh Gupta and 6,026 Equity Shares were allotted to Mr. Amit Kumar Singh.

(114) 4,180 Equity Shares were allotted to Mr. Rahul Kashyap

(115) 164,490 Equity Shares were allotted to Mr. N. Ramkumar, 63,048 Equity Shares were allotted to Mr. V Sasiraman, 28,112 Equity Shares were allotted to Mr. Shreyas Srinivasan, 15,750 Equity Shares were allotted to Mr. Vikas Sharma, 8,430 Equity Shares were allotted to Ms. Megha Lakshmi Narayanan, 8,333 Equity Shares were allotted to Mr. Manmeet Dhodhy, 7,506 Equity Shares were allotted to Mr. Amit Patel, 6,662 Equity Shares were allotted to Mr. Neehar Venugopal, 3,804 Equity Shares were allotted to Mr. Ujas Virendrakumar Shah, 1,111 Equity Shares were allotted to Mr. Gaurav Seth, 741 Equity Shares were allotted to Mr. Imam Hussain, 636 Equity Shares were allotted to Mr. Santosh Gupta, 567 Equity Shares were allotted to Mr. Alok Agrawal, 556 Equity Shares were allotted to Mr. Mohit Tomar, 534 Equity Shares were allotted to Mr. Prashant Saurav, 501 Equity Shares were allotted to Mr. Raman Gujnani, 462 Equity Shares were allotted to Mr. Siddharth Singh, 417 Equity Shares were allotted to Ms. Deepti Aggarwal, 339 Equity Shares were allotted to Mr. Sunny Shankar, 324 Equity Shares were allotted to Mr. Mohit Goyal, 300 Equity Shares were allotted to Mr. Shivram Dega, 285 Equity Shares were allotted to Mr. Shivam Gupta, 279 Equity Shares were allotted to Mr. Manoj Deol, 276 Equity Shares were allotted to Mr. Varun Sehgal, 201 Equity Shares were allotted to Mr. Aman Arora, 144 Equity Shares were allotted to Mr. Shorya Kumar Soam, 108 Equity Shares were allotted to Mr. Mohit Aggarwal, 105 Equity Shares were allotted to Ms. Vidisha Goel, 66 Equity Shares were allotted to Ms. Anupama Sinha, 57 Equity Shares were allotted to Mr. Kanish Roshan, 7,930 Equity Shares were allotted to Mr. Manikathuparambil Baby Josekuttan, 6,960 Equity Shares were allotted to Mr. Jacob Pattara, 1,100 Equity Shares were allotted to Mr. Jeph Paul Alapat, 998 Equity Shares were allotted to Mr. Nikhil Yadav, 507 Equity Shares were allotted to Mr. Abhay Jain, 294 Equity Shares were allotted to Mr. Deepak Kumar, 183 Equity Shares were allotted to Ms. B Janaki, 139 Equity Shares were allotted to Mr. Piyush Ranjan, 83 Equity Shares were allotted to Mr. Akash Srivastav and 22 Equity Shares were allotted to Mr. Chundururu Reddy Venkata Phanindra Gupta

(116) 10,598 Equity Shares were allotted to Mr. Sheikh Sharjeel Alifisani, 1,479 Equity Shares were allotted to Mr. Bhuvnesh Bansal, 624 Equity Shares were allotted to Mr. Ayush Mittal, 474 Equity Shares were allotted to Mr. Neeraj Ranjan, 375 Equity Shares were allotted to Mr. Ashish Gupta, 309 Equity Shares were allotted to Mr. Pinkesh Kumar Singh, 264 Equity Shares were allotted to Ms. Sindu Maria Joseph, 225 Equity Shares were allotted to Mr. Pallav Kumar, 174 Equity Shares were allotted to Mr. Rohit Sharma, 162 Equity Shares were allotted to Mr. Rupak Sharma, 159 Equity Shares were allotted to Mr. Ashish Gusain, 153 Equity Shares were allotted to Ms. Sonam Bansal, 117 Equity Shares were allotted to Mr. Ashutosh Sati, 530,310 Equity Shares were allotted to Mr. Madhur Deora, 132 Equity Shares were allotted to Mr. Vishank Sharma, 99 Equity Shares were allotted to Mr. Vipin Kumar and 81 Equity Shares were allotted to Mr. Gulshan Kumar

(117) 12,22,940 Equity Shares were allotted to Mr. Harinder Thakkar

(118) 52,538 Equity Shares were allotted to Mr. Aditya Mhatre, 40,000 Equity Shares were allotted to Mr. Otto Mok, 34,350 Equity Shares were allotted to Mr. Parwaz Virk, 31,620 Equity Shares were allotted to Mr. Mudkavi Sankarshan, 25,758 Equity Shares were allotted to Mr. Naqiyah Rampuri, 20,176 Equity Shares were allotted to Mr. Daniel Joanes, 18,424 Equity Shares were allotted to Mr. Jerome Gagnon, 15,810 Equity Shares were allotted to Mr. Shridhar Atul, 10,500 Equity Shares were allotted to Mr. Kamal Alkanti, 10,086 Equity Shares were allotted to Mr. Harinder Thakkar, 6,504 Equity Shares were allotted to Mr. Hui Zhang, 6,504 Equity Shares were allotted to Mr. Wang Xuhui, 5,808 Equity Shares were allotted to Mr. Ashish Bisht, 5,000 Equity Shares were allotted to Mr. Nitin Sharma, 4,800 Equity Shares were allotted to Ms. Aparna Srivastava, 3,726 Equity Shares were allotted to Mr. He Siyuan, 2,226 Equity Shares were allotted to Mr. Manu Krishna Saxena, 1,950 Equity Shares were allotted to Mr. Anubhav Jain, 1,087 Equity Shares were allotted to Mr. Prashant Tiwari, 966 Equity Shares were allotted to Mr. Balendra Singh, 700 Equity Shares were allotted to Mr. Vineet Kumar, 470 Equity Shares were allotted to Ms. Divya Galagali, 468 Equity Shares were allotted to Ms. Richa Jha, 363 Equity Shares were allotted to Mr. Govind Gupta, 324 Equity Shares were allotted to Mr. Dhruv Gupta, 318 Equity Shares were allotted to Mr. Amit Kumar Kushwaha, 267 Equity Shares were allotted to Mr. Vishal Srivastava, 249 Equity Shares were allotted to Ms. Riya Sharma, 201 Equity Shares were allotted to Ms. Sneha Baldewa, 174 Equity Shares were allotted to Mr. Vibhor Agarwal, 135 Equity Shares were allotted to Mr. Nishant Bhatnagar, 96 Equity Shares were allotted to Ms. Ambreen Bano, 1,29,628 Equity Shares were allotted to Mr. Anand Hirvey, 56,743 Equity Shares were allotted to Mr. Mukesh Kumar Saxena, 43,999 Equity Shares were allotted to Mr. Ripunjai Gaur, 13,000 Equity Shares were allotted to Mr. Shalabh Gupta, 6,114 Equity Shares were allotted to Mr. Mrinal Tambi, 4,498 Equity Shares were allotted to Mr. Pawan Kumar, 4,000 Equity Shares were allotted to Mr. Michael Sunil Massey, 3,000 Equity Shares were allotted to Mr. Binu Varghese, 2,976 Equity Shares were allotted to Mr. Afaq Mahmood, 2,484 Equity Shares were allotted to Mr. Sahil Jaswal, 2,304 Equity Shares were allotted to Mr. Sachin Kumar, 2,277 Equity Shares were allotted to Mr. Ram Bhawan Chauhan, 2,248 Equity Shares were allotted to Mr. Pawan Kumar, 1,773 Equity Shares were allotted to Mr. Prakash Jha, 1,746 Equity Shares were allotted to Mr. Kapil Dav, 1,509 Equity Shares were allotted to Mr. Suraj Singh Chauhan, 1,407 Equity Shares were allotted to Mr. Nipun Arora, 1,389 Equity Shares were allotted to Mr. Sameer Kapoor, 1,218 Equity Shares were allotted to Mr. Deepak Sharma, 1,212 Equity Shares were allotted to Mr. Bishnu Prasad Pandey, 1,092 Equity Shares were allotted to Mr. Madan Mohan, 1,087 Equity Shares were allotted to Mr. Abhishek Madan, 1,019 Equity Shares were allotted to Mr. Kundarapu Vinay Kumar, 1,000 Equity Shares were allotted to Mr. Anil Jain, 930 Equity Shares were allotted to Ms. Ritu Sharma, 900 Equity Shares were allotted to Mr. Shrey Agarwal, 819 Equity Shares were allotted to Mr. Sanchit Kapoor, 768 Equity Shares were allotted to Mr. Arun Mozhi Varman G, 750 Equity Shares were allotted to Ms. Neha Sinha, 651 Equity Shares were allotted to Mr. Ashish Dwivedi, 591 Equity Shares were allotted to Mr. Rohit Gattani, 582 Equity Shares were allotted to Mr. Anjaneya Sharan Singh Dayal, 558 Equity Shares were allotted to Mr. Varun Ahojja, 450 Equity Shares were allotted to Mr. Pankaj Kumar, 450 Equity Shares were allotted to Ms. Neelam Vats, 444 Equity Shares were allotted to Ms. Anu George, 432 Equity Shares were allotted to Ms. Shilpa Maria Mathew, 417 Equity Shares were allotted to Mr. Kumar Saurabh, 399 Equity Shares were allotted to Mr. Ganesh Kumar, 333 Equity Shares were allotted to Mr. Chetan MP, 318 Equity Shares were allotted to Mr. Rajan Khurana, 291 Equity Shares were allotted to Mr. Nikhil Sharma, 288 Equity Shares were allotted to Mr. Vishant Taneja, 278 Equity Shares were allotted to Mr. Vinay Singhal, 278 Equity Shares were allotted to Mr. Ashish Banga, 267 Equity Shares were allotted to Ms. Soumya Pattar, 258 Equity Shares were allotted to Mr. Rahul Kumar Mishra, 250 Equity Shares were allotted to Mr. Sahil Arora, 250 Equity Shares were allotted to Mr. Nikhil Shivaji Ugane, 234 Equity Shares were allotted to Mr. Anoop Miglani, 234 Equity Shares were allotted to Mr. Ganesh Nandagiri, 228 Equity Shares were allotted to

Mr. Neelesh Sharma, 225 Equity Shares were allotted to Mr. Gedada Sri Siva Ganesh, 225 Equity Shares were allotted to Mr. Piyusha Sanjay Bahad, 207 Equity Shares were allotted to Mr. Mayank Gupta, 189 Equity Shares were allotted to Mr. Prafull Shrivastav, 189 Equity Shares were allotted to Mr. Harshit Jain, 187 Equity Shares were allotted to Mr. Prince Gupta, 180 Equity Shares were allotted to Ms. Aparna Agrawal, 180 Equity Shares were allotted to Mr. Manish Jindal, 177 Equity Shares were allotted to Mr. Aman Sharma, 168 Equity Shares were allotted to Mr. Sourabh Deshpande, 168 Equity Shares were allotted to Mr. Vikas Kumar, 167 Equity Shares were allotted to Mr. Aditya Swaminathan, 147 Equity Shares were allotted to Ms. Annu Yadav, 144 Equity Shares were allotted to Mr. Prateek Khurana, 144 Equity Shares were allotted to Mr. Vikram Kaviya, 144 Equity Shares were allotted to Mr. Amit Kavia, 141 Equity Shares were allotted to Mr. Pasupuleti Venkat Rao, 138 Equity Shares were allotted to Mr. Rajesh Ranganath Iyer, 135 Equity Shares were allotted to Mr. Gagandeep Kataria, 135 Equity Shares were allotted to Mr. Anish George Benjamin, 132 Equity Shares were allotted to Mr. Mohd Shahbaz Khan, 129 Equity Shares were allotted to Ms. Deepika Verma, 126 Equity Shares were allotted to Mr. Khageshor Gnawali, 123 Equity Shares were allotted to Mr. Siddharth Rawat, 93 Equity Shares were allotted to Ms. Simran Kaur, 89 Equity Shares were allotted to Mr. Shwetank Mishra, 83 Equity Shares were allotted to Ms. Priyanshi Goyal, 42 Equity Shares were allotted to Ms. Aksa Zehra, 73 Equity Shares were allotted to Mr. Rohit Sharma and 28 Equity Shares were allotted to Mr. Ramprasad Mohandas Thakur

<sup>(119)</sup> 7,494 Equity Shares were allotted to Mr. Shalabh Gupta

<sup>(120)</sup> 4,789 Equity Shares were allotted to Ms. Nidhi Vasudeva, 3,899 Equity Shares were allotted to Mr. Ashok Kumar, 3,789 Equity Shares were allotted to Mr. Mukesh Kumar and 3 Equity Shares were allotted to Mr. Bishnu Prasad Pandey

As on the date of this Prospectus, our Company does not have any outstanding preference share capital.

2. As on the date of this Prospectus, our Company has not issued equity shares out of revaluation reserves at any time since incorporation.
3. Except as stated below, as on date of this Prospectus, our Company has not issued equity shares for consideration other than cash at any time since incorporation.

Date of allotment	Nature of allotment	No. of equity shares allotted	Face value per equity share (₹)	Issue price per equity share (₹)	Nature of consideration	Benefits to our Company
September 26, 2005	Scheme of amalgamation <sup>(1)</sup>	878,980	10	10	N.A.	-
November 30, 2005	Bonus issue in the ratio of 18:5 <sup>(2)</sup>	6,764,328	10	N.A.	N.A.	-
March 13, 2007	Bonus issue in the ratio of 605:200 <sup>(3)</sup>	3,353,000	10	N.A.	N.A.	-
June 9, 2018	Preferential allotment <sup>(4)</sup>	116,001	10	10,560	Other than cash	-
February 21, 2019	Preferential allotment <sup>(5)</sup>	217,034	10	7,952.02	Other than cash	-

<sup>(1)</sup> Allotment of 351,592 equity shares to Mr. Peeyush Kumar Aggarwal and 527,388 equity shares to Mr. Vijay Shekhar Sharma as shareholders of the erstwhile Worldwide Computer Services Private Limited ("WCSPL"), pursuant to the scheme of amalgamation of WCSPL with our Company, which was approved by the High Court of Delhi by its order dated August 24, 2005. On filing of a certified copy of the order with the RoC, the scheme of amalgamation became operational retrospectively with effect from April 1, 2004.

<sup>(2)</sup> Bonus issuance of 2,705,731 equity shares to Mr. Peeyush Kumar Aggarwal and 4,058,597 equity shares to Mr. Vijay Shekhar Sharma pursuant to capitalisation of ₹67,643,280 out of the profit and loss account of our Company.

<sup>(3)</sup> Bonus issuance of 1,341,200 equity shares to Mr. Peeyush Kumar Aggarwal and 2,011,800 equity shares to Mr. Vijay Shekhar Sharma pursuant to capitalisation of ₹33,530,000 out of the profit and loss account of our Company.

<sup>(4)</sup> 111,735 equity shares were allotted to Wormhole Technology (Singapore) Private Limited, 2,001 equity shares were allotted to N. Ramkumar, 1,056 equity shares were allotted to V. Sasiraman, 848 equity shares were allotted to R. Vijayakumari, 265 equity shares were allotted to R. Ravisankar, 32 equity shares were allotted to Susithra C, 32 equity shares were allotted to Kavitha and 32 equity shares were allotted to Prabhakar C in exchange of equity shares of Orbgen Technologies Private Limited at a ratio of 1:0.12, i.e. in exchange for every 1 equity share of Orbgen Technologies Private Limited, 0.12 equity shares of the Company were issued, at an implied issue price of ₹ 10,560 per equity share of our Company.

<sup>(5)</sup> 91,202 equity shares were allotted to GAMNAT Pte. Ltd. and 125,832 equity shares were allotted to SAIF Partners India IV Limited in exchange of equity shares of Little Internet Private Limited at a ratio of 1:0.020, i.e. in exchange of every equity share of Little Internet Private Limited, 0.020 equity shares of our Company were issued, at an implied issue price of ₹7,952.02 per equity share of our Company.

#### 4. Equity shares issued pursuant to scheme of amalgamation

Our Company has not allotted any equity shares pursuant to any scheme approved under Sections 391 to 394 of the Companies Act, 1956 or Sections 230 to 234 of the Companies Act, 2013, except for 878,890 equity shares which were allotted to the shareholders of Worldwide Computer Services Private Limited pursuant to a scheme of amalgamation, the details of which are mentioned below:

Date of allotment	No. of equity shares allotted	Face value per equity share (₹)	Issue price per equity share (₹)	Allottees
September 26, 2005	878,980	10	10	Mr. Vijay Shekhar Sharma and Mr. Peeyush Kumar Aggarwal <sup>(1)</sup>

<sup>(1)</sup> Allotment of 351,592 equity shares to Mr. Peeyush Kumar Aggarwal and 527,388 equity shares to Mr. Vijay Shekhar Sharma as shareholders of the erstwhile Worldwide Computer Services Private Limited (“WCSPL”), pursuant to the scheme of amalgamation of WCSPL with our Company, which was approved by the High Court of Delhi by its order dated August 24, 2005. On filing of a certified copy of the order with the RoC, the scheme of amalgamation became operational retrospectively with effect from April 1, 2004.

#### 5. Issue of shares at a price lower than the Offer Price in the last year

The Offer Price for the Equity Shares is ₹ 2,150. For details of allotments made in the last one year, see “ – Notes to Capital Structure – Share Capital History” on page 102.

#### 6. Details of equity shares granted under employee stock option schemes

For details of shares granted under employee stock option schemes, please refer to “ – Notes to Capital Structure – Employee Stock Option Schemes” on page 121.

#### 7. Details of lock-in

##### (a) Details of equity shares locked-in for three years

Our Company is a professionally managed company and does not have an identifiable promoter in terms of the SEBI ICDR Regulations and the Companies Act, 2013. Accordingly, in terms of Regulation 14(1) of the SEBI ICDR Regulations, there is no requirement of minimum promoter’s contribution in this Offer and accordingly, none of the Equity Shares will be locked in for a period of three years pursuant to the Offer.

##### (b) Details of Equity Shares locked-in for one year

In terms of Regulation 17 of the SEBI ICDR Regulations, the entire pre-Offer equity share capital of our Company will be locked-in for a period of one year or such other timelines as may be prescribed by applicable law from the date of Allotment in the Offer, except (a) the Equity Shares allotted to the employees under ESOP Schemes pursuant to exercise of options held by such employees (whether currently employees or not); (b) Equity Shares held by a venture capital fund (“VCF”) or alternative investment fund of category I or category II (“AIF”) or a foreign venture capital investor (“FVCI”), provided that such Equity Shares were locked-in for a period of at least one year or as per applicable law from the date of purchase by the VCF or AIF or FVCI, and (c) Offered Shares, which are successfully transferred as part of the Offer for Sale.

Any unsubscribed portion of the Offered Shares would also be locked-in as required under the SEBI ICDR Regulations.

##### (c) Lock-in of Equity Shares Allotted to Anchor Investors

Any Equity Shares Allotted to Anchor Investors in the Anchor Investor Portion shall be locked in for a period of 30 days from the date of Allotment.

**(d) Other requirements in respect of lock-in**

In terms of Regulation 22 of the SEBI ICDR Regulations, the Equity Shares held by our Shareholders prior to the Offer and locked-in pursuant to Regulation 17 of the SEBI ICDR Regulations for a period of one year, may be transferred to any other person holding Equity Shares which are locked in along with the Equity Shares proposed to be transferred, subject to the continuation of the lock in applicable to the transferee and compliance with the provisions of the Securities and Exchange Board of India (Substantial Acquisition of Shares and Takeovers) Regulations, 2011, as amended.

8. None of our Directors or their relatives has purchased or sold equity shares, during the six months immediately preceding the date of this Prospectus.
9. There are no financing arrangements whereby our Directors or their relatives have financed the purchase of equity shares of our Company by any other person other than in the normal course of business during the six months immediately preceding the date of the Draft Red Herring Prospectus, the Red Herring Prospectus and this Prospectus.

*[Remainder of the page has been intentionally left blank]*

## 10. Our shareholding pattern

Set forth below is the shareholding pattern of our Company as on the date of this Prospectus:

Category (I)	Category of the Shareholder (II)	No. of Shareholders (III)	No. of fully paid-up equity shares held (IV)	No. of partly paid-up equity shares held (V)	No. of shares underlying Depository Receipts (VI)	Total No. shares held (VII) = (IV)+(V)+ (VI)	Shareholding as a % of total no. of shares (calculated as per SCRR, 1957) As a % of (A+B+C2) (VIII)	No. of Voting Rights held in each class of securities (IX)			No. of shares Underlying Outstanding convertible securities (including Warrants) (X)	Shareholding as a % assuming full conversion of convertible securities (as a % of diluted share capital (XI)=(VII)+(X) as a % of (A+B+C2)	Number of Locked in shares (XII)		Number of shares pledged or otherwise encumbered (XIII)		Number of equity shares held in dematerialized from (XIV)	
								Class eg: X	Class eg: Y	Total			No. (a)	As a % of total shares held (b)	No. (a)	As a % of total shares held (b)		
(A)	<b>Promoter &amp; Promoter Group</b>	N.A.	N.A.	N.A.	N.A.	N.A.	N.A.	N.A.	N.A.	N.A.	N.A.	N.A.	N.A.	N.A.	N.A.	N.A.	N.A.	N.A.
(B)	<b>Public</b>	6,605	609,669,008	Nil	Nil	609,669,008	100%	N.A.	N.A.	609,669,008	100%	N.A.	N.A.	N.A.	N.A.	290,531	0.05%	607,120,258
(C)	<b>Non Promoter-Non Public</b>	N.A.	N.A.	N.A.	N.A.	N.A.	N.A.	N.A.	N.A.	N.A.	N.A.	N.A.	N.A.	N.A.	N.A.	N.A.	N.A.	N.A.
(1)	Shares underlying Custodian/Depository Receipts	N.A.	N.A.	N.A.	N.A.	N.A.	N.A.	N.A.	N.A.	N.A.	N.A.	N.A.	N.A.	N.A.	N.A.	N.A.	N.A.	N.A.
(2)	Shares held by Employee Trusts	N.A.	N.A.	N.A.	N.A.	N.A.	N.A.	N.A.	N.A.	N.A.	N.A.	N.A.	N.A.	N.A.	N.A.	N.A.	N.A.	N.A.
	<b>Total (A)+(B)+(C)</b>	6,605	609,669,008	Nil	Nil	609,669,008	100%	N.A.	N.A.	609,669,008	100%	N.A.	N.A.	N.A.	N.A.	290,531	0.05%	607,120,258

### 11. Shareholding of our Directors and Key Managerial Personnel

(a) Except as stated below, none of our Directors or Key Managerial Personnel hold any Equity Shares in our Company.

Name of Directors/ KMPs	No. of Equity Shares	% of pre-Offer equity share capital (%)	Number of ESOPs held
<b>Directors</b>			
Mr. Vijay Shekhar Sharma	59,545,834	9.1	21,000,000
Mr. Mark Schwartz	935,970	0.2	Nil
Mr. Neeraj Arora	75,000	0.0*	Nil
<b>Key Managerial Personnel</b>			
Mr. Madhur Deora	643,950	0.1	666,662
Mr. Vikas Garg	468,420	0.1	222,222
Mr. Sudhanshu Gupta	164,750	0.0*	113,970
Mr. Harinderpal Singh Takhar	1,245,526	0.2	23,534
Ms. Renu Satti	278,790	0.0*	111,111
Mr. Praveen Kumar Sharma	13,880	0.0*	213,899
Mr. Manmeet Singh Dhody	8,330	0.0*	141,664
Mr. Bhavesh Gupta	Nil	Nil	383,334
Mr. Deepankar Sanwalka	Nil	Nil	152,780
Mr. Amit Khera	Nil	Nil	15,560
<b>Total</b>	<b>63,380,450</b>	<b>9.66</b>	<b>23,044,736</b>

\*Negligible

12. As on the date of this Prospectus, our Company has 6,605 Shareholders.

### 13. Details of shareholding of the major Shareholders of our Company

The details of our Shareholders holding 1% or more of the paid-up share capital of our Company on a fully diluted basis: (i) as on the date of this Prospectus; (ii) as of 10 days prior to the date of this Prospectus; (iii) as of one year prior to the date of this Prospectus; and (iv) as of two years prior to the date of this Prospectus, are set out below:

(a) Shareholders holding 1% or more of the paid-up share capital of our Company as on the date of this Prospectus

S. No.	Shareholder	Number of Equity Shares of face value of ₹ 1 each held	Percentage of the pre-Offer equity share capital (%)
1.	Antfin (Netherlands) Holding B.V.	183,301,220	27.9
2.	SVF India Holdings (Cayman) Limited	113,262,230	17.3
3.	SAIF III Mauritius Company Limited	74,910,610	11.4
4.	Mr. Vijay Shekhar Sharma	59,545,834	9.1
5.	Alibaba.Com Singapore E-Commerce Private Limited	44,282,140	6.8
6.	SAIF Partners India IV Limited	31,802,020	4.8
7.	Axis Trustee Services Limited*	30,970,406	4.7
8.	BH International Holdings	17,027,130	2.6
9.	SVF Panther (Cayman) Limited	7,855,970	1.2
	<b>Total</b>	<b>562,957,560</b>	<b>85.8</b>

\*On behalf of Sharma Family Trust

(b) Shareholders holding 1% or more of the paid-up share capital of our Company as of 10 days prior to the date of this Prospectus

S. No.	Shareholder	Number of Equity Shares of face value of ₹ 1 each held	Percentage of the pre-Offer equity share capital (%)
1.	Antfin (Netherlands) Holding B.V.	183,301,220	27.9
2.	SVF India Holdings (Cayman) Limited	113,262,230	17.3
3.	SAIF III Mauritius Company Limited	74,910,610	11.4
4.	Mr. Vijay Shekhar Sharma	59,545,834	9.1
5.	Alibaba.Com Singapore E-Commerce Private Limited	44,282,140	6.8
6.	SAIF Partners India IV Limited	31,802,020	4.8
7.	Axis Trustee Services Limited*	30,970,406	4.7
8.	BH International Holdings	17,027,130	2.6
9.	SVF Panther (Cayman) Limited	7,855,970	1.2
	<b>Total</b>	<b>562,957,560</b>	<b>85.8</b>

\*On behalf of Sharma Family Trust



- (c) Shareholders holding 1% or more of the paid-up share capital of our Company as of one year prior to the date of this Prospectus

S. No.	Shareholder	Number of equity shares of face value of ₹ 10 each held	Percentage of the pre- Offer equity share capital (%)
1.	Antfin (Netherlands) Holding B.V.	18,330,122	29.7
2.	SVF India Holdings (Cayman) Limited	11,326,223	18.4
3.	Mr. Vijay Shekhar Sharma	9,051,624	14.7
4.	SAIF III Mauritius Company Limited	7,491,061	12.1
5.	Alibaba.Com Singapore E-Commerce Private Limited	4,428,214	7.2
6.	SAIF Partners India IV Limited	3,180,202	5.2
7.	BH International Holdings	1,702,713	2.8
8.	SVF Panther (Cayman) Limited	785,597	1.3
	<b>Total</b>	<b>56,295,756</b>	<b>91.4</b>

- (d) Shareholders holding 1% or more of the paid-up share capital of our Company as of two years prior to the date of this Prospectus

S. No.	Shareholder	Number of equity shares of face value of ₹ 10 each held	Percentage of the pre- Offer equity share capital (%)
1.	Alipay Singapore E-Commerce Private Limited	17,544,525	29.8
2.	SVF India Holdings (Cayman) Limited	11,326,223	19.2
3.	Mr. Vijay Shekhar Sharma	9,051,624	15.4
4.	SAIF III Mauritius Company Limited	7,491,061	12.7
5.	Alibaba.Com Singapore E-Commerce Private Limited	4,428,214	7.5
6.	SAIF Partners India IV Limited	3,180,202	5.4
7.	BH International Holdings	1,702,713	2.9
	<b>Total</b>	<b>54,724,562</b>	<b>92.9</b>

#### 14. Employee Stock Option Schemes

Our Company has formulated two employee stock option schemes, namely, One 97 Employee Stock Option Scheme 2008 (“**ESOP – 2008**”) and One 97 Employee Stock Option Scheme 2019 (“**ESOP – 2019**”) (collectively, the “**ESOP Schemes**”).

##### ESOP – 2008

ESOP – 2008 was approved pursuant to a Board resolution dated September 8, 2008 and Shareholders’ resolution dated October 22, 2008, and further amended by shareholders’ special resolutions, including, resolutions dated March 31, 2015, October 21, 2015, March 28, 2017, September 30, 2019 and July 12, 2021. ESOP – 2008 is in compliance with the SEBI SBEBSE Regulations. Under ESOP – 2008, an aggregate of 37,625,210 options have been granted, 14,136,841 options have vested and 13,974,135 options have been exercised as on November 8, 2021. No further grant of options will be made under ESOP – 2008. The following table sets forth the particulars of ESOP – 2008 during the last three Financial Years, and as on November 8, 2021:

Particulars	Details			
	FY 2019	FY 2020	FY 2021	April 1, 2021 – November 8, 2021
Total options outstanding as at the beginning of the period	9,885,210	9,607,430	7,292,570	5,362,100
Total options granted during the year/period	3,719,150	1,254,080	-	-
Vesting period	4 years	4 years	-	-
Exercise price of options in ₹ (as on the date of grant options)	9	9	9	9
Options forfeited/lapsed/cancelled during the year/period	2,417,330	2,290,440	1,316,610	428,892
Variation of terms of options	<i>Refer Note 1</i>	<i>Refer Note 2</i>	-	<i>Refer Note 3</i>
Money realized by exercise of options	14,730,105	11,187,559	5,468,740	49,008,952
Total number of options outstanding in force	9,607,430	7,292,570	5,362,100	664,313
Total options vested (excluding the options that have been exercised)	3,620,160	4,127,780	4,514,930	162,706

Options exercised (since implementation of the ESOP scheme)	7,812,880	9,091,380	9,705,240	13,974,135
The total number of Equity Shares arising as a result of exercise of granted options (including options that have been exercised but not allotted)	7,812,880	9,091,380	9,705,240	13,974,135
Employee wise details of options granted to:				
(i) Key managerial personnel*				
Sudhanshu Gupta	34,910	-	-	-
(ii) Any other employee who receives a grant in any one year of options amounting to 5% or more of the options granted during the year*				
N Ramkumar	297,510	-	-	-
Jose Baby Manikathuparambil	204,050	-	-	-
(iii) Identified employees who were granted options during any one year equal to or exceeding 1% of the issued capital (excluding outstanding warrants and conversions) of the Company at the time of grant			Nil	
Diluted earnings per share pursuant to the issue of Equity Shares on exercise of options in accordance with IND AS 33 'Earnings Per Share'				Not Applicable, as the Company has incurred losses
Where the Company has calculated the employee compensation cost using the intrinsic value of the stock options, the difference, if any, between employee compensation cost so computed and the employee compensation calculated on the basis of fair value of the stock options and the impact of this difference, on the profits of the Company and on the earnings per share of the Company				Employee Compensation cost has been computed basis fair value of options.
Method and significant assumptions used to estimate the fair value of options granted during the year including, weighted average information, namely, risk-free interest rate, expected life, expected volatility, expected dividends, and the price of the underlying share in the market at the time of grant of option				
Method of Valuation	Black Scholes Model	Black Scholes Model	-	-
Expected Volatility (%)	51% - 64%	40% - 53%	-	-
Dividend Yield (%)	0.00%	0.00%	-	-
Expected Life (Years)	3.5 years to 4 years	3 Years	-	-
Risk Free Interest Rate (%)	7.1% - 8.1%	6.8% - 7.2%	-	-
Impact on the profits and on the Earnings Per Share of the last three years if the accounting policies specified in the Securities and Exchange Board of India (Share Based Employee Benefits) Regulations, 2014 had been followed, in respect of options granted in the last three years				Not Applicable as Company has followed similar accounting policies, as mentioned in the Securities and Exchange Board of India (Share Based Employee Benefits and Sweat Equity) Regulations, 2021
Intention of key managerial personnel and whole-time directors who are holders of Equity Shares allotted on exercise of options to sell their shares within three months after the listing of Equity Shares pursuant to the Offer				Our Key Managerial Personnel may sell some Equity Shares allotted on the exercise of their options post-listing of the Equity Shares of our Company
Intention to sell Equity Shares arising out of the ESOP scheme or allotted under an ESOP scheme within three months after the listing of Equity Shares by directors, senior managerial personnel and employees having Equity Shares arising out of the ESOP scheme, amounting to more than 1% of the			-	

issued capital (excluding outstanding warrants and conversions)

\*Net of cancellation and forfeiture.

*Note 1:* During the year, the Company has cancelled 955,610 outstanding unvested employee stock options, with prior consent of the employees.

*Note 2:* During the year, the Company has cancelled 846,140 outstanding unvested employee stock options, with prior consent of employees.

*Note 3:* During the period, the Company has cancelled 82,670 outstanding unvested/vested employee stock options, with prior consent of employee.

*Note 4:* Number of options and shares are updated in the table to factor in impact of equity shares subdivision in the ratio of 1:10, as approved by Shareholders of the Company in the meeting held on June 30, 2021.

#### ESOP – 2019

ESOP – 2019 was approved pursuant to a Board resolution dated September 4, 2019 and Shareholders’ resolution dated September 30, 2019, and further amended, including by shareholders’ special resolution dated July 12, 2021. Pursuant to the said resolutions, our Company has approved that all ESOPs committed to be granted under ESOP – 2008, but which are yet to be so granted, shall be made in terms of the ESOP – 2019. ESOP – 2019 is in compliance with the SEBI SBEBSE Regulations. Under ESOP – 2019, as on November 8, 2021, an aggregate of 32,956,239 options have been granted, 714,200 options have vested and 381,074 options have been exercised and an additional 15,472,067 options remain subject to grant under ESOP – 2019. The following table sets forth the particulars of ESOP – 2019 during the last two Financial Years, and as on November 8, 2021:

Particulars	Details		
	Fiscal 2020	Fiscal 2021	April 1, 2021 – November 8, 2021
Total options outstanding as at the beginning of the period	-	1,478,130	4,669,180
Total options granted during the year/period	1,633,690	3,868,310	27,454,239
Vesting period	5 years	5 years	5 years
Exercise price of options in ₹ (as on the date of grant options)	9	9	9
Options forfeited/lapsed/cancelled during the year/period	155,560	653,880	1,163,034
Variation of terms of options	<i>Refer Note 1</i>	<i>Refer Note 2</i>	<i>Refer Note 3, 4 &amp; 5</i>
Money realized by exercise of options	-	210,420	3,219,246
Total number of options outstanding in force	1,478,130	4,669,180	30,602,691
Total options vested (excluding the options that have been exercised)	91,240	240,250	333,126
Options exercised (since implementation of the ESOP scheme)	-	23,380	381,074
The total number of Equity Shares arising as a result of exercise of granted options (including options that have been exercised but not allotted)	-	23,380	381,074
Employee wise details of options granted to:			
(i) Key managerial personnel*			
-Vijay Shekhar Sharma			21,000,000
-Harinder Pal Takhar	33,620	-	-
-Vikas Garg	43,750	-	222,222

Particulars	Details		
	Fiscal 2020	Fiscal 2021	April 1, 2021 – November 8, 2021
-Praveen Kumar Sharma	138,890	-	88,889
-Madhur Deora	-	444,440	222,222
-Bhavesh Gupta	-	138,890	244,444
-Manmeet Singh Dhody	-	83,330	66,667
-Amit Khera	-	-	15,560
-Deepankar Sanwalka			152,780
-Renu Satti			111,111
-Sudhanshu Gupta			100,000
(ii) Any other employee who receives a grant in any one year of options amounting to 5% or more of the options granted during the year*			
-Amit Nayyar	388,890	-	-
(iii) Identified employees who were granted options during any one year equal to or exceeding 1% of the issued capital (excluding outstanding warrants and conversions) of the Company at the time of grant			
-Vijay Shekhar Sharma	-	-	21,000,000
Diluted earnings per share pursuant to the issue of Equity Shares on exercise of options in accordance with IND AS 33 'Earnings Per Share'	Not Applicable, as Company has incurred losses		
Where the Company has calculated the employee compensation cost using the intrinsic value of the stock options, the difference, if any, between employee compensation cost so computed and the employee compensation calculated on the basis of fair value of the stock options and the impact of this difference, on the profits of the Company and on the earnings per share of the Company	Employee Compensation cost has been computed basis fair value of options.		
Method and significant assumptions used to estimate the fair value of options granted during the year including, weighted average information, namely, risk-free interest rate, expected life, expected volatility, expected dividends, and the price of the underlying share in the market at the time of grant of option			
Method of Valuation			

Particulars	Details		
	Fiscal 2020	Fiscal 2021	April 1, 2021 – November 8, 2021
		Black Scholes Model	
Expected Volatility (%)	40% - 61%	36.5% - 53%	45.0% - 55.3%
Dividend Yield (%)	0.00%	0.00%	0.00%
Expected Life (Years)	2.5 to 3 years	1.5 to 2.5 years	1 year
Risk Free Interest Rate (%)	6.1% - 7.2%	4.4% - 6.8%	5.3% - 6.4%
Impact on the profits and on the Earnings Per Share of the last three years if the accounting policies specified in the Securities and Exchange Board of India (Share Based Employee Benefits) Regulations, 2014 had been followed, in respect of options granted in the last three years	Not Applicable as Company has followed similar accounting policies, as mentioned in the Securities and Exchange Board of India (Share Based Employee Benefits and Sweat Equity) Regulations, 2021		
Intention of key managerial personnel and whole-time directors who are holders of Equity Shares allotted on exercise of options to sell their shares within three months after the listing of Equity Shares pursuant to the Offer	Our Key Managerial Personnel may sell some Equity Shares allotted on the exercise of their options post-listing of the Equity Shares of our Company		
Intention to sell Equity Shares arising out of the ESOP scheme or allotted under an ESOP scheme within three months after the listing of Equity Shares by directors, senior managerial personnel and employees having Equity Shares arising out of the ESOP scheme, amounting to more than 1% of the issued capital (excluding outstanding warrants and conversions)	-		

\*Net of Cancellation & forfeiture

*Note 1: 43,750 options granted to one of the KMPs has a vesting period of 2 years.*

*Note 2: 27,300 options were granted to employees with vesting in 1 year based on achievement of milestone.*

*Note 3: 31,606 options were granted to employees with vesting in 1 year out of which some grants are subject to achievement of certain milestones. 4,786 options were granted to employees with vesting period of 4 years. Further, during the period, the Company has cancelled 53,710 outstanding unvested/vested employee stock options, with prior consent of employee.*

*Note 4: 21 million ESOP granted to Vijay Shekhar Sharma are subject to achievement of certain milestones and to be vested equally in 4 tranches having minimum vesting period of 24 months, 36 months, 48 months and 60 months for each tranche respectively.*

*Note 5: Exercise Price of 385,838 ESOPs granted to certain employees is INR 1,900 per share*

*Note 6: Number of options and shares are updated in the table to factor in impact of equity shares subdivision in the ratio of 1:10, as approved by Shareholders of the Company in meeting held on June 30, 2021.*

- Except for the allotment of Equity Shares pursuant to the Fresh Issue, the issue of any Equity Shares pursuant to exercise of options granted under the ESOP Schemes, the Company presently does not intend or propose to alter the capital structure for a period of six months from the Bid/Offer Opening Date, by way of split or consolidation of the denomination of Equity Shares, or further issue of Equity Shares (including issue of securities convertible into or exchangeable for, directly or indirectly into Equity Shares), whether on a preferential basis or issue of bonus or rights issue or further public issue of Equity Shares or otherwise.
- Our Company, our Directors, the JGC-BRLMs and the BRLMs have not entered into any buy-back arrangements or any other similar arrangement for the purchase of Equity Shares being offered through this Offer.

17. The Equity Shares are fully paid-up and there are no partly paid-up Equity Shares as on the date of this Prospectus. The Equity Shares to be issued or transferred pursuant to the Offer shall be fully paid up at the time of Allotment.
18. Except for the Equity Shares held by ICICI Investment Management Company Limited, the JGC-BRLMs, BRLMs and their respective associates (as defined under the Securities and Exchange Board of India (Merchant Bankers) Regulations, 1992) do not hold any Equity Shares as on the date of this Prospectus. The JGC-BRLMs, BRLMs and their respective associates may engage in transactions with, and perform services for our Company, the Selling Shareholders and their respective affiliates or associates in the ordinary course of business, and have engaged, or may in the future engage in commercial banking and investment banking transactions with our Company or the Selling Shareholders or their respective affiliates or associates for which they have received, and may in future receive compensation.
19. No person connected with the Offer, including, but not limited to, our Company, the Selling Shareholders, the members of the Syndicate, or our Directors, shall offer any incentive, whether direct or indirect, in any manner, whether in cash or kind or services or otherwise to any Bidder for making a Bid, except for fees or commission for services rendered in relation to the Offer.
20. Except for options granted under the ESOP Schemes, there are no outstanding warrants, options or rights to convert debentures, loans or other convertible instruments into Equity Shares as on the date of this Prospectus.
21. Except for (i) the Fresh Issue; and (ii) any issue of Equity Shares pursuant to exercise of options granted under the ESOP Schemes, there will be no further issue of Equity Shares whether by way of issue of bonus shares, preferential allotment, rights issue or in any other manner until the Equity Shares have been listed on the Stock Exchanges or all application monies have been refunded, as the case may be.
22. There shall be only one denomination of the Equity Shares, unless otherwise permitted by law. Our Company will comply with such disclosure and accounting norms as may be specified by SEBI from time to time.

A Bidder cannot make a Bid exceeding the number of Equity Shares offered through this Offer and subject to the investment limits or maximum number of Equity Shares that can be held by them under applicable law. For more information, see ***“Offer Procedure”*** on page 491.

## OBJECTS OF THE OFFER

The Offer comprises a Fresh Issue of 38,604,651\* Equity Shares, aggregating to ₹ 83,000 million by our Company and an Offer for Sale of 46,511,627\* Equity Shares, aggregating to ₹ 100,000 million by the Selling Shareholders.

\* Subject to finalisation of the Basis of Allotment.

The industry-related information contained in this Prospectus is derived from the RedSeer Report, which has been commissioned and paid for by our Company for the purposes of confirming our understanding of the industry, exclusively in connection with the Offer. We officially engaged RedSeer for purposes of commissioning the report for the Offer on July 14, 2021.

### Offer for Sale

The Selling Shareholders will be entitled to their respective portion of the proceeds of the Offer for Sale after deducting their proportion of Offer expenses and relevant taxes thereon. Our Company will not receive any proceeds from the Offer for Sale by the Selling Shareholders and the proceeds received from the Offer for Sale will not form part of the Net Proceeds.

### Fresh Issue

#### Net Proceeds

The details of the Net Proceeds are summarized in the table below.

	<i>(in ₹ million)</i>
Particulars	Estimated Amount
Gross proceeds of the Fresh Issue	83,000
Less: Offer expenses to the extent applicable to the Fresh Issue (only those apportioned to our Company) <sup>(1)</sup>	1,866
<b>Net Proceeds</b>	<b>81,134</b>

<sup>(1)</sup> See “- Offer Related Expenses” below.

#### Requirement of funds

We are India’s leading digital ecosystem (“**Paytm ecosystem**”) for consumers and merchants, according to RedSeer. We offer payment services, commerce and cloud services and financial services (including via financial partners) to 337 million registered consumers and 21.8 million registered merchants as of June 30, 2021. We have not made substantial investments in fixed assets in the past, and do not currently intend to make substantial investments in fixed assets in the future either. We acquire consumers through marketing, cashback and promotions, and merchants through marketing and sales personnel, and we offer them access to technology through our consumer and business apps, our payment instruments, payment platforms, devices, cloud and software. We have also expanded our business in the past through investing in new business initiatives, undertaking acquisitions and entering into strategic partnerships and intend to continue to do so in the future. As a result, most of our investments are undertaken towards (a) acquiring and retaining consumers and merchants, (b) product and engineering talent to build technology solutions, (c) sales personnel who engage with our merchants, and (d) acquisition of hardware, including devices.

Accordingly, our Company proposes to utilise the Net Proceeds towards funding the following objects (collectively, referred to herein as the “**Objects**”):

1. growing and strengthening our Paytm ecosystem, including through acquisition and retention of consumers and merchants and providing them with greater access to technology and financial services;
2. investing in new business initiatives, acquisitions and strategic partnerships; and
3. general corporate purposes.

In addition, our Company expects to receive the benefits of listing of the Equity Shares on the Stock Exchanges, including among other things, enhancement of our Company’s brand name among existing and potential consumers and merchants, retaining existing and attracting potential employees, and creation of a public market for the Equity Shares in India.

The main objects and the objects incidental and ancillary to the main objects of our Memorandum of Association enables our Company to undertake the activities proposed to be funded from the Net Proceeds.

#### Proposed schedule of implementation and deployment of Net Proceeds

The Company proposes to utilize the Net Proceeds in the manner set forth in the table below:

(in ₹ million)

S. No	Particulars	Total estimated amount / expenditure
1.	Growing and strengthening our Paytm ecosystem, including through acquisition and retention of consumers and merchants and providing them with greater access to technology and financial services	43,000
2.	Investing in new business initiatives, acquisitions and strategic partnerships	20,000
3.	General corporate purposes	18,134
<b>Total Net Proceeds</b>		<b>81,134</b>

Since the amount of the Net Proceeds proposed to be utilized towards the objects mentioned in the table above are not towards implementing any specific project, a year wise schedule of deployment of funds has not been provided. We intend to deploy the Net Proceeds towards the objects mentioned in the table above over the next five Financial Years from listing of the Equity Shares, being up till FY 2027, in accordance with the business needs of the Company.

The requirement and deployment of funds as indicated above are based on our current business plan, internal management estimates, prevailing market conditions and other commercial and technical factors, including interest rates and other charges, and the financing and other agreements entered into by our Company, and have not been appraised by any bank or financial institution. We may have to revise our funding requirements and deployment from time to time on account of various factors, such as, change in cost, financial and market conditions, our management's analysis of economic trends and our business requirements, ability to identify and consummate new business initiatives, fund requirements in the operations of our subsidiaries and associates, inorganic and geographic expansion opportunities as well as general factors affecting our results of operations, financial condition, access to capital, business and strategy and interest/exchange rate fluctuations or other external factors, which may not be within the control of our management. This may entail rescheduling and revising the funding requirement for a particular object or increasing or decreasing the amounts earmarked towards any of the aforementioned objects at the discretion of our management, subject to compliance with applicable law.

In case of any surplus after utilization of the Net Proceeds towards the aforementioned Objects, we may use such surplus towards general corporate purposes, provided that the total amount to be utilized towards general corporate purposes does not exceed 25% of the Net Proceeds in accordance with applicable law. Further, in case of any variations in the actual utilization of funds earmarked towards the Objects set forth above, then any increased fund requirements for a particular Object may be financed by surplus funds (subject to utilization towards general corporate purposes not exceeding 25% of the Net Proceeds from the Offer), if any, available in respect of the other Objects for which funds are being raised in this Offer. In case of a shortfall in raising requisite capital from the Net Proceeds towards meeting the aforementioned Objects, we may explore a range of options including utilizing our internal accruals and seeking additional debt from existing and future lenders. We believe that such alternate arrangements would be available to fund any such shortfalls.

See "**Risk Factors – Our funding requirements and the proposed deployment of Net Proceeds have not been appraised by any bank or financial institution or any other independent agency and our management will have broad discretion over the use of the Net Proceeds**" on page 32.

#### **Means of finance**

The entire fund requirements set out above are proposed to be funded from the Net Proceeds. Accordingly, we confirm that there are no requirements to make firm arrangements of finance under Regulation 7(1)(e) of the SEBI ICDR Regulations through verifiable means towards at least 75% of the stated means of finance, excluding the amount to be raised through the Fresh Issue.

#### **Details of the Objects**

##### **1. Growing and strengthening our Paytm ecosystem, including through acquisition of consumers and merchants and providing them with greater access to technology and financial services**

Our Paytm ecosystem had 337 million registered consumers and 21.8 registered million merchants as of June 30, 2021.

Set forth below are the number of average monthly transacting users (a simple average of the MTU for each of the twelve months in a year), for the fiscal years ending March 31, 2021, March 31, 2020 and March 31, 2019, and registered merchants on our Paytm ecosystem as on March 31, 2021, March 31, 2020 and March 31, 2019.

Sl. No.	Item	As of March 31, 2019	As of March 31, 2020	As of March 31, 2021
1.	Average MTU	34.4 million	39.7 million	45.1 million
2.	Merchants	11.2 million	16.3 million	21.1 million



In order to increase our customer and merchant base, we will continue to incur substantial costs towards marketing and promotional expenses, product and engineering talent to build technology solutions, expanding our sales team, providing devices and services to merchants to enable them to service and expand their consumer base and strengthening our technology powered payments platform to provide our consumers and merchants with a greater access to technology and financial services.

In light of the above, we propose to utilize ₹ 43,000 million out of the Net Proceeds towards the following key factors:

**A) Marketing and promotional expenses:**

We have historically made substantial investments in marketing and promotional activities, especially for acquisition of consumers and enhancement of our brand equity, through our marketing efforts, which involve a combination of: (i) online channels, such as, digital brand and performance advertising campaigns, paid search engine marketing, and using other digital marketing tools; (ii) offline channels, such as, print, radio, television and mass-media campaigns, including sponsorship of sporting events, cricket in particular; (iii) targeted communication through continuous engagement on social media platforms and personalized messages/push notifications, and (iv) certain other measures including cashback and promotions. For details of our historic expenditure, see “*Restated Financial Statements- Annexure II - Restated Consolidated Statement of Profit and Loss*” on page 290 under the heading ‘*Expenses- Marketing and promotional expenses*’. Our marketing and promotional expenses decreased by 61.9% to ₹5,325 million in FY 2021 from ₹13,971 million in FY 2020, primarily due to a reduction in customer acquisition and retention costs, such as cashbacks, digital marketing expenses and brand marketing expenses, that are in line with our continued focus on driving efficiencies in all our marketing efforts. The marketing expenses were also partly lower in FY 2021 as compared to FY 2020 due to lower spends on marketing campaigns during the COVID-19 pandemic induced lockdown. There has been an increase in marketing and promotional expenses for the three months ended June 30, 2021 compared to the three months ended June 30, 2020, primarily due to investments in sponsorship and marketing campaigns and on promotions for acquiring and retaining users. We intend to continue our focus on marketing and promotional activities to reach out to new as well as existing consumers, strengthen our engagement with them as well as promote our brand.

**B) Expanding our merchant base and deepening our partnership with our merchants:**

Our merchants are integral to our Paytm ecosystem and we incur significant cost in maintaining a large sales team to retain and grow our merchant base. As part of our strategy, we plan to continue our investments in maintaining and expanding our merchant network while also deepening our partnerships with existing merchants.

We intend to use a portion of the Net Proceeds to continue our investments in our merchant base by maintaining our current sales and growth teams, in addition to recruiting and training sales personnel as well as equipping them with the necessary technology. This would enable us to reach more merchants in the cities where we already have a presence as well as to expand our service and product offerings to merchants in new towns and cities in India where we see opportunities to grow our merchant base. As on the date of this Prospectus, a majority of our employees employed under the sales and business development function are engaged in merchant acquisition, retention and related activities. For details, see “*Our Business-Our Employees*” on page 209. In addition, as an example of our historic expenditure on outsourced support teams and agents engaged in merchant acquisition and related activities, and forming a part of our expenditure for such activities, see “*Restated Financial Statements- Annexure V - Notes to the Restated Consolidated Financial Information*” on page 333 under the heading ‘*Other expenses-Subcontract expenses*’.

In addition to the above, we provide our merchants access to a full suite of services and devices which include Paytm QR code, Soundbox or POS devices, Paytm all-in-one payment gateway infrastructure, and similar other devices or services to enable them to service and expand their customer base. Certain payments offerings, such as Paytm QR are our primary means to on-board offline merchants, which allows us to create a large payment network. Products such as Soundbox and POS devices, for which we incur upfront capital expenditure and sales team cost, increase merchant engagement and retention on our ecosystem with attractive monetization characteristics. As we increase the number of merchants who use our Paytm ecosystem, we intend to use a portion of the Net Proceeds towards investments in the sales teams and the capital expenditure for the products and services mentioned above. As of June 30, 2021, we have deployed 0.9 million Soundbox and POS devices. For details see “*Management’s Discussion and Analysis of Financial Condition and Results of Operation - Cash Outflow for Capital Expenditures*” on page 443 of this Prospectus, and also see “*Restated Financial Statements- Annexure V - Notes to the Restated Consolidated Financial Information*” on page 333 under the heading “*Property, Plant and Equipment - Plant and Machinery*”, which includes in it, among other items, capital expenditure due to devices.

**C) Strengthening and expanding our technology powered payments platform:**

We are a technology-driven company and our payments platform is the core of our Paytm ecosystem. Investment in our payments platform and offerings is essential to our growth opportunities and results of operations. We constantly endeavor to innovate in the Indian payments landscape by building products and services for consumers and merchants. For instance, in the past we have launched Paytm Wallet, Paytm QR code and Paytm Soundbox. For details of our historic expenditure, see “*Restated Financial Statements- Annexure II - Restated Consolidated Statement of Profit and Loss*” on page 290 under the heading “*Expenses- Software, cloud and data centre expenses*”. Further, for details of our employees employed under the engineering, technology and product function, see “*Our Business-Our Employees*” on page 209 of this Prospectus. In addition to this, we invest a

significant amount of time and resources in enhancing the user experience and reviewing needs of our consumers and merchants, and expanding our technological capabilities.

We have in the past invested significantly in order to expand our technology capabilities, technology teams and strengthen our platform to host more services and products and to improve user experience for the consumers and merchants. We will continue to invest in developing, expanding, enhancing and maintaining our technological capabilities, and accordingly intend to use a portion of the Net Proceeds towards this objective.

Further, for historical expenditure at an overall level (including share based compensation) pertaining to our employees, including those engaged in marketing and promotional activities, merchant acquisition, retention and training activities as well as technology teams, please see “*Restated Financial Statements- Annexure V - Notes to the Restated Consolidated Financial Information*” on page 332 under the heading “*Employee benefits expense*”.

***Proposed deployment schedule:***

We intend to deploy the portion of the Net Proceeds towards funding growth of our Paytm ecosystem, including acquisition of consumers and merchants over the next five Financial Years from listing of the Equity Shares pursuant to the Offer, in accordance with the business needs of the Company.

**2. Investing in new business initiatives, acquisitions and strategic partnerships**

In pursuit of our overall strategy to serve our consumers and merchants better in the areas of financial services, commerce and cloud, we may foray into new lines of businesses that enhance our Paytm ecosystem. This results in our continued pursuit of new business initiatives, and opportunities for evaluating potential targets for strategic investments, acquisitions, and partnerships, that complement our product and service offerings. The objective of this is to increase the products and services we provide, strengthen or establish our presence in our targeted domestic and overseas markets, and/or enable us to gain access to technology. Further, we will continue to leverage our technology-powered payments platform to grow these new businesses which we develop, acquire or invest in.

In light of the above, we expect to utilize ₹ 20,000 million out of the Net Proceeds to continue funding such new business initiatives, acquisitions and strategic partnerships that we may undertake in future.

***A. Investments in new business initiatives***

From a cashless digital payments platform, we have been able to develop, introduce and scale-up a number of new business initiatives for our Paytm ecosystem, in collaboration with financial institution partners, such as Paytm UPI, Paytm Wallet, Paytm Postpaid, Paytm Food Wallet, Paytm FASTag, Paytm Ads, travel and entertainment ticketing, online games, digital banking services, digital lending, insurance broking, and wealth management.

Leveraging the reach, of our payments platform, we have been able to expand into commerce and cloud services and financial services.

***Track record of developing new products and new business initiatives:***

We have a track record of developing new products and new business initiatives. For more details, see “*Our Business*” on page 166. Set forth below is a brief description of certain new business initiatives undertaken by our Company.

i) Commerce and cloud services:

We offer our commerce services through our Paytm app (for consumers and merchants) and Paytm for Business app (primarily for merchants). We offer our cloud services through Paytm Cloud (Paytm AI or PAI). We have been innovating in the commerce and cloud services space, launching new products and offerings including ticketing, travel, listing of Mini Apps and advertising for small developers and businesses and developing loyalty programs for merchants to provide loyalty benefits to their consumers.

ii) Financial services:

We have innovated, incubated and launched a number of new initiatives across multiple verticals in our financial services business, including in collaboration with financial institution partners, such as - Paytm Gold, insurance broking, Paytm Payments Bank, Paytm Postpaid and wealth management services through the Paytm Money App. Paytm Payments Bank, in which we own 49% of shareholding, also provides mobile banking services through the Paytm App to its customers.

For more details, see “*Our Business*” on page 166.

***Proposed form of investment and nature of benefit expected to accrue:***

We propose to continue making investments in new business initiatives by directly financing all or a portion of the incubation costs (including marketing and promotion costs, and employee benefit expenses), technology infrastructure costs (including software, cloud and data centre expenses) as well as other related ancillary costs from a portion of the Net Proceeds. We may decide to launch some of our new business initiatives through subsidiaries or through investing in joint venture with other technology partners and may invest through equity or debt or any other instruments in these subsidiaries or joint ventures or associates as may be decided by the board of directors of the Company from time to time. Any additional funding requirements for the new business initiatives shall be met out of the portion of the Net Proceeds allocated for general corporate purposes and/or through our internal accruals or debt financing or any combination thereof.

We believe that our investment in new and innovative business initiatives is key to our success as a technology powered payments platform and Paytm ecosystem and we believe that the benefits and returns on our investments in new business initiatives, products and services will drive our future results of operations.

#### ***B. Investments in acquisitions and strategic partnerships***

We continue to selectively pursue opportunities for evaluating potential targets for strategic investments, acquisitions, and partnerships, that complement our technology powered payments platform and Paytm ecosystem, or strengthen or establish our presence in our targeted domestic and overseas markets, or enable us to gain access to technology. We propose to utilize a portion of our Net Proceeds towards investment in such inorganic expansion of our business operations, increasing our stakes in existing investments, as well as in new geographies. Such acquisitions, among other things will allow us to scale up our financial services, allow us to expand in international markets and increase our product offerings. Such acquisitions may or may not be in the same industry. Furthermore, we will be open to acquire entities either within India or outside India or both.

#### ***Track record of acquisitions and strategic partnerships by our Company:***

We have undertaken inorganic expansion including through partnership with other technology or business partners as well as through acquisitions, and further investments in existing subsidiaries and associates, and we continue to explore such international opportunities where we can either launch our merchant services, such as payment gateway and devices, or collaborate with partners to launch consumer facing platforms.

For example,

- we acquired 100% stake in Orbgen Technologies Private Limited, for a total consideration of ₹1,265 million, the firm that operates online ticketing platform TicketNew, in FY 2019;
- we acquired a 100% stake in Wasteland Entertainment Private Limited over time, starting in FY 2018 for a total consideration of ₹1,416 million (of which ₹ 1,066 million has been incurred during FY 2019, and FY 2021). Through Wasteland Entertainment Private Limited we have integrated events listed on Insider.in with Paytm app; and
- we acquired a majority stake (63%) in Little Internet Private Limited, which provides marketing solutions to local merchants, for a total consideration of ₹2,713 million, all of which was incurred in FY 2018

We cumulatively invested an aggregate amount of ₹3,464 million in FY 2019, FY 2020 and FY 2021 and in the three month period ended June 30, 2021, in respect of our acquisitions and investments.

#### ***Investment process for acquisitions and strategic partnerships:***

The typical framework and process followed by us for acquisitions and strategic partnerships involves identifying the strategic investments or acquisitions in targets or partners who has products or businesses that can (a) help us increase our reach to consumers or merchants, or (b) help increase the engagement of our consumers or merchants with the Paytm ecosystem, or (c) help provide services to our consumers or merchants that can increase our revenues. On satisfactory conclusion of the diligence exercise, we enter into definitive agreements to after the approval of our Board and the shareholders, if required.

As on the date of this Prospectus, we have not identified any specific targets with whom we have entered into any definitive agreements.

#### ***Proposed form of investment and nature of benefit expected to accrue:***

The criteria discussed above will also influence the form of investment for these potential acquisition and strategic partnership prospects, i.e., whether they will involve equity, debt or any other instrument or combination thereof. At this stage, our Company cannot determine whether the form of investment will be equity, debt or any other instrument or combination thereof. The portion of the Net Proceeds used towards this object of the Offer may not be the total value or cost of any such strategic initiatives, but is expected to provide us with sufficient financial leverage to enter into binding agreements. In the event that there is a shortfall of

funds required for such strategic initiatives, such shortfall shall be met out of the portion of the Net Proceeds allocated for general corporate purposes and/or through our internal accruals or debt financing or any combination thereof.

**Proposed deployment schedule:**

We intend to deploy the portion of the Net Proceeds towards funding investments in new businesses initiatives over the next five Financial Years and towards funding investments in acquisitions and strategic partnerships over the next five Financial Years from listing of the Equity Shares, in accordance with the business needs of the Company.

**3. General corporate purposes**

The Net Proceeds will first be utilized towards the Objects as set out above. Subject to this, our Company intends to deploy any balance Net Proceeds towards general corporate purposes, as approved by our management, from time to time, subject to such utilization for general corporate purposes not exceeding 25% of the Net Proceeds from the Fresh Issue, in compliance with the SEBI ICDR Regulations.

Such general corporate purposes may include, but are not restricted to, (i) employee and other personnel expenses, (ii) funding growth opportunities and new business initiatives, (iii) strengthening marketing capabilities and brand building exercises, (iv) meeting ongoing general corporate contingencies, (v) enhancing our technology powered payments platform and related infrastructure, (vi) funding any shortfall in any of the abovementioned objects; and (vii) any other purpose, as may be approved by the Board of Directors or a duly constituted committee thereof from time to time, subject to compliance with applicable law, including provisions of the Companies Act.

The allocation or quantum of utilization of funds towards the specific purposes described above will be determined by our Board, based on our business requirements and other relevant considerations, from time to time. Our management, in accordance with the policies of the Board, shall have the flexibility in utilizing surplus amounts, if any.

**Offer-related expenses**

The total expenses of the Offer are estimated to be approximately ₹ 81,134 million. The expenses of this Offer include, among others, listing fees, selling commission and brokerage, fees payable to the BRLMs, fees payable to legal counsel, fees payable to the Registrar to the Offer, Escrow Bank(s) and Sponsor Bank to the Offer, processing fee to the SCSBs for processing application forms, brokerage and selling commission payable to members of the Syndicate, Registered Brokers, RTAs and CDPs, printing and stationery expenses, advertising and marketing expenses and all other incidental and miscellaneous expenses for listing the Equity Shares on the Stock Exchanges.

Except for (a) the listing fees which shall be borne solely by our Company; and (b) fees for counsel to the Selling Shareholders, if any, which shall be borne solely by the respective Selling Shareholders, all Offer expenses will be shared by our Company and the Selling Shareholders, in proportion to the number of Equity Shares issued and Allotted by our Company through the Fresh Issue and sold by each of the Selling Shareholders respectively, through the Offer for Sale. Any such Offer expenses paid by our Company on behalf of the Selling Shareholders in the first instance will be reimbursed to our Company, by the Selling Shareholders (severally and not jointly) to the extent of their respective proportion of Offer related expenses upon the successful completion of the Offer. In the event of withdrawal of the Offer or if the Offer is not successful or consummated, all costs and expenses (including all applicable taxes) with respect to the Offer shall be borne by our Company and the Selling Shareholders (severally and not jointly) to the extent of their respective proportion of such costs and expenses with respect to the Offer.

The estimated Offer expenses are set forth in the table below.

(₹ in million)

Activity	Estimated expenses*	As a % of the total estimated Offer expenses	As a % of the total Offer size
Fees payable to the BRLMs and commissions (including underwriting commission, brokerage and selling commission)	3,239	78.7%	1.8%
Commission/processing fee for SCSBs, Sponsor Bank and Bankers to the Offer. Brokerage, underwriting commission and selling commission/ uploading charges and bidding charges for Members of the Syndicate, Registered Brokers, RTAs and CDPs <sup>(1)(2)</sup>	166	4.0%	0.1%
Fees payable to the Registrar to the Offer	2	0.0%	0.0%
Advertising and marketing expenses	31	0.8%	0.0%
Fees payable to other advisors to the Offer	101	2.5%	0.1%
Fees to regulators, including Stock Exchanges	117	2.8%	0.1%
Others	458	11.1%	0.3%
(i) Listing fees, SEBI, BSE and NSE processing fees, book building software fees and other regulatory expenses;			
(ii) Printing and distribution of stationery;			

Activity	Estimated expenses*	As a % of the total estimated Offer expenses	As a % of the total Offer size
(iii) Fees payable to legal counsels; and			
(iv) Miscellaneous.			
<b>Total estimated Offer expenses</b>	<b>4,115</b>	<b>100.0%</b>	<b>2.2%</b>

\* Offer expenses include goods and services tax, where applicable. Offer expenses are estimates and are subject to change.

(1) Selling commission payable to the SCSBs on the portion for RIBs and Non-Institutional Bidders which are directly procured and uploaded by the SCSBs, would be as follows:

Portion for RIBs*	0.30% of the Amount Allotted (plus applicable taxes)
Portion for Non-Institutional Bidders*	0.15% of the Amount Allotted (plus applicable taxes)

\* Amount Allotted is the product of the number of Equity Shares Allotted and the Offer Price.

Selling Commission payable to the SCSBs will be determined on the basis of the bidding terminal id as captured in the Bid book of BSE or NSE.

No processing fees shall be payable by the Company and the Selling Shareholders to the SCSBs on the applications directly procured by them.

Processing fees payable to the SCSBs of ₹ 10 per valid application (plus applicable taxes) for processing the Bid cum Application Form for Non-Institutional Bidders which are procured by the members of the Syndicate/sub-Syndicate/Registered Broker/RTAs/ CDPs and submitted to SCSB for blocking.

(2) Brokerage, selling commission and processing/uploading charges on the portion for RIBs (using the UPI mechanism) and Non-Institutional Bidders which are procured by members of the Syndicate (including their sub-Syndicate Members), RTAs and CDPs or for using 3-in-1 type accounts- linked online trading, demat & bank account provided by some of the brokers which are members of Syndicate (including their sub-Syndicate Members) would be as follows:

Portion for RIBs	0.30% of the Amount Allotted* (plus applicable taxes)
Portion for Non-Institutional Bidders	0.15% of the Amount Allotted* (plus applicable taxes)

\* Amount Allotted is the product of the number of Equity Shares Allotted and the Offer Price.

The Selling commission payable to the Syndicate / sub-Syndicate Members will be determined on the basis of the application form number / series, provided that the application is also bid by the respective Syndicate / sub-Syndicate Member. For clarification, if a Syndicate ASBA application on the application form number / series of a Syndicate / sub-Syndicate Member, is bid by an SCSB, the Selling Commission will be payable to the SCSB and not the Syndicate / sub-Syndicate Member.

Uploading Charges payable to members of the Syndicate (including their sub-Syndicate Members), RTAs and CDPs on the applications made by RIBs using 3-in-1 accounts/Syndicate ASBA mechanism and Non-Institutional Bidders which are procured by them and submitted to SCSB for blocking or using 3-in-1 accounts/Syndicate ASBA mechanism, would be as follows: ₹ 10 plus applicable taxes, per valid application bid by the Syndicate (including their sub-Syndicate Members), RTAs and CDPs.

The selling commission and bidding charges payable to Registered Brokers, the RTAs and CDPs will be determined on the basis of the bidding terminal id as captured in the Bid Book of BSE or NSE.

Selling commission/ uploading charges payable to the Registered Brokers on the portion for RIBs and Non Institutional Bidders which are directly procured by the Registered Broker and submitted to SCSB for processing, would be as follows:

Portion for RIBs*	₹ 10 per valid Bid cum Application Form (plus applicable taxes)
Portion for Non-Institutional Bidders*	₹ 10 per valid Bid cum Application Form (plus applicable taxes)

\* Based on valid Bid cum Application Form

Uploading charges/ Processing fees for applications made by RIBs using the UPI Mechanism would be as under:

Members of the Syndicate / RTAs / CDPs / Registered Brokers	₹ 30 per valid Bid cum Application Form (plus applicable taxes)
Sponsor Bank	Processing fees for applications made by Retail Individual Investors using the UPI mechanism will be Nil for each valid Bid cum application Form*. The Sponsor Bank shall be responsible for making payments to the third parties such as remitter bank, NPCI and such other parties as required in connection with the performance of its duties under the SEBI circulars, the Syndicate Agreement and other applicable laws.

All such commissions and processing fees set out above shall be paid as per the timelines in terms of the Syndicate Agreement and Cash Escrow and Sponsor Bank Agreement.

The processing fees for applications made by Retail Individual Bidders using the UPI Mechanism may be released to the remitter banks (SCSBs) only after such banks provide a written confirmation on compliance with SEBI Circular No: SEBI/HO/CFD/DIL2/CIR/P/2021/570 dated June 02, 2021 read with SEBI Circular No: SEBI/HO/CFD/DIL2/CIR/P/2021/2480/1/M dated March 16, 2021.

## Interim use of funds

Pending utilization for the purposes described above, we undertake to temporarily invest the funds from the Net Proceeds only with scheduled commercial banks included in the second schedule of the Reserve Bank of India Act, 1934, as amended. In accordance with

Section 27 of the Companies Act, 2013, our Company confirms that it shall not use the Net Proceeds for buying, trading or otherwise dealing in shares of any other listed company or for any investment in the equity markets.

### **Bridge loan**

Our Company has not raised any bridge loans from any banks or financial institutions, which are proposed to be repaid from the Net Proceeds.

### **Monitoring of utilization of funds**

In accordance with Regulation 41 of the SEBI ICDR Regulations, our Company has appointed Axis Bank Limited as the Monitoring Agency for monitoring the utilization of Net Proceeds, as the Fresh Issue size exceeds ₹ 1,000 million. Our Audit Committee and the Monitoring Agency will monitor the utilization of the Net Proceeds and the Monitoring Agency shall submit the report required under Regulation 41(2) of the SEBI ICDR Regulation, on a quarterly basis, until such time as the Net Proceeds have been utilized in full. Our Company undertakes to place the report(s) of the Monitoring Agency on receipt before the Audit Committee without any delay. Our Company will disclose and continue to disclose, the utilization of the Net Proceeds, including interim use under a separate head in its balance sheet for such fiscal periods as required under the SEBI ICDR Regulations, the SEBI Listing Regulations and any other applicable laws or regulations, clearly specifying the purposes for which the Net Proceeds have been utilized, till the time any part of the Fresh Issue proceeds remains unutilized. Our Company will also, in its balance sheet for the applicable fiscal periods, provide details, if any, in relation to all such Net Proceeds that have not been utilized, if any, of such currently unutilized Net Proceeds. Further, our Company, on a quarterly basis, shall include the deployment of Net Proceeds under various heads, as applicable, in the notes to our consolidated financial results, prepared in accordance with applicable regulations. As our Company intends to utilize a portion of the Net Proceeds towards potential acquisitions and strategic initiatives, details pertaining to which, as and when the investment is undertaken, will be published on the website of the Company and will be disclosed to the Stock Exchanges in accordance with Regulation 30 and Part A of Schedule III, of the SEBI Listing Regulations.

Pursuant to Regulation 32(3) and Part C of Schedule II, of the SEBI Listing Regulations, our Company shall, on a quarterly basis, disclose to the Audit Committee the uses and applications of the Net Proceeds. On an annual basis, our Company shall prepare a statement of funds utilized for purposes other than those stated in this Prospectus and place it before the Audit Committee and make other disclosures as may be required until such time as the Net Proceeds remain unutilized. Such disclosure shall be made only until such time that all the Net Proceeds have been utilized in full.

The quarterly, as well as the annual, statement shall be certified by the statutory auditor of our Company, in compliance with applicable regulations. Furthermore, in accordance with Regulation 32(1) of the SEBI Listing Regulations, our Company shall furnish to the Stock Exchanges on a quarterly basis, a statement indicating (i) deviations, if any, in the actual utilization of the proceeds of the Fresh Issue from the objects of the Fresh Issue as stated above; (ii) details of category wise variations in the actual utilization of the proceeds of the Fresh Issue from the objects of the Fresh Issue as stated above and (iii) details of deployment of Net Proceeds under various heads as disclosed in the Offer Document.

### **Variation in Objects**

In accordance with Sections 13(8) and 27 of the Companies Act, 2013, our Company shall not vary the Objects of the Offer unless our Company is authorized to do so by way of a special resolution of its Shareholders and such variation will be in accordance with the applicable laws including the Companies Act, 2013 and the SEBI ICDR Regulations. In addition, the notice issued to the Shareholders in relation to the passing of such special resolution shall specify the prescribed details and be published in accordance with the Companies Act, 2013.

### **Appraising entity**

None of the Objects of the Fresh Issue for which the Net Proceeds will be utilized have been appraised by any bank/financial institution.

### **Other confirmations**

There are no material existing or anticipated transactions in relation to the utilization of the Net Proceeds with any of our Directors or Key Managerial Personnel or Group Companies, and no part of the Net Proceeds will be paid to our Directors or our Key Managerial Personnel, except in the ordinary course of business. Our Company does not have any promoters or promoter group as on the date of this Prospectus.

## BASIS FOR OFFER PRICE

The Offer Price has been determined by our Company and the Investor Selling Shareholders, in consultation with the JGC-BRLMs and the BRLMs, on the basis of assessment of market demand for the Equity Shares offered through the Book Building Process and the quantitative and qualitative factors as described below. The face value of the Equity Shares is ₹ 1 each and the Offer Price is 2,150 times the face value of the Equity Shares. Investors should refer to “**Risk Factors**”, “**Our Business**”, “**Restated Financial Statements**” and “**Management’s Discussion and Analysis of Financial Condition and Results of Operations**” on pages 38, 166, 269 and 417, respectively, to have an informed view before making an investment decision.

### Qualitative Factors

Some of the qualitative factors which form the basis for the Offer Price are:

1. Our ecosystem allows us to address large market opportunities;
2. Our trusted brand, scale and reach;
3. Our insights of Indian consumers and merchants;
4. Our product and technology DNA;
5. Our network effect creates sustainable advantages for us; and
6. Our leadership and our culture.

For further details, see “**Risk Factors**” and “**Our Business**” on pages 38 and 166, respectively.

### Quantitative Factors

Some of the information presented in this chapter is derived from the Restated Financial Statements. For further information, see “**Financial Information**” on page 269.

Some of the quantitative factors which may form the basis for computing the Offer Price are as follows:

#### 1. Basic and Diluted Earnings per Equity Share, as adjusted for changes in capital

	Basic EPS (₹)	Diluted EPS (₹)	Weight
<b>Fiscal</b>			
March 31, 2021	(28)	(28)	3
March 31, 2020	(49)	(49)	2
March 31, 2019	(75)	(75)	1
<b>Weighted Average</b>	<b>(43)</b>	<b>(43)</b>	-
Three months ended June 30, 2021	(6)	(6)	-

#### Notes:

1. Basic EPS = Restated consolidated profit/(loss) for the year/period attributable to equity holders of the Company divided by Weighted average number of equity shares outstanding during the year/period, excluding treasury shares.
2. Diluted EPS = Restated consolidated profit/(loss) for the year/period attributable to equity holders of the Company divided by Weighted average number of diluted equity shares outstanding during the year/period, excluding treasury shares.
3. Weighted average is aggregate of year-wise weighted EPS divided by the aggregate of weights i.e.  $\{(EPS \times Weight) \text{ for each year} \} / \{Total \text{ of weights} \}$
4. EPS has been calculated in accordance with the Indian Accounting Standard 33 – “Earnings per share”
5. The face value of equity shares of our Company is ₹1. The Company in its annual general meeting held on June 30, 2021, has approved sub-division of each equity share of ₹10 each into 10 Equity Shares of ₹1 each.
6. Basic EPS and Diluted EPS for the three months ended June 30, 2021 are not annualized.

#### 2. Price/Earning (“P/E”) Ratio in relation to the Offer Price of ₹ 2,150 per Equity Share:

Particulars	P/E at Offer Price (no. of times)
Based on basic EPS of ₹ (28) for Fiscal 2021	NA*
Based on diluted EPS of ₹ (28) for Fiscal 2021	NA*

\* The Price/Earnings ratio based on basic and diluted EPS (consolidated) for Fiscal 2021 for our Company is not ascertainable as the basic and diluted EPS is negative.

### Industry P/E ratio

There are no listed companies in India that engage in a business similar to that of our Company. Accordingly, it is not possible to provide an industry comparison in relation to our Company

### 3. Return on Net Worth (“RoNW”)

Fiscal ended	RoNW (%)	Weight
March 31, 2021	(26.0) %	3
March 31, 2020	(35.1) %	2
March 31, 2019	(73.0) %	1
<b>Weighted Average</b>	<b>(36.9) %</b>	-
Three months ended June 30, 2021	(6.1) %	-

*Notes:*

1. Return on Net Worth (%) = Restated loss for the year/period attributable to equity shareholders of the Company divided by net worth. RoNW is calculated as restated profit / (loss) for the year/period, after tax and non-controlling interests, attributable to the equity shareholders of the Company divided by restated net worth for that year/period. “Net worth” means the aggregate value of the share capital, securities premium, employee stock options outstanding account, retained earnings, share application money pending allotment, other reserves - FVTOCI and other reserves - FCTR., as per the Restated Consolidated Financial Information. Net worth represents equity attributable to owners of the Company and does not include amount attributable to non-controlling interests.
2. Weighted average is aggregate of year-wise weighted RoNW divided by the aggregate of weights i.e.  $\{(RoNW \times Weight) \text{ for each year} / \{Total \text{ of weights}\}$
3. RoNW for the three months ended June 30, 2021 is not annualized.

### 4. Net Asset Value (“NAV”)

Net Asset Value per Equity Share	(₹)
As on June 30, 2021 <sup>(1)</sup>	104
After the Offer <sup>(2)</sup>	227
Offer Price	2,150

*Note:*

1. Net Asset Value per equity share represents net worth as at the end of the respective period divided by the number of Equity Shares outstanding at the end of the respective period, excluding treasury shares
2. Net Asset Value per equity share is derived by adding the Fresh Issue amount and net worth as on June 30, 2021 divided by the sum of number of Equity Shares issued pursuant to Fresh Issue and number of Equity Shares outstanding as on June 30, 2021, excluding treasury shares. The equity shares issued pursuant to ESOP post June 30, 2021 have not been considered

### 5. Comparison with Listed Industry Peers

There are no listed companies in India that engage in a business similar to that of our Company. Accordingly, it is not possible to provide an industry comparison in relation to our Company.

The trading price of the Equity Shares could decline due to the factors mentioned in the section titled “**Risk Factors**” on page 38 and any other factors that may arise in the future and you may lose all or part of your investments.

The Offer Price of ₹2,150 has been determined by our Company and the Investor Selling Shareholders, in consultation with the JGC-BRLMs and the BRLMs, on the basis of the assessment of market demand from investors for the Equity Shares through the Book Building process. The Offer Price is 2,150 times of the face value of the Equity Shares. Our Company and the Investor Selling Shareholders, in consultation with the JGC-BRLMs and the BRLMs, has justified the Offer Price in view of the above qualitative and quantitative parameters. Investors should read the abovementioned information along with “**Risk Factors**”, “**Our Business**”, “**Financial Information**” and “**Management’s Discussion and Analysis of Financial Conditions**” on pages 38, 166, 269 and 417, respectively, to have a more informed view. The trading price of the Equity Shares could decline due to the factors mentioned in “**Risk Factors**” on page 38 or any other factors that may arise in the future and you may lose all or part of your investments.



## STATEMENT OF POSSIBLE SPECIAL TAX BENEFITS

### STATEMENT OF POSSIBLE SPECIAL TAX BENEFITS AVAILABLE TO THE COMPANY AND ITS SHAREHOLDERS UNDER THE APPLICABLE TAX LAWS IN INDIA

The Board of Directors

**One97 Communications Limited**

B-121, Sector 5, Noida

Uttar Pradesh - 201301

Dear Sirs,

**Sub: Statement of possible Special Tax Benefits available to One97 Communications Limited ('the Company') and its shareholders under the Indian tax laws**

1. We refer to the proposed initial public offering of equity shares (the 'Offer') of the company. We enclose herewith the Statement (refer **Annexure**) showing the current position of the possible special tax benefits available to the Company and its shareholders under the provisions of:
  - a. the Income-tax Act, 1961 ("**the Act**"), as amended by the Finance Act, 2021 read with the Income-tax Rules, 1962, i.e. applicable to the Financial Year 2021-22 relevant to the assessment year 2022-23,
  - b. the Central Goods and Services Tax Act, 2017 / the Integrated Goods and Services Tax Act, 2017 / relevant State Goods and Services Tax Act ("**SGST**") read with rules, circulars, and notifications ("**GST law**"),
  - c. the Customs Act, 1962, the Customs Tariff Act, 1975 ("**Customs law**"), and
  - d. the Foreign Trade Policy 2015-2020 ("**FTP**") as amended by the Finance Act, 2021, i.e., applicable for the Financial Year 2021-22, relevant to the assessment year 2022-23, presently in force in India (together referred to as 'the **Tax Laws**').

Several of these benefits are dependent on the Company and its shareholders fulfilling the conditions prescribed under the relevant provisions of the Tax Laws. Hence, the ability of the Company and / or its shareholders to derive the special tax benefits is dependent upon their fulfilling such conditions which, based on business imperatives the Company faces in the future, the Company or its shareholders may or may not choose to fulfil.

2. The benefits discussed in the enclosed Statement covers only the possible special tax benefits available to the Company and to the shareholders of the Company and do not cover any general tax benefits available to the Company and its shareholders.
3. The benefits discussed in the enclosed Statement are neither exhaustive nor conclusive. The contents stated in the Statement are based on the information and explanations obtained from the Company.
4. We are informed that this Statement is only intended to provide general information to the investors/ third parties and is neither designed nor intended to be a substitute for professional tax advice. In view of the individual nature of the tax consequences and the changing Tax Laws, each investor is advised to consult his or her tax consultant with respect to the specific tax implications arising out of their participation in the initial public offer. We are neither suggesting nor advising the investors to invest in the initial public offer relying on this Statement and do not assume any responsibility towards the investors/ third parties who may or may not invest in the initial public offer relying on the Statement.
5. Our views are based on the existing provisions of the tax laws and its interpretation, which are subject to change or modification by subsequent legislative, regulatory, administrative or judicial decisions. Any such change, which could also be retrospective, could have an effect on the validity of our views stated herein. We assume no obligation to update the Statement in case of any events subsequent to this date, which may have a material effect on the discussion herein.
6. We do not express any opinion or provide any assurance as to whether:
  - the company or its shareholders will obtain/ continue to obtain these benefits in future; or the

- conditions prescribed for availing the benefits have been/ would be met with; or
  - the revenue authorities/ courts will concur with the views expressed herein.
7. The contents of the enclosed Statement are based on information, explanations and representations obtained from the Company and on the basis of our understanding of the business activities and operations of the Company.
8. This Statement is prepared solely for inclusion in the red herring prospectus and prospectus in connection with the initial public offer of equity shares of the Company under the Securities and Exchange Board of India (Issue of Capital and Disclosure Requirements) Regulations, 2018, as amended and is not to be used, referred to or distributed for any other purpose.

For **S R B C & Associates LLP**

Chartered Accountants

(ICAI Firm Registration No. 0012541S)

Kirit Kamdar

(Membership No. 039330)

UDIN - 21039330AAAAAC9118

Place: Mumbai

Date: October 19, 2021

**ANNEXURE TO THE STATEMENT OF POSSIBLE SPECIAL TAX BENEFITS AVAILABLE TO  
ONE97 COMMUNICATIONS LIMITED (“COMPANY”) AND COMPANY’S  
SHAREHOLDERS (“SHAREHOLDERS”)**

**STATEMENT OF POSSIBLE SPECIAL DIRECT TAX BENEFITS AVAILABLE TO THE  
COMPANY AND SHAREHOLDERS OF THE COMPANY**

**A. SPECIAL DIRECT TAX BENEFITS AVAILABLE TO THE COMPANY**

The Statement of tax benefits enumerated below is as per the Income-tax Act, 1961 (“**the Act**”) as amended by the Finance Act, 2021 and applicable to Financial Year (‘FY’) 2021-22 relevant to Assessment Year (‘AY’) 2022-23.

**(1) Lower corporate tax rate under section 115BAA of the Act**

A new section 115BAA has been inserted in the Act by the Taxation Laws (Amendment) Act, 2019 (“the Amendment Act, 2019”) w.e.f. April 1, 2020 (AY 2020-21). Section 115BAA grants an option to a domestic company to be governed by the section from a particular assessment year. If a company opts for section 115BAA of the Act, it can pay corporate tax at a reduced rate of 22% (plus applicable surcharge and education cess<sup>1</sup>). Section 115BAA of the Act further provides that domestic companies availing the option will not be required to pay Minimum Alternate Tax (MAT) on their ‘book profit’ under section 115JB of the Act.

However, such a company will no longer be eligible to avail certain specified exemptions / incentives under the Act and will also need to comply with certain other conditions specified in section 115BAA of the Act. Also, if a company opts for section 115BAA, the tax credit (under section 115JAA), if any, which it was entitled to on account of MAT paid in earlier years, will no longer be available. Further, it shall not be allowed to claim set-off of any brought forward loss arising to it on account of additional depreciation and other specified incentives.

**(2) Deduction in respect of employment of new employees – Section 80JJAA of the Act**

Subject to fulfilment of prescribed conditions, the Company is entitled to claim deduction, under the provisions of section 80JJAA of the Act, of an amount equal to thirty per cent of additional employee cost (relating to specified category of employees) incurred in the course of business in the previous year, for three assessment years including the assessment year relevant to the previous year in which such employment is provided.

**(3) Lower tax rate for dividend received from foreign companies**

As per section 115BBD of the Act, the dividend received from a company outside India in which the Indian company holds 26% or more of the equity share capital, is taxable at the rate of 15% plus applicable surcharge and cess under the Act. However, no deduction in respect of any expenditure is allowable while computing the income from such dividend received from a company outside India.

<sup>1</sup> Under the provisions of the Act applicable to FY 2021-22 relevant to AY 2022-23, a domestic company is subject to a Surcharge of 10% on the tax liability and further, enhanced by an education cess of 4% of the total tax liability and Surcharge

In view of the above, considering that the Company holds more than 26% of equity share capital of the foreign companies, dividend, if any, received during FY 2021-22 shall be subject to tax at the rate of 15% plus applicable surcharge and cess under the Act. Further, credit for the taxes paid / withheld in overseas jurisdiction may be available to the Company in accordance with the provisions of the Act and the provisions of Double Tax Avoidance Agreement ('DTAA') read with the provisions of Multilateral Instruments, if any based on the facts of each case.

#### **(4) Deduction in respect of inter-corporate dividends – Section 80M of the Act**

Up to 31 March 2020, any dividend paid to a shareholder by a company was liable to Dividend Distribution Tax ("DDT"), and the recipient shareholder was exempt from tax. Pursuant to the amendment made by the Finance Act, 2020, DDT stands abolished and dividend received by a shareholder on or after 1 April 2020 is liable to tax in the hands of the shareholder. The Company is required to deduct tax at source ("TDS") at applicable rate specified under the Act read with applicable Double Taxation Avoidance Agreement (if any).

With respect to a resident corporate shareholder, a new section 80M has been inserted in the Act to remove the cascading effect of taxes on inter-corporate dividends during FY 2020-21 and thereafter. Subject to the fulfilment of prescribed conditions, the section provides that where the gross total income of a domestic company in any previous year includes any income by way of dividends from any other domestic company or a foreign company or a business trust, there shall, in accordance with and subject to the provisions of this section, be allowed in computing the total income of such domestic company, a deduction of an amount equal to so much of the amount of income by way of dividends received from such other domestic company or foreign company or business trust which does not exceed the amount of dividend distributed by it on or before the due date. The "due date" means the date one month prior to the due date for furnishing the return of income under sub-section (1) of section 139 of the Act.

#### **B. SPECIAL DIRECT TAX BENEFITS AVAILABLE TO THE SHAREHOLDERS**

- (1) Dividend income earned by the shareholders would be taxable in their hands at the applicable rates. However, in case of domestic corporate shareholders, deduction under Section 80M of the Act would be available on fulfilling the conditions (as discussed above). Further, in case of shareholders who are individuals, Hindu Undivided Family, Association of Persons, Body of Individuals, whether incorporated or not and every artificial juridical person, surcharge on such tax would be restricted to 15%, irrespective of the amount of total income.
- (2) Section 112A of the Act provides for concessional tax rate of 10% (plus applicable surcharge and cess) on long-term capital gains (exceeding Rs. 1,00,000) arising from the transfer of equity shares or units of an equity oriented fund or units of a business trust, if Security Transaction Tax ('STT') has been paid on both acquisition and transfer of such shares / units and subject to fulfilment of other prescribed conditions (including Notification No. 60/2018/F.No.370142/9/2017-TPL dated 1 October 2018). The benefit of foreign currency exchange difference and indexation, as provided under the first and second proviso to section 48 of the Act, shall not be applicable for computing long-term capital gains taxable under section 112A of the Act.

- (3) Section 112 of the Act provides for taxation of long-term capital gains, resulting on transfer of *inter-alia*, listed shares of the company (other than those covered under section 112A), which shall be lower of the following:
- a. 20% (plus applicable surcharge and cess) with indexation benefit; or
  - b. 10% (plus applicable surcharge and cess) without indexation benefit
- (4) As per the provisions of section 111A of the Act, short-term capital gains arising from transfer of equity shares in the Company through a recognized stock exchange and subject to STT shall be taxable at a concessional rate of 15% (plus applicable surcharge and cess, if any).
- (5) In respect of non-resident shareholders, the tax rates and the consequent taxation shall be further subject to benefits, if any, available under the applicable Double Taxation Avoidance Agreement read with the provisions of Multilateral Instruments, if any, between India and the country in which the non-resident has fiscal domicile.
- (6) Where the gains arising on transfer of shares of the Company are included in the business income of a shareholder and assessable under the head “Profits and Gains of Business or Profession” and such transfer is subjected to STT, then such STT shall be a deductible expense from the business income as per the provisions of section 36(1)(xv) of the Act.
- (7) As regards the shareholders that are Mutual Funds, under section 10(23D) of the Act, any income earned by a Mutual Fund registered under the Securities and Exchange Board of India Act, 1992, or a Mutual Fund set up by a public sector bank or a public financial institution, or a Mutual Fund authorised by the Reserve Bank of India would be exempt from income-tax, subject to such conditions as the Central Government may by notification in the Official Gazette specify in this behalf.
- (8) Resident as well as non-resident buyers should independently evaluate their obligations to withhold tax on transaction involving transfer of shares by the shareholders of the company in light of the provisions of section 194Q/ section 195 and other provisions of the Act.

Except for the above, the Shareholders of the Company are not entitled to any other special tax benefits under the Act.

#### **STATEMENT OF POSSIBLE SPECIAL INDIRECT TAX BENEFITS AVAILABLE TO THE COMPANY AND SHAREHOLDERS OF THE COMPANY**

The Central Goods and Services Tax Act, 2017, the Integrated Goods and Services Tax Act, 2017, the Union Territory Goods and Services Tax Act, 2017, respective State Goods and Services Tax Act, 2017, the Customs Act, 1962 and the Customs Tariff Act, 1975 (collectively referred to as “**Indirect tax**”).

##### **A. SPECIAL INDIRECT TAX BENEFITS AVAILABLE TO THE COMPANY**

There are no special Indirect Tax benefits available to the Company.

##### **B. SPECIAL INDIRECT TAX BENEFITS AVAILABLE TO THE SHAREHOLDERS**

There are no special Indirect Tax benefits available to the shareholders of the Company.

**Notes to the above:**

1. We have not considered general tax benefits available to the Company or shareholders of the Company. The above Statement covers only certain special tax benefits under the Act, read with the relevant rules, circulars and notifications and does not cover any benefit under any other law in force in India. This Statement also does not discuss any tax consequences, in the country outside India, of an investment in the shares of an Indian company.
2. The above Statement of possible special tax benefits sets out the provisions of Indian tax laws in a summary manner only and is not a complete analysis or listing of all potential tax consequences of the purchase, ownership and disposal of shares.
3. In respect of non-residents, the tax rates and consequent taxation mentioned above will be further subject to any benefits available under the relevant Double Taxation Avoidance Agreement, if any, entered into between India and the country in which the non-resident has fiscal domicile.
4. This Statement is only intended to provide general information to the investors and is neither designed nor intended to be a substitute for professional tax advice. In view of the individual nature of the tax consequences, the changing tax laws, each investor is advised to consult his or her own tax consultant with respect to the specific tax implications arising out of their participation in the proposed offer.
5. No assurance is given that the revenue authorities/courts will concur with the views expressed herein. Our views are based on the existing provisions of law and its interpretation, which are subject to changes from time to time. We do not assume responsibility to update the views consequent to such changes. We shall not be liable to any claims, liabilities or expenses relating to this assignment except to the extent of fees relating to this assignment, as finally judicially determined to have resulted primarily from bad faith or intentional misconduct. We will not be liable to any other person in respect of this Statement.

## SECTION IV- ABOUT OUR COMPANY

### INDUSTRY OVERVIEW

Unless otherwise indicated, industry and market data used in this section has been derived from the RedSeer Report, which has been commissioned by us in connection with the Offer. Unless otherwise indicated, all financial, operational, industry and other related information derived from the RedSeer Report and included herein with respect to any particular year, refers to such information for the relevant year.

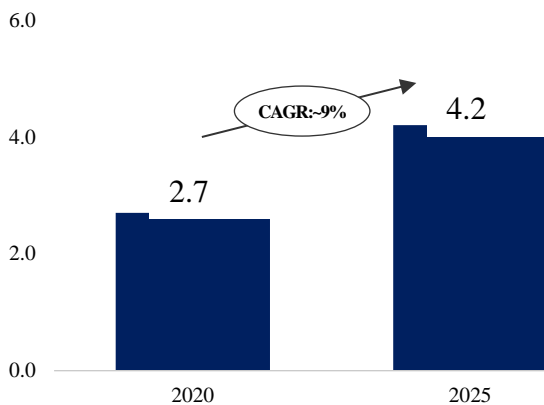
#### Overview of the Indian economy

With a Gross Domestic Product, of approximately US\$2.7 trillion in 2020, India is the sixth largest economy according to World Economic Outlook database. Since 2015, India has witnessed an average real GDP growth rate of more than 7% per year and has consistently been one of the fastest growing large economies.

Post COVID-19, India is on strong recovery track and country's GDP growth rate is projected at approximately 9% per annum in real terms during 2020-2025, highest among the larger economy leading to India becoming a US\$ 4.2 trillion economy by 2025. In 2020, Government announced special COVID-19 relief economic package of ~US\$ 270 billion to revive the Indian economy and industrial sector. As per Centre for Economics and Business Research ("CEBR"), India is expected to become the third largest economy in the world by 2030.

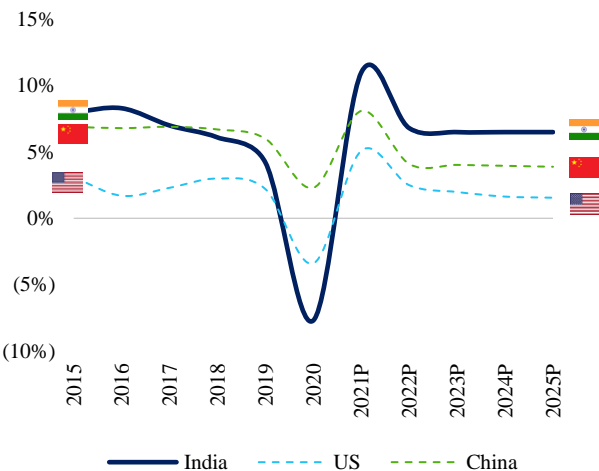
#### India GDP

US\$ trillion



#### Real GDP growth - India, US, China

YOY Growth (%), 2015 - 2025P



#### Key underlying growth drivers of Indian economy

##### Favorable Demographics

As of 2020, India has 745 million people in the working age group as compared to 172 million in US and 849 million in China. India is one of the youngest nations in the world, with a median age of 28 compared to 38 in China and the United States, 43 in Western Europe, and 48 in Japan. India has 700 million generation Z and millennials, largest in the world.

##### Urbanization

At 450-500 million, India has one of the highest urban population in the world, which is 1.4 times the total population of the USA. India's urban population is expected to further grow to 550 million by the FY 2026. Urbanization is expected to drive substantial investments in infrastructure development, which, in turn lead to job

creation, development of modern consumer services and increased ability to mobilize savings driving overall GDP growth.

### *Rising Middle Class Population*

Indian middle class is 55-57% of the population currently, and is likely to be 65%+ of population by 2030. The growth will be that of rapid upward mobility of the lower income classes, which will witness growth in incomes through urbanization, more democratized access to information, increasing employment opportunities which will drive consumer spending.

### *Rising consumption*

As per World Economic Forum estimates, India is likely to be the third largest consumer market by 2030 driven by development of communication infrastructure, education, rising impetus on capex spends by the Government, and more job opportunities. The private consumption is expected to increase from US\$ 1.7 trillion in 2019 to US\$ 2-2.5 trillion in 2025.

### *Reforms by the Indian Government to boost growth*

- Government focus towards improving rural sector spending capacity, infrastructure creation and inviting foreign investments will continue to boost growth. Key reforms and policies introduced by Government in last few years:
- Launched the 'Make in India' campaign in 2014 to showcase India as a global design and manufacturing hub. The campaign focuses on 25 selected sectors, including technology, construction, and biotechnology
- Introduced Goods and Services Tax (GST), a major initiative to ease tax system in the country bringing all taxes into one single window bringing in simplicity and transparency
- Eased FDI norms across several sectors, including insurance, defense, single brand retail, construction etc. to improve investor sentiment and encourage further foreign investment. India is among top 10 recipients of FDI globally.
- Launched initiatives like Digital India, Start-up India, e-Governance and Skill India to position India's digital economy for the next phase of growth
- Launched Pradhan Mantri Jan Dhan Yojna (PMJDY) scheme focusing on financial inclusion for the needy, in order to give access to financial services such as savings and deposit accounts, remittance, credit, insurance, pension, etc. at affordable rates. As of June, 2021 there are 425 million beneficiaries of the scheme and has US\$ 20 billion in deposits
- Reduced corporate tax rates to provide boost to corporates

### **Evolving Digital landscape in India**

Technology is playing an important role by increasing reach and accessibility for merchants and consumers. The revolution of mobile and cloud technology, combined with growing incomes and higher consumption rates in India, is at a digital tipping point.

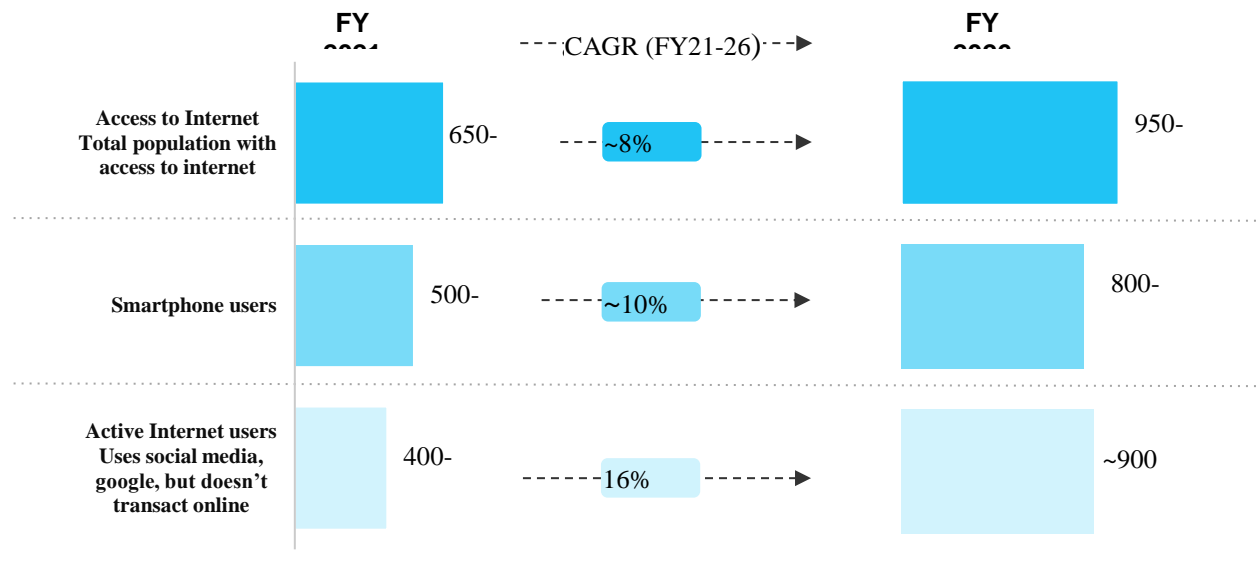
Over the last decade, India added 500 million+ new smartphone users. With higher affordability, reducing smartphone costs (average smartphone cost being less than US\$ 150) and availability of greater variety of value smartphones, the number of smartphone users expected to reach 800-850 million in FY 2026, representing more than 55% of total population and 80% of internet users.

In FY 2021, 650 - 700 million Indians had access to the internet and the number is expected to increase to over 950-1,000 million by FY 2026 representing more than 70% of the total population, this is primarily driven by increasing smartphone penetration, reducing data cost, new technology innovations and Government's push towards digitization. As per TRAI, the data usage per data subscriber rose to 141 GB in 2020 from 3 GB in 2014 whereas, data cost declined from INR 269 / GB to INR 10.9/ GB in 2020



## India to have approximately 1 billion internet users by FY 2026

Millions of users



Indian Government has taken several initiatives to catalyze the process of digital adoption by consumers, governance and businesses. The Digital India initiative mainly consists: universal digital literacy, delivering all Government services to citizens digitally, and development of secure and stable digital infrastructure. Some key achievements of the Digital India Initiative:

- Aadhaar – providing every resident with a unique identity number
- BharatNet – initiative to trigger a broadband revolution in rural areas
- DigiLocker – digital locker to store and access documents/certificates such as driving license, vehicle registration, academic mark sheet in digital format

Indian Government is making continuous efforts to increase fiber to the home penetration and launch 5G services. Currently 5G launch is expected in 2022, shift from 4G to 5G will be multi-dimensional and magnitudes higher than the shift from 3G to 4G. 5G will enable a lot of new spectrum to be put to use and it can pack more data than 4G for the same amount of spectrum. This will help in powering Digital India further.

Technology has changed the consumption pattern and the way businesses run. Retail commerce is one such area where technology has disrupted traditional businesses. Today food, grocery and goods from around the world are at our disposal and delivered at door-steps. Emergence of fintech players with innovative business model have changed the way consumers and merchants transact, lend and borrow, invest their money etc. The travel industry has also changed with online ticket booking, discounting, holiday packages, loyalty programs and much more. Merchants, small business owners and large scale retailers all have benefited from the ability to address a wide consumer base that comes from developments in e-logistics, foodtech, fintech and e-commerce.

### Digitization Changing the Way People Transact in India

Indian payment system has evolved significantly in since 1980. For a long time cheque clearing systems dominated the payment landscape in India. The cheque clearing system underwent significant transition from Magnetic Ink Character Recognition (MICR) in 1980's to the cheque truncation system first introduced in 2008.

In 2004, Real-Time Gross Settlement (RTGS), was launched. RTGS is mainly used for higher value transfers that require immediate clearance. In 2005, National Electronic Funds Transfer (NEFT) was introduced enabling transfer of fund between any two NEFT-enabled bank accounts on one to one basis and in 2010 Immediate Payment Service (IMPS) was launched.

In 2008, National Payments Corporation of India (NPCI) was set up as an umbrella organization for retail payment system. It is an initiative of RBI and Indian Banks Association (IBA) to create a robust payment and settlement infrastructure in India. In last 10 years, it has introduced various digital platforms and mode of payments such as:

- Unified Payments Interface (UPI): single mobile application for accessing different bank accounts, facilitates easy transactions using a simple authentication method
- RuPay: supports the issuance of debit, credit and prepaid cards by banks
- Aadhaar Enabled Payment System (AePS): Bank led model which allows online interoperable financial inclusion transaction at PoS through the business correspondent of any bank using the Aadhaar authentication
- NPCI has also developed the National Electronic Toll Collection (NETC) program to provide for a digital payment option at toll plazas across the country through a FASTag. All National highway toll plazas are mandated to have a FASTag lane.

Reserve Bank of India has also taken several initiatives to promote financial inclusion and digitization of payment system:

- Payments Bank: objective of Payments bank is to widen the spread of payment and financial services to small business, low-income households, migrant labour workforce in secured technology-driven environment. With payments banks, RBI seeks to increase the penetration level of financial services to the remote areas of the country

A Payments bank is like any other bank without involving any credit risk. It can carry out most banking operations but cannot provide advance loans or issue credit cards. It can accept demand deposits (up to INR 200,000), offer remittance services, mobile payments/transfers/purchases and other banking services like ATM/debit cards, net banking and third party fund transfers. In 2015, RBI granted in-principle approval to 11 players and as of today, there are 6 functioning payment banks in the country

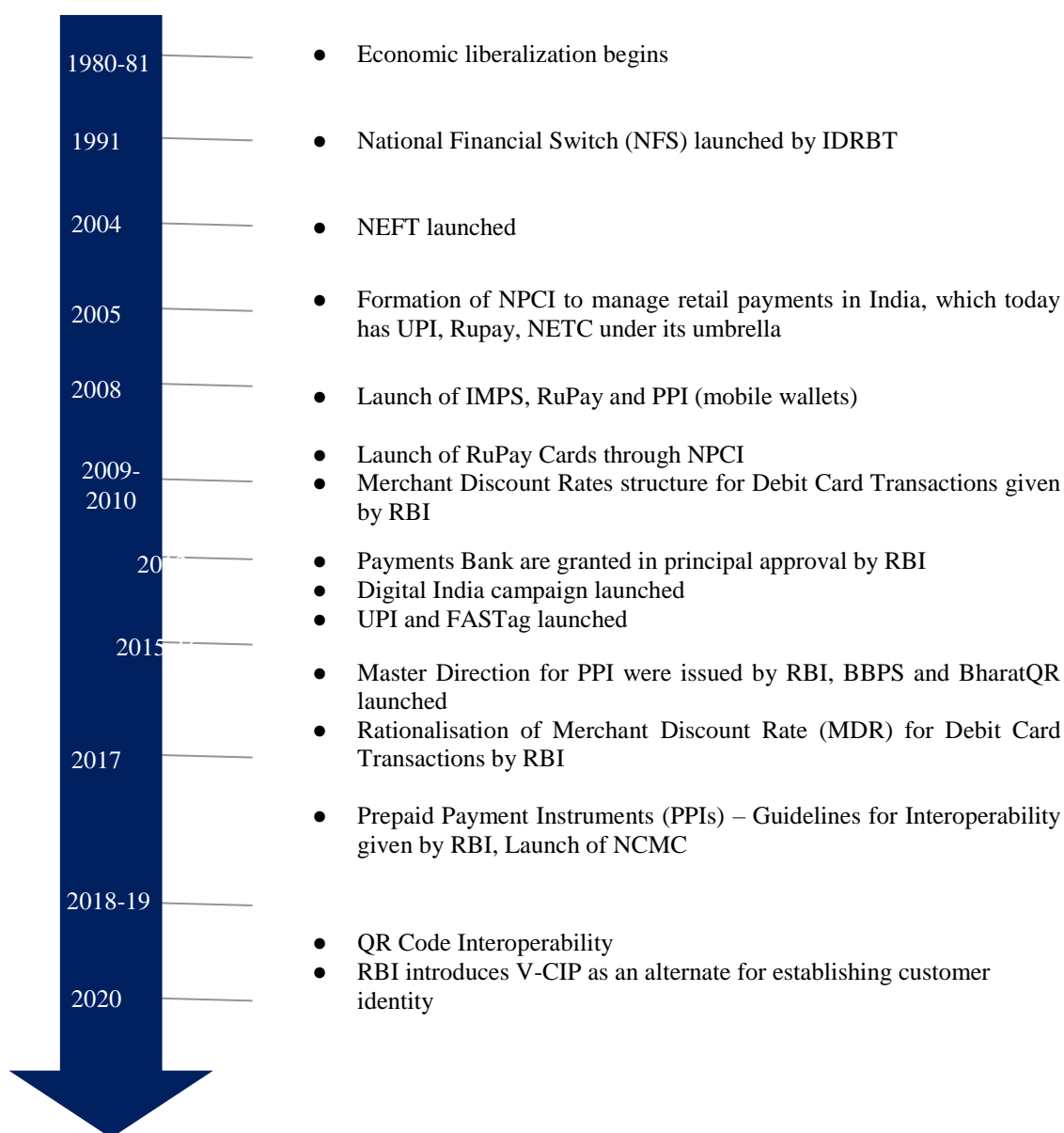
- In 2018, RBI issued guidelines to implement interoperability of PPI-wallets through UPI and PPI-cards through authorised card networks. PPIs are payment instruments that enable purchase of goods, services, and financial services against the amount stored on them. PPIs can be in the form of digital wallets or Cards.

In May 2021, RBI also mandated PPI interoperability and increased the limit to 200,000 for full KYC PPIs. This will facilitate faster adoption of digital payments and financial inclusion in the country.

- RBI has recently released a framework to authorize the setting up of New Umbrella Entity (NUE) for retail payments. As of now NPCI is the sole organization with a variety of innovative payment systems. The new umbrella entities set up will be able to set up and manage new payment systems such as ATMs, white label PoS, remittance services. It will also help fulfil objectives of transparency, efficiency in payment systems, decongest NPCI and foster innovation.

## **Evolution of Indian Payment System**

- First credit card launch



### *Emergence of Digital Payments*

Digital payments have been growing steadily over time, however India continues to be cash driven economy. In FY 2021, digital payments market size by value stood at approximately US\$ 20 trillion with 43 billion transactions during the year.

Consumers are rapidly switching to digital payments as it provides simple, safe and convenient ways to transfer money across accounts. Similarly, for merchants, acceptance of payments in digital form has increased significantly. Moreover, merchants have taken up digitization beyond merely accepting digital payments, digitization is helping them in other aspects of their business like credit, invoicing, maintaining ledger/accost, bookkeeping etc. helping their business to grow further.

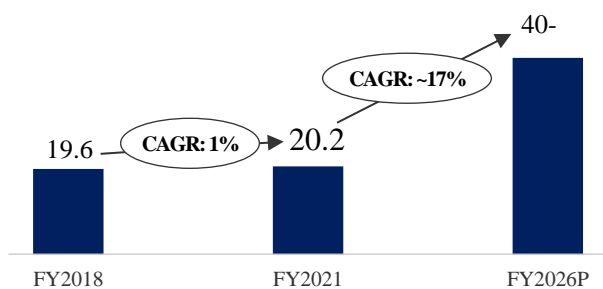
One of the key examples of changing trends during COVID-19 was seen prominently in Kirana stores across the country. Kirana stores were responsible for driving essential retail consumption throughout the lockdown periods. With increased focus on social distancing, government guidelines deterring people from moving for safety concerns, merchants moved to digital mode of payments leading to increase in digital consumer to merchant

payment volumes. Demonetization in 2016, also played a role in pushing merchants to accept payments digitally and led to growth in products like QR and wallets.

Several factors, including government initiatives and reforms, improving technology, increasing reach and awareness, digital payments are expected to more than double from US\$ 20 trillion in FY 2021 to US\$ 40-50 trillion by FY 2026.

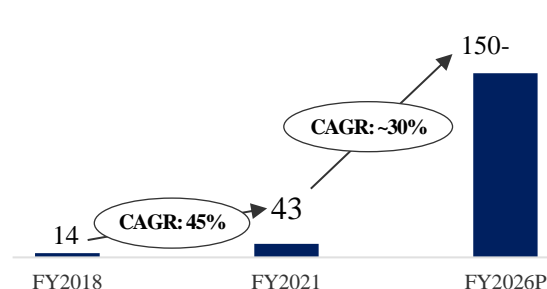
### Total digital payments by value

US\$ trillion



### Total digital payments by volume

Billion



Notes:

Digital payments here include all categories classified by RBI including ECS, PPI, Card Payments, NACH, IMPS, UPI, NEFT and RTGS

This will be driven by growth in:

- Mobile payments, which includes mobile wallet and UPI. As unique mobile payment users increase from 252 million in FY 2021 to 650-700 million in FY 2026, mobile payments expected to increase by 5x crossing 100 billion payments in volume.
- Increasing digital payment adoption by merchants through POS machine, QR codes and payment gateway
- Digital payments being accepted by non-traditional merchants – e.g. vendors, each delivery person having a QR code etc.
- Increasing penetration of digital banking products

### Mobile payments

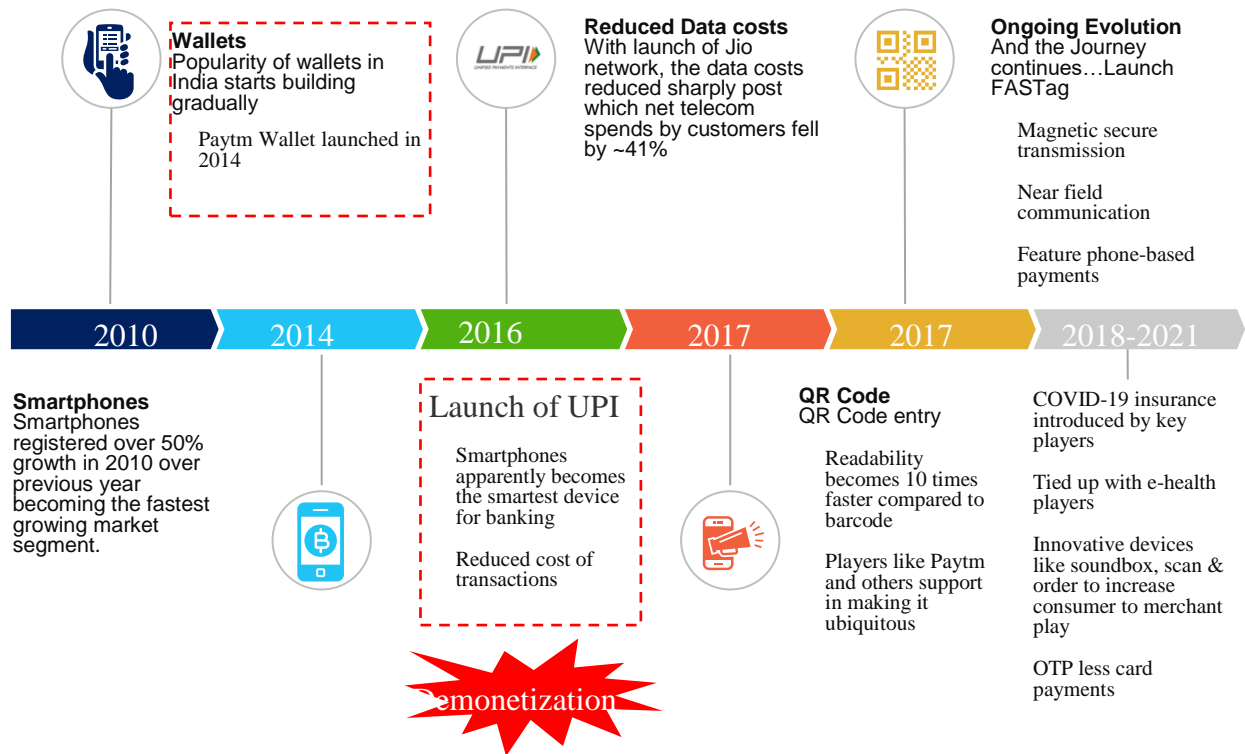
Mobile payments are mode of payment using mobile phones, this typically includes mobile wallets and UPI. There are various ways in which payment can be done using mobile, some of them are:

- **Mobile wallets:** allows to carry cash in digital format. Customers can link credit card or debit card information to mobile wallet applications or transfer money online to mobile wallets and use that for their purchases. Mobile wallets provide consumers with greater convenience, better security and control over expenses.
- **Unified Payments Interface (UPI):** Rolled out in August, 2016, it provides a simple, easy to use digital interface. Powers multiple bank accounts into a single mobile application (of any participating bank), merging several banking features, seamless fund routing and merchant payments into one hood. It has single click 2 factor authentication which is aligned with the Regulatory guidelines, yet provides for a very strong feature of seamless single click payment.

Money transfer between consumers and merchants using wallets or UPI, is becoming highly ubiquitous in India, and has led to a surge in mobile payments over the last few years. Mobile payments increased approximately 16 times from 1.6 billion in FY 2017 to 26 billion in FY 2021<sup>1</sup>.

<sup>1</sup> NPCI data, includes overall consumer to consumer and consumer to merchant transactions

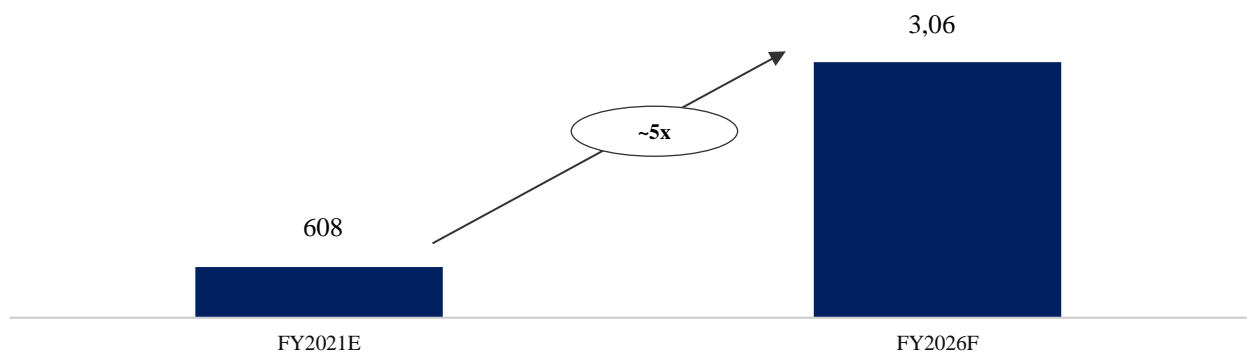
## Evolution of mobile payment landscape in India



Mobile payments expected to reach ~ US\$ 3.1 trillion by value by FY 2026

### Mobile Payments by Value

US\$ Bn

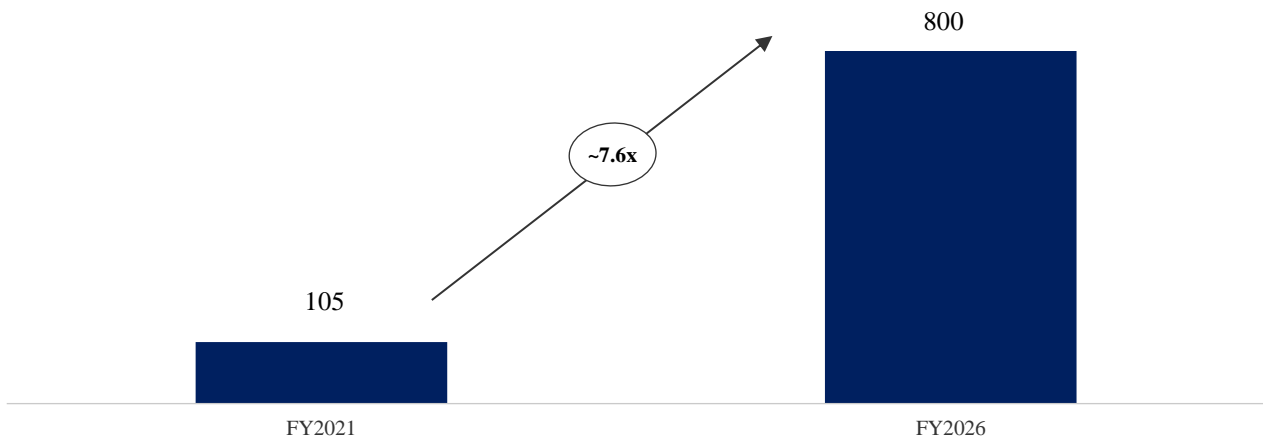


Notes: Includes UPI and Mobile wallet transactions

Mobile payments revolutionizing consumer to merchant payments segment which is expected to grow by ~7.6x in value by FY 2026

### Mobile payments (consumer to merchant) by value

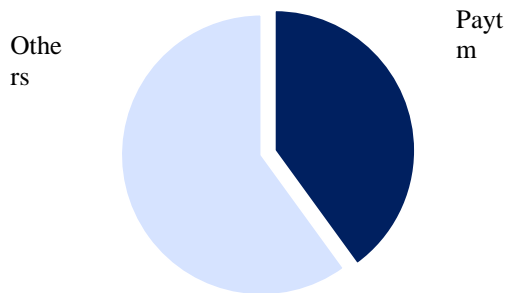
US\$ Bn



In mobile payments consumer to merchant segment, Paytm is market leader in India. Paytm’s market share across various mobile payment instruments:

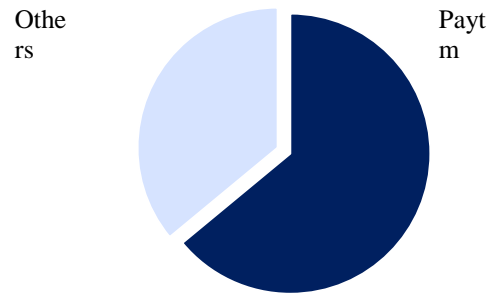
**Consumer to Merchant**

By Transaction Volume (FY 2021)



**Consumer to Merchant Wallet Transactions**

By Transaction Volume (FY 2021)

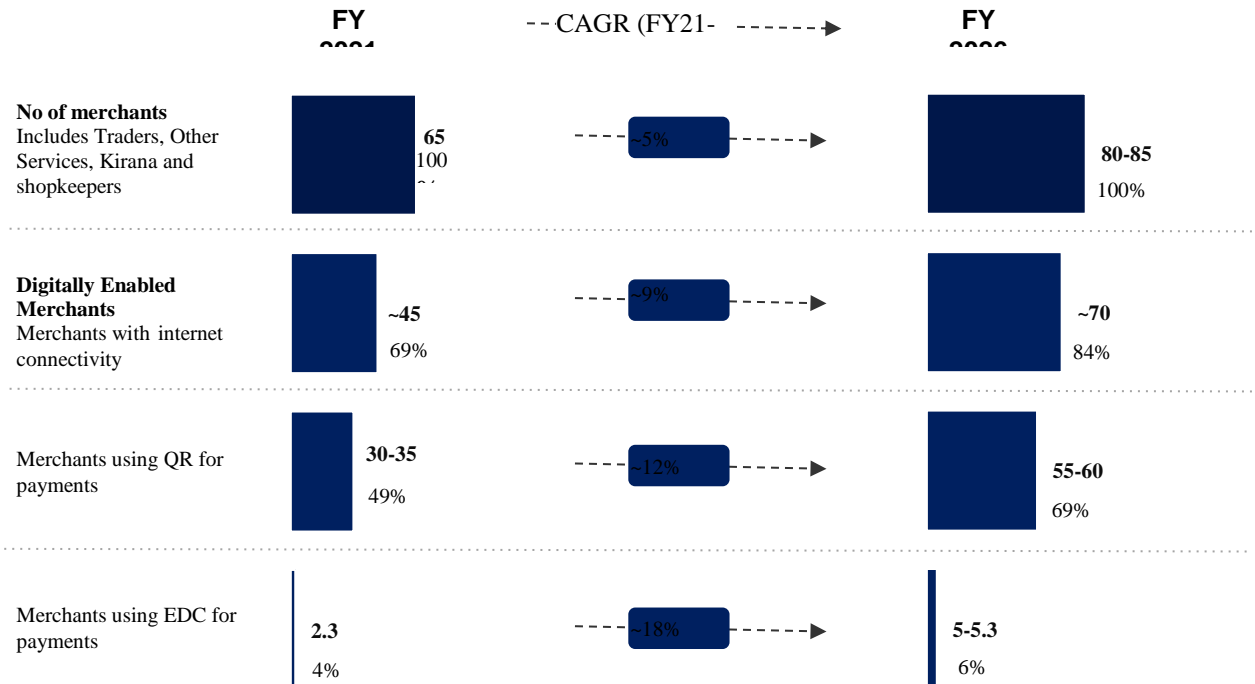


**Digital Payment Adoption by Merchant**

In India, there are approximately 65 million merchants of which 45 million have access to internet. Merchants including medium and small enterprises are rapidly adopting new age payment technology in order to offer hassle free shopping experience to their customers. Digital payment mode at merchants typically include QR code, Point of Sale (POS) machines and payment gateway.

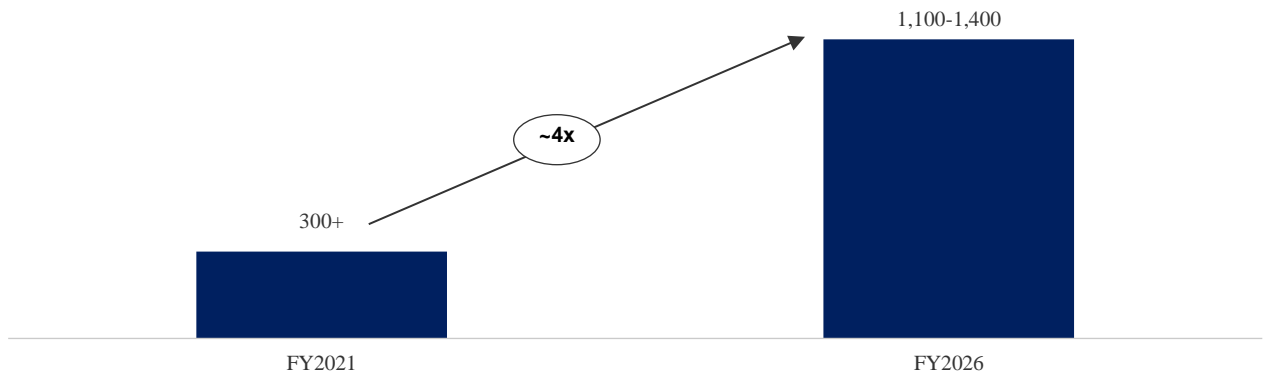
## India Digital Payments Merchant Funnel

(#Merchants in million)



## TPV of Digital Payments accepted by merchants (include QR code, POS machines and Payment Gateway)

US\$ billion



### QR Code

Payment via QR code is a contactless payment method where payment is performed by scanning a QR code from a mobile app. QR codes came as a revolutionary way to onboard merchants with the positives of lower acquisition cost and scalability. Currently, over 97 million QR codes are issued. In October 2020, RBI mandated proprietary QR players to implement QR code interoperability by March 2022 to facilitate seamless payments for customers.

According to RedSeer estimates, in FY 2021 there are 30-35 million unique merchants which are using QR codes for digital payments in India and expected to increase to 55-60 million by FY 2026. Out of all the players driving QR adoption, Paytm has the highest QR code coverage amongst merchants.

TPV of QR code is expected to increase from US\$ 40 billion in FY 2021 to US\$ 300-550 billion in FY 2026

## POS machines

Point of Sale terminal is a hardware used for processing payments at retail locations. India's POS device base has been steadily expanding with 13% CAGR over FY 2017-2021. One of the biggest levers for strong POS deployment in FY 2017-2021 period was demonetization in Nov 2016, which led to the adoption of alternate payment modes such as cards and drove rapid POS adoption across merchants.

TPV of POS machines is expected to increase from US\$ 94 billion in FY 2021 to US\$ 275 billion in FY 2026<sup>2</sup>

## Payment Gateways and Payment Aggregators

Payment Gateways and Payment Aggregators allow e-commerce businesses to process transactions on their website/ app. They allow payment acceptance through credit/debit cards, net-banking, e-wallets and UPI. A payment aggregator facilitates only payments by connecting merchants with payment acquirers. Paytm is the largest payment gateway aggregator in India based on total transactions<sup>3</sup>, for the fiscal year ended March 31, 2021, with the widest ecosystem of payment instruments.

TPV of payment aggregator is expected to increase from US\$ 170 billion in FY 2021 to US\$ 550 billion in FY 2026

## Paytm: India's Leading Ecosystem for Consumers and Merchants

Paytm has the widest selection of payments, commerce and financial services

With increased acceptance of digital payments, more companies have started offering digital payment solutions. Paytm is the most integrated player with presence across various payment formats.

	Widest range of value added services - Billing Software Soundbox, Smart POS		Paytm Mall, Mini app store, Hotel & Travel Booking, Movies and Events, Games <sup>4</sup>	Widest lending offering - Merchant Paytm Postpaid Personal Loans	Paytm Payments Bank <sup>6</sup>	Widest insurance offerings	
Paytm	Leading		Leading	Leading	Leading	Leading	Leading
Competitor 1	Present in Category					Present in Category	
Competitor 2		Present in Category		Present in Category		Present in Category	
Competitor 3							
Consumer to merchant mobile payment <sup>1</sup>	POS machine <sup>2</sup>	Payment Aggregator/ Payment Gateway <sup>3</sup>	In-house Commerce	Digital Lending	Payments Bank	In house Insurance Broking <sup>5</sup>	Dedicated Investment Platform and Community

Leading
  Present in Category
  Not Offered

### Notes:

1. Leading on basis of consumer to merchant market share for FY2021
2. Leading on basis of value added services and offerings
3. Leading on basis of transaction market share
4. Also includes Recharges and Bill payments, Municipal Tax, FASTag, Metro, Nearby Stores, Donations etc.
5. Includes Bike, Car, Life, Health, Dengue, Covid-19, Mobile Protection, Personal Accident, Hospital Cash, Dental, Cyberfraud

<sup>2</sup> TPV of Credit Card/Debit Card Payments at PoS machines

<sup>3</sup> On basis of consumer to merchant transactions for FY 2021



### *Paytm is Uniquely Positioned to Monetize the Payments Opportunity*

Paytm offer consumers a wide variety of payment instruments, which include (i) major third-party instruments, such as debit and credit cards and net banking, and (ii) Paytm Payment Instruments including wallet, postpaid amongst other instruments. In addition, Paytm provides merchants with various products enabling them to accept payments digitally through Paytm Payment instruments and major third party instruments. Given wide suite offerings to merchants, ability to drive higher consumer engagement and stickiness through Paytm Payment instruments, Paytm has a unique monetization model compared to other peers

### **Rapid Growth of Commerce Services**

Tech adoption across internet sectors has been accelerating in the last few years even before COVID-19, with major sectors like eGrocery, foodtech and eHealth seeing strong supply side action, ecosystem building and offering multiple digital services under one roof. Some of these sectors will exceed US\$ 10 Billion in GMV terms by FY 2026, becoming mainstream consumption channels for India’s tech savvy consumers.

There are several factors due to which tech-savvy consumers prefer availing online services from shopping online to availing traditional financial services like insurance, investments, borrowing etc. Online services have significant advantages over traditional brick and mortar stores in terms of time saving, large catalogue of options, discount deals and coupons, returning process, purchase cancellation and even cash-on-delivery option. Online services offer the consumer convenience and benefit of availing services for anytime and anywhere.

Overall, across the India internet sectors, most sectors will be reaching high maturity by FY 2026 in GMV terms, accounting for a significant share of the overall consumption in that category- thus truly making India a digital economy. Further, unique online transacting users, are expected to grow from 250-300 million in FY 2021 to 700-750 million by FY 2026. This will further fuel growth of digital products and solutions across sectors.

<b>Estimated market opportunity (US\$ billions)</b>	<b>FY 2021</b>	<b>FY 2026</b>	<b>CAGR</b>
Online Gaming	2.8	12-13	34%-36%
Travel Ticketing <sup>1</sup>	36	60	~9%
Film Ticketing <sup>1,2</sup>	2.6	3.5	5%
E-tail	41	140-160	28%-31%
E-grocery	3.7	22-27	43-49%
Online Food Delivery	2.7-3	13-14	36%
India Advertising <sup>3</sup>	9.3	20-25	20%

Notes:

1. Travel ticketing and film ticketing for the period FY 2020
2. Includes ticketing from major organized and unorganized players
3. India advertising data for the period CY2020 and CY2025

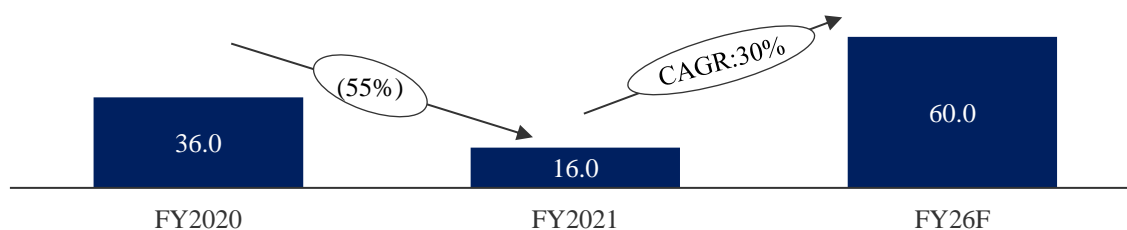
### ***Travel, Entertainment - Ticketing***

Over time, online ticket booking has witnessed steep growth due to convenience, offers and user-friendly. However, travel has been one of the worst hit sectors due to the pandemic. With countries globally shutting down international boundaries for prolonged periods of time, even states restricting movement of people the travel ticketing industry saw a dip of ~55% from FY 2020 to FY 2021 as people only travelled due to emergencies.

Today, the travel ticketing market stands at ~US\$ 16 billion and is expected to recover strongly over the next two years post the second wave as vaccination rollouts drive greater confidence. The overall market is expected to reach US\$ 60 billion by FY 2026.

## Travel Ticketing Market

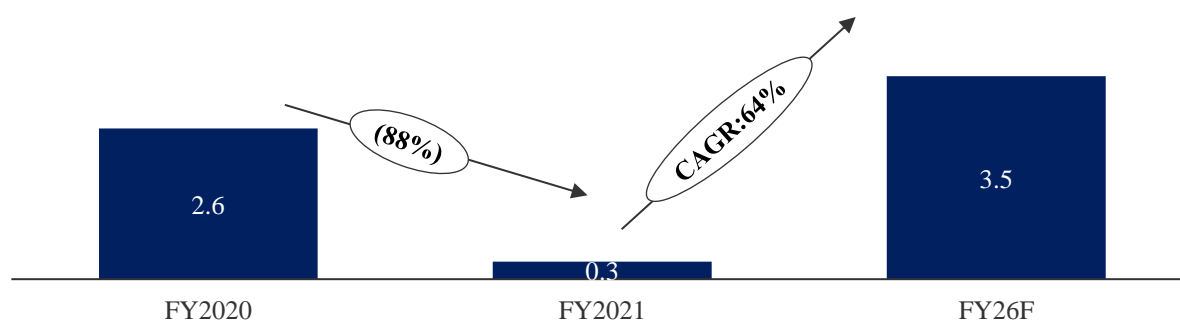
US\$ Bn



Like many other sectors, film ticketing also saw a dip of 88% in FY 2021 (vs FY 2020 estimates) due to the situation which arose from Covid-19. However, as the situation goes back to normal, the industry is expected to recover. As Government has started the vaccination drive, once immune from the virus, consumers would prefer going back to the theaters. Although initially, the growth will be slow, new innovative ideas from existing players and pent-up demand will drive consumption. Further, the normalcy is expected to return by FY 2022 and then the market is expected to show steady recovery from there on.

## Film Ticketing Market

US\$ billion



Note: Includes ticketing from major organized players and unorganized players

## Gaming

Online Gaming in India operates under 3 various categories namely: skill based games, mobile app-based games and PC & Console based games.

In India, there are around 300+ million online gamers. The market is mostly dominated by casual gamers with 250 million users who play games as a leisure activity. This is followed by Fantasy sports with around 100 million users. In this type of games, users virtually form a team of real sports players and perform based on the statistical performance of those players in actual games.

The monetization model differs for different games. For free games, companies mostly rely on in-app purchases versus in games like Ludo King, Candy Crush or Surfer, companies rely on the user base and their subscription fee.

Gaming industry in India is still in nascent stage and has huge potential to grow driven by young population, growing internet and smartphone users and cheap data. It is expected to become US\$ 12-13 billion by FY 2026 that will grow by 4.5 times from FY 2021. Further, due to Covid-19 the sector saw a huge growth as user engagement increased across various gaming categories.

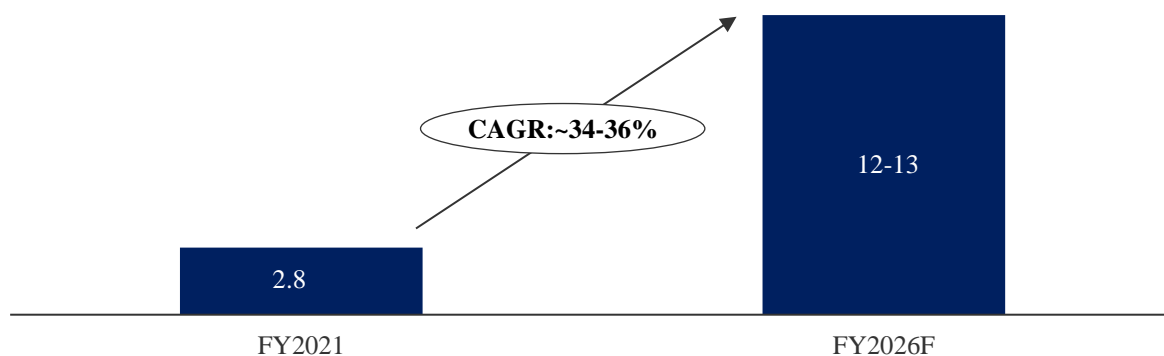
Among all the categories, the real money gaming segment is expected to show the highest growth in the next 5 years followed by casual gaming. It will mostly be driven by:

- Increasing adoption of online platforms for playing card games such as Rummy and Poker
- Increasing penetration of Fantasy sports players owing to love for cricket in the users across the country

Mobile app based game providers are expected to benefit from the increase in the number of gamers who make in-app purchases, which is currently as low as 0.5% in India vs 3% globally, and watch video ads to earn rewards. PC & Console games are expected to grow at the slowest pace owing to high cost of hardware and low penetration of gaming cafes in the country.

### Online gaming market in India

US\$ Bn



Of the overall online gaming market, real money skill based gaming is expected to grow fastest from US\$ 886 million in FY 2021 to US\$ 5.5 billion in FY 2026. Rummy and fantasy sports form a major component of real money skill based gaming. Fantasy sports is expected to grow at a rapid pace driven by:

- High user base owing to love for cricket across regions and age groups in India
- Fantasy sports market has witnessed the entry of players offering online rummy and casual games, which will also drive new user acquisition by cross-selling of fantasy sports along with other games
- Fantasy sports is easy to understand and thus doesn't need much push to try the game
- Fantasy sports market has higher conversion of registered users (~15%) to cash users and the conversion is going to increase further driven by lower entry fee

### Advertising

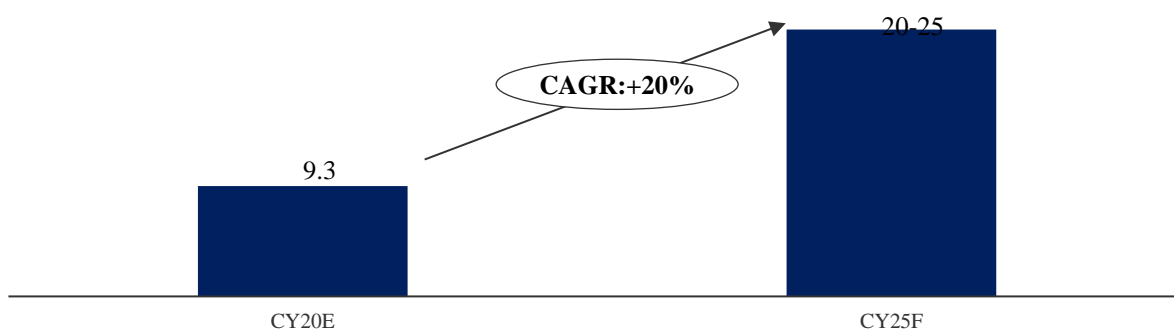
Advertising industry in India has largely evolved over the years and today, it's more targeted, niche and has a number of channels to reach the right audience. Advertising market in India stood at US\$ 9.3 billion in CY20 and is expected to more than double by CY25.

Digital marketing spends will likely grow to US\$ 11+ billion by CY25 versus US\$ 3.1 billion in CY20, becoming more than half of the total advertising spends in India, reaching at par with current ad spends mix of countries like USA and China. Digital advertising is expected to gain from India's expanding economy spanning across online

gaming to foodtech. Brands across categories are employing varied ad formats to engage customers. Ad revenues of homegrown apps are rising and are set to increasingly contribute to revenue

### India Ads market Size

US\$ Bn



### Financial services

Financial services system plays a crucial role in the economic development of a country. It allows efficient flow of savings and investments, managing credit requirement of businesses. Financial services have the ability to give support for growth of a new business and access to capital. India is significantly under penetrated across various financial services products which provides huge opportunity for players to grow across various sub segments such as lending, insurance, wealth management etc.

	India	China	US
Household debt as % of GDP <sup>1</sup>	11%	56%	75%
Credit Card penetration <sup>2</sup>	~4%	53%	328%
Insurance premium as % of GDP <sup>3</sup>	3.8%	4.3%	11.4%
% Population participating in stock market <sup>4</sup>	3%	13%	55%
Retail mutual fund (AUM as % of GDP) <sup>5</sup>	16%	19%	145%

Notes:

1. For 2019
2. 2019, except for India (2021). Credit Card penetration defined as average number of cards per 100 population
3. Includes Life and Non-Life Insurance
4. 2020, as a percentage of population, includes participation in direct equity and mutual funds
5. 2020E

### Lending

India's formal credit lending models require extensive documentation, active bank accounts and a steady source of income, with decent credit history at the very least. The journey from origination, to actual loan amount disbursement can take up to days. Only a fraction of MSMEs and population is able to meet all the criteria to avail credit from traditional financial institutions.

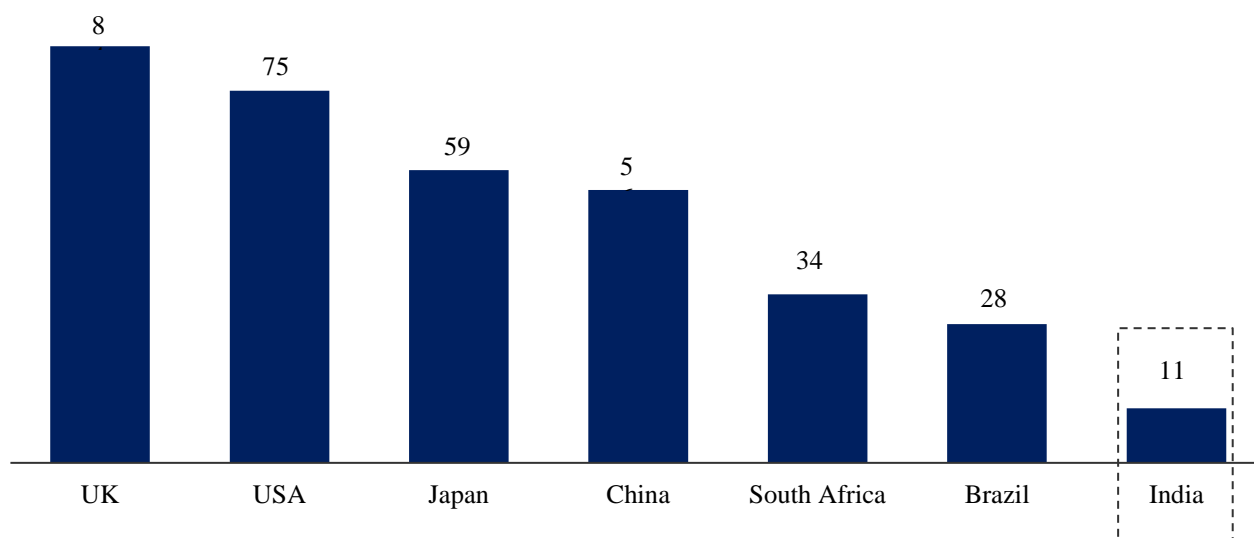
In last few years, various fintech players has emerged with innovative business model to address a huge unmet demand for easy credit access to the consumer and merchants.

### **Retail Lending**

Indian Retail Credit<sup>4</sup> is a huge market with c.US\$ 550 billion loans outstanding during FY 2021. India's household debt as % of GDP stands at 11%, which is significantly lower as compared to UK, US and China where it's 84%, 75% and 56% respectively.

#### **Household debt as % GDP - Country wise**

2019



Going forward, the Retail Credit market is expected to grow by 13% CAGR to reach US\$ 1 trillion by FY 2026, mainly driven by

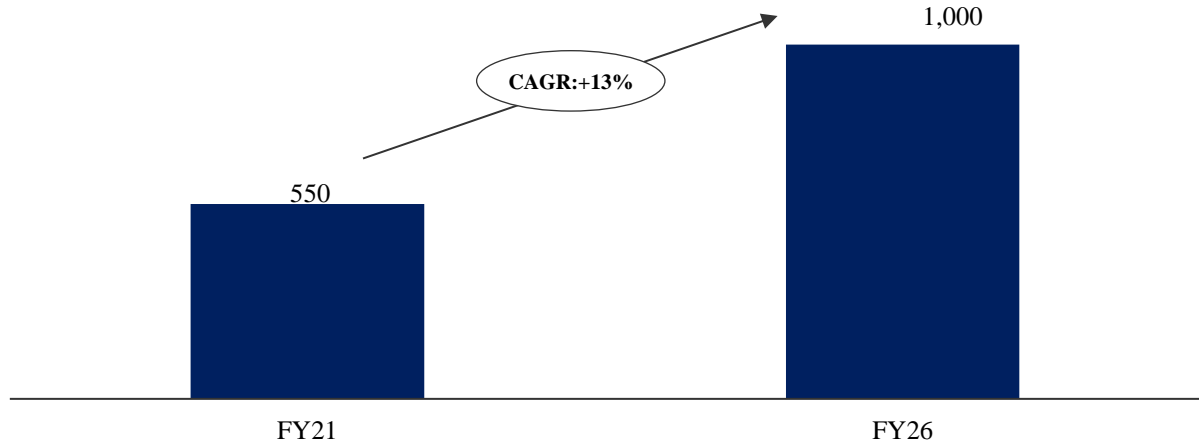
- Rise of alternative credit offering platform, which require minimal / zero physical documentation, offering better experience to customer versus traditional banking system
- Government initiatives accelerated the financial inclusion drive which led to opening of 356 million bank accounts
- RBI offers banks durable longer-term liquidity at the repo rate (5.15%). This will facilitate banks in lowering their lending rates they charge on retail and industrial loans.

---

<sup>4</sup> Retail credit is defined as secured and unsecured loans from bank and NBFC (excluding housing loans) and lending from informal market

**Total Retail Loan Outstanding**

US\$ Bn

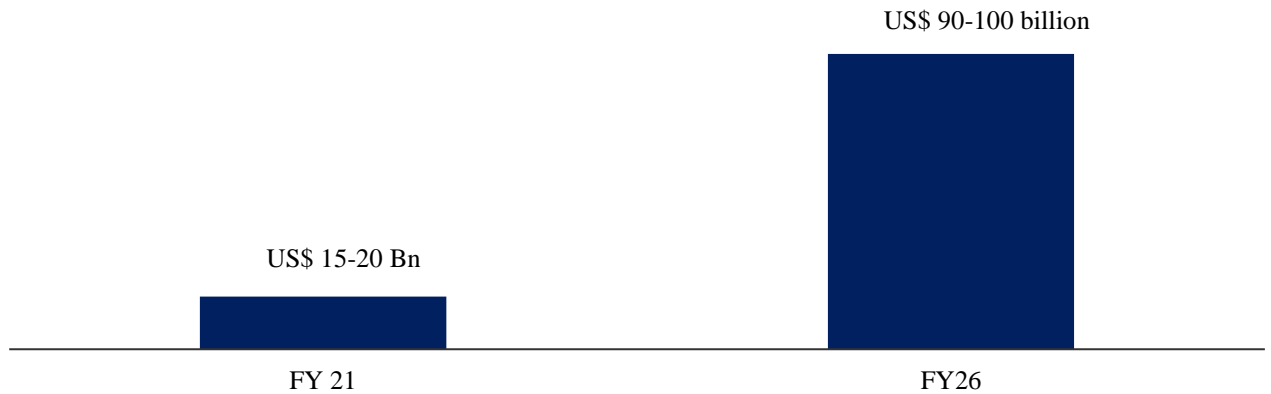


**Note:** Includes secured and unsecured loans outstanding from bank and NBFC (excluding housing loans). Also includes loans outstanding from from informal sources

In Retail consumer loans, buy-now-pay-later is an emerging opportunity which is expected to grow rapidly in India. BNPL is a short-term micro credit model, where consumers have to pay little to no interest for purchases through various platforms. BNPL has existed in the form of card based EMI, credit cards etc. which requires good credit scores, documentation and income threshold. With digitization and mobile payments, players have access to more data and spending pattern of customers making them better suited to underwrite loan. Disbursals under BNPL models is expected to grow 5 times from US\$15-20 billion in FY 2021 to US\$ 90-100 billion in FY 2026 mainly driven by increase in digitally savvy customer base.

**Overall BNPL (Disbursals)**

US\$ billion



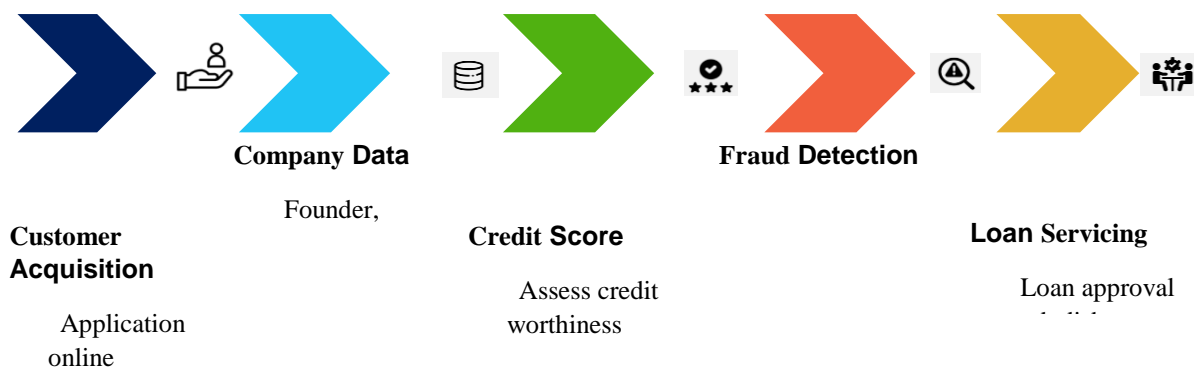
**Note:** Overall BNPL includes digital BNPL along with traditional NBFC Unsecured consumption loans and card based EMI and POS based credit

**MSME Lending**

MSME contributes to about 30% of India’s GDP, and are responsible for creating 110 million job opportunities. There are approximately 63 million MSMEs engaged in different economic activities across various sectors. These enterprises have various credit needs to be able to scale, expand, counter macroeconomic high and low cycles. Access to credit becomes an important parameter for an enterprise to grow and thrive. In India ~20% of the loans required by MSMEs is met by the formal sector, 40% by the informal sector and there is still a 40% credit gap to be met for the MSMEs

MSME lending presents a huge opportunity which allows multiple business models to thrive and cater to a wide range of use cases. Digital lenders are present across the spectrum from businesses lending from their own balance sheets to acting as platforms that connect borrowers and lenders. A typical journey of a customer across various offerings involves an online application, furnishing data about the founding company, financials, basic documentation on registration. Digital companies have alternate credit scoring mechanisms to underwrite loans that consider multiple data points apart from traditional bank statements and credit bureau scores. Loan servicing and tenure are flexible along with prepayment options

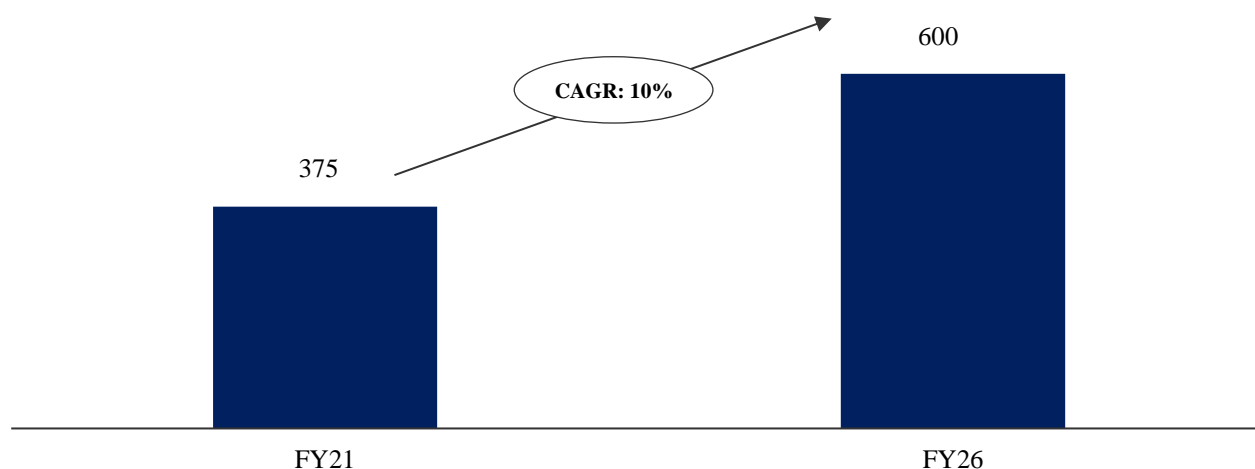
### Typical Journey of MSME Digital Lender and Business Models



Digital lenders have started to address this gap, today the digital lending market captures less than 1% of the TAM, indicating much of the market is still untapped. MSME lending is set to become approximately US\$ 600 billion opportunity by FY 2026 driven by increasing Government focus on fintech, increasing digital adoption, better underwriting algorithms, digital lending ticket sizes increasing.

## MSME Lending Opportunity

US\$ Bn



**Note:** Includes loans outstanding from bank and NBFC along with loans outstanding from informal sources

Traditional digital lending models are steeped in an end-to-end journey of acquiring a customer all the way to repayment and locking in a repeat customer. However, digital payments-based lending models have a significant advantage here as they already have a captive base of consumers and they also know the spending pattern of the consumer to be able to better underwrite any lending opportunities that they may offer. It makes it easier for digital payment players to lend, underwrite, offer repayment options and also give pre-approved credit without the hassle for a KYC.

Payment based lending though unsecured are backed by realistic cash flows which makes underwriting easier in absence of traditional credit score or collateral availability. Since the repayment capacity is based on near term cash flows, sachet sized loans are easier to give. Traditional lending models are riddled with underwriting as they are balance-sheet or asset backed. The repayment capacity of the merchant is based on assets, liabilities which are projected at least over 1 year thus making it difficult to underwrite short term sachet sizes loans. However, advancements in data analysis and development of alternative credit scoring mechanisms are bypassing this roadblock.

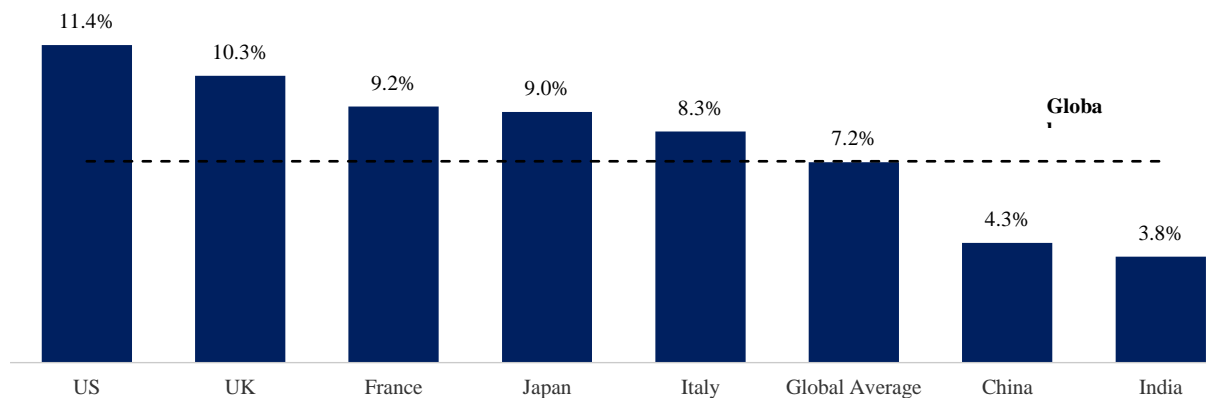
### Insurance

The Indian insurance industry has grown at a CAGR of 12% between FY 2018-2021 and total gross premium underwritten for FY 2021 was US\$ 121 billion with life insurance premiums accounting for 77% and non-life premiums accounting for 23%.

However, as compared with global peers, India's insurance market is underpenetrated. Insurance penetration (premium as % of GDP) is at 3.8% as compared to the global average of 7.2%.

### Insurance Penetration Across Nation





Notes: Insurance penetration is measured as ratio of premium to GDP

Low penetration in insurance industry stems from financial illiteracy, lack of awareness of need, low household disposable income, complex products, gaps in product offerings and inefficiencies in distribution system. Opaque cost structures, hidden fees, difficult to understand language and jargons has made people averse to insurance products. On the distribution side, reach remains low and is a push driven model with agents, brokers and bank channels serving as primary sales channel. Further, there is no legal requirement for people in India to purchase general insurance (except third party motor insurance), contributing to its low penetration.

India's life insurance market is expected to grow at 13% CAGR during FY 2021-2026 to reach US\$ 160-180 billion by FY 2026, driven by favorable macro indicators, rising awareness towards financial products and services, digitization and simplification of products and processes, online channels for distributions, innovations and customizations in products and favorable government policies and regulatory push.

The non-life insurance market in India is expected to grow at 15% CAGR to reach US\$ 50-60 billion size by FY 2026, driven by a burgeoning middle-class, rising awareness about insurance protection, innovative products, growth in associated industries, and favorable regulatory landscape.

A major bulk of non-life insurance is formed by the motor and health sector, which is expected to grow steadily, driven by:

- Lower vehicle insurance penetration: India is one of the largest auto markets in world with over ~20 million vehicles sold annually and is also among the nations with the highest number of road accidents. In India, it is mandatory to have a third-party liability policy for any motor vehicle. Despite this, in FY 2019, 57% of total vehicles and 66% of two wheelers on road were uninsured leaving a huge space for the insurers to grow their market
- Government initiatives: Ayushman Bharat Yojana is one such initiative by Government to bring in health insurance coverage to below poverty line (BPL) families

Regulatory bodies continue to support reforms which are beneficial for the sector in long run. IRDAI has passed various regulations, bringing in transparency and product standardization benefitting customers and new product launches, increasing the ticket size of policies for aggregators benefitting insurers. In Budget 2021, Government increased FDI limit from 49% to 74% in insurance sector.

In last few years, digitization has led strong growth in gross premium by simplifying the process and faster customer engagement. The trend is expected to continue as digitization offer:

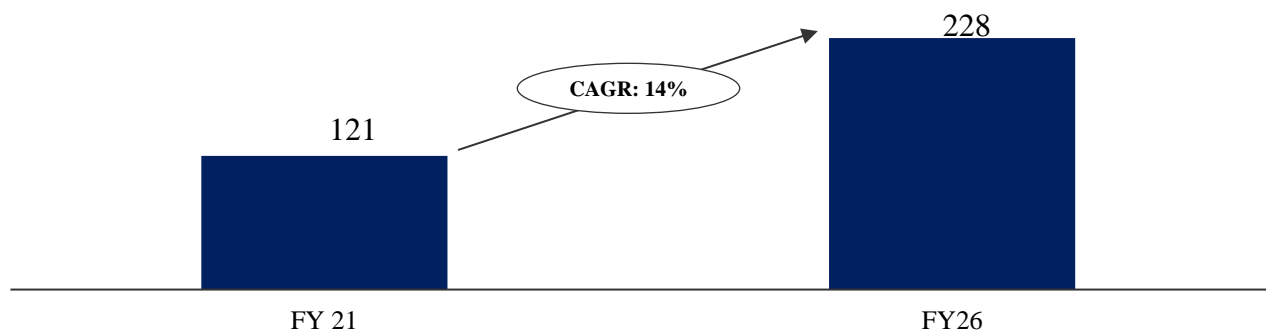
- Simple purchase process: one can easily compare the various products online and make the purchase, eliminating the need of an agent for product understanding and signing the document

- Customized products: digital first full stack insurers provide customize offerings by adding riders to the existing policies. Marketplaces provide a better product selection experience by providing a comparison of listed products
- Lower premium costs vs traditional players as there are no intermediaries involved to sell the product, reducing the cost for insurers.
- Raising claims is much easier over digital platforms versus in case of traditional insurers one has to wait for agent / broker or has to visit the branch for the claims leading to higher TAT
- Brings in more transparency and reduces chances of mistakes to lower manual work involved as compared to traditional players

Going forward, gross written premium to increase to US\$ 228 billion by FY 2026.

### Gross written premiums

US\$ Billion



### Wealth Management

During FY 2012-FY 2020 Indian household savings have grown at CAGR of 7.6% of which majority component goes to physical assets such as real estate, gold etc. in form of investments. Investments towards financial products such as equity, mutual fund is relatively low, forming 41% of total household savings in FY 2020. Gold has historically been used as a hedge against inflation, and it continues to be part of the investment portfolio to mitigate financial risks during inflation, economic, social and geopolitical crises.

Most investors with an investible surplus have no exposure to capital markets owing to lack of comfort, low risk appetite and availability of other products such as fixed deposit offering high single digit return. India remains significantly underpenetrated market with only 3% of total population participating in equity as compared to 55% in US and 13% in China.

With the declining interest rates and increasing financial literacy, the penetration within India is expected to rise rapidly over next few years. This creates a massive opportunity for new age business models which have come up in India's wealthtech space, targeting various customer cohorts. In last few years, Digital first models such as discount brokers, mutual fund distributors, robo advisors have come into picture. Digital brokers have seen tremendous growth as compared to their offline counterparts, driven by discount brokerage business model, superior app experience and customer support.

Over the next 5 years, capital market participants are expected to more than double from the current 40 MM and investment in Indian equities and mutual fund is expected to increase by 2.6 times reaching US\$ 1.2 trillion in FY 2026 from US\$ 468 billion in FY 2021.

The key driving factors for the growth will be:

- Digital first platforms to drive accessibility and penetration within tier 2+ cities

- Digital native millennials to be the power users of wealth tech apps
- Growing investible surplus and falling returns on traditional asset classes
- Wealthtech platforms actively investing in educational platforms and community building to reduce the churn and drive up their total investments
- Innovations such as robo-advisory, community based investing to aid investors in taking investing decisions.
- Increased accessibility of asset classes such as international equities, debt, etfs, digital gold etc. to serve needs of investors and offer new avenues of investing

### Equity

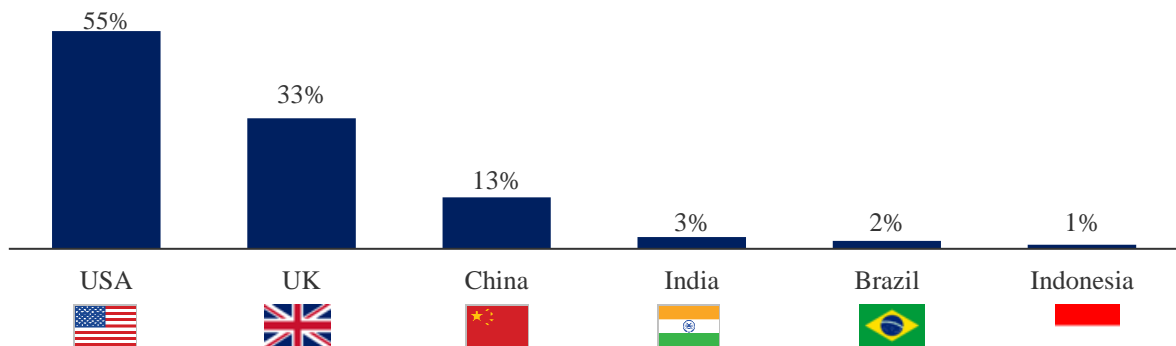
Indian equities have seen a strong growth with major indices such as NIFTY 50 and Sensex generating a CAGR of ~10% between FY 2015-2021. Market analysts remain bullish for Indian equities in the long term owing to macroeconomic factors and growth.

The market participation has also been on the rise with the number of demat accounts rising at the rate of ~15% CAGR between FY 2015-FY 2021. COVID-19 accelerated the growth further with ~14 million new demat accounts opened in FY 2021, a ~35% rise in a year.

Despite the strong growth, India capital market penetration (percentage population participating in stock market) stands at only 3% as compared to 55% and 13% in US and China respectively

### Population participating in Stock markets by Country

% of population, 2020

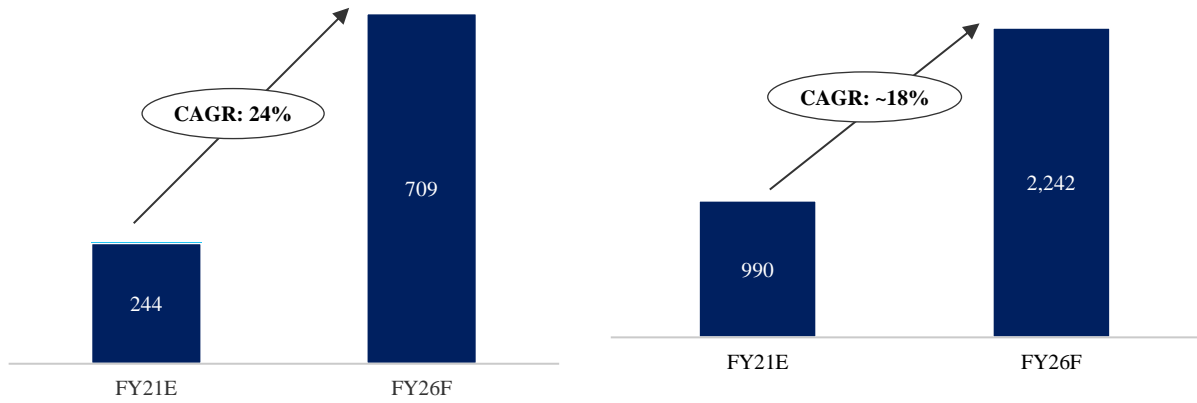


Equity investments expected to witness strong growth backed by the increased accessibility brought by platforms going digital, with active demat accounts increasing to approximately 113 million by FY 2026 from 55 million in FY 2021, leading to equity investments / year (for individual investors) increasing from US\$ 990 billion to US\$ 2.2 trillion.

**Direct Equity Investments (Outstanding) - Retail Investors**      **Equity Investments / Year – Retail Investors**

US\$ Bn

US\$ Bn

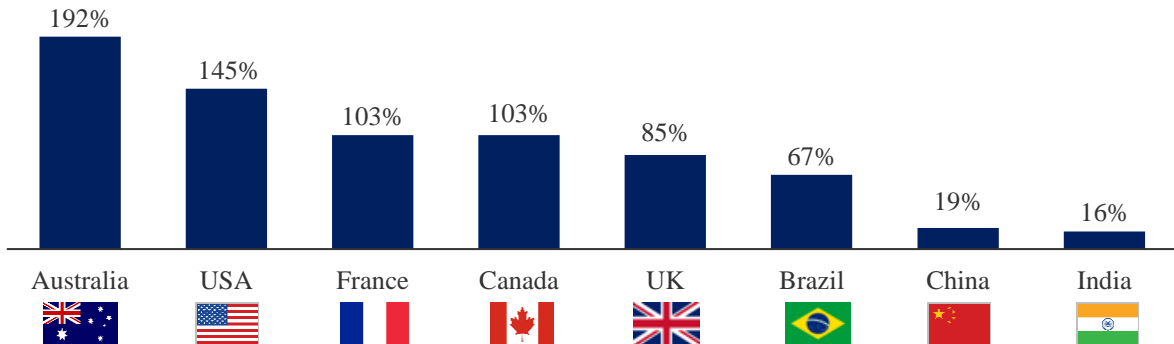


**Mutual Fund**

Mutual fund AUM as a percentage of GDP has grown from 4.3% in the financial year 2002 to approximately 16% in the 2020, penetration levels remain well below those in other developed and fast-growing countries.

**Mutual Fund AUM / GDP Ratio**

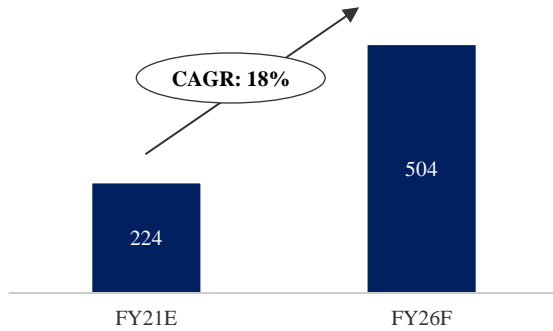
% of GDP, 2020E



Overall mutual fund AUM in India, for individual investors is expected to reach ~ US\$ 500 billion by FY 2026 which is currently at ~US\$ 224 billion in FY 2021. Digital channels as a mode of investment has picked up pace rapidly contributing 55%-65% of all incremental mutual fund purchases in FY 2021 and is expected to drive 70%-75% of all incremental purchases by FY 2026. On an overall level digital channels are expected to amount to ~55% of the overall mutual fund AUM by FY 2026.

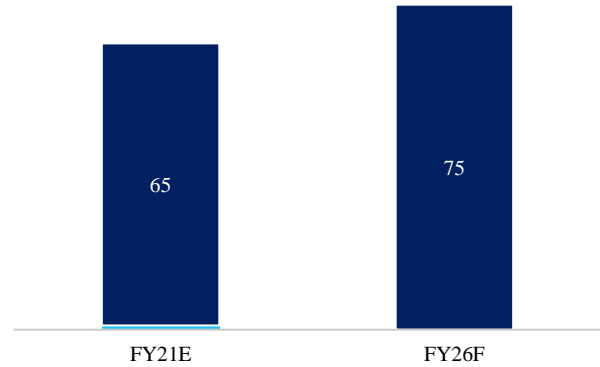
### Mutual Fund AUM Outstanding (For Individuals)

US\$ Bn



### Mutual Fund Net Inflow (For Individuals)

US\$ Bn



The growth will be driven by the move towards direct mutual fund plans and a wave of first-time investors coming in. Total number of mutual fund investors is expected to double from ~32 million FY 2021 to ~72 million in FY 2026.

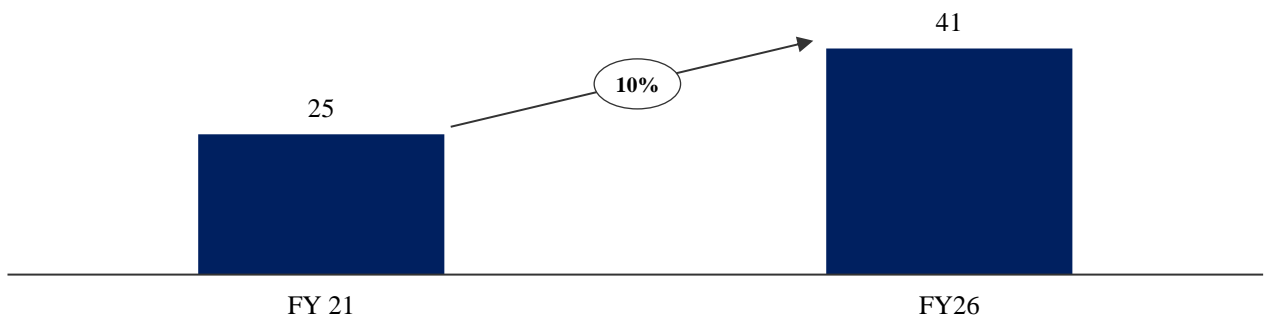
### Gold

The primary reason for investing in Gold is portfolio diversification, it is considered to be an ideal hedge against the potential volatility of equity investments as well as inflation. Today, investors have various options to invest in gold – can be bought physically or digitally or one can invest in Gold ETFs, mutual fund and gold bonds. Digital gold is a convenient and cost-effective way of purchasing gold online in small fractions. Gold can be purchased and sold online with 99.9% purity at the prevailing market price.

Yearly investment in gold expected to increase from US\$ 25 billion in FY 2021 to US\$ 41 billion by FY 2026.

### Yearly Gold Investment

US\$ billion



## OUR BUSINESS

*Unless otherwise indicated, the industry-related information contained in this Prospectus is derived from the RedSeer Report, which has been commissioned and paid for by our Company for the purposes of confirming our understanding of the industry, exclusively in connection with the Offer. We officially engaged RedSeer for purposes of commissioning the report for the Offer on July 14, 2021. Unless otherwise indicated, all financial, operational, industry and other related information derived from the RedSeer Report and included herein with respect to any particular year, refers to such information for the relevant year.*

### Our Mission

Our mission is to bring half a billion Indians into the mainstream economy.

We believe that access to technology and financial services can give power to citizens to improve their lives, help merchants grow their businesses, and impact our communities in positive ways. We offer our consumers and merchants, technology-led, easy-to-use digital products and services as well as easy and inclusive access to financial services.

### Who We Are

We are India's leading digital ecosystem for consumers and merchants as we have built the largest payments platform in India based on the number of consumers, number of merchants, number of transactions<sup>7</sup> and revenue as of March 31, 2021 according to RedSeer. We offered payment services, commerce and cloud services, and financial services to 337 million registered consumers and over 21.8 million registered merchants, as of June 30, 2021. Our two-sided (consumer and merchant) ecosystem enables commerce, and provides access to financial services through our financial institution partners, by leveraging technology to improve the lives of our consumers and help our merchants grow their businesses. In FY 2019, FY 2020 and FY 2021, and in the three months ended June 30, 2020 and 2021, revenue from our payment and financial services accounted for ₹16,955 million, ₹19,068 million, ₹21,092 million, ₹4,298 million and ₹6,894 million, respectively, i.e., 52.5%, 58.1%, 75.3%, 78.0% and 77.4%, respectively, of our revenue from operations.

We launched Paytm in 2009, as a "mobile-first" digital payments platform to enable cashless payments for Indians, giving them the power to make payments from their mobile phones. Starting with bill payments and mobile top-ups as the first use cases<sup>5</sup>, and Paytm Wallet as the first Paytm Payment Instrument, we have built the largest payments platform in India based on the number of consumers, number of merchants, number of transactions<sup>6</sup> and revenue as of March 31, 2021 according to RedSeer. We have also been able to leverage our core payments platform to build an ecosystem with innovative offerings in commerce and cloud, and financial services. Paytm is available across the country with "Paytm karo" (i.e. "use Paytm") evolving into a verb for hundreds of millions of Indian consumers, shopkeepers, merchants and small businesses, according to RedSeer. As per the Kantar BrandZ India 2020 Report, the "Paytm" brand is India's most valuable payments brand, with a brand value of US\$ 6.3 billion, and Paytm remains the easiest way to transact across multiple methods.

The Paytm app is a payments-led super-app<sup>7</sup>, through which we offer our consumers innovative and intuitive digital products and services. We offer our consumers a wide selection of payment options on the Paytm app, which include (i) Paytm Payment Instruments, which allow them to use digital wallets, sub-wallets, bank accounts, buy-now-pay-later and wealth management accounts and (ii) major third-party instruments, such as debit and credit cards and net banking. On our app, we enable our consumers to transact at in-store merchants, pay their bills, make mobile top-ups, transfer money digitally, create and manage their Paytm Payment Instruments, check linked account balances, service city challans and municipal payments, buy travel and entertainment tickets, play games online, access digital banking services, borrow money, buy insurance, make investments and more.

We help our merchants grow their business by giving them solutions that allow them to accept payments, acquire and retain consumers, improve their business operations and access financial services. Merchants can use in-store

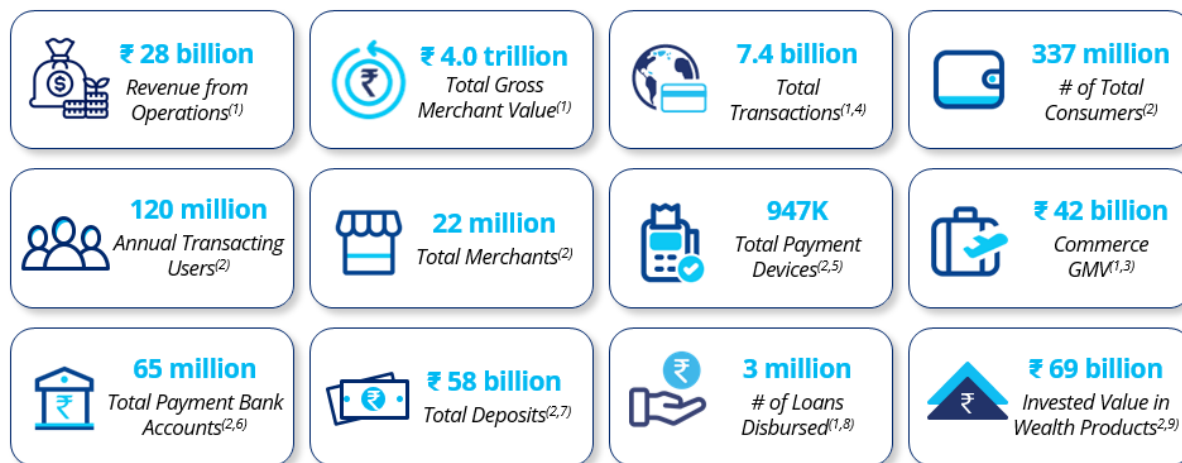
---

<sup>5</sup> use cases includes (i) mobile top-up, (ii) utility bill payment, (iii) pay at an online merchant, (iv) pay at an in-store merchant, (v) commerce, (vi) financial services, and (vii) person to person transfers.

<sup>6</sup> Refers to transactions between consumers and merchants completed on our platforms.

<sup>7</sup> A super-app is defined as a mobile app with a wide number of payments, commerce, daily-life and financial services use-cases, as per RedSeer.

and online payment solutions to accept payments through Paytm Payment Instruments as well as major third-party payment methods. To help them acquire and retain customers, and create demand, we offer them services like selling tickets to customers, advertising, mini-app listings, channel and loyalty solutions. In addition to helping our merchant ecosystem facilitate more commerce, we also provide software and cloud services that allow large, medium and small merchants to improve their business operations and access important financial tools such as banking, wealth and credit facilities.



(1) For FY 2021.

(2) As of June 30, 2021.

(3) Commerce GMV for the year FY 2020 was ₹142 billion and for the three months ended June 30, 2021 was ₹9 billion.

(4) Includes transactions made to merchants on our ecosystem and consumer-to-consumer payments such as money transfers.

(5) Includes POS and Soundbox.

(6) Includes Paytm Payments Bank's savings and current accounts.

(7) Includes Paytm Payments Bank's savings and current account balance, fixed deposit (through financial institution partners) and wallet balance.

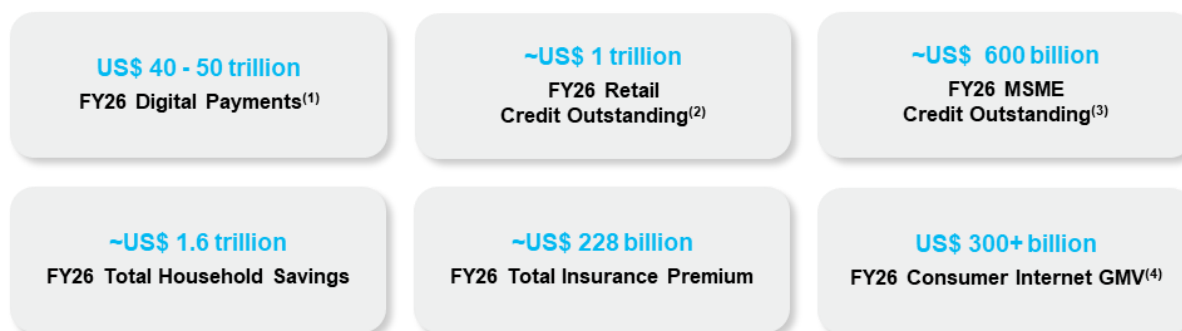
(8) Includes personal loans, merchant lending and postpaid offered through Paytm Payments Bank's financial institution partners.

(9) Includes value of investments in mutual fund units, stock broking portfolio and gold balance.

### Trends Favouring Us

India is a country of hundreds of millions of young and aspiring consumers who are underserved in payments and financial services products. There are millions of small businesses in India that would benefit from having increased access to affordable software, technology and financial services. We believe these consumers and small businesses can be served through technology-led, digital-first commerce.

As illustrated below, we have a large addressable market in India. The market segments that we serve have large growth potential, due to significant under-penetration, and the ability of technology to grow the market.



(1) Includes electronic clearing service, pre-paid payment instruments, card payments, National Automated Clearing House, Immediate Payment Service, UPI, National Electronic Fund Transfer (“NEFT”) and real time gross settlement (“RGTS”).

(2) Includes loans outstanding towards consumer durables, credit card, education, other personal loans and secured loans (advances against fixed deposit, advances to individuals against share, bonds, among others, and vehicle loans). This excludes housing loans.

(3) For formal and informal sectors.

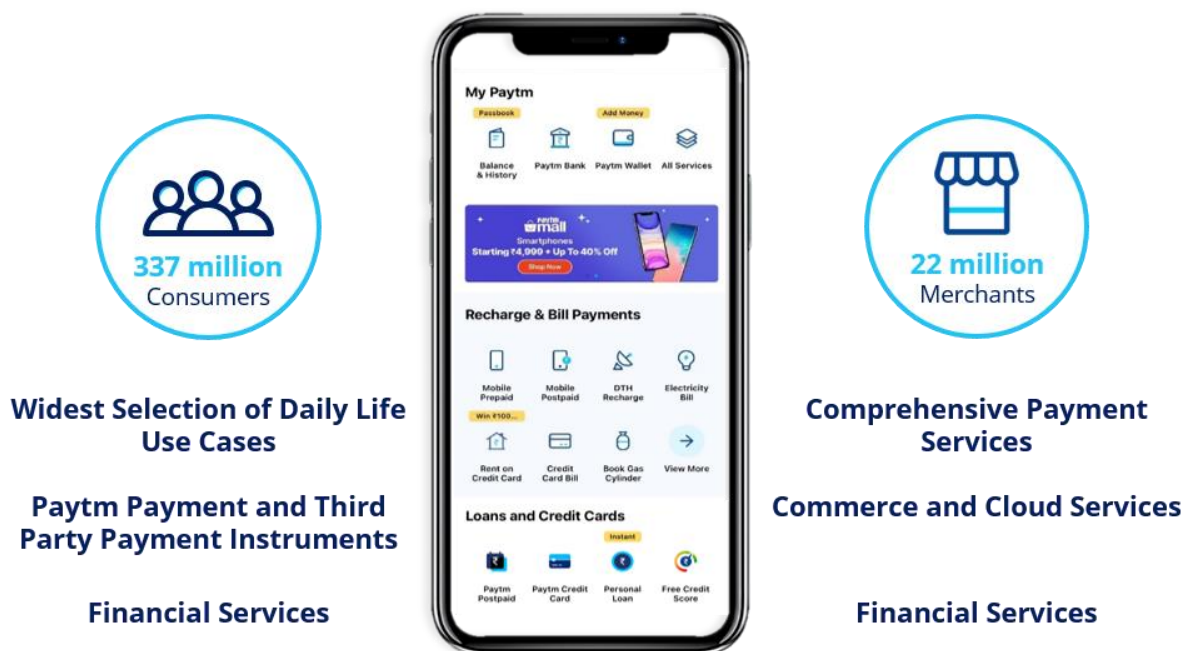
(4) Digital Consumer includes online retail of mobile, electronics, fashion, grocery (e-tailing) and other sectors like Food Tech, Fintech (excluding payments), eHealth, stay, mobility, EdTech, classifieds, recharges and bill payments, among others; Fintech (includes lending, insurance, and wealth management. It excludes Digital payments such as wallets, UPI and other digital transactions.

- Strong macro tailwinds:** Despite the impact due to COVID-19 pandemic on global economies, India continues to be the fastest growing major economy globally and is expected to grow at a CAGR of 9% over next five years to become a US\$4.2 trillion economy by 2025, according to RedSeer. The key aspects of economic growth in India are (i) rising consumption, (ii) favourable demographics with large working population, and (iii) growing urbanization.
- Increasing pace of digitization:** With increasing smartphone penetration and internet usage, and the proliferation of digital products and services for consumers, India’s digital ecosystem is at an inflection point. According to RedSeer, India’s active internet users are expected to increase from 400-450 million in FY 2021 to approximately 900 million in FY 2026 and the number of smartphone users are expected to increase from 500-550 million in FY 2021 to 800-850 million in FY 2025. It is expected that these users will want to transact online for bill payments, shopping, entertainment and other needs. Technology adoption across consumer internet sectors has been accelerating and has gained even more prominence in the post COVID-19 pandemic world. Overall digital commerce (including e-commerce, e-recharges and bill payments) in India is expected to grow over 3.3 times in the next five years to more than US\$300 billion in FY 2026 from approximately US\$90 billion in FY 2021, according to RedSeer.
- Digital payments in India evolving rapidly:** We believe that India’s payment landscape has transformed over the last decade driven by the emergence of mobile payments, the government’s vision to transform India into a cashless society, the creation of innovative and robust payment infrastructure, high consumer and merchant acceptance and regulatory support. Due to the growth of digital commerce and services, combined with increasing user habit of transacting using their mobile phones for in-store payments and for money-transfer, digital payment is gaining scale and is growing rapidly. As a result of these factors, unique online transacting users, transacting for services such as online banking, mobile top-ups, in-store payments etc. are expected to grow from 250-300 million in FY 2021 to 700-750 million by FY 2026.
- Underpenetration and rising digitization of financial services:** The Indian financial services market continues to be significantly underpenetrated. For example, for FY 2019, as per RedSeer, household debt as a percentage of gross domestic product in India is only 11% versus 75% and 56% in the United States and China, respectively; credit card per capita in India is approximately 0.04 compared to 3.28 in US and 0.53 in China; 3% of the Indian population invest in stock market versus 55% and 13% in the United States and China, respectively; insurance premium as % of GDP is at 3.8% compared to the global average of 7.2%. Across all these traditional financial services products, India has growth opportunity aided by technology and rising digitization to increase access and reach. By FY 2026, as per RedSeer,



retail lending is expected to be a US\$1 trillion market, MSME lending is expected to be US\$600 billion market, insurance is expected to be US\$228 billion market.

- Regulatory initiatives driving digitization of payments and financial services:** The Government of India and regulators like the Reserve Bank of India (“**RBI**”), Securities and Exchange Board of India (“**SEBI**”) and the Insurance Regulatory and Development Authority of India (“**IRDAI**”) have acted as enablers of “Digital India” through continual reforms and encouraging innovation in the marketplace. For example, the Government of India’s introduction of unique ID (AADHAR) and linking it with the Indian Income Tax ID (Permanent Account Number) has made Video-KYC feasible and has digitized on-boarding. Additionally, RBI’s introduction of payments bank licensing regime, wallet licensing regime, AADHAR universal identity and creation of UPI has contributed to digitization of payments.



Numbers in the image above are as of June 30, 2021

Our ecosystem served 337 million registered consumers and 21.8 million registered merchants as of June 30, 2021. Our payments platform is at the core of our ecosystem. Making payments (bill payments, in-store or money transfer) is, in most cases, the first use case for a consumer on Paytm. Leveraging the large scale, reach, and deep and high frequency engagement by consumers and merchants on our payments platform, we have been able to add new payments offerings, as well as expand into commerce and cloud services and financial services. Each of our offerings increases the scope of our ecosystem for consumers and merchants, enhancing the value of our ecosystem.

### **How consumers benefit on our ecosystem**

We offer products and services that improve the lives of our consumers.

- Paytm Super-app to access a wide selection of daily life use cases:** Our consumers can use the Paytm Super-app to conveniently manage multiple aspects of their daily lives, such as utility bill payments, mobile top-ups, money transfer, online and in-store payments, buy entertainment and travel tickets, play online games, access mini-apps across content, food delivery, e-commerce and ride hailing, and do other things.
- Usage of Paytm Payment Instruments:** In collaboration with partners, we offer Paytm Payment Instruments to our consumers, such as Paytm Wallet, Paytm Postpaid, Paytm Debit Card, Paytm Credit Card, and others, which meet consumer needs such as convenience, trust and transaction credit. These

instruments can be used on online and mobile platforms, including on the Paytm app, as well as for in-store transactions, and are deeply integrated with our ecosystem.

- **Access to financial services through our partners:** In partnership with financial institution partners, we provide our consumer and merchants, including unserved or underserved Indians with access to digital, customized financial products, such as deposits, wealth, lending and insurance on the Paytm app. We have also made their experience of buying and using financial services and products instant, seamless, convenient and completely digital.

The following image reflects GMV by consumers acquired in a particular fiscal year and transacting in three or more use cases in the same or subsequent years. For example, of the consumers acquired in FY 2017, the GMV by consumers transacting for three or more use cases in any year increased by 6.8x by FY 2020, with FY 2021 being impacted by the COVID-19 pandemic.

### GMV by Cohort<sup>(1)</sup>

	Transaction Year				
	FY17	FY18	FY19	FY20	FY21
FY17	1.0x	2.8x	4.9x	6.8x	6.8x
FY18		1.0x	2.9x	3.7x	3.5x
FY19			1.0x	1.8x	1.9x
FY20				1.0x	1.9x
FY21					1.0x

(1) GMV of users acquired in a particular financial year and transacting in three or more use cases in same or subsequent financial years.

### How merchants benefit on our ecosystem

We strive to help our merchants grow their business by giving them access to technology, payment solutions and financial services.

- **Comprehensive payments solutions:** Our payments platform gives merchants the ability to accept payments, online and on mobile platforms, and in-store, from a wide selection of Paytm Payment Instruments and all major third-party instruments. Our new age in-store payment systems offer an opportunity for merchants to integrate customer loyalty, gift vouchers and buy-now-pay-later solutions. We also help merchants with products for seamless business payments to vendors, employees and customers.
- **Acquisition and retention of customers and demand creation:** We help merchants acquire and retain customers on and off the Paytm app, through our suite of products such as commerce, advertising, mini-app listings, channel and loyalty solutions. These products allow merchants to leverage our large consumer base to: find new customers, retain existing customers, drive conversions and create demand for their products and services through targeted distribution strategies leveraging our rich insights.
- **Access to digital financial services:** For unserved or underserved merchants, we offer them access to deposits, wealth, credit and insurance products to improve and grow their businesses, including through our associates and partner financial institutions.

## Our Businesses

We offer products and services across “payment services”, “commerce and cloud services” and “financial services”. Our products and services are carefully developed to address large markets, and in areas where the consumers and merchants are underserved.

### *Payment Services*

We have a full suite of payment services for both consumers and merchants which enables them to make and receive payments in a convenient, seamless and secure manner both online and in-store. According to RedSeer, we are the largest payments platform<sup>8</sup> in India with a GMV of ₹4,033 billion in FY 2021. We have an overall mobile payments transaction volume<sup>9</sup> market share of approximately 40%, and wallet payments transaction market share of 65% – 70% in India as of FY 2021, according to RedSeer.

We have driven innovation in the Indian payments landscape, designing and building products for Indian consumers and merchants, and creating new market segments. We launched a wallet product, Paytm Wallet in 2014, which saw wide-spread acceptance amongst Indians, many of whom were making digital and mobile payments for the first time. We launched QR in 2015, which we upgraded to All-in-One QR in January 2020, which is the only source QR code that gives merchants the power to seamlessly accept payments from Paytm Payment Instruments, third party and all UPI instruments directly into their bank account. In 2020, we launched Paytm Soundbox, an IoT enabled payment acceptance device, providing real time audio confirmation for payment completion. For more details on our payment products and services, see “– *Our Products and Services – Payment Services*” starting on page 185.

Given the comprehensive nature of our payments platform, we believe that we have better ability to monetize the payments business because we are not dependent on one or few payment methods where monetization potential is low or zero. Some of the payment instruments like credit cards and payment methods like in-store devices have a much higher monetization potential than the more widely used payment forms. The graphic below illustrates our payments products and services for consumers (Paytm Payment Instruments) and for merchants (“**Merchant Acquiring**”).

---

<sup>8</sup> In terms of the number of transactions between consumers and merchants

<sup>9</sup> Based on consumer to merchant payments completed on our platforms, and excluding money transfers.



(1) NCMC refers to National Common Mobility Card

(2) Numbers in the image above are as of June 30, 2021.

Using our extensive payment offerings, consumers can make online bill payments, mobile top-ups and money transfers using the Paytm app, make online payments on third party apps and in-store payments through QR codes and devices. Consumers can use a wide selection of instruments, both third party and Paytm Payment Instruments. We believe that we offer a differentiated value proposition and experience for our consumers because of a wide selection of use cases, multiple payments instruments, and a large number of merchant end points.

The graphic below shows select payment offerings available to our consumers:

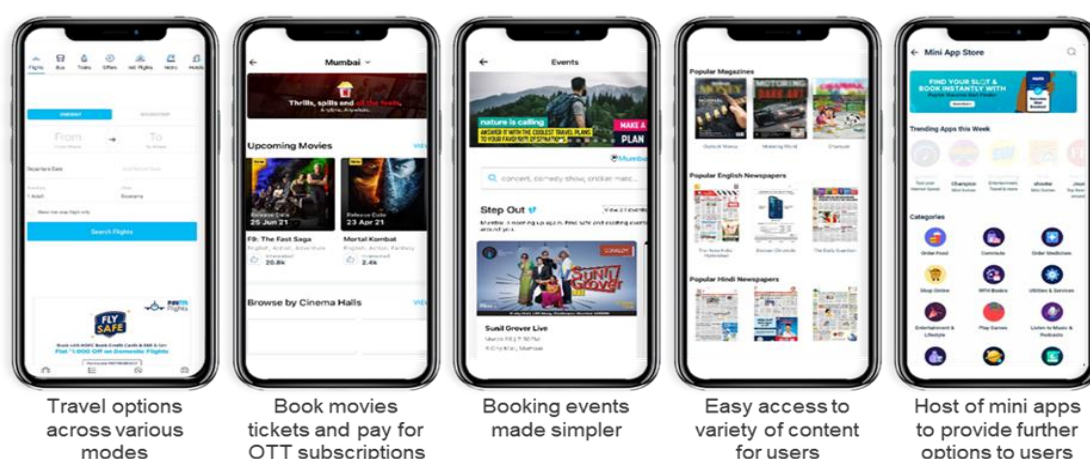
- Bill Payments – Multiple options for users to pay all of their bills on a single app**
- Add money and money transfer**
- Paytm Wallet linked with 3<sup>rd</sup> party apps for easy payments**
- Contactless payments and money transfers**
- Money Transfers – Syncing of contacts and chat options**

Merchants, large or small, organized or unorganized, in metros or small towns, can access our full suite of payment products and services (i) in-store, using our Paytm QR code, Soundbox or POS devices; and (ii) online, using the Paytm all-in-one payment gateway infrastructure or through Paytm Wallet. Our services power merchants to accept payments through our Paytm Payment Instruments or major third-party instruments.

We also offer our merchants, Business Payments, a single platform solution to help manage their cash flows and their payables including (i) vendor payments, such as rent payments, invoices, and utility bill payments, (ii) customer cashbacks, refunds, and channel partner incentives, and (iii) employee salaries, reimbursements and tax benefits.

### ***Commerce and Cloud Services***

Our commerce and cloud services offerings provides a lifestyle destination for consumers to avail lifestyle commerce services such as ticketing, travel, entertainment, gaming, food delivery, ride hailing and more. Easy access to such services within the Paytm App environment, through our native offerings or through our mini-apps partners, plays a critical role in user engagement and retention, and enhances our brand.



Through our wide suite of commerce and cloud service offerings, merchants can connect with consumers to increase demand for their products and services, and improve their business operations. We help our merchants conduct targeted outreach to our consumers to offer services such as ticketing (for entertainment and travel), commerce, deals, loyalty services, mini apps and advertising. We also provide our merchants software and cloud services for various aspects of their business, such as billing, ledger, vendor management, customer promotions, catalogue and inventory management. Our feature-rich Paytm for Business app provides merchants a comprehensive set of business management tools, including real time bank settlement and analytics, reconciliation services, banking services, access to financial services, and business growth insight tools to measure their business performance. We also provide software and cloud services to enterprises, telecom companies, and digital and fintech platforms to track and enhance customer engagement, build payment systems, and unlock customer insights

In FY 2020, we processed a total Commerce GMV of ₹142.2 billion, and in aggregate generated over ₹11 billion of revenues (in FY 2021 and in the first quarter of FY 2022, we processed a total Commerce GMV of ₹42.4 billion and ₹9.0 billion, and in aggregate generated over ₹6.9 billion and ₹2.0 billion of revenue, respectively). For more details on our commerce and cloud services, see “– ***Our Products and Services – Commerce and Cloud Services***” starting on page 193, and “***Management’s Discussion and Analysis of Financial Condition and Results of Operations - Principal Factors Affecting our Financial Condition and Results of Operations***”, starting on page 419.

### ***Financial Services***

Financial Services is our set of innovative financial inclusion offerings including mobile banking, lending, insurance, and wealth management for consumers and merchants. Our reach, size and scale of payment services places us at the center of payments flows between consumers and merchants. This affords us opportunities to

distribute and/or develop financial products that can be the source of payments (such as deposits or lending) and destination of payments (such as wealth management). Since most of our financial services businesses were launched recently between 2019 and 2021, financial services contributed a relatively small percentage of our revenue.

The following points provide a snapshot of our financial services offerings.

- *Mobile Banking Services:* We provide mobile banking services through Paytm Payments Bank, in which we own 49% equity interest. While Mr. Vijay Shekhar Sharma is a promoter of Paytm Payments Bank, our Company is not categorised as one of its promoters. It offers a comprehensive suite of digital banking products for individuals, small and medium enterprises, and large corporates including current account, savings account, salary accounts, fixed deposits (through Paytm Payments Bank's), and debit cards. Some of the Paytm Payment Instruments are offered with Paytm Payments Bank. As of June 30, 2021, Paytm Payments Bank had 65.4 million savings accounts. For the quarter ended March 31, 2021, Paytm Payments Bank was the largest UPI beneficiary bank with a market share of 17.1% in transaction volume, according to RedSeer.<sup>10</sup> In April 2021, according to RedSeer and National Payments Corporation of India ("NPCI"), Paytm Payments Bank had the lowest technical decline rate of 0.01% as a remitter bank while other banks had a weighted average of 1.06%. Whereas, as a beneficiary bank, Paytm Payments Bank had the lowest technical decline rate of 0.01% while others bank had a weighted average of 0.35%.<sup>11</sup>
- *Lending:* We operate a technology platform with capabilities across the entire loan cycle including origination, developing credit risk models, loan management and collection to provide a seamless credit access to our consumers and merchants through our financial institution partners. We work with financial institution partners in improving their distribution, underwriting and collections, and aim to drive the increase of credit in India. By leveraging Paytm platform's digital reach, democratizing credit is a significant opportunity for Paytm, to service the underserved and unserved. Paytm has the largest payments merchant and consumer base in India, according to RedSeer, which lets us leverage the power of both the consumer and merchant side on the payment network, and which we believe will be a major driver of our digital lending products. For example, we have launched Paytm Postpaid, our buy-now--pay later product and merchant cash advance, through our financial institution partners. Our financial institution partners have disbursed 1.4 million loans in the fourth quarter of FY 2021 and 1.4 million loans in the first quarter of FY 2022.
- *Insurance and Attachment Products:* In collaboration with our insurance partners, we offer, (i) attachment products such as movie and travel ticket cancellation protections based on user engagement on our platform and as a part of the payments flow, and (ii) our subsidiary, Paytm Insurance Broking Private Limited, a registered insurance broker with IRDAI offers an insurance marketplace with products across auto, life and health insurance, where we also provide policy management and claim services for our customers.
- *Wealth Management:* We provide wealth management services to our consumers through the Paytm app and the Paytm Money App. Our aim is to bring access to wealth management products to a large number of consumers and merchants. Paytm Payments Bank launched fixed deposits on the Paytm app (a product for which Paytm Payments Bank partners with commercial banks). We launched Paytm Gold (which allows consumers to purchase 24-karat pure gold, with quality assurance), in collaboration with a partner. Paytm Money offers mutual funds, equity and futures and options (derivatives) trading through a registered investment advisor ("RIA") license and equity broking license from SEBI.

## Our Flywheels

We believe that our brand, distribution, insights, technology skills, and the scope of our ecosystem give us an advantage to grow our business through, (i) cost-effective acquisition of consumers and merchants; (ii) reinforce our platform by building higher engagement and stickiness with consumers and merchants; and (iii) build high-monetisation products at low cost of acquisition. We refer to these attributes of our business model as "our flywheels". Our ecosystem has multiple, self-reinforcing flywheels, which drive consumer and merchant engagement and growth on our ecosystem.

---

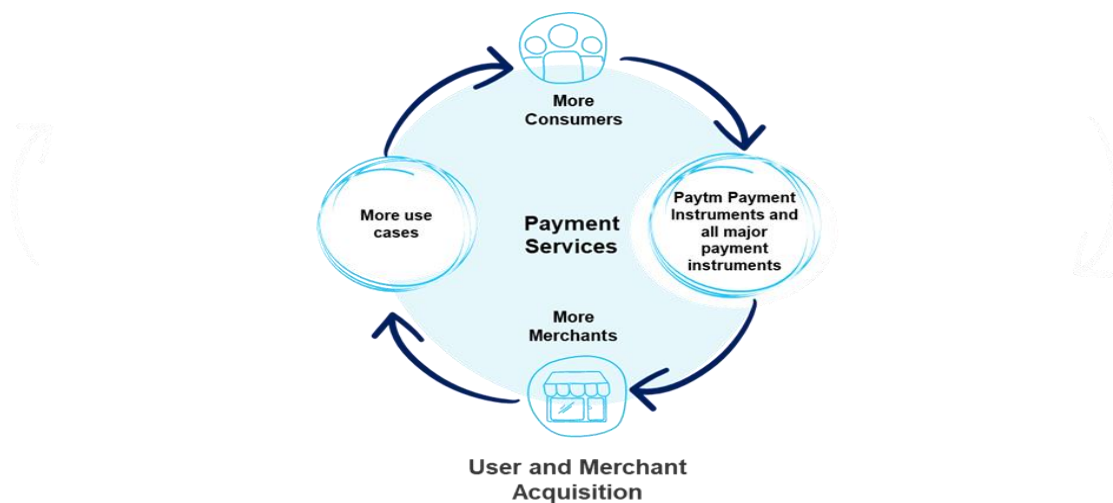
<sup>10</sup> For UPI Top 30 Banks by transaction volume, as reported by NPCI, according to RedSeer.

<sup>11</sup> For UPI Top 30 Banks by transaction volume, as reported by NPCI, according to RedSeer.

For consumers, certain payment categories like money transfer, in-store payments and bill payments are highly relevant high frequency use cases that are efficient and pre-dominant means of consumer acquisition for us. Products such as Paytm Wallet, Paytm Postpaid, savings account and FASTag help build consumer engagement and stickiness and helps us retain consumers. Products such as personal loans, credit cards, which our financial institution partners offer on our app, and insurance allow us to monetize users, at little or no incremental cost of acquisition, and at attractive economics.

Similarly, for merchants, certain payments offerings, such as QR (for in-store) and Payment Gateway (for online) are our primary means to on-board new merchants. Products such as Soundbox and POS devices and Paytm Business Payments, increases their engagement and retention on our ecosystem with attractive monetisation characteristics in many cases. Products such as merchant lending, which our financial institution partners offer on our app, advertising and cloud, offered through our ecosystem, allow us to monetize our merchants, at little or no incremental cost of acquisition, and at attractive economics.

**Payment services**



We believe that payment services have attractive characteristics for consumer acquisition and retention, given the low cost of acquisition especially for certain categories such as bill payments, mobile top-ups, in-store payments and money transfers, and high engagement due to payments behaviour being high in frequency and repeat usage.

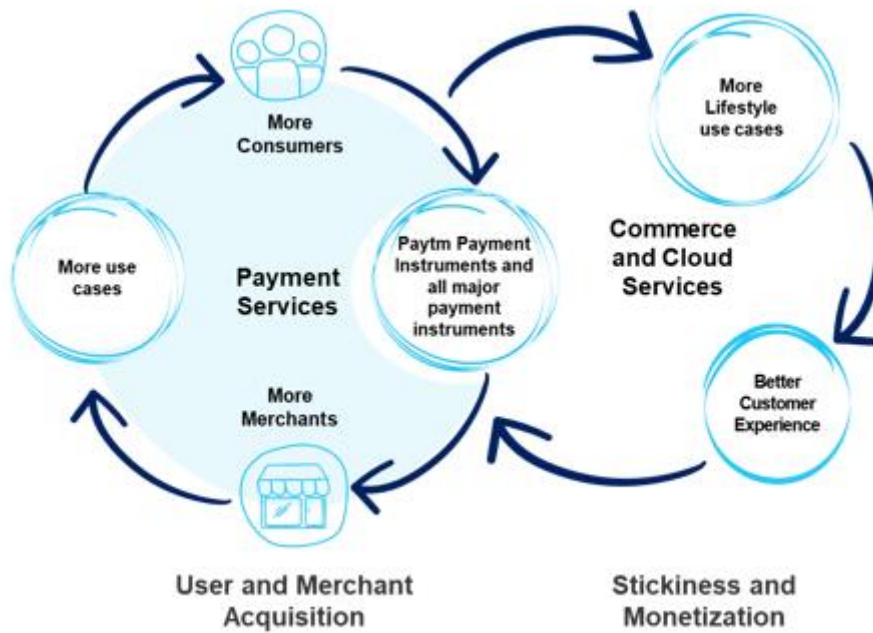
In addition, we believe that our ability to offer more payment use cases and Paytm Payment Instruments attracts more consumers to Paytm. Our consumers typically adopt Paytm Payment Instruments to meet their needs such as convenience, trust and transaction credit, in addition to having the ability to use major third-party instruments.

The larger the number of users who have the Paytm App and use Paytm Payment Instruments, the more attractive it is for merchants to start accepting these instruments from their customers. As more merchants accept these instruments, the consumers see that their Paytm Payment Instruments have wide acceptance, making it more attractive for consumers to use Paytm.

In addition to this flywheel, merchants start using Paytm for non-Paytm Payment Instruments such as third-party credit cards, debit cards, net-banking, creating additional monetisation opportunities for Paytm. This further increases merchant engagement and scale of relationship with Paytm.

**Commerce and cloud services**

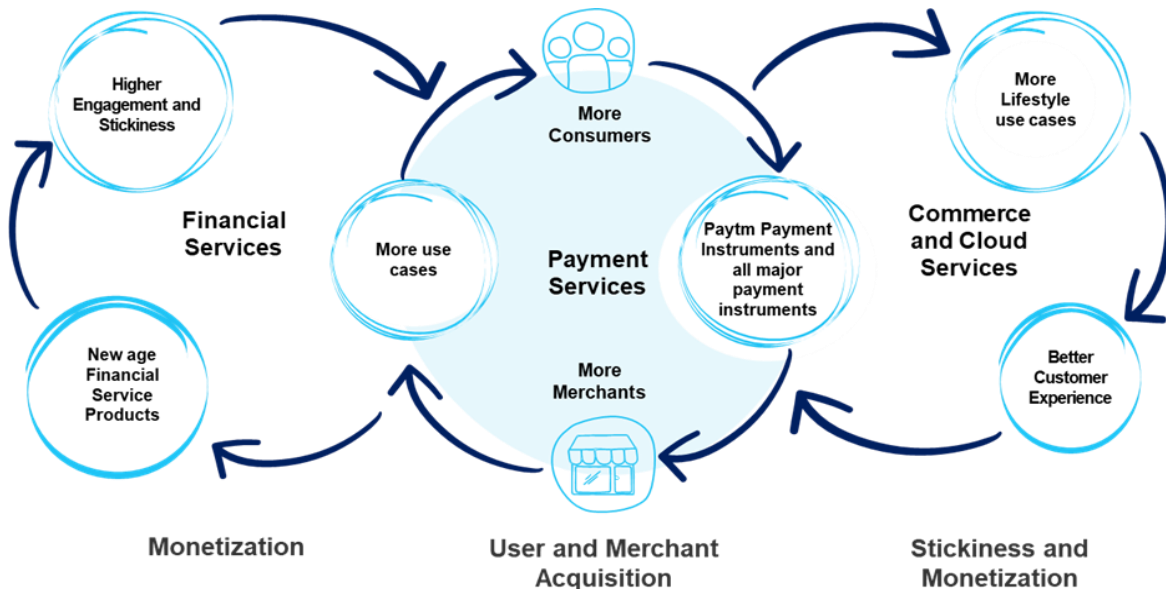
*[This space has intentionally been left blank]*



For merchants, we provide consumer-facing offerings such as ticketing, mini-apps and advertising, that allow merchants to offer their products and services to relevant customers. These services on the Paytm app allow customers to use the app to access a wider range of lifestyle use cases, which reinforce our payments business.

As a result, our cloud and commerce businesses help us increase consumer and merchant engagement. Further, these businesses also have attractive monetisation characteristics and produce attractive incremental contribution margins. Through our commerce and cloud services, we are also able to understand our customers and merchants better, which helps us develop and show more relevant products to customers.

**Financial services**



For consumers, we offer various financial services products, including through our associates and financial partners, that help us reinforce engagement and build monetisation. For example, consumers can use Paytm Postpaid, which is a buy-now-pay-later product offered in collaboration with our financial partners, for their daily payment needs, including bill payments and commerce, and equity broking through our wealth management



offerings. Users can also use fixed deposit on the Paytm app if they don't have enough funds in their Paytm Payments Bank, at the time of check-out. These are a few examples of Paytm Payment Instruments which address consumer preferences and add to our engagement and stickiness.

Similarly, for merchants, due to our payment services relationships with them, we are able to use the Paytm for Business App and our insights of the merchants' payment flow to offer them an ability seamlessly take a loan from our financial institution partners. This capability makes it more attractive for merchants to use our platforms for all their payments and financial service needs.

Most of our financial services products have attractive monetisation characteristics due to high gross margins and low customer acquisition costs.

## Our Key Financial and Operational Performance Indicators

The following table provides a snapshot of our key financial and operational performance indicators.

Metric	As of and for FY ended			Three months ended		
	March 31,			June 30,		
	2019	2020	2021	2020	2021	
GMV	₹ billion	2,292	3,032	4,033	697	1,469
GMV growth	%	95.9%	32.3%	33.0%	3.4%	110.6%
Number of loans disbursed	in thousands	5	75	2,635	23	1,433
Revenue from operations	₹ million	32,320	32,808	28,024	5,512	8,908
- Payment and financial services	₹ million	16,955	19,068	21,092	4,298	6,894
- Commerce and cloud services	₹ million	15,365	11,188	6,932	1,214	2,014
- Other operating revenue <sup>(5)</sup>	₹ million	-	2,552	-	-	-
Contribution profit <sup>(2)</sup>	₹ million	(19,980)	(2,378)	3,625	820	2,445
Contribution margin <sup>(2)</sup>	%	(61.8)%	(7.2)%	12.9%	14.9%	27.4%
Adjusted EBITDA <sup>(3)(4)</sup>	₹ million	(42,115)	(24,683)	(16,548)	(3,211)	(3,319)
Adjusted EBITDA Margin <sup>(3)(4)</sup>	%	(130.3)%	(75.2)%	(59.0)%	(58.3)%	(37.3)%

(1) We define GMV as the rupee value of total payments made to merchants through transactions on our app, through Paytm Payment Instruments or through our payment solutions, over a period. It excludes any consumer-to-consumer payment service such as money transfers.

(2) Contribution profit is a non-GAAP financial measure. We define Contribution profit as revenue from operations less payment processing charges, promotional cashback and incentives expenses, connectivity and content fees, contest, ticketing and FASTag expenses and logistic, deployment & collection cost of our businesses. Contribution margin is the percentage margin derived by dividing contribution profit by revenue from operations. We define Contribution margin as the percentage margin derived by dividing contribution profit by revenue from operations. For a reconciliation of contribution and contribution to the nearest Ind AS measure, please see "*Management's Discussion and Analysis of our Results of Operations – Factors affecting our results of operations - Contribution Profit and Contribution Margin*" on page 423.

(3) EBITDA is a Non-GAAP financial measure. We define EBITDA as our restated loss for the year / period, before depreciation and amortization expense, Income tax expense, finance costs, other income, restated loss for the year / period from discontinued operation, exceptional items and share of restated profit/(loss) of associates/joint ventures.

(4) Adjusted EBITDA is a Non-GAAP financial measure. We define Adjusted EBITDA as our restated loss for the year / period, before depreciation and amortization expense, income tax expense, share based payment expense, finance costs, other income, restated loss for the year / period from discontinued operations, exceptional items and share of restated profit/(loss) of associates/joint ventures. We define Adjusted EBITDA margin as the percentage margin derived by dividing Adjusted EBITDA by revenue from operations. For a reconciliation of contribution and contribution to the nearest Ind AS measure, please see "*Management's Discussion and Analysis of our Results of Operations – Non-GAAP Financial Measures – Adjusted EBITDA and Adjusted EBITDA Margin*" on page 425.

(5) Other Operating Revenue comprises recovery of one-time marketing expenses from one of our merchants.

The following table provides a revenue breakdown by service for FY 2019, 2020, 2021, and for the three months ended June 30, 2020 and 2021:

	FY			Three months ended June 30,	
	2019	2020	2021	2020	2021
<b>Payments and Financial Services</b>			(₹ million)		
Payments Services to Consumers <sup>(2)</sup>	10,851	10,120	9,692	2,085	3,005
Payments Services to Merchants <sup>(3)</sup>	4,860	7,658	10,116	1,979	3,340
Others (including Financial Services) <sup>(4)</sup>	1,244	1,290	1,284	234	549
<b>Total Payments and Financial Services (A)</b>	<b>16,955</b>	<b>19,068</b>	<b>21,092</b>	<b>4,298</b>	<b>6,894</b>
<b>Commerce and Cloud</b>					
Commerce <sup>(5)</sup>	11,915	7,109	2,452	266	517
Cloud <sup>(6)</sup>	3,450	4,079	4,480	948	1,497
<b>Total Commerce and Cloud (B)</b>	<b>15,365</b>	<b>11,188</b>	<b>6,932</b>	<b>1,214</b>	<b>2,014</b>
<b>Other Operating revenue <sup>(7)</sup> (C)</b>	<b>-</b>	<b>2,552</b>	<b>-</b>	<b>-</b>	<b>-</b>
<b>Total Revenue (A+ B + C)</b>	<b>32,320</b>	<b>32,808</b>	<b>28,024</b>	<b>5,512</b>	<b>8,908</b>

- (1) The payment and financial service offerings are reported as a combined service offering in its financial statements as there are multiple use cases which show revenue synergies between these two businesses. During FY 2021, we reassessed the basis of segment reporting. This reassessment has been necessitated by the change in business strategy over the period, increased interdependency between various service lines, increased fungibility of resources/common cost, change in the way Chief Operating Decision Maker “CODM” review our performance etc. Earlier, we disclosed four reportable segments that were Payment, Commerce, Cloud and others. In line with the above shift in business strategy and the consequent change in the way the CODM reviews our performance, management has aligned segment disclosure to the above change. Further, it was concluded that though there are different business units/entities, including Payment and Financial services, Commerce and cloud services, information reviewed by the CODM is at the revenue level and we do not allocate operating costs and expenses, assets and liabilities across business units, as the CODM does not use such information to allocate resources or evaluate the performance of the business units. Please see “*Risk Factors – Company recently updated its reportable segments*” for risks associated with our reportable segments.
- (2) Payments Services to Consumer include revenue from Bill payments which includes services such as top up of balances of prepaid mobile, DTH, Paytm Wallet, among others, on the Paytm app and payments for utility bills including electricity, cooking gas, water, mobile and broadband, credit card, rent and educational fees on the Paytm app:
  - OCL doesn’t have any revenue from providing Money transfer to consumers or in-store payments to Consumers. Revenue from merchants for in-store payments is covered under Payments Services to Merchants
  - Revenue from Paytm Payments instruments is classified under Payments Services to Consumer, Payments Services to Merchants or Financial Services depending on the use case the Paytm Payments instrument is used for.
- (3) Payments Services to Merchants include revenue from Payment Gateway Services, All-in-One QR Code, All-in-One POS Devices, Paytm Soundbox and Soundbox 2.0, Paytm Business Payments
  - In-store payments include payments using All-in-One QR Code, All-in-One POS Devices, Paytm Soundbox and Soundbox 2.0
  - Paytm for Business app doesn’t have any direct revenue and enables merchants to access payments services, commerce and cloud services and financial services
- (4) Other Payments and Financial services include revenue from Consumer Lending, including Paytm Postpaid, Personal Loans and Credit Cards, Merchant Lending through our financial institution partners, Insurance and Attachment Products, Wealth, including Mutual Funds, Equity Trading and Gold and other services to payments and financial services merchants, including to Paytm Payments Bank Limited (including Paytm FASTag)
- (5) Commerce includes revenue from Travel ticketing, Entertainment Ticketing, Paytm First Subscription and services provided to gaming, including Paytm First Games, and commerce merchants (including Paytm E-commerce Pvt Limited)
- (6) Cloud includes revenue from Advertising, Android Mini-app platform for developers, Small and Medium Enterprise Cloud, Enterprise Cloud and Paytm AI Cloud
- (7) Other Operating revenue includes Recovery of marketing expense.

The following table highlights the revenue earned from each of our associates (including Paytm Payments Bank) and joint-ventures, which are not consolidated line-by-line in our restated consolidated financial information for FY 2019, 2020 and 2021, and for the three months ended June 30, 2020 and 2021. For more details, see “*Restated Financial Statements – Annexure V – Note 26 – Related Party Transactions*” on page 350.

Name of Entity	Relation	% equity interest as on June 30, 2021	Accounting Method	Revenue earned from such entity					% of revenue from operations of the Group				
				FY			Three months ended June 30,		FY			Three months ended June 30,	
				2019	2020	2021	2020	2021	2019	2020	2021	2020	2021
				(₹ million)					(%)				
Paytm Payments Bank Limited	Associate	49%	Equity Method	9,277	8,752	8,634	1,559	1,305 <sup>5</sup>	28.7%	26.7%	30.8%	28.3%	14.6%
Paytm First Games Private Limited	Joint Venture#	55%	Equity Method	14	88	204	9	66	0.0%	0.3%	0.7%	0.2%	0.7%
Infinity Transoft Solution Private Limited	Associate	26.57%	Equity Method	-	15	4	*	1	-	0.0%	0.0%	0.0%	0.0%
Eatgood Technologies Private Limited	Associate	22.20%	Equity Method	-	5	*	-	*	-	0.0%	0.0%	-	0.0%
Socomo Technologies Private Limited	Associate	11.32%	Equity Method	*	-	-	-	-	0.0%	-	-	-	-
				<b>9,291</b>	<b>8,860</b>	<b>8,842</b>	<b>1,568</b>	<b>1,372</b>	<b>28.7</b>	<b>27.0</b>	<b>31.5</b>	<b>27.0%</b>	<b>28.7%</b>

# Paytm First Games Private Limited has been identified as a joint venture of our Company in the Restated Financial Statements, in accordance with the applicable accounting standards. However, pursuant to the definition of “subsidiaries” under the Companies Act, Paytm First Games Private Limited has been identified as a Subsidiary of our Company, as our Company controls more than one-half of the total voting power of Paytm First Games Private Limited.

\* Amount below rounding off norms adopted by us.

\$ From April 1, 2021, our Company started levying a convenience fee to consumers for adding money to the Paytm Wallet through certain payment instruments, particularly credit cards. Accordingly, payment processing charges levied by our Company to Paytm Payments Bank were reduced for these transactions.

The Following table highlights the revenue earned by each of our subsidiaries consolidated in our restated consolidated financial information for FY 2019, 2020 and 2021, and for the three months ended June 30, 2020 and 2021.

Entity	Relation	Ownership interest as on June 30, 2021	Net Revenue <sup>(1)</sup>					% of Consolidated Revenue					
			FY			Three months ended June 30,		FY			Three months ended June 30,		
			2019	2020	2021	2020	2021	2019	2020	2021	2020	2021	
			(₹ million)					(%)					
One97 Communications Singapore Private Limited ('OC SPL')	Subsidiary	100.00%	*	5	253	7	16	0.0%	0.0%	0.9%	0.1%	0.2%	
One97 Communications Bangladesh Private Limited	Step-down Subsidiary	70.00%	14	30	58	12	7	0.0%	0.1%	0.2%	0.2%	0.1%	
One97 Uganda Limited	Step-down Subsidiary	100.00%	1	-	-	-	-	0.0%	-	-	-	-	
One97 Benin SA	Step-down Subsidiary	100.00%	1	*	1	*	1	0.0%	0.0%	0.0%	0.0%	0.0%	
One97 Ivory Coast SA	Step-down Subsidiary	100.00%	-	2	-	-	-	-	0.0%	-	-	-	-
One97 Communications Tanzania Private Limited	Step-down Subsidiary	100.00%	26	38	23	6	11	0.1%	0.1%	0.1%	0.1%	0.1%	
One97 Communications Rwanda Private Limited	Step-down Subsidiary	100.00%	*	-	-	-	-	0.0%	-	-	-	-	
One97 Communications Malaysia Sdn. Bdn	Step-down Subsidiary	100.00%	90	248	250	66	43	0.3%	0.8%	0.9%	1.2%	0.5%	
One Nine Seven Communication Nepal Private Limited (w.e.f. November 20, 2018)	Step-down Subsidiary	100.00%	-	61	32	9	13	-	0.2%	0.1%	0.2%	0.1%	
One Nine Seven Digital Solutions Ltd	Step-down Subsidiary	100.00%	-	-	-	-	*	-	-	-	-	0.0%	

Entity	Relation	Owners hip interest as on June 30, 2021	Net Revenue <sup>(1)</sup>					% of Consolidated Revenue					
			FY		Three months ended June 30,		FY		Three months ended June 30,				
			2019	2020	2021	2020	2021	2019	2020	2021	2020	2021	
			₹ million					%					
One Nine Seven Communications Saudi Arabia For Communication and Information Technology	Step-down Subsidiary	100.00%	-	-	-	-	*	-	-	-	-	-	0.0%
Paytm Labs Inc.	Step-down Subsidiary	100.00%	859	798	460	70	240	2.7%	2.4%	1.6%	1.3%	2.7%	
One97 Communications Nigeria Limited	Subsidiary	100.00%	56	11	7	1	5	0.2%	0.0%	0.0%	0.0%	0.1%	
One97 Communications FZ-LLC	Subsidiary	100.00%	94	121	154	28	36	0.3%	0.4%	0.5%	0.5%	0.4%	
One97 USA Inc.	Subsidiary	100.00%	-	-	-	-	2	#	-	-	-	0.0%	
One97 Communications India Limited	Subsidiary	100.00%	-	-	6	*	2	-	-	0.0%	0.0%	0.0%	
Paytm Entertainment Limited	Subsidiary	100.00%	-	-	-	1	18	-	-	-	0.0%	0.2%	
Paytm Money Limited	Subsidiary	100.00%	-	-	69	*	77	-	-	0.2%	0.0%	0.9%	
Paytm Insurance Broking Private Limited (w.e.f September 28, 2019)	Subsidiary	100.00%	-	*	35	7	8	-	0.0%	0.1%	0.1%	0.1%	
Mobiquest Mobile Technologies Private Limited	Subsidiary	65.71%	150	159	129	9	17	0.5%	0.5%	0.5%	0.2%	0.2%	
Wasteland Entertainment Private Limited	Subsidiary	100.00%	161	310	86	40	2	0.5%	0.9%	0.3%	0.7%	0.0%	
Urja Money Private Limited ('Urja')	Subsidiary	67.47%	11	7	2	*	1	0.0%	0.0%	0.0%	0.0%	0.0%	
Fincollect Services Private Limited (w.e.f. September 25, 2019)	Step-down Subsidiary	67.47%	-	6	23	5	4	-	0.0%	0.1%	0.1%	0.0%	
Little Internet Private Limited ('Little')	Subsidiary	62.53%	90	15	-	-	-	0.3%	0.0%	-	-	-	
Nearbuy India Private Limited	Step-down Subsidiary	62.53%	319	249	79	7	8	1.0%	0.8%	0.3%	0.1%	0.1%	
Orbgen Technologies Private Limited (w.e.f June 01, 2018)	Subsidiary	100.00%	138	53	11	#	4	0.4%	0.2%	0.0%	#	0.0%	
Paytm Insuretech Private Limited (from June 01, 2018 till June 17, 2020)	Subsidiary	-	-	*	-	-	-	-	0.0%	-	-	-	
Paytm Services Private Limited (w.e.f July 31, 2018)	Subsidiary	100.00%	-	10	46	3	7	-	0.0%	0.2%	0.1%	0.1%	
<b>Total</b>			<b>2,010</b>	<b>2,123</b>	<b>1,724</b>	<b>271</b>	<b>522</b>	<b>6.2%</b>	<b>6.5%</b>	<b>6.2%</b>	<b>4.9%</b>	<b>5.9%</b>	

(1) Net Revenue as Consolidated in the Restated Financial Statements after inter-company eliminations

\* Amount below rounding off norms adopted by the Group

# Less than zero due to accounting adjustments

## Our Values and Culture

We believe that we have a unique opportunity to shape how technology can serve India. We believe that this period is seeing a confluence of scalable technology developments, policy and regulation reforms. India is a land of emerging opportunities, and needs to have scalable and inclusive financial services and technology infrastructure that reaches everyone, as well as serves the needy at optimum cost. Our purpose is to build services and offerings that aim to address the needs of a young India.

Our business is based on simple and daily needs of people, and small and medium enterprises. We need efficient, scalable, and cost effective financial services, and this is possible when a technology company starts to learn the opportunities, products, rules and regulations of the financial world. We believe technology helps us to understand user needs and preferences at a first principle level, so that we build solutions to address them. Our intrinsic skills and intent to build new age mobile and cloud technologies allow us to adopt a bottom up architecture that complies with regulations, in line with customers' needs and makes businesses scalable.

Our ethos and belief of "No Fear, No Greed and No Entitlement", instilled in all our teammates, keeps us sincere. We believe that our energies, if channelled without fear, greed and entitlement, enable us to attempt new business models. Our efforts are to build such technology which in turn can be expanded to other similar customer needs and geographies.

- **Solve big problems using technology:** We believe that technology can be a force for good. Technology has successfully improved accessibility to services and products for a much larger strata of society and successfully brought empowerment to the lowest segments of society. We believe that this is our raison d'être.

- ***Paytm will serve the underserved, and be “all-in”:*** We believe that technology can transform the lives of everyone, and help them realize their full potential. In doing so, we want to be the pioneer from India.
- ***Maintain and enhance trust:*** We believe that trust is fundamental to the Paytm ecosystem. Since our inception, we have worked hard to build our brand on the basis of deep trust that we understand is earned. This responsibility is even greater because we help people manage, spend and save their hard-earned money. We strive to be compliant with regulators in India, such as RBI, SEBI and IRDA who regulate our various payments and financial services businesses. We prioritize transparency and high consumer satisfaction, together with data protection, security and data privacy mechanisms as well as maintaining strict KYC and anti-money laundering protocols. By doing so, we are able to protect all of our ecosystem participants and stakeholders.
- ***Change is an opportunity:*** Embracing change and remaining agile is core to our culture. Time and again we have proven our ability to view trends in technology and adapt our products to continue to be relevant to our customers. We strive to react quickly to change and often iterate new offering features quickly with our consumers to develop enduring improvements. We know that some of our attempts will not work, but this risk does not stop us from innovating.
- ***Be the pioneer:*** We believe that transforming the buying and selling experience requires us to provide services to the market that our customers often do not know they need. We seek innovation and breakthroughs that create new markets, alter perceptions of what is possible and deliver new levels of customer satisfaction.
- ***Move fast, responsibly:*** We believe that moving fast, especially in the face of ambiguity, and then constantly calibrating our actions on the basis of feedback, is a source of competitive advantage for us. We believe that being in compliance with the letter and spirit of regulations does not come in the way of our mission to improve the quality of life through technology and business model innovations

## **Our Competitive Strengths**

### ***Our ecosystem allows us to address large market opportunities***

We have a wide addressable market in India across payment services, commerce and cloud services and financial services. According to RedSeer, the market segments that we serve have a massive scale and growth, are significantly underpenetrated, and have potential of technology to grow the industry. Our ecosystem allows us to address these multiple large market opportunities at scale and gives us multiple growth vectors.

### ***Our trusted brand, scale and reach***

We believe our brand stands for *Trust, Convenience and Transparency*. Paytm is available across the country with “*Paytm karo*” (i.e. “*use Paytm*”) evolving into a verb for hundreds of millions of Indian consumers, shopkeepers, merchants and small businesses, according to RedSeer. An indication of trust in our brand is that Paytm has the highest top of mind recall and unaided awareness among merchants compared to other digital payment platforms, which represents the strength of our brand, according to RedSeer. As per the Kantar BrandZ India 2020 Report, the “Paytm” brand is India’s most valuable payments brand, with a brand value of US\$ 6.3 billion, and Paytm remains the easiest way to transact across multiple methods.

Our payments platform, with a wide selection of daily life use cases and payment instruments, provides us with large scale and reach. We had 337 million registered consumers and over 21.8 million registered merchants as of June 30, 2021. Our scale and reach help us distribute new products and services across all of our businesses faster and in a cost efficient manner.

### ***Our insights of Indian consumers and merchants***

We have developed unparalleled insights into the way Indian consumers spend and save, and the way merchants operate their businesses. Each transaction on our ecosystem provides insights that help us improve personalization for our consumers and merchants and create products and services addressing their needs. This personalization in turn improves consumer and merchant experience and the quality of their engagement on our ecosystem. For example, being in the middle of payments flows between consumers and merchants, gives us a large amount of

transactional insights of our consumers and merchants which helps us design and show customized Paytm Postpaid and Merchant Cash advance products, in partnership with financial institution partners.

We are also able to leverage these insights to develop insights and credit risk models for us and for our financial institution partners, and prevent fraud on our ecosystem.

### ***Our product and technology DNA***

We had an average engineering and technology team of 2,550 members and 2,471 members in FY 2021 and in the three months ended June 30, 2021. Our technology stack is built ground up and integrated across all aspects of our ecosystem. Building technology ourselves and innovating at each layer of the technology stack, allows us to ensure that we are able to launch products and services quickly, build various features, offer integrated and synergistic products, ensure system stability, handle large scale and provide highest success rates. This significantly improves the experience of our consumers and merchants on our ecosystem.

We are the only payments company in India that, together with our affiliates, owns each layer of the payment stack. This allows us to integrate our payments offering seamlessly with other offerings. Similarly, for financial services, our technology infrastructure is built on a stack that is owned, controlled and written by us, our respective subsidiaries or associates. Our technology ownership and scope of our ecosystem has allowed us (or our associates, or financial institution partners) to offer services such as Paytm Wallet, Paytm QR, Paytm Soundbox, Gold investments and Fixed Deposit, Paytm Postpaid, Merchant Cash Advance and FASTag. All of these products aim to improve the experience of consumers and merchants who use it on our ecosystem.

### ***Our network effect creates sustainable advantages for us***

We benefit from self-reinforcing network effects, as described in “ – *Our Flywheels*” on page 174. This network effect leads to low acquisition costs, higher monetization and lifetime value of consumers and merchants, and better economics across our offerings.

### ***Our leadership and our culture***

Our mission and focus on solving big problems, and the expanse of our ecosystem makes us an attractive place for best-in-class leaders who bring a combination of domain expertise and a hunger to redefine the way Indians access payments, commerce, cloud and financial services products. This, combined with our culture of empowerment, helps us to grow multiple large businesses at the same time.

Our values and culture guide our approach to the market, and how we do business, and provides us a long-term and sustainable advantage. Our focus on transparency defines our products, and also helps to build trust with regulators and other stakeholders. Our culture of innovation allows us to solve big problems using technology by developing pioneering products.

## **Our Growth Strategies**

### ***Grow consumer and merchant base***

We will continue to grow our consumer and merchant base, adhering to our mission which is to bring half a billion Indians into the mainstream economy. We expect this to include tens of millions of small Indian businesses and merchants. While we already have a large number of consumers and merchants on our ecosystem, we believe that there is continued scope for expansion given the under-penetration of the various products and services we offer. We endeavour to continue to increase the engagement and retention of our consumers and merchants on our ecosystem by offering them better products.

### ***Expand and enhance Paytm App’s offerings for our consumers***

It is our endeavour to continue to add new use cases and new payment instruments that add value to our consumers and increase our monetization. We will continue to focus on bringing together various pieces of our ecosystem to build innovative products for our consumers, which could take the form of increasing seamlessness between (i) consumers and merchants, (ii) various use cases and, (iii) various payment instruments.

### ***Deepen merchants’ partnerships and drive adoption of technology among our merchant base***

Our merchants are integral to Paytm’s ecosystem. We plan to continue to expand our merchant network across cities and towns in India while also deepening our partnerships with existing merchants. We will continue to expand our payment services’ offerings for merchants and innovate to offer wider selection of commerce and cloud services. We also intend to continue making access to technology easy and affordable for our merchants by identifying merchant problems that can be solved using technology.

***Rapidly scale up financial services and expand access of financial services through deep tech-led solutions***

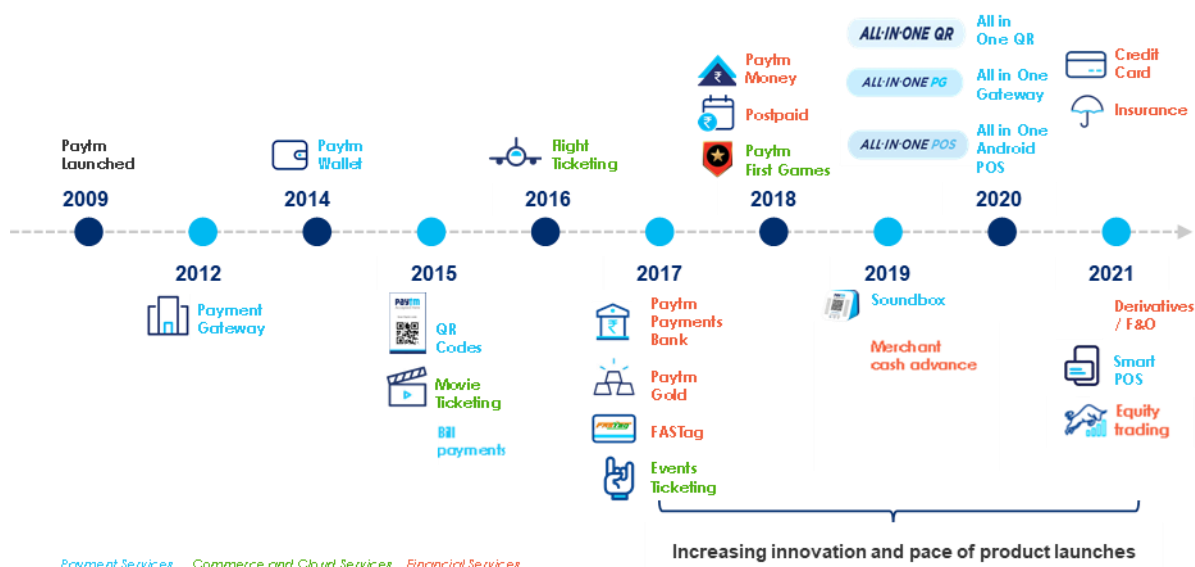
We are focused on rapidly scaling up our financial services business. We will focus on consumers and merchants who have limited access to financial services products, and continue to work in close collaboration with our financial institution partners to create products and services addressing their requirements while leveraging our technology and insights. A key strategic focus for us is to scale up our consumer and merchant lending businesses, including Paytm Postpaid (buy-now-pay-later), in collaboration with our financial partners, as well as our wealth management offerings. We plan to continue to leverage our partnership with Paytm Payments Bank to expand the suite of banking solutions for consumers and merchants.

***Expand into international markets***

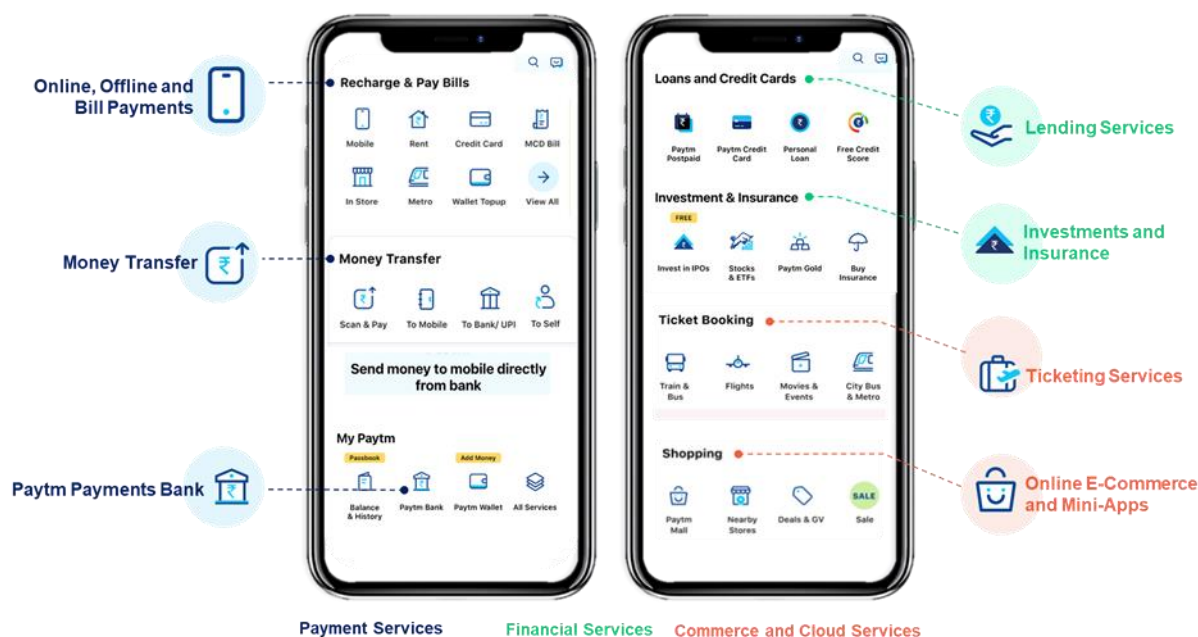
While we continue to innovate and provide better products and services to our consumers and merchants in India, we believe there is a large opportunity for us to leverage our technology infrastructure and expand to international markets. In 2017, we piloted our bill payment services in Canada and in 2018, we partnered with Softbank Corp. and Yahoo Japan Corporation to launch PayPay, a leading digital payments and financial services company in Japan. We continue to explore international opportunities, especially in the developed markets, where we can either launch our merchant services, or collaborate with partners to launch consumer facing platforms.

**Our Products and Services**

We offer products and services to our consumers and merchants across payment services, commerce and cloud services and financial services. In the first few years of our journey we introduced products like the Paytm Wallet, the Paytm App with mobile top-ups and bill payments, and payment gateway for merchants which helped us create a large base of online consumers and merchants. In 2015 and 2016, we launched additional services on our app such as the QR code for in-store payments, and entertainment and flight ticketing, which helped expand the use cases where our consumers could use Paytm. Over the past five years we have launched additional products which have helped increase user stickiness and increased monetisation, by offering devices and other services to merchants, launching additional Paytm Payment Instruments, such as Paytm FASTag and Paytm Postpaid, and launching financial services offerings such as wealth, lending and insurance for consumers and merchants, in partnership with financial institutions. In the last three years, our product launches have accelerated as we expanded our distribution.



## Our Paytm Super App



Our Paytm Super App is an integral part of our offerings. As per RedSeer, Paytm has the widest selection of payments, commerce and financial services on its app. Through our app, consumers can manage multiple aspects of their daily. We enable our consumers to make payments through the Paytm App using major third-parties instruments and Paytm Payment Instruments. Consumers can make online recharges, bill payments, money transfers and pay in-store merchants using the Paytm super App. Our consumers can also buy entertainment and travel tickets, consume content, play online games and access hundreds of mini apps across food delivery, ride hailing and e-commerce. Further we offer a broad range of financial services, including in partnership with financial institutions, such as consumer wallets, postpaid (buy-now-pay-later), auto and health insurance, personal loans, brokerage accounts and equity trading accounts.

The following table provides an overview of the services offered on the Paytm app.

Offerings on the Paytm App	Services Offered by	Revenue Model
<b>Payment Services<sup>(1)</sup></b>		
Recharge and Bill Payments	<ul style="list-style-type: none"> <li>OCL, through supply from own merchant network and PPBL (through BBPS)</li> </ul>	<ul style="list-style-type: none"> <li><b>Merchant:</b> Payments processing fee and rentals for devices deployed</li> </ul>
Send money (Money Transfer)	<ul style="list-style-type: none"> <li>PPBL (associate)</li> </ul>	<ul style="list-style-type: none"> <li><b>Consumer:</b> Convenience fees in certain select cases</li> </ul>
Pay (In-Store Payments)	<ul style="list-style-type: none"> <li>OCL</li> <li>Payment instruments from third parties (cards), associates (e.g. PPBL) and partners</li> </ul>	<ul style="list-style-type: none"> <li><b>Consumer:</b> Convenience fees in certain select cases</li> <li><b>Merchant:</b> Payments processing fee, marketing fee and advertising fee (including for Mini-apps) and other fees</li> </ul>
<b>Commerce and Cloud<sup>(2)</sup></b>		
Travel ticketing	<ul style="list-style-type: none"> <li>OCL, through supply from own merchant network</li> </ul>	<ul style="list-style-type: none"> <li><b>Consumer:</b> Convenience fees in certain select cases</li> </ul>
Entertainment ticketing	<ul style="list-style-type: none"> <li>OCL, through supply from own merchant network and Wasteland Entertainment Private Limited (Paytm Insider), a wholly owned subsidiary of OCL</li> </ul>	<ul style="list-style-type: none"> <li><b>Merchant:</b> Payments processing fee, marketing fee and advertising fee (including for Mini-apps) and other fees</li> </ul>
Mini-apps Store	<ul style="list-style-type: none"> <li>Developer partners (on-boarded by OCL)</li> <li>Includes Paytm E-commerce Private Limited (“PEPL” or “Paytm Mall”)’s mini-app for online shopping (OCL has no equity stake in PEPL)</li> </ul>	<ul style="list-style-type: none"> <li><b>Consumer:</b> Platform fee</li> <li><b>Merchant:</b> Hosting commission</li> </ul>
Games	<ul style="list-style-type: none"> <li>Paytm First Games Private Limited (subsidiary)</li> <li>Not consolidated in OCL</li> </ul>	<ul style="list-style-type: none"> <li><b>Consumer:</b> Platform fee</li> <li><b>Merchant:</b> Hosting commission</li> </ul>



Offerings on the Paytm App	Services Offered by	Revenue Model
Paytm First Subscription	<ul style="list-style-type: none"> <li>OCL, in collaboration with partners</li> </ul>	<ul style="list-style-type: none"> <li><b>Consumer:</b> Recurring subscription</li> <li><b>Merchant:</b> Distribution fee (select)</li> </ul>
<b>Financial Services<sup>(3)</sup></b>		
Digital Banking (including Paytm Wallet, FASTag)	<ul style="list-style-type: none"> <li>PPBL (associate), pursuant to a business cooperation agreement with OCL</li> <li>Fixed deposit is offered by PPBL in collaboration with a partner bank</li> </ul>	<ul style="list-style-type: none"> <li>Payment gateway charges and convenience fee</li> </ul>
Lending	<ul style="list-style-type: none"> <li>OCL in collaboration with financial partners</li> </ul>	<ul style="list-style-type: none"> <li><b>Banks / NBFCs:</b> Sourcing and collection fee</li> </ul>
Wealth Management	<ul style="list-style-type: none"> <li>Paytm Money Limited (wholly owned subsidiary)</li> <li>Digital gold offered by OCL in collaboration with a partner</li> </ul>	<ul style="list-style-type: none"> <li><b>Consumer:</b> Brokerage and fees</li> </ul>
Insurance	<ul style="list-style-type: none"> <li>Attachment products: by OCL in collaboration with partners</li> <li>Market place: by Paytm Insurance Broking Private Limited (subsidiary)</li> </ul>	<ul style="list-style-type: none"> <li><b>Insurance Companies:</b> Brokerage</li> </ul>

(1) For details see “- *Payment Services*” below.

(2) For details see “- *Commerce and Cloud Services*” on page 193.

(3) For details see “- *Financial Services*” on page 196.

## Payment Services

We are the largest payments platform<sup>12</sup> in India, with a GMV of ₹4,033 billion in FY 2021, according to RedSeer. We have the most comprehensive suite of payment services for both consumers and merchants, according to RedSeer, which enables merchants to make and receive payments in a convenient, seamless and secure manner, online and in-store.

Through Paytm, our consumers have the ability to make bill payments and mobile top-ups, transact and pay online or in-store for commerce, transfer money digitally and more. Consumers can make payments through Paytm Payment Instruments on the Paytm App, in-store payments, online payments and on mobile. We offer a comprehensive set of payment services to our merchants, including payment gateway, all-in-one QR code and all-in-one POS, among others enabling them to accept payments through Paytm Payment Instruments and major third-party instruments and payment methods.

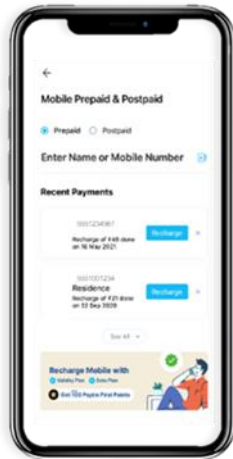
### *Payments offering to consumers:*

#### *Bill Payments*

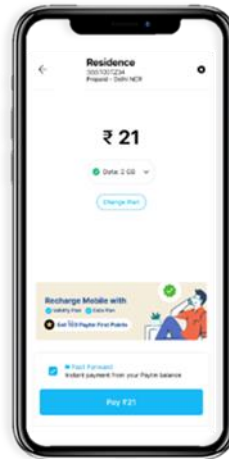
We believe that we played an instrumental role in revolutionizing the digital recharges and bill payment services in India. We started with mobile, DTH television and internet data card recharges as the first payment use cases in 2010. As of June 30, 2021 we provided consumers the ability to conveniently make bill payments across 26 use cases including electricity, cooking gas, water, mobile and broadband, credit card, rent, educational fees and various other such recurring payment use cases on the Paytm app. Consumers can also pay for city and town services such as challan or municipal bill servicing.

To bring better convenience to consumers, we have enhanced our mobile top-ups and bill payment experience with features such as Fast Forward and recurring Automatic Payments. The Paytm App also seamlessly reminds the consumers about their plan expirations and due dates, depending on the use case, to ensure that they never miss a payment. We give our users the flexibility to select their preferred payment instruments and choose from one of the widest range of payment options.

<sup>12</sup> In terms of the number of transactions between consumers and merchants.



Choose from the payment reminders appearing on screen



Use the fast-forward functionality to recharge in one click via Paytm Wallet

### *Money Transfer*


On the Paytm App, consumers can do money transfers from UPI and Paytm Wallet, which are supported by Paytm Payments Bank. Users can transfer directly to either another wallet, their own linked bank account, a mobile number (if the receiver's bank account is linked on the Paytm platform), any bank account, or any UPI identification.

### *In-store Payments*

Consumers can use Scan and Pay on the Paytm app, to scan a QR code and make a payment, either through the All-in-One QR, issued by Paytm Payments Bank, or through a UPI QR issued by a third-party. Consumers can also use the Scan and Pay feature to scan QR codes on our smart devices, as well as pay through credit, debit or prepaid cards on Paytm, in-store POS machines, or contactless payments on Paytm Smart POS on merchant's mobile.

### *Payments offerings to Merchants:*





### *Payment Gateway Services*

Our payment gateway service started in 2012 by processing Paytm Payment Instruments, such as Paytm Wallet, and by leveraging the large merchant penetration of Paytm Payment Instruments, has expanded into processing other third-party instruments such as credit card, debit card, net banking, and UPI. Merchants can accept payments through all our Paytm Payment Instruments, as well as, major third-party instruments. Offering Paytm Payment Instruments to their customers, gives our merchants an advantage in acquiring customers. Our payment gateway empowers a large number of businesses including small businesses, start-ups, small e-commerce firms, and retailers across the country. As of June 30, 2021 we had partnered with 15 major banks in India to enable merchants to provide cashback offers and no-cost EMI-deals.

Our advanced features such as management of payment subscriptions, instant refunds on the payment gateway, payment links which the merchants can share with the consumers, and allowing international collections – allowed us to deepen our merchant engagement. With instant on-boarding and reseller on-boarding we have now expanded our payment gateway service to small and mid-sized merchants. We have also launched attachment subscription services such as Super Router, which helps merchants route payment transactional traffic between multiple payment aggregators.

Our service is supported by our real-time risk detection and fraud prevention technology tools to ensure safe and secure payments. We have also introduced a custom UI software development kit module for merchants through which the merchants can customize their payment page.

Paytm offers a comprehensive platform for online merchants to accept payments through Paytm All-In-One Payment Gateway. It can be integrated into desktop, websites, or mobile apps in a store. By integrating the service, merchants can start accepting online payments and expanding the digital reach of their business. It ensures quick integration of the payment solutions, eliminates redirection, and enhances brand visibility with a customized user interface and logo. We are the largest payment gateway aggregator in India, for FY 2021, according to RedSeer, based on total transactions and with the widest ecosystem of payment instruments.

### *All-in-One QR Code*

Paytm is the pioneer of QR code-based payment method for in-store merchants, being the first company to have launched QR payments for in-store merchants in India in 2015, according to RedSeer. QR codes allow small shopkeepers to accept digital payments at zero upfront cost, and at zero MDR, without needing access to the internet or paying for a POS machine. Our product readiness and scalable platform helped us accelerate the adoption of QR codes among merchants when the government of India announced the demonetization of certain currency notes in 2016. We launched the All-in-One QR Code in January 2020, which gives merchants the power to seamlessly accept payments from multiple instruments like Paytm Wallet, Paytm UPI, Net Banking, all major debit cards, credit cards and prepaid cards, and all other UPI apps directly into their bank account, and benefit from a single point reconciliation on the Paytm for Business app. According to RedSeer, with about 21.8 million registered merchants as of June 30, 2021, more merchants use our QR-codes compared to any other payments company in India.



### *All-in-One POS Devices*

As a part of our mission to empower our merchants with technology-led solutions, we expanded into smart payment devices in 2019, with the launch of our POS machine. We have since introduced a number of smart devices such as Paytm All-in-One Android POS devices, All-in-One Android Smart POS, among others, including devices with the ability to generate a dynamic QR. We offer portable devices for basic payments to advanced payments, depending on the use-case, as well as transaction confirmations and reconciliation – for sound, visual and print based merchant solutions. Our devices provide yet another solution to our merchant to accept payment across multiple instruments including Paytm Payment Instruments, all major debit cards, credit cards and prepaid cards.

In 2019, we launched the Paytm All-in-One Android POS devices, which has integrated both dynamic QR Plus, with the ability to generate a dynamic QR, and All-in-One Android Smart POS. The Android-based All-in-One POS is pre-bundled with cloud-based software for billing, payments, and customer management, with ability for integration with industry specific solutions, thereby reducing incremental software integrations for merchants. The device can be used to accept payments (including registering cash sales), print bills and scan items for faster checkout at the counter. In addition to accepting payments, merchants can also generate goods and services tax compliant bills and manage all transactions and settlements through their Paytm for Business app on the device.

In 2020, we launched our All-in-One Portable Android Smart POS, a low-price handheld mobile device for accepting orders and payments on the go. In 2021, we launched the Paytm Smart POS for Android phones, an application which transforms a smartphone into a device that accepts contactless payments from all major debit, credit card and prepaid payments, supported by the Paytm for Business app.

Our POS devices come pre-enabled with attached customer solutions such as no cost EMIs on debit cards and credit cards, through partnerships with leading consumer brands. Additionally, we have also integrated Paytm Postpaid on our Android POS machines, powering shoppers to buy on credit and benefitting the retailers across the country. We are thus creating an ecosystem for POS devices, interlinked with the Paytm platform.

We have partnered with a leading commercial bank to drive adoption of our Android POS devices, and also plan to launch a co-branded POS product for merchants.

### *Paytm Soundbox and Soundbox 2.0*

Launched to address a gap and specific need amongst our merchants, Paytm Soundbox is a battery operated IoT-based device providing voice-based confirmation of QR code payments to merchants. Paytm Soundbox has played a pivotal role in establishing digital transactions as a safe and secure process, enhancing the trust of merchants and consumers to move digitally. Merchants do not need to check their mobile phones for payment confirmation, or be physically present at their shops, thereby increasing efficiency, reducing queues and customer waiting time, while also allowing them to keep track of payments, prevent false confirmations and customer fraud.

In 2021, we upgraded the capabilities of the Paytm Soundbox with the launch of Paytm Soundbox 2.0 that with a digital screen that gives instant visual confirmation of the paid amount along with the voice notification. This Soundbox integrates our all-in-one payments and reconciliation capabilities, enabling merchants to replay last transactions and day-end summary of records.

The battery-operated, Soundbox devices customized for the wide categories of merchants and small businesses, including roadside vendors across India, with voice notification in seven languages as of June 30, 2021. These devices are equipped with Paytm All-in-One QR Code, enabling merchants to accept payments from multiple instruments directly into their bank account. We also have the ability to launch in-store advertising on Soundbox notifications, including segmented service placements to merchants.



### *Paytm Business Payments*

Launched in FY 2020, Paytm Business Payments is a single platform solution to help merchants make payments for all business use cases, including to vendors, employees and customers. This helps companies better manage their cash flows and their payables including (i) vendor payments, such as rent payments, supplier invoices, and utility bill payments, (ii) customer cashbacks, refunds, and other disbursements, and (iii) employee salaries, reimbursements, channel partner incentives, and allowances.

For vendor payments, Enterprise Bill Payments Solution (“**EBPS**”) through Paytm Business Payments is a powerful dashboard tool that gives merchants the ability to manage, and process, business and utility bills. Merchants can also organize and reconcile all monthly bills for multiple use cases. EBPS comes with a hassle-free reconciliation system and automatically fetches new bills as they are generated. It also provides custom reports based on business locations, which can be easily integrated with the enterprise resource planning and financial reporting systems of merchants.

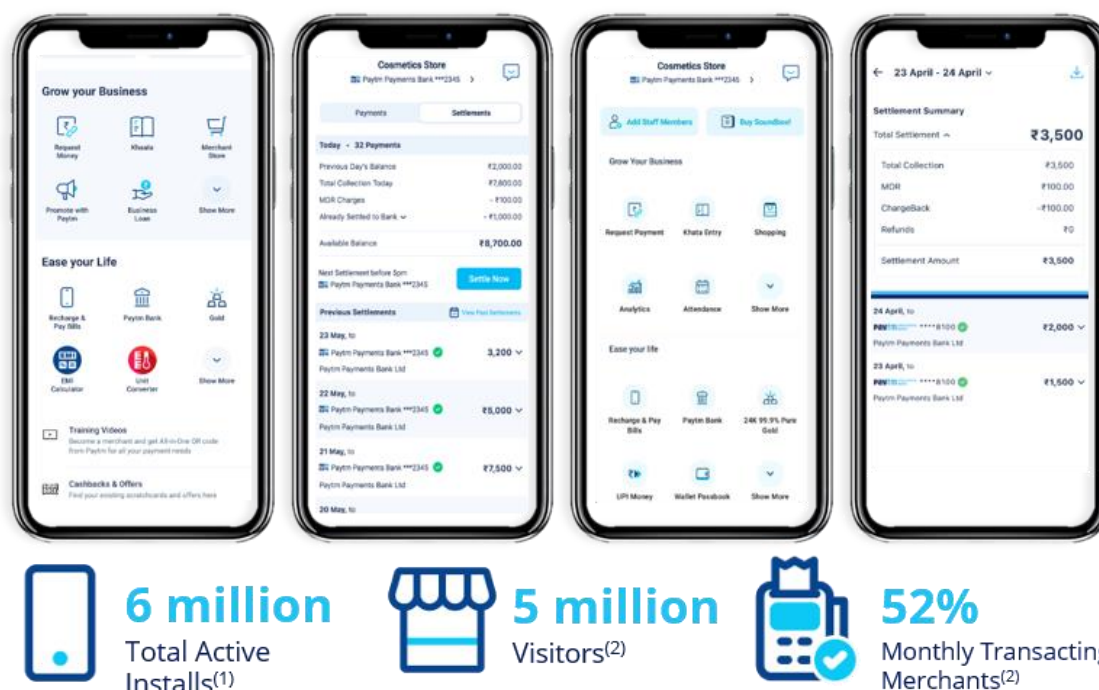
Through Paytm Business Payments, merchants can process instant refunds to customers, and promote their brand through user incentives such as cashbacks, deals, vouchers and app promotions. Paytm Business Payments also lets our merchants process employee benefits and salaries, create custom wallets for reimbursements and allowances, as well as pay channel and sales partner incentives. Our financial services merchants can make instant loan disbursals, pay claims or refunds.

Merchants can add funds to their Paytm Business Payments account from any bank account and upload all their payments in one go. This solution is driven by an API that can be integrated with any platform, thereby eliminating the need for companies to invest time and resources to build their platform. Merchants can simply share Paytm Business Payments links with their customers, vendors and partners, who can add their details and receive payments instantly into a bank account or instrument of their choice. With a single point reconciliation, merchants can track, schedule, and manage funds with real-time updates on a single dashboard for all business payments.

Paytm Business Payments can be expanded beyond these use-cases, with transfer directly into money-market instruments, such as digital gold and mutual funds, in collaboration with our financial partners and Paytm Money. If a merchant uses Paytm Payments Bank as the acquiring bank, our platform retains the ability to offer a single, real-time account for all fund flows.

## Paytm for Business App

Our merchant-only app, 'Paytm for Business' is an intuitive, user friendly, easy to use app, with about five million monthly visitors as of June 30, 2021. It enables merchants to make bill payments, transfer payments to their bank accounts, select their settlement frequency, link or change their destination bank account, view all their transactions in one place, open a Paytm Payments Bank account and order Paytm QR-supported merchandise (such as QR codes, and Soundbox). Once on-boarded, merchants can access and utilize all services of Paytm Payments Bank through this dedicated app. Merchants can also avail multiple business services (such as promoting their business on Paytm App and managing loyalty solutions and other cloud services) and financial solutions (such as working capital loans and insurance products, through our financial institution partners) directly through the Paytm for Business App.



(1) as of June 30, 2021

(2) For the month of June 2021.

## Paytm Payment Instruments

Paytm (together with Paytm Payments Bank, our affiliates and financial institution partners) offers Paytm Payment Instruments, which allow consumers to use wallets, sub-wallets, bank accounts, and buy-now-pay-later, at a wide range of merchants across the country. These instruments can be used on online and mobile platforms, including on the Paytm app, as well as for in-store transactions:

- Paytm Wallet (owned by PPBL, and the Company provides payment gateway services for a fee): Paytm Payments Bank provides a secure digital wallet that allows consumers to make payments at about 88,000 online merchants and 21.8 million registered in-store merchants as of June 30, 2021. Consumers use wallet for its convenience including having greater control on their expenses, highly secure payments, Fast Forward on bill payments, and seamless integration across mobile, online and in-store payments, on and off the Paytm app. Consumers can add money to their Paytm Wallet using any instrument on the Paytm app, and also while on some partner apps. Corporates can also create sub-wallets such Food Wallet, Gift



Wallet, Allowance Wallet, and Fuel Wallet customized for their employees. As of June 30, 2021 Paytm Payments Bank had 337 million Paytm Wallets.

- Paytm Postpaid (extended by financial partners, and the Company acts as a sourcing and collection agent, and technology partner): Through Paytm Postpaid, in collaboration with our financial partners, we provide consumers the flexibility to use the buy-now-pay-later option across our merchant base. Consumers can make transactions up to their individual credit limit every month and repay their balance next month by UPI, Paytm Wallet, debit card, and net banking, using the Paytm App. The feature of bill EMI enables our consumers to convert their total spends into customized EMIs, payable alongside nominal interest rates.
- Paytm UPI (owned by PPBL, and the Company provides aggregation services): As of June 30, 2021 over 155 million Paytm UPI handles have been created by the Paytm Payments Banks and are used, to send and receive payments. Users use these for money transfers, on the Paytm app, to add money to the Paytm wallet and at third party merchants, and make payments by scanning any UPI QR code. Our users can register for Paytm UPI using their Paytm app and transact digitally in a secure manner, as well as instantly check the balance of the linked bank account.
- Paytm FASTags (owned by PPBL, and the Company provides distribution for a fee): FASTag is promoted by the National Electronic Toll Collection (“NETC”) program for making toll payments directly from the customers linked prepaid or savings/current account. Issued by the Paytm Payments Bank, the Paytm FASTag, a reusable tag based on RFID technology, can be placed on a vehicle’s windscreen and enables electronic toll fee collection on highways across the country. A key differentiator of Paytm FASTag is that it does not require a separate prepaid account or login credentials, and is linked seamlessly to the Paytm Wallet. This increases consumer convenience, since they can be assured that as long as they have balance in their Paytm Wallet they will be able to use their FASTag seamlessly. Consumers who actively use Paytm FASTags are, hence, more likely to keep a wallet balance which in turn makes it more likely that they will use Paytm Wallet at other merchants.
- Fixed Deposits (offered by PPBL in partnership with a commercial bank, and the Company provides distribution): We offer fixed deposits on the Paytm app, through the partnership that Paytm Payments Bank has with commercial banks in India. The fixed deposits come with “super liquid” feature allowing real-time, 24\*7 management, including instant redemption with no penalty, as well as earn interest on the balances lying in the fixed deposit. Users also have the ability to liquidate their fixed deposits at transaction check-out, and instantly fund their Paytm Payments Bank account, which can be used for purchases. As of June 30, 2021, total fixed deposits under management were ₹20.2 billion.
- Paytm Payments Bank Debit Card: Every account holder with a Paytm Payments Bank account is provided with a free digital debit card which can be used to make in-store and online payments. Consumers also have other benefits from direct integration on the Paytm App, such as activating their debit card, adjusting daily spend limit, changing and setting up of ATM pin, among others. Consumers can also separately order a physical debit card to withdraw cash from ATMs or pay at stores in India and abroad.
- Paytm Credit Card: We offer co-branded credit cards (in partnership with leading commercial banks in India), and digitize the entire credit card experience on the Paytm App, from the application process to tracking and issuance of the credit card. We also offer card management services on the Paytm App, including real-time transaction history, spend analytics, and ability to change credit limits, among others.
- Other Paytm Payments Bank instruments: As of June 30, 2021, Paytm Payments Bank had 65 million bank accounts. Each account holder has the ability to use Paytm Payments Bank Debit Card and Paytm Net Banking to access their bank accounts and make payments to merchants.

Paytm Payments Bank is integrated within the banking and financial services infrastructure including access to clearing houses, ATM network and other banking schemes. While Paytm Payments Bank owns and develops its products, the Paytm app gives users the ability of using, processing and managing Paytm Payments Bank issued instruments. This allows us to offer superior products and services to our consumers and merchants.

## **Commerce and Cloud Services**

Through our wide suite of commerce and cloud service offerings, merchants can connect with consumers to increase demand for their products and services, and improve their business operations. We help our merchants

conduct targeted outreach to our consumers to offer services such as ticketing (for entertainment and travel), deals, loyalty services, mini apps and advertising. We also provide our merchants software and cloud services for various aspects of their business, such as billing, ledger, vendor management, customer promotions, catalogue and inventory management.

We also provide software and cloud services to enterprises, telecom companies, and digital and fintech platforms to track and enhance customer engagement, build payment systems, and unlock customer insights and drive higher conversion for our commerce offerings

### ***Travel ticketing***

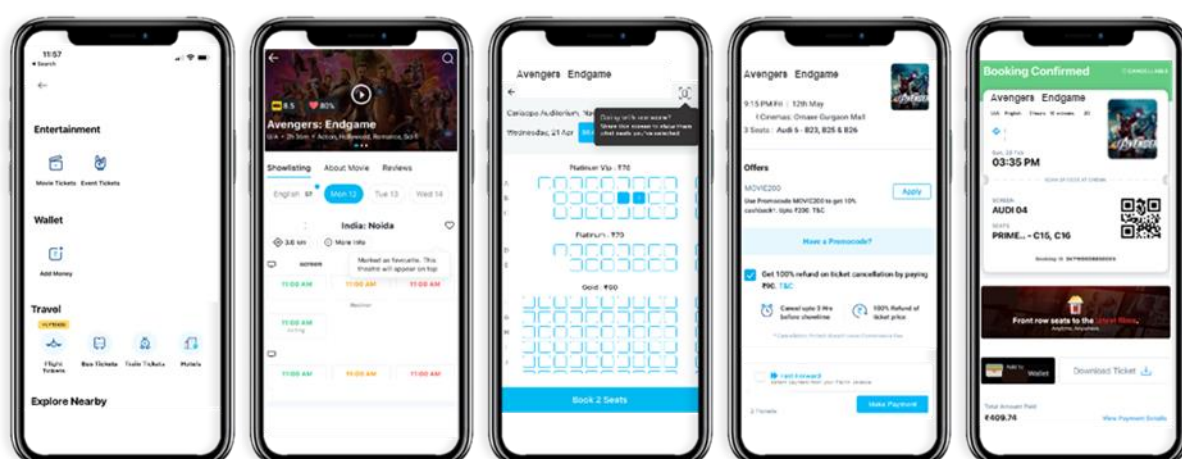
Through our platform, our consumers can book flight, inter-city bus and train tickets on the Paytm App. We have partnerships with all major domestic airlines and we are an International Air Transport Association (IATA) accredited travel agent. As of June 30, 2021, we has direct integration with over 2,000 bus operators. We leverage our transactional and behavioural insights to suggest relevant travel ticketing options to our consumers on the Paytm app. We have innovated in the travel ticketing vertical for customer convenience by launching new products such as a nearby airport feature, EMI-based loans for flight travel, PNR confirmation status and live running status for train travel as well as contactless ticket-buying on buses.

### ***Entertainment Ticketing***

Through our platform, our consumers can purchase tickets for movies, and sports, music, comedy, theatre and other events, on the Paytm App, as well as the app of our subsidiary, Paytm Insider.

During FY 2020, we sold movies tickets across 5,700 screens and were the second largest booking platform in India, in terms of movie tickets sold, according to RedSeer. Additionally, as of June 30, 2021, we had deep partnerships with 1,200 screens in India, whose tickets are only available on Paytm and partner apps. We work with our partners closely to develop several features, such as seamless ticketing, real-time seat map information, and detailed theatre information, that enhance customer experience. We have also built features such as cancellation insurance, and Paytm Movie Pass, which entitles the user to multiple movies within a fixed period, to enhance customer experience.

Through Paytm Insider, our wholly owned subsidiary, we offer sports event ticketing across cricket, football and badminton, among others. We provided ticketing services for over 2,200 events in the month of March 2021. We help our events partners with online ticket sales, digital marketing, on-ground technology-led crowd management solutions, and fan-club management. We also provide event partners insights that help them decide location, pricing and the size of events.



Select option for booking movie from main menu

Select the movie and choose the theatre

Select seats. Option to share screen with others on seat selection

Fast forward to pay via Paytm Wallet or access all linked payment instruments

Access movie tickets through app

During the COVID-19 lockdowns in India in the last quarter of FY 2020, we launched digital events for our consumers in areas such as, fitness, mindfulness, skill development, volunteering, donation and fund raising. We also help our brand partners organise events that allow them to engage their consumers and expand their presence.

### ***Advertising***

In July 2019, we started providing advertising services to merchants to help them create brand awareness, acquire and retain customers. As of June 30, 2021, 364 advertisers had run campaigns on our platform. Paytm Ads leverages Paytm's distribution and consumer insights to offer innovative advertising solutions to clients across industries. Paytm Ads places partner advertising at strategic touch points on the Paytm App, and on partner properties, to engage with customers, while ensuring that the customer experience does not get adversely impacted through careful selection of properties and ensuring high relevance to the customer.

Paytm Ads has two solutions, Paymetric and Brand Lift Studies, which are used to analyse advertising campaigns. Paymetric is the solution used for analysing campaigns that run on Paytm and Brand Lift Studies are used to analyse campaigns that are run through the Paytm Demand Side Platform, a platform to run programmatic video advertisements outside the Paytm ecosystem, while utilizing Paytm Ad's insights.

Paytm Ads differentiates itself from other advertisers as it has deterministic insights to map consumer transactions to their lifestyle choices and create customised cohorts for targeted ad campaigns. This allows merchants to leverage our active consumer base and also our overall registered consumer base.

### ***Gaming***

Paytm First Games Private Limited ("**PFG**"), in which we own 55% equity interest, offers mobile and online gaming. As of June 30, 2021, PFG had a registered base of 28 million users. PFG builds and operates a multi-gaming platform and its flagship offerings include skill-based real money games of Fantasy Sports and Rummy, among others. Users engage in live professional sporting events such as cricket, football, and kabaddi, in Fantasy Sports. PFG is currently one of the top fantasy sports platforms in India in revenue and user's terms, according to RedSeer. PFG also operates Rummy, a live multiplayer, fast-paced, and skill-based cards game. Currently, Fantasy Sports and Rummy are together the largest skill-based real money gaming marketplaces in India, with a combined market size of US\$0.8 billion for FY 2021, and expected to grow at a CAGR of 45% over the next 5 years, according to RedSeer.

### ***Paytm First***

Paytm First is a premium subscription-based rewards and loyalty program for our consumers. For a fixed subscription fee, consumers can access a wide range of exclusive benefits including OTT video and audio content subscriptions, cashback offers and loyalty programs. Paytm First further helps improve user stickiness and drives higher engagement with our consumers. We also issue Paytm First points to users for transacting on the Paytm ecosystem, which can be redeemed against deals, and vouchers.

In addition to above, we are able to provide our merchants with a selection of business services which helps them in further improving their operations and reach. Our key offerings include:

### ***Android Mini-app platform for developers***

Paytm Mini-apps platform empowers our developer partners to leverage our digital distribution reach and payments to reach customers, and engage or transact with them. These developer partners are on-boarded by the Company. We provide listing and digital distribution of these mini-apps within our Paytm Super App without any charge. However, we charge a fee for certain advertising and marketing services to merchants and developers. In order to provide more options to our consumers, we allow businesses across food delivery, content, gaming, e-commerce, utilities, among others, to host their applications on our platform. This helps us in driving higher traffic through our ecosystem, increase user engagement and building the developers' community.

For existing Paytm users, this is a seamless experience without downloading another app, using their existing Paytm log-in and their preferred payment option. Additionally, our Paytm Mini-apps platform comes with a developer dashboard for analytics, payments collection along with various marketing tools to engage with the users.

As of June 30, 2021, we had over 455 mini-apps on our platform ranging from content to transaction apps and across a broad range of industries, including food delivery, gaming, e-commerce offered by Paytm E-Commerce Private Limited (Our Company has no equity stake in PEPL), and with a visitor base of 8.7 million monthly active users.

### ***Software and Cloud Services***

We offer a wide range of software and cloud services to our merchant partners:

- *Small and Medium Enterprise Cloud*: We help merchants improve customer engagement and streamline operations. Our services include (i) Loyalty which enables merchants to issue cashback, vouchers and other such deals to their customers as loyalty rewards. Users can redeem these rewards on the Paytm App, (ii) Channel which allows merchants to open an online storefront where they can directly communicate with their customers, and (iii) Billing and Ledger Services (*Business Khata*) which is an e-ledger service. Business Khata also provides additional services to merchants including the ability to (i) save customer details, (ii) record sales and payments, (iii) track customer balance instantly, and (iv) send direct payment links to customers.
- *Enterprise*: We offer a wide range of products and services in this segment to mobile consumers in over 24 countries and over 208 brands across the globe as of June 30, 2021. Our products and services include platforms and solutions to manage customer lifecycle, digital services to engage consumers, and entertainment content to upsell customers.
- *Paytm AI Cloud (“PAI Cloud”)*: Proprietary suite of SaaS applications created in-house to address requirements of digital and fintech platforms ranging from building payments systems, preventing fraud, managing multi-channel customer engagement, and unlocking customer insights.

### **Financial Services**

Financial Services are innovative and new-age offerings including mobile banking, lending, insurance, and wealth management for consumers and merchants, offered through Paytm Payments Bank and partner financial institutions. Our reach, size and scale of payment services puts us in the middle of payment flows between consumers and merchants. This gives us opportunities to distribute and develop financial products that can be the source of payments (such as deposits or lending) and destination of payments (such as wealth management). Our payments businesses also give us a deep understanding of our consumers and merchants’ behaviour and transaction patterns. We are able to leverage those insights to provide financial services to our consumers and merchants. We have a large base of active consumers and merchants, which provides us with an existing deep, low cost of distribution network for our products and helps expand access to financial services for all segments of the population. We provide most of our financial services through our financial institution partners.

It also helps us increase user stickiness and drive higher engagement with our consumers. Access to the entire technology stack, including the banking and wealth management through our seamless integrations with Paytm Payments Bank and Paytm Money Limited, enables us to innovate and introduce new products and services quickly. It helps us expand our payment services offerings and scale our offerings efficiently.

### ***Paytm Payments Bank***

We provide banking services through Paytm Payments Bank, in which we own 49% equity interest. Paytm Payments Bank holds a payments bank license from RBI. Paytm Payments Bank has the largest scale<sup>13</sup> among all licensed Payments Banks in India, according to RedSeer, in terms of mobile transaction. As of June 30, 2021, Paytm Payments Banks had 65 million savings accounts, and over ₹58 billion deposits (including savings accounts, current accounts, fixed deposits with partner banks, and balance in wallets). As of June 30, 2021, over 56% of our registered merchants hold an account with Paytm Payments Bank and benefit from its new-age digital banking services.

Paytm Payments Bank is a mobile-first bank with no minimum-balance requirement for accounts and has no digital transaction charges or maintenance charges for the accounts. Paytm Payments Bank offers one of the most comprehensive suite of digital banking products, for individuals, small and medium enterprises, and large

---

<sup>13</sup> Based on total transaction value, transaction volume and number of accounts.

corporates which can be accessed directly by users through the Paytm app. Paytm Payments Bank is also one of India's first payments bank to launch a video KYC facility, according to RedSeer, which provides a zero-contact and paperless KYC for consumers thereby helping improve customer acquisition spends.

Key products offered by Paytm Payments Bank include:

- *Paytm Wallet:* Paytm Payments Bank owns the RBI issued Pre-paid Payment Instrument (“**PPI**”) license for Paytm Wallet, which provides a secure digital wallet that consumers can use to make payments across Paytm’s merchant network. Additionally, our corporate merchants can create sub-wallets such as Food Wallet, Gift Wallet, Allowance Wallet, and Fuel Wallet customized for their employees. Features of the Paytm Wallet available to our consumers vary depending on the level of KYC completed by the consumer. While utilizing the Paytm Wallet for payments to merchants, as well as paying online is available to all customers, in line with regulatory requirements Features such as money transfer (to another wallet or bank account) are reserved for consumers who have completed their full KYC with Paytm Payments Bank.
- *Savings accounts:* Paytm Payments Bank offers savings account facilities with no account opening charges or minimum balance requirements. As of June 30, 2021, users also earned an interest of 2.5% per annum. As per RBI regulations, customers of a payments bank could have maximum end of day balance of ₹200,000 with the payments bank as of June 30, 2021. Opening a savings account with Paytm Payments Bank is also reserved for consumers who have completed their full KYC with Paytm Payments Bank.

Every Paytm Payments Bank account comes with a free digital debit card which can be used to make online payments. Consumers can also opt for physical debit cards which can be used to withdraw cash from ATMs (including Paytm Payments Bank operated ATMs) and pay at stores globally. Consumers have various benefits from direct integration on the Paytm App, such as adjusting daily spend limit. Every debit card comes with a unique QR code at the back of the card which can be used to activate card, change PIN or block or unblock a card. Paytm Payments Bank has also launched the Direct Benefits Transfer (“**DBT**”) facility where customers could receive benefits of over 300 government subsidies directly into their savings account, as of June 30, 2021.

- *Paytm UPI:* Paytm Payments Bank is a NPCI certified Payment Service Provider and Issuer Bank for UPI transactions. This, along with being an acquirer of UPI transactions on its own platform, allows Paytm Payments Bank to serve a customer end-to-end in a UPI transaction. For the fourth quarter ended March 31, 2021, Paytm Payments Bank was the largest UPI beneficiary bank with a market share of 17. % in transaction volume, according to RedSeer.<sup>14</sup> As of June 30, 2021, it had over 155 million UPI handles on its platform for accelerating the growth of UPI payments at retail stores and even large merchants. In April 2021, according to RedSeer and NPCI, Paytm Payments Bank had the lowest technical decline rate of 0.01% as a remitter bank while other banks had a weighted average of 1.06%. Whereas, as a beneficiary bank, Paytm Payments Bank had the lowest technical decline rate of 0.01% while others bank had a weighted average of 0.35%.<sup>15</sup>
- *Fixed deposits:* Paytm Payments Bank offers fixed deposits service to its account holders, in collaboration with a partner bank, where users can earn up to 5.5% interest, per annum, as of June 30, 2021. Paytm Payments Bank offers real-time management of fixed deposit on the Paytm app, including automatic creation and instant, zero-penalty redemption into the savings account, in partnership with commercial banks. While any amount in excess of ₹200,000 at the end of day, is automatically converted into a fixed deposit, as of June 30, 2021, account holders could create fixed deposits on-demand or set their own limit on the balances lying in their savings account above which a fixed deposit gets created on the end-of-day account balance. These fixed deposits are highly liquid and can be redeemed instantly into the user’s Paytm Payments Bank account at the time of making payments . It is an instant, zero-penalty redemption instrument, which allows users to earn higher interest income on their balance while continuing to retain flexibility to spend it when needed.
- *Corporate salary accounts:* Instant account opening and employee management panel for employers. No account opening charges, and complimentary digital debit card for employees.

---

<sup>14</sup> For UPI Top 30 Banks by transaction volume, as reported by NPCI, according to RedSeer.

<sup>15</sup> For UPI Top 30 Banks by transaction volume, as reported by NPCI, according to RedSeer.

- *Current accounts:* A no minimum-balance account with benefits such as earning interest on fixed deposit balance (in partnership with commercial banks), no minimum balance requirement, real-time passbook updates, integrated bill payment services, bulk payment mechanism for salary or reimbursement disbursement and more. This account offering is especially helpful for merchants as this allows them to handle their day to day payments efficiently as there is no limit on the number of transactions or value of per transaction.
- *Domestic Money Transfer:* Domestic money transfers enable customers to remit money to all bank accounts (including their own accounts with other banks) through a network of agents and business correspondents securely. Domestic money transfers are facilitated using Paytm Payments Bank's payment channel which significantly reduces the time and effort required for money transfer, and helps increase scale. This facility is available 24 hours a day seven days a week. Paytm Payments Bank has also launched international remittances, directly through the Paytm app.
- *Toll Transit:* Paytm Payments Bank is the largest issuer of FASTags in India, according to RedSeer and as of June 30, 2021, Paytm Payments Bank had issued a cumulative of approximately 10 million FASTags, with a market share of approximately 29%. Being linked seamlessly to the Paytm Wallet, FASTags increase the level of user engagement with the Paytm Wallet. Paytm Payments Bank is also the largest Electronic Toll Collection ("ETC") acquirer bank for FASTags, according to RedSeer, having partnered with 281 toll plazas as of June 30, 2021. FASTags employ Radio-frequency Identification ("RFID") technology, developed in-house by our Company.
- *Aadhar enabled Payment System ("AePS"):* As a part of Paytm Payments Bank's cash to digital solutions drive, it has enabled banking services through AePS. Customers can access basic banking services such as cash withdrawal, balance enquiry and obtain a mini statement through the business correspondent of any AePS enabled banking and financial institution in India.
- *National Automated Clearing House:* Consumers can automate recurring payments such as EMIs, insurance payments, systematic investment plan deductions through e-mandate on National Automated Clearing House, on the Paytm Payments Bank platform. Once the mandate is active, the payment to the service provider will be automated at the desired frequency from the consumer's Paytm Payments Bank account.

In March 2021, Paytm Payments Bank received approval for its @paytm UPI handle from SEBI to enable fast and seamless payment mandates for initial public offering applications. This will help our users to invest in capital markets through various brokerage platforms directly, using their @paytm UPI handle. The ease of making payments seamlessly in a secure manner will help in offering initial public offerings as a wealth product.

Paytm Payments Bank is also a registered Bharat Bill Payment Operating Units in India, both for customer transactions and for processing transactions with more than 50 billers on-boarded on Bharat Bill Payment System across key categories such as utilities and financial services, as of June 30, 2021.

As per the current guidelines governing payments banks in India, Paytm Payments Bank would be eligible to apply for a Small Finance Bank license post completion of five years after the launch of Payments Bank, i.e. in 2022. Approval to become a Small Finance Bank would allow Paytm Payments Bank to (i) offer small ticket loans, (ii) have no upper limit on bank account balance, and (iii) offer all deposit products such as non-resident Indian accounts and Fixed Deposits directly.

Paytm Payments Bank and Paytm Financial Services Limited (our Group Company), make up the promoter group of Foster Payment Networks Private Limited (a nine-partner company consortium) which has applied to the RBI for authorization of setting up a New Umbrella Entity on March 31, 2021. As per the RBI guidelines, New Umbrella Entities are intended to manage and operate new payment systems, especially in the retail sector such as networks for ATMs, white-label PoS, Aadhar-based payments and remittance services. While our Company is not directly a part of the consortium, we retain 49% effective economic interest each, in both Paytm Payments Bank and Paytm Financial Services Limited, which are our associate entities. If Foster Payment Networks Private Limited is granted the NUE license by RBI, the Company will accordingly benefit from future value creation.

### ***Our Relationship with Paytm Payments Bank***

Paytm Payments Bank is integrated within the banking and financial services infrastructure including access to clearing houses, ATM network and other banking schemes. While Paytm Payments Bank owns and develops its products, the Paytm app gives users the ability of using, processing and managing Paytm Payments Bank issued

instruments. This allows us to offer superior products and services for our consumers and merchants, including products like Paytm UPI, FASTag, digital and physical debit cards and business payments, among others, which could only be provided in this manner by a banking institution, in collaboration with financial partners. We provide payment gateway, distribution and marketing services to Paytm Payments Bank.

Our shareholding in Paytm Payments Bank is governed by a shareholder agreement. All new business arrangements, or changes to existing business arrangements, between our Company and Paytm Payments Bank are done at arm's length basis, and are subject to approval by our audit committee and our board. Our Founder, who owns 51% in Paytm Payments Bank, is not on our audit committee, and recuses himself for voting on these matters at our board and our shareholder meeting. Further, our Company has a call option on the shares of Paytm Payments Bank held by our Founder, subject to various legal considerations, as described in "*History and Certain Corporate Matters*" on page 218.

### ***Lending***

We are building a technology-led, financial inclusion platform for consumer and small and medium enterprise financing, to enable our financial institution partners, such as banking institutions and non-banking financial companies, to lend to our consumers and merchants. This platform brings together capabilities of the Paytm ecosystem to serve our customers, merchants and financial services partners.

Given our existing network of 337 million registered users and over 21.8 million registered merchants as of June 30, 2021, we have the unique ability of getting micro-credit access to unserved, underserved and new-to-credit users. We distribute credit products, offered by our financial partners to our consumers on the Paytm app, and to our merchants through the Paytm for Business app.

We partner with multiple financial institutions, banking and non-banking, and enable them to offer multiple lending products to our customers and merchants. We enable our partner financial institutions with technology, insights, understanding of user needs and distribution. The credit to consumers and merchants is extended by our financial partners solely. We are not a lending entity, and we are not involved in taking underwriting on our books. We only act as a sourcing and collection agent, in accordance with the guidelines issued by RBI to our financial partners.

Our full stack technology, transaction and behavior insights, and understanding of end-use of credit, helps us develop risk models that help our financial institution partners improve their underwriting. This allows our partners to develop curated products for different user-profiles and enhance their distribution.

Our platform offers speed, innovation and customization in lending products, as well as, utilizing the placement within the payments flow on the Paytm ecosystem.

- *Distribution* – Fully digitized customer on-boarding with in-built automation tools, and configurable workflows to manage integration with partner institutions, enabling them to access unserved, underserved and new-to-credit users.
- *Insights and Understanding of User Needs* – Instantly configurable scoring engine to develop risk based pricing models catering to new-to-credit and existing credit consumers, and small businesses, for our partner financial institutions. We also utilize automation and data science to identify likely to borrow users.
- *Technology* – Our end to end digital solution, includes the ability to design innovative products, program intelligent alerts and fraud checks. Throughout the loan cycle, we are able to leverage our superior technical capabilities to provide customised loan management on the app.
- *Collection as a service platform* – Engaging consumers through automated communication and reminders for payment on basis of likely to default and early warning machine learning models. We also provide software as a service ("**SaaS**") solution for lenders to digitize the loan lifecycle and enable consumers to pay digitally through Paytm platform. For personal loans disbursed via our platform, we enable a NACH-based auto settlement via partner banks (including with PPBL), in the name of the financial institution partner, to credit settlement directly into the financial partners' account. For Postpaid, we offer our payment gateway services to financial partners to directly collect settlements from the consumer. For merchants, we auto debit installments from their daily end-of-day settlement from payment transactions via the Paytm

platform, and transfer it to our financial partners. In some cases, we also enable NACH-based auto settlement for select financial institution partners, via PPBL.

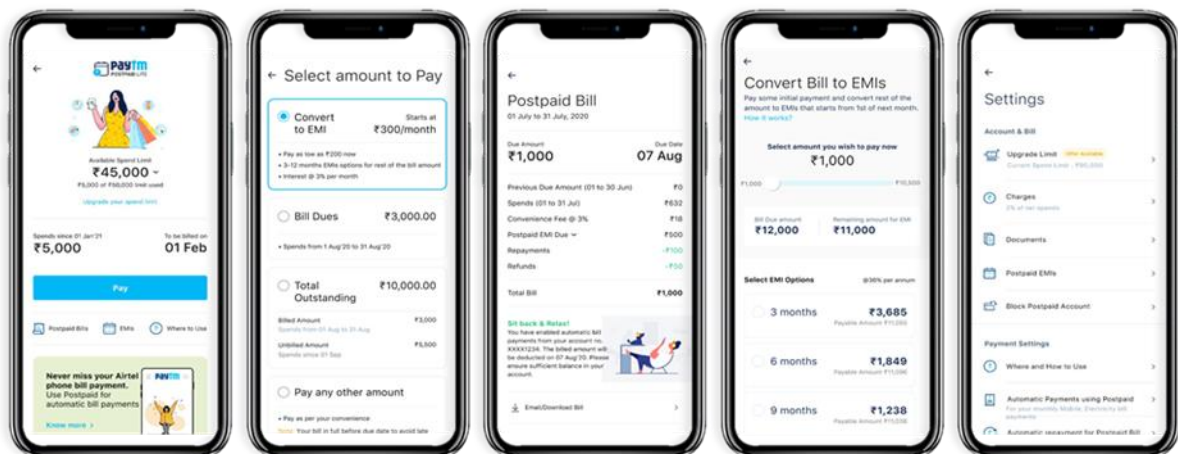
### Consumer lending

Within consumer lending, we offer a range of products to our consumers, in collaboration with our financial institution partners:

- Paytm Postpaid* is a ‘buy-now-pay-later’ product that provides checkout financing to consumers. Our users can avail a transaction credit facility for a wide range of products and services at more than 0.7 million shops, apps and websites as of June 30, 2021. Users can use Paytm Postpaid on the Paytm app for various bill payments and ticketing use cases, shopping on mini-apps or Paytm Mall, and for payments on other third party apps. Additionally users can use Paytm Postpaid at a large cross-section of retail in India, from daily purchases of groceries, milk, and other home essentials from neighbourhood stores, to high value shopping at popular retail destinations. With 1-click payment and dynamic convenience fee for every user, the product provides a uniquely flexible payment.

To add another level of flexibility to our users’ shopping and payment experience, our Postpaid service also enables them to convert their spending into EMIs (equated monthly instalments), payable alongside nominal interest rates. Multiple payment options like UPI, debit card, and internet banking, are already available to repay a Postpaid bill. Every month, users are provided a single bill to track all their spending through Paytm Postpaid.

The Paytm Postpaid service has a credit limit of up to ₹60,000 for a maximum of 30 days, offered in partnership with two leading non-banking financial companies in India with an instant credit limit for various payments to Paytm app users.



- Personal loans:* Through our financial institution partners, users can avail fully-digital cash out loans, especially targeted towards ‘new to credit’ users, and which can be instantly availed at any time for instant fund requirements and discretionary spends, with a loan size range of ₹10,000 to ₹200,000. We are a technology and distribution partner for various financial institutions, and help them expand the reach and adoption of loan services to salaried individuals, small business owners and professionals. We aim to bring 'new to credit' customers into the formal credit market, and to empower individuals who do not have direct access to traditional banking institutions.
- Credit cards:* We offer co-branded credit cards (in partnership with leading commercial banks in India) catering to large consumer segments. By leveraging the transaction insights of a user on Paytm platform and digitize the entire credit card experience on the Paytm App, from the application process to tracking and issuance of the credit card. We also offer card management services on the Paytm App, including real-time transaction history, spend analytics, ability to change credit limits by type of transaction, and blocking/unblocking of cards.



## ***Merchant Lending***

Our merchant partners can avail credit facilities, offered by our financial partners, under ‘merchant cash advances’ which are unsecured business loans credit-scored based on the transaction history of the merchant. We distribute such loans through our “Paytm for Business” app. The entire process of availing loans is completely digital so that merchants can apply for a loan within a few minutes on the app, and get instant disbursement. Entire journey from application to approval is completed on the app and based on an agreed policy with the financial institution partner. The systems are designed for real-time approval and disbursement thereby guaranteeing a seamless customer experience. Given the insights through payment services, our financial partners are able to offer bespoke terms to our merchants and also provide easy settlement options through their ordinary course of payments settlement via Paytm. Similar to our consumer offering, we also plan to start offering co-branded credit cards (in partnership with a leading commercial bank in India) catering to our merchant partners, marking our foray into the credit card segment for merchants.

## ***Insurance and Attachment Products***

In collaboration with our insurance partners, we offer, (i) attachment products such as movie and travel ticket cancellation protections based on user engagement on our platform and as a part of the payments flow, and (ii) our subsidiary, Paytm Insurance Broking Private Limited, a registered insurance broker with IRDAI offers an insurance marketplace with products across auto, life and health insurance, where we also provide policy management and claim services for our customers.

As of June 30, 2021, we, together with Paytm Insurance Broking Private Limited, had 11.4 million unique insurance customers and sold 31.6 million cumulative attachment products and insurance policies. Paytm Insurance Broking Private Limited had a direct integration with 47 insurance companies in India, as of June 30, 2021

We have the ability to offer data-driven product curation and tech innovations to already on-boarded and qualified participants in our ecosystem. Leveraging our existing banking, wealth management, and credit risk model creation engines, we will be able to bundle insurance products onto existing Paytm use cases, as well as cross-sell other Paytm products to new customers. As Paytm Insurance Broking Private Limited expands beyond an insurance marketplace, using customer insights, we will be able to offer the most appropriate insurance products to our customers

Our associate company, Paytm Insuretech Private Limited (formerly known as QORQL Private Limited) (“**PIT**”) has entered into a share sale and purchase agreement dated July 6, 2020 to acquire the entire shareholding of Raheja QBE General Insurance Company Limited. PIT is required to obtain an approval from IRDAI in relation to this proposed structure. For details, see “**History and Certain Corporate Matters- Key terms of other subsisting material agreements**” on page 225.

## ***Wealth***

We provide wealth management services to our consumers through our subsidiary Paytm Money, and our partners. We hold licenses from SEBI to be a Registered Investment Advisor (“**RIA**”), an Equity Stock Broker and a Registered Depository Participant (“**DP**”). In addition, we also have an Online Point of Presence (“**PoP**”) registration from Pension Fund Regulatory and Development Authority (PFRDA) to allow users to contribute and access National Pension System (“**NPS**”) services. We have achieved a combined value of Rs. 69 billion for investments in mutual funds, gold and stock broking, as on June 30, 2021. We offer investors various investment options including:

- **Mutual funds:** Paytm Money offers zero commission direct mutual funds to our consumers. Users can compare the features of mutual funds, and also switch between mutual funds and manage their investments. We have over 1.5 million consumers, for direct mutual funds investments as of June 30, 2021.
- **Equity trading:** We offer options to trade and invest in cash equities, futures and options, initial public offerings and exchange traded funds, among others through the Paytm Money app. Our equity investing and trading platform is helping us make active direct equity investing accessible across India, including the underpenetrated segments. By building a simple platform for investors and traders, providing cost effective trading solutions and ensuring reliable and scalable technology, active management of users’ wealth has become easier. We are also bringing financial inclusion by educating the masses through our EdTech initiatives such as *Masterclass*. Our recently launched video-based wealth community enables users to

attend live video sessions conducted by subject matter experts across an array of wealth topics. As of June 30, 2021, we had 307,000 equity trading accounts.

- *Gold*: Through our partner, we provide a simple, safe and transparent way for our investors to invest in gold through our platforms. Paytm Gold allows consumers to purchase 24-karat pure gold, with quality assurance. The purchase size can start from Re.1 and the gold is stored with our partner in a locker, until the customer wants to sell the gold or take delivery of the physical gold. As of June 30, 2021, we had 74 million investors who have used the digital gold service since its launch in April 2017, with many opting for Gold systematic investment plans as a regular saving option.

## **PayPay Corporation**

PayPay Corporation (“**PayPay**”), incorporated under the laws of Japan in 2018, provides payments and related financial services licensed or registered under the regulations of Japan. As of March 31, 2021, PayPay had over 38 million users and 3.16 million registered locations accepting PayPay. For the year ended March 31, 2021, PayPay processed over 2 billion payment transactions with a value of over 3.2 trillion Japanese Yen.

Our Company and our subsidiary One 97 Communication Singapore Private Limited (“**Paytm Singapore**”), are parties to certain agreements with PayPay, Softbank Corp., Softbank Group Corp. and Yahoo Japan Corporation, under which technology services have been provided to PayPay by us and our subsidiaries, including Paytm Singapore. In lieu of these services, Paytm Singapore has acquired stock acquisition rights, which in aggregate will be convertible into 159,012 common shares in PayPay, at a certain price (which as of March 31, 2021 amounts to 7.2% of PayPay on a fully diluted basis).

## **Technology and Innovation**

Our technology platform is flexible, reliable and scalable and it seamlessly supports merchants as their businesses grow. Our technology is modular allowing maximum re-use.

Within digital payments, the mainstay of our ecosystem, merchants can onboard and integrate different payment options within minutes, all while retaining the ability to provide custom checkout options. Given the large ecosystem of merchants and customers on our platform, we are able to offer rich analytics and insights to merchants. We utilize intelligent algorithms to optimize costs and maximize payment success rates for our merchants. Our payment gateway, fortified with machine learning based risk services, and our IoT technology driven smart devices protect our merchants from fraud.

Beyond payments, our technology stack is built ground up and deeply integrated with the Paytm ecosystem, making it a unique mobile first platform. Our products are deployed on a hybrid cloud infrastructure, offering on demand hardware scaling, reliability and high availability. We believe that this improves our efficiency while unlocking greater scale, thus enabling us to offer better flexibility, mitigate risk, deliver value to our merchants and customers and in personalizing consumer experiences.

### ***Built for Scale and Reliability***

Our system is built to handle large scale of transactions, high peak loads, and seamless onboarding of customers and merchants. Our central onboarding engine enables faster launches of new services leveraging a workflow management technology that provides capabilities for end-to-end orchestration to all types of businesses. Our platform is extensible enabling unified integrations with various financial partners and external systems. Thus, we have the ability to improve and innovate over the entire technology stack, including the banking and wealth management pipes through our integrations with Paytm Payments Bank and Paytm Money, respectively, through a combination of in-house and third-party technologies. We can expand offerings for our consumers swiftly, and also enable our merchants to extend into other regions and geographies, in a seamless manner.

We use cloud and private data centres in different cities to offer the best-in-class resiliency and reliability to our customers and business partners. We have a disaster ready infrastructure enabling us to switch over in case our primary setups become unavailable.

At peak, as of June 30, 2021, we managed 35,000 transactions per second in our authentication services, and our system is scalable to over 60,000 transactions per second. At Paytm Payments Bank, we have processed close to 1 billion records in the month of March 2021 in the core banking system. In the month of April 2021, Paytm

Payments Bank also had the lowest transaction decline rate of 0.01% among the remitter and beneficiary banks<sup>16</sup> in the country in the UPI ecosystem, according to NPCI, as per RedSeer.

### ***Omni-channel***

In our mission of bringing millions of underserved Indians into the digital fold, and provide them technology-driven banking and financial services, we have ensured that access to our solutions remains ubiquitous. Our products and services are platform-agnostic. We offer a single ecosystem for all payment sources, while remaining truly device agnostic. A merchant can accept payments on our IoT enabled devices or through the Paytm Smart POS for Android phones (which converts the smartphone into a device that accepts debit and credit card payments just like a normal POS machine), both seamlessly reconcile and integrate with the merchant account. We also provide open and developer friendly APIs and SDKs for business accounts to support creation of solutions with ease.

### ***Ongoing Innovation***

Innovation remains at the forefront of our technology platform, while enabling generic software re-use for pioneering use cases. Our innovative technology such as Scan & Pay QR, online payments, and others have ushered the growth of the digital payments ecosystem in India and has transformed the way India makes payments, manages businesses, or does investments.

We have democratized payments across all in-store and online modes of acceptance. Today, our All-in-One QR and All-in-one PG are the only QR and payment gateways, respectively, which enable merchants to seamlessly accept payments from Paytm Wallet, Paytm UPI, Net Banking, all major credit, debit and prepaid cards and all other UPI apps directly into their bank account, and benefit from a single point reconciliation.

We are incrementally adding more tools and technologies to not only make it easier for merchants to accept payments but also to send money. Our innovative Business Payments solution gives all types of merchants a single, real-time account for all fund flows. This offers several innovative services, such as recurring payments, one-click payments, instant refunds and same-day settlements, and pre-authorization flow that address the needs of both B2B and B2C companies.

We have been the pioneers of technological innovation in in-store payment acceptance in India, through our IoT devices such as Soundbox and Soundbox 2.0. These devices, with instant voice-based confirmations of payments, are playing a pivotal role in establishing digital transactions as a safe and secure mode of payments, enhancing the trust of businesses and consumers to move digitally. Paytm Smart POS for Android phones enables merchants to seamlessly start accepting contactless card payments anytime, anywhere.

Not only have we been able to distribute and / or develop Paytm Payment Instruments but several of the innovative use-cases are services built on top of these ubiquitous instruments. For instance, integration with the Paytm app also ensures a seamless FASTag experience for users. They can be purchased within minutes by only providing the vehicle registration number along with a registration certificate. Paytm Payments Bank customers do not need to maintain any separate FASTag accounts and login credentials, and toll payments are auto-debited from the user's Paytm Wallet.

### ***Mobile First***

We are mobile first in building customer and merchant journeys both at the front-end and back-end workflows. This allows us to offer highly scalable services at low costs. Our mobile first cloud centric platform provides access to a wide array of financial services such as lending and wealth management to the Indian consumer, within the same app ecosystem. Given the demographic density of consumers in India, which ranges from a first time adopter to more experienced financial service participants, our technology connects a complex ecosystem in a seamless digital first manner. Ensuring that our ecosystem is end-to-end digital, allows for better consumer journeys, real-time data assessment and better intelligence for provisioning, monitoring and security.

We work with Paytm Payments Bank, to offer technology that makes their products and our integrations fast, reliable, secure, self-serviceable, intuitive and user friendly, such as instant account opening, digital debit card issuance, money transfers, activation, deactivation and all other banking use-cases available to customers on a

---

<sup>16</sup> For UPI Top 30 Banks by transaction volume, as reported by NPCI, according to RedSeer.

single mobile app. Paytm Payments Bank offers the only real-time fixed deposit management platform in India, with automatic fixed deposit creation, any-time liquidation and payments through fixed deposit – enabling access to the customer funds for them to spend on various use-case in real-time.

Financial institutions leverage our technology platform with capabilities across the entire loan cycle including origination, developing credit risk models, loan management and collection to provide a seamless credit access to our consumers and merchants. We partner with financial institution partners in improving their distribution, underwriting and collections, and aim to drive the increase of credit in India. The process is totally digital and round the clock. A customer can apply for the loan and get the money in the bank in less than two minutes.

### ***Data-driven Insights and Automation***

Our technology led model has the ability to create risk models basis alternate data and develop risk based pricing models. We are able to undertake this configuration instantly, and in real-time, appropriately risk profiling the users. Our technology allows us to offer credit collection. as a service using predictive analytics for likely to default and early warnings, automated communication, credit servicing, and a SaaS solution for lenders to digitize the loan lifecycle.

We have built a modern home-grown platform on top of open technologies and third-party cloud services which processes multiple petabytes of data to enable driven decision making. We have built multiple machine learning and artificial intelligence solutions to simplify user experiences and deliver high-impact insights for merchants and customers.

We implement modern technologies which are used to implement different use-cases of automated fraud detection, real-time access to account statements, spend analytics, unified payment history of all types of payments across Paytm. We also offer near real-time reconciliation, and an analytics dashboard for decision making.

### ***Our Developer-first Approach to Integration***

- *Platform plug-in.* Paytm offers payment plugins that are quick and easy to integrate with high traffic e-commerce platforms without writing any code. Our integration with these platforms allows merchants to display customized Paytm promotional messaging, offer Paytm as a payment option at checkout, process Paytm charges in their order management system, and gain access to our analytics dashboard — all without sacrificing control over customer experience.
- *Direct API.* Paytm payment APIs can be used directly by a merchant to integrate into their own infrastructure. This enables merchants to fully control the placement and experience leading to the Paytm Wallet, Paytm Postpaid, credit card, debit card, net banking, and UPI purchase option, as well as the post-purchase experience. Paytm API comes in two variants: one designed for full control across front-end and back-end systems, and a simplified hosted checkout experience designed for quick integrations into complex merchant infrastructure. Our open API enables any app to easily integrate into our ecosystem.
- *Mobile app integration software development kit (SDK).* Paytm offers web, iOS, and Android integration for merchants to use on orders created from a mobile web browser or application. We provide merchants with a mobile application software development kit, which allows merchants to integrate Paytm into their native mobile applications, enabling them to expand the experiences that they provide to their customers and to more deeply engage their customer base.
- *In-store payments.* We are the pioneer of QR code-based payment method for in-store merchants, being the first company to have launched QR payments for in-store merchants in India in 2015, according to RedSeer. We believe that a QR code is an API of in-store payments to online payments and our QR code solution, which is based on an open architecture, provides the most comprehensive payment acceptance solution to merchants. Merchants can receive payments from Paytm Payment Instruments, other linked bank accounts, as well as card acceptance via POS. Our QR solution is also integrated in smart devices such as Soundbox, allowing merchants to get immediate voice based confirmation of payments. Our new age in-store payment systems offer an opportunity for merchants to integrate customer loyalty, gift vouchers and buy-now-pay-later solutions and business offerings. We also provide solutions for purchasing online, and pick-up or return in store, providing convenience and flexibility to customers and merchants to match evolving shopping habits.

## **Fraud management, Data Protection and Privacy**

Our platform incorporates multiple layers of protection for business continuity and system redundancy purposes and to help address cybersecurity risks. We have comprehensive cybersecurity policies designed to protect our technology infrastructure and products against these challenges, including regularly testing our systems to identify and address potential vulnerabilities. We strive to continually improve our technology infrastructure and product offerings to enhance the customer experience and to increase efficiency, scalability, and security at a rapid pace.

We use our risk management system and technology based on data analytics and machine learning to further develop best-in class automated fraud detection during transaction processing. Encrypted data transmission using security protocols and algorithms ensures confidentiality and integrity and prevents intrusion and leakage of confidential customer data. Our software and cloud infra is scanned for security vulnerabilities regularly. We perform penetration tests using internal and external scans, perform static and dynamic security testing along with infra vulnerability assessments. We also have 24x7 real time monitoring of all services.

Our data is completely classified and we govern access to information through stringent and strict protocols, on an absolute need to know basis. Approval of access to such data, which is encrypted, requires multiple levels of approvals from the head of the respective business unit, Chief Information Security Officer, and CTO. Privileges and data access protocols are periodically re-assessed and re-defined, and at times, verified via third party risk assessments.

## **Making it count: Supporting Our Community**

In our mission to bring half a billion Indians into the mainstream economy, we are governed by our values of serving the community, and maintaining trust while moving fast, responsibly. In 2000, we started as a business working with telecom operators and enterprises, with reliance on working capital. This has guided our journey, and why we focus on underserved and unserved. Not only do we solve for our merchants receiving digital payments via various sources, and in turn, engaging more users, but also receive seamless access to micro-credit, business payment solutions and wealth management, safely.

### ***Financial Inclusion***

We, at Paytm, firmly believe that technology when combined with a positive intent can create a huge impact. We are constantly working on innovative solutions that can make everyday life simpler: full-stack digital banking to underserved Indians, institutional financial services such as loans and bookkeeping and invoicing to micro, small and medium enterprises, and democratizing access to the formal credit and wealth management system.

We led India's QR and mobile payments revolution, empowering the grassroots of the country with robust digital payment solutions. QR has allowed small merchants to start accepting payments with no internet, and no investment in a point of sale device. Continuing with our commitment towards driving financial inclusion, we have launched a series of smart devices to accelerate India's digital payment penetration. Paytm Soundbox ensures our country's small shopkeepers never miss a digital payment and confidently complete transactions. The All-in-One POS, All-in-One QR, Dynamic QR, Paytm for Business App, among others are helping MSMEs from smaller cities and towns to join the Digital India movement.

We have often assisted institutions in research study. In 2020, the International Monetary Fund, in its assessment of how mobile money impacts economic outcomes in India, utilized insights on transactions from Paytm. We have also worked with academic institutions in assessing digital payments in India.

### ***Engaging Users on Social Causes***

Paytm is one of India's largest digital platform, according to RedSeer, and we take pride in being able to mobilize our ecosystem participants in times of social and disaster relief. At the time of any major disaster, we aim to raise social awareness and raise contributions from our users to aid the Central and State governments, as well as independent local bodies. We enable our consumers and merchants to make online payments to their preferred non-governmental organization or any other platform, through our platforms. As of June 30, 2021, consumers could select from more than 100 non-governmental organizations listed on the Paytm App. We have worked with Kailash Satyarthi Children's Foundation in spreading awareness about, and mobilizing against, child labour.

### ***COVID-19 Response***

The COVID-19 pandemic has disrupted the way we lead our lives. As an organized response to COVID-19, and to be prepared to serve our nation in the future, we have set up the Paytm Foundation. Paytm Foundation is a Public Charitable Trust in India formed exclusively for philanthropic purposes in the areas of providing relief in times of natural calamities and disasters, supplementing need-based medical infrastructure, welfare of persons with disabilities, education and financial literacy, and advancement of general public utilities.

When the Government of India launched the *PM-CARES* fund to collect contributions for its COVID-19 efforts, we joined the noble cause with support from our consumers and merchants. We launched the *India Fights Corona* campaign to help prevent, and manage the spread of, COVID-19 in communities with the greatest need, by allowing users to donate for distribution of hygiene products among vulnerable sections of the society.

As a company, we have introduced several initiatives to help and support our community. A special task force with employees stepped up across the country, to coordinate COVID-19 assistance in different cities in India. We have also led a large-scale relief effort for the nation, by launching an *OxygenforLife* crowdfunding initiative for sourcing oxygen concentrators for donating to government hospitals, foundations and non-governmental organizations.

As a part of long-term relief measures, we are installing oxygen plants, which will help produce medical oxygen from ambient air while simultaneously supplying the gas to multiple beds. To ensure safety of front-line workers, we have contributed essentials like face masks and hygiene products across India. We partnered to deliver hygienic food to frontline workers in Mumbai. Under the *Feed My City* initiative, we are providing food to daily wage earners in Noida, Mumbai, Bengaluru, Hyderabad and Chennai.

We introduced a dedicated section on our app, with a COVID-19 self-assessment scanning tool, which utilizes contact tracing to identify if one is potentially at risk of suffering from the virus. We have also leveraged our access to consumers and distribution, to help users find and book slots for COVID-19 vaccination, via a Vaccine Finder feature launched on our app. We also launched a dedicated COVID-19 insurance cover to protect against loss of pay, quarantine expenses and treatment costs.

### ***International forums for Sustainability***

We proudly represent our country on international forums working for sustainability. Since December 2017, our Founder, Vijay Shekhar Sharma, has been the United Nations Environment Programme's ("UNEP") Patron for Clean Air, and helps drive greater environmental action and awareness to advocate for UNEP's global #BreatheLife campaign – a major initiative on air quality seeking to influence policy and citizen action for a healthy future. Our Founder is also on the Advisory Board of the Green Digital Finance Alliance. The Alliance was set up by Ant Financial Services and UNEP to address the potential for digital finance and fintech-powered business innovations to reshape the financial system in ways that better align it with the needs of sustainable development.

### **Our Brand and its Usage**

Our brand came about as an intention to make payments using mobile easy and simple, and was originally conceived as an abbreviated version of "**P**ay **T**hrough **M**obile". Paytm is now synonymous with mobile payments in India. Our Company owns the brand and trademark 'PAYTM', along with several other extensions and variations of the same. We use our brand for products created by us such as Paytm All-in-one Payment Gateway, Paytm Gold, and Paytm All-in-one QR, among others.

Our Company has entered into various IP license agreements with its subsidiaries and associate companies, including but not limited to Paytm Payments Bank Limited, Paytm Money Limited and Paytm Insurance Broking Private Limited. These IP license agreements regulate the terms and conditions of usage of our licensed brand and trademarks by our subsidiaries and group companies for their respective business purposes and for their products. For instance, Paytm Payments Bank has issued the Paytm Wallet and Paytm UPI.

Our Company has entered into a Business Cooperation Agreement with Paytm E-commerce Private Limited for provision of services through our platform and such arrangement also includes a license to use our brand 'PAYTM'.

We have entered into commercial arrangements with third parties (like technology companies, banks, lending partners, service providers, and merchants) wherein we have extended a limited license to use our registered

trademarks on a non-exclusive and non-transferrable basis solely in connection with the underlying commercial activity. For instance, we have issued products in collaboration with our partners, such as Paytm Postpaid and co-branded Paytm Credit Card.

The details of the royalty paid to the Company by entities other than our Subsidiaries in FY 2019, 2020 and 2021, and the three months ended June 30, 2020 and 2021 are set out below.

Entity Name	Relationship	FY			Three months ended June 30,	
		2019	2020	2021	2020	2021
(₹ in million)						
Paytm Payments Bank Limited	Associate	170	213	186	36	40
Paytm E-Commerce Private Limited	Other Related Party	5,478	2,341	897	138	144
Paytm First Games Private Limited	Joint Venture	-	1	12	-	10

The details of the royalty paid to the Company by our Subsidiaries (which gets eliminated in Restated Consolidated Financial Statements) in FY 2019, 2020 and 2021, and in the three months ended June 30, 2020 and 2021 are set out below.

Entity Name	Relationship	FY			Three months ended June 30,	
		2019	2020	2021	2020	2021
(₹ in million)						
Paytm Money Limited	Subsidiary	-	-	1	-	1
Paytm Insurance Broking Private Limited	Subsidiary	-	-	*	*	*
One97 Communications Nigeria Limited	Subsidiary	-	*	-	-	-
One97 Communications FZ-LLC	Subsidiary	-	1	2	*	*
One97 Communications Tanzania Private Limited	Subsidiary	-	*	*	*	*
One97 Communications Bangladesh Private Limited	Subsidiary	-	*	*	*	-
One97 Benin SA	Subsidiary	-	*	-	-	-
One97 Communications Singapore Private Limited	Subsidiary	-	*	*	*	*
One97 Communications Malaysia Sdn. Bdn	Subsidiary	-	3	3	1	*
One Nine Seven Communication Nepal Private Limited	Subsidiary	-	1	*	*	*

\*Amount below rounding off norms adopted by the Group.

For further information, refer to Intellectual property related approvals under the “*Government and Other Approvals*” on page 455.

## Merchants and Consumers

Our merchants primarily include online and in-store merchants, for our payment services and commerce and cloud services, and financial services. Our merchants include organized and unorganized in-store merchants, government entities, utilities, and online merchants. Merchants can sign-up through the Paytm app or website, Paytm for Business app or website or be signed up in-store by Paytm’s distribution team. Merchants typically provide KYC documents, bank details, and other documents depending on their profile and services being availed. As of March 31, 2019, 2020 and 2021, and as of June 30, 2020 and 2021, we had 11.2 million, 16.3 million, 21.1 million, 17.0 million and 21.8 million registered merchants on our platform, respectively.

As of June 30, 2021, we had 119.5 million annual transacting users using our platform. Consumers can sign up for our services by creating an account on our platform. Consumer experience and satisfaction have always been deeply rooted in our mission and we are committed to delivering an exceptional level of service to our consumers. Our dedicated team of consumer service associates and contracted consumer service staff provide 24/7 support through email, telephone, chat and social media. We also offer self-service tools to solve our consumers’ problems more efficiently.

## **Risk Management and Internal Control**

### ***Risk Management Framework***

Our risk management framework is designed to conform to the governance standards set by our Audit Committee. Our risk management framework is based on the recommended three lines for risk management issued by the Institute of Internal Auditors. Our risk management framework includes the following:

- Line 1: The first line comprises all employees engaged in the revenue generating, business operations, all associated support functions including finance, technology, human resources, administration etc. Employees in the first line have primary responsibility for their risk, including (i) identifying and managing all the risks (including fraud risk) in their respective business / operation activities, develop appropriate policies & procedures and controls to govern their activities; and (ii) escalate risk issues to senior management, compliance and audit functions.
- Line 2: We have a comprehensive second line of defense called “Operations Risk” team, they work on robust and dynamic real time transaction monitoring mechanism via an automated rule engine already in place. This engine functions basis predefined set of rules. Our Operations Risk team comprises Risk Experts and Data Scientists who evaluate and monitor merchant transaction and market trends to raise alerts which are further actioned to mitigate risk as per the alert monitoring protocols.
- Line 3: Employees of Internal Audit function comprise the third line of defence. Internal Audit function provides independent assurance to the Board and Audit Committee over the effectiveness of governance, risk management, and control over applicable risks (including Fraud risk). IA team partners with reputed audit firms to ensure audit plan coverage meets industry wide benchmarking and best auditing standards are followed.

### ***Partner Financial Institutions Risk Management***

We have established comprehensive systems and policies to manage risks together with our partner financial institutions. Through a combination of automated systems and manual checks, our Financial Institutions Risk Management Team monitors our collaboration with partner financial institutions to ensure our partners maintain effective service levels.

Prior to forming a business relationship, we assess the financial institution’s suitability across a range of objective metrics. Once a business relationship is formed, we establish risk measures specific to the nature of each respective business relationship, which we then monitor on an ongoing basis. We also evaluate the potential impact of external factors and events.

In addition to ongoing monitoring, we conduct annual reviews on all of our partner financial institutions and adjust our risk management policies based on external factors and market developments.

### ***Anti-money Laundering and Counter-terrorism Financing Risk Management***

To ensure our day-to-day operations comply with applicable anti-money laundering regulations in jurisdictions where we operate, we have put in place on-boarding and risk management practices which are being enhanced to build comprehensive anti-money laundering policies and procedures.

The proposed anti-money laundering policies define the roles of the enterprise risk management team, internal audit team and business units and functional departments in managing risks related to anti-money laundering, terrorism financing, financial crimes and sanctions compliance. Based on these policies, specific anti-money laundering procedures are being enhanced, such as “know your customer” procedures, transaction monitoring and also put in place procedures for reporting of suspicious transactions, and record retention. To ensure our employees are kept up-to-date with regulatory updates and our anti-money laundering policies and procedures, we intend to provide regular training to our employees who have anti-money laundering responsibilities.

### ***Investments and Acquisitions Risk Management***

We invest in or acquire businesses that are strategically complementary to our business and aligned with our own growth strategies. We have established a dedicated team of professionals for our investments and acquisitions.



These teams collaborate on investment projects and perform their respective functions, including deal sourcing, negotiations, due diligence and identification of potential risks, valuation, making investment recommendations and carrying out post investment management. Final investment decisions are subject to approval from our Board and Shareholders as necessary in accordance with our Articles of Association and internal policies.

## Sales and Marketing

We believe the reputation and ubiquitous awareness of our brand and platform in India provide us with -efficient marketing channels. In addition, we also use other marketing initiatives to promote our platform and service offerings, such as cash-back offers. We also employ paid marketing efforts to attract new and retain existing consumers, sometimes in collaboration with our merchant partners. Our online and in-store marketing channels include search engine display marketing, social media, mainstream media like television and radio, event sponsorships and out-of-home display advertising.

We design our sales and marketing activities to expand coverage of consumers and merchants and strengthen consumer mindshare, engagement, service expansion and lifetime value by promoting multiple services. We also undertake joint promotion efforts with our partners and others in our ecosystem to help them effectively reach and engage with their customers by leveraging our insights, leading technologies, innovative services and operating experiences. This attracts additional participants and increases engagement in our ecosystem, while creating mutual benefits and enhancing the efficiency of our own sales and marketing activities. Promotional activities include various types of coupons, rewards, Paytm First points which can be redeemed at different merchants and commerce use-cases on the Paytm app, or other benefits and incentives.

## Our Employees

Over FY 2021 and in the three months ended June 30, 2021, we had average of 8,623 and 10,266 on-roll employees worldwide, respectively. We also engage contractors to provide us temporary workforce. None of our employees are represented by a labour union. We have not experienced any work stoppages since our incorporation.

The following table provides a breakdown of our average employee base by function for the years indicated.

Function	FY									Three months ended					
	March 31,									June 30,					
	2019			2020			2021			2020			2021		
	On-roll	Off-roll	Total	On-roll	Off-roll	Total	On-roll	Off-roll	Total	On-roll	Off-roll	Total	On-roll	Off-roll	Total
Sales and Business Development	1,797	7,746	9,544	2,073	5,852	7,925	3,989	1,065	5,054	1,633	1,489	3,122	5,491	1,073	6,564
Engineering, technology and Product	1,759		1,759	2,317		2,317	2,550		2,550	2,568	-	2,568	2,471	-	2,471
Operations	1,054	876	1,930	1,047	488	1,535	1,575	167	1,742	1,282	206	1,489	1,786	134	1,920
Enabling and Corporate functions	389	9	398	467	11	478	509	10	520	506	12	518	518	-	518
<b>Total</b>	<b>4,999</b>	<b>8,632</b>	<b>13,631</b>	<b>5,904</b>	<b>6,352</b>	<b>12,256</b>	<b>8,623</b>	<b>1,242</b>	<b>9,865</b>	<b>5,989</b>	<b>1,708</b>	<b>7,697</b>	<b>10,266</b>	<b>1,207</b>	<b>11,473</b>

We offer in-house and external training to employees at all levels in accordance with their functions, positions and responsibilities. The training curriculum is designed by our central functions, and covers both soft skills and technical skills.

### *Accessibility and employee welfare*

Our Company's internal code of conduct is applicable to all employees of our Company, subsidiaries and its affiliates, and mandates adherence to principles of equality and non-discrimination. Further, our Company is in the process of adopting a 'Equal Employment Opportunity Policy for Persons with Disability' that would manifest our commitment and support towards the prevention of discrimination against, and provision of equal employment opportunities to, persons with disability. Our Company has also taken certain steps, such as provisioning of convenient parking spaces, ramps (with hand rails) at the entrances, wide passages having ample turning radius for wheelchairs, designing separate washrooms for the specially-abled, elevators with handle supports and appropriate access to pantry, drinking water station and cafeteria, at its upcoming office premises, to provide with equal accessibility to the specially-abled.

## **Intellectual Property**

Intellectual property rights are important to our business, and we devote significant time and resources to their development and protection. We rely on a combination of trademark and domain name protection in India and other jurisdictions in which we operate, as well as confidentiality procedures and contractual provisions to protect our intellectual property.

Our Company has registered the “PAYTM” trademark under classes 4, 5, 6, 7, 23, 24, 25, 29, 30 and 31, among others, with the Registrar of Trademarks under the Trademarks Act, 1999. We have also registered various other trademarks under different classes, including “Paytm Payments Bank”, “PAYTM KARO” and “PAYTM MONEY. Further, our Company has registered the “Paytm” trademark in the European Union and the United Arab Emirates with the relevant trademark registration authorities in such jurisdictions. For details, see “*Government and Other Approvals – Intellectual property related approvals*” on page 460.

In addition, various applications for registration of trademarks that have been filed by us in India are pending, and certain applications for registration of trademarks are also pending in the United States.

## **Property**

Our Registered Office is situated on a leased premises at First Floor, Devika Towers, Nehru Place, New Delhi 110 019, India, , which is valid until March 14, 2024. Additionally, the lease for our Corporate Office is valid until September 30, 2026. We operate entirely out of leased premises, and do not own the underlying property for any of our offices in India, including our Registered Office and Corporate Office. Further, we have entered into a lease agreement dated June 27, 2018 with the New Okhla Industrial Development Authority pursuant to an order of allotment dated March 21, 2018 for grant of lease for land admeasuring 40,000 square metres in Sector 159, Noida, Uttar Pradesh. Typically, we enter into short term and medium term lease arrangements for our various office spaces and are leases which are subject to lock-in for a certain duration over the respective term of such lease. We are required to pay a security deposit, specified monthly rentals and common area maintenance charges for the duration of the relevant agreement, subject to periodic escalations at agreed rates.

## **Insurance**

We maintain insurance coverage under various insurance policies for, among other things, our properties, employees, key man insurance, directors’ and officers’ liability, as may be required. We also maintain insurance policies for, among others, common general liability, cyber security, marine cargo, personal accidents and group health covering our employees. We believe that the level of insurance we maintain is appropriate for the risks related to our business.

## **Data Protection and Privacy**

As our business depends on the trust in us and our platform, we are committed to protecting our customers’ personal data.

Our data protection and privacy policies are aimed at: (i) our collection of personal data is conducted in accordance with applicable laws and regulations, (ii) personal data we collect are reasonable for the purposes for which they are collected and (iii) our merchants and consumers are informed of the purposes for which their personal data are collected and used.

We maintain strict control over access to personal data and do not permit unauthorized uses. We limit any access based on necessity and maintain records. Our privacy policy details out the manner of usage and processing of personal data for our products and services. We store personal data in accordance with applicable laws and regulations.

We use various encryption technologies at software and hardware levels to protect the transmission and storage of personal data. We conduct periodic testing and assessment to determine the efficiency of our data processing and management technologies. We also use anti-malware, endpoint protection, network protection, security monitoring and application and platform security tools to protect data privacy. To minimize the risk of data loss or leakage, we maintain contingency, redundancy and conduct regular data backup and data recovery tests. To further strengthen the protection of our data, we leverage our technology infrastructure, and cybersecurity expertise. We use these technologies to enhance the reliability, stability and security of our database.

## KEY REGULATIONS AND POLICIES IN INDIA

*Given below is a summary of certain key sector-specific laws and regulations in India, which are applicable to our Company and its Subsidiaries. Further, certain key laws and regulations relating to our Group Company, Paytm Payments Bank Limited have also been included. The information detailed in this chapter has been obtained from various statutes, rules, regulations and/or local legislations that are available in the public domain. The description of laws and regulations set out below may not be exhaustive and is only intended to provide general information to the investors and are neither designed nor intended to substitute for professional legal advice. The statements below are based on the current provisions of applicable law, which are subject to change or modification by subsequent legislative, regulatory, administrative or judicial decisions. For further details in relation to our material approvals, see “Government and Other Approvals” on page 455.*

### I. Industry specific regulations

We, including our associates, joint ventures and investee companies, are subject to various industry specific laws and regulations in India arising from our business and operations, including our payment aggregator and gateway services, banking and wallet business, securities related business and insurance broking business. These laws and regulations subject our operations to the supervision and regulation of various regulatory authorities including the Reserve Bank of India (“**RBI**”), the Securities and Exchange Board of India (“**SEBI**”), the Insurance Regulatory and Development Authority of India (“**IRDAI**”), and the Department of Telecommunications (under the Ministry of Communications and Information Technology, Government of India) (“**DoT**”).

Dealing with regulatory authorities has, in our view, encouraged us to achieve a state where we meet all applicable requirements to the fullest extent, as required by these authorities. The discipline of conducting myriad regulated businesses has inculcated in us a deep understanding of the regulatory climate and has encouraged us to imbibe a culture of compliance. We invest tremendous effort and time on compliance, especially given that the compliance landscape is continuously evolving. For details, see “*Risk Factors – We may be adversely affected by the evolving laws and regulation governing our business and the introduction of any new laws and regulation which may become applicable to our business.*” on page 52.

We believe that the benefit of running regulated and compliant businesses is that it offers our customers, consumers, stakeholders, and investors alike, a sense of comfort and enhances their trust in us. Risk mitigation is the other core outcome of regulatory compliance. Multiple departments are required to undertake appropriately tracked and documented activities, and are also required to maintain cross-departmental consistency and risk assessment in accordance with our risk management framework and related policies. This ensures risk mitigation as well as clearly articulated tolerance for any identified risk. For details, see “*Our Business - Risk Management and Internal Control*” on page 208.

The key industry specific regulations applicable to our operations are set forth below:

#### ***Payment aggregator and gateway services***

The Company currently provides payment gateway services and earlier also provided payment aggregator services in accordance with the Directions for opening and operation of Accounts and settlement of payments for electronic payment transactions involving intermediaries dated November 24, 2009, issued by the RBI (“**Intermediary Guidelines**”).

In relation to the payment aggregator services, our Company was required to separate such services from our other services in accordance with the Guidelines on Regulation of Payment Aggregators and Payment Gateways, 2020, as amended (“**Payment Aggregators Guidelines**”) and we incorporated a wholly-owned subsidiary, Paytm Payments Services Limited in this regard. Paytm Payments Services Limited has applied to RBI for an authorization to provide payment aggregator services vide application dated December 29, 2020 submitted on January 8, 2021 under the Payment Aggregators Guidelines. Subsequently, Paytm Payments Services Limited has, in accordance with the Payment Aggregators Guidelines read with letters dated August 24, 2021 and September 9, 2021 issued to it by RBI, acquired the business of online payment aggregator services undertaken by our Company and has started providing such services with effect from October 1, 2021. For details, see ‘**History and Other Corporate Matters- Key terms of other subsisting material agreements**’ on page 225.

Under the Payment Aggregators Guidelines, Paytm Payments Services Limited is required to maintain a net worth of ₹ 150 million at the time of application and attain and subsequently maintain a net worth of ₹ 250 million by the end of the third financial year of grant of authorization. On obtaining such authorization from the RBI, Paytm Payments Services Limited will be subject to, among several other acts and regulations, the requirements of the

Payment Aggregators Guidelines in relation to, amongst other things, merchant on-boarding, compliance with the KYC guidelines prescribed by the RBI, customer grievance redressal and merchant dispute management, data security, baseline technology standards and risk management. Under the prescribed merchant on-boarding policy, Paytm Payments Services Limited would be required to verify the identities of the merchants and conduct background and antecedent checks, conduct compliance checks of their infrastructure against required standards, enter into an agreement with each merchant containing provisions for security and privacy of customer data as per the Payment Aggregator Guidelines and undertake reporting of suspicious transaction/behaviour to the Financial Intelligence Unit-India.

### ***Banking and wallet business and related activities***

Paytm Payments Bank Limited (“**Paytm Payments Bank**”), has obtained a license from the RBI for “payments bank” business in India, which subjects Paytm Payments Bank to various approval, intimation and reporting requirements of the RBI as prescribed under the license obtained by it, the Banking Regulation Act, 1949, as amended (“**Banking Regulation Act**”) and various regulatory notifications and guidelines issued by the RBI from time to time. The Banking Regulation Act regulates the functioning of banks in India and governs various aspects such as their licensing, management, and operations and confers various powers on the RBI including:

- i) to supersede (in consultation with the Central Government) the board of directors of a banking company for a period not exceeding a total of 12 months, in public interest or for preventing the affairs of the bank from being conducted in a manner detrimental to the interest of the depositors or for securing the proper management of any banking company;
- ii) to apply to the Central Government for an order of moratorium in respect of any banking company and consequently subjecting such banking company to several restrictions in relation to its operations during the period of moratorium; and
- iii) to approve, amongst others, appointment of the auditors of a bank, opening new branches, in or outside India or changing the existing place of such business, other than a change of existing place within the same city, town or village and appointment, re-appointment, or termination of the appointment of a chairman, managing director or whole-time director, manager, chief executive officer of a bank.

When a bank fails to or omits to comply with the provisions of the Banking Regulation Act or with any order, rule or direction made or condition imposed thereunder or knowingly makes a statement which is false in any material particular or wilfully omits to make a material statement, the RBI may impose fine within prescribed limits on the respective bank and its officers or punish the concerned director or employee with imprisonment for the prescribed term. Further, the RBI has the power to cancel the license if a bank fails to meet the prescribed conditions or if the bank ceases to carry on banking operations in India.

Under the Ownership in Private Sector Banks Directions, 2016, no shareholder of a payments bank can exercise more than 26% of the total voting rights of the payments bank, irrespective of his shareholding. Further, under the Prior Approval for Acquisition of Shares or Voting Rights in Private Sector Banks Directions, 2015, any acquisition of shares or voting rights in a payments bank which results in aggregate shareholding or voting rights in excess of 5% in case of a new shareholder, whether directly or through his relatives, associate enterprises and persons acting in concert with him, or an increase of 10% in case of an existing shareholder, would require prior approval from the RBI.

Paytm Payments Bank is also subject to the Guidelines for Licensing of Payments Banks, 2014 and the Guidelines for Operating of Payments Banks, 2016, each issued by RBI. The following is an indicative list of these guidelines, as applicable to Paytm Payments Bank:

- i) *Capital requirement and promoters’ contribution:* A payments bank is required to maintain a paid-up equity capital of ₹ 1000 million, 40% of which has to be initially held by its promoters for the first five years with no limit as to their maximum shareholding. When a payments bank attains the net worth of ₹5000 million, diversified ownership and listing will be mandatory within three years of reaching that net worth.
- ii) *Scope of activities:* A payments bank can undertake restricted activities, such as:
  - Acceptance of demand deposits, i.e., current deposits and savings banks deposits which are restricted to a maximum balance of ₹ 0.20 million at the end of the day per individual customer. The end of day limit was recently enhanced to ₹ 0.20 million from ₹ 0.10 million with effect from April 8, 2021 by the RBI with the objective of giving more flexibility to payments banks;

- Issuance of ATM and debit Cards, but not credit cards;
  - Payments and remittance services through branches, ATMs, business correspondents and mobile banking;
  - Issuance of prepaid payment instruments, or PPIs;
  - Internet banking;
  - Handle cross border remittance transactions such as personal payments/remittances on the current account, enabled upon RBI approval;
  - Undertake other non-risk sharing simple financial services activities not requiring any commitment of their own funds, such as distribution of mutual fund units, insurance products, pension products, etc. with the prior approval of the RBI and after complying with the requirements of the sectoral regulator for such products; and
  - Utility bill payments.
- iii) *Deployment of funds:* A payments bank cannot undertake lending activities. Apart from amounts maintained as cash reserve ratio, or CRR, with the RBI on its outside demand and time liabilities, it will be required to invest minimum 75% of its ‘demand deposit balances’ in eligible government securities and hold maximum 25% in current and fixed deposits with other scheduled commercial banks for operational purposes and liquidity management.
- iv) *Prudential regulation:* The prudential regulatory framework for a payments bank will be largely drawn from the Basel standards. The capital adequacy framework prescribes, amongst other things, a minimum capital requirement of 15% of its risk weighted assets (RWA).

The Guidelines for ‘on tap’ Licensing of Small Finance Banks in the Private Sector, 2019 issued by the RBI permit, among others, existing payments banks with a successful track record of at least a period of five years, to apply for conversion into small finance banks (“**SFBs**”) subject to the conditions prescribed by these guidelines and after complying with applicable law. Recently, the report dated November 20, 2020 submitted by an internal working group of the RBI suggested that a successful track record of three years may be considered sufficient for such conversion. Accordingly, Paytm Payments Bank, may consider applying for conversion to a SFB on completion of the required time period, subject fulfilment of the prescribed conditions and applicable law. If successful, Paytm Payments Bank will be able to undertake additional banking activities including lending.

For its wallet business, Paytm Payments Bank has obtained approval from RBI for issuance of prepaid instruments (“**PPIs**”) in India, in accordance with the Guidelines for Licensing of Payments Banks, 2014 and other requirements under the Master Directions on Prepaid Payment Instruments, 2021 (“**PPI Directions**”), which have recently superseded the Reserve Bank of India (Issuance and Operation of Prepaid Payment Instruments) Directions, 2017,. The PPI Directions define PPIs as instruments that facilitate purchase of goods and services, financial services, remittance facilities, etc., against the value stored therein. All PPIs other than closed system PPIs are regulated by RBI and are of two types, i) Small PPIs, which are issued after obtaining minimum details of the PPI holder and shall be used only for purchase of goods and services; and ii) Full KYC PPIs, issued after completing KYC of the PPI holder and shall be used for purchase of goods and services, funds transfer or cash withdrawal. Paytm Payments Bank can permit an outstanding amount of ₹ 0.20 million per customer as demand deposits, i.e., current deposits and savings bank deposits together with the outstanding amount in the wallet on completion of the customer’s KYC

PPI issuers are permitted to issue reloadable or non-reloadable PPIs in accordance with a clearly laid down policy, duly approved by their board, for issuance of various types/ categories of PPIs and all activities related thereto. The PPIs may be issued as cards, wallets, and any such instrument which can be used to access the PPI and to use the amount therein. However, the PPI Directions disallow issuance of PPIs in the form of paper vouchers. PPIs are permitted to be loaded and reloaded by cash, by debit to a bank account, by credit and debit cards, and other PPIs (as permitted from time to time). The electronic loading/ reloading shall be in INR only. The PPI directions further regulate the operation of PPIs in India by governing aspects such as cross-border outward transactions and inward remittances through PPIs and prescribing transactional limits for each category of PPI. Paytm Payments Bank has adopted a policy on issuance of PPIs, an information security policy for mitigation of security and fraud risks and a customer protection and grievance redressal policy for addressing customer complaints and limiting the liability of customers in unauthorised transactions, as prescribed by the PPI Directions.

Paytm Payments Bank also holds a license issued by the RBI to act as an ‘Authorized Dealer- Category II’ (“**AD-C-II**”) under the Foreign Exchange Management Act, 1999, as amended, and the rules and regulations thereunder, (“**FEMA**”), including the Foreign Exchange Management (Non-debt Instruments) Rules, 2019, as amended. As an AD-C-II, Paytm Payments Bank can undertake eligible foreign exchange transactions permitted under the license in accordance with FEMA. Recently, Paytm Payments Bank was granted Money Transfer Service Scheme Licenses by the RBI in association with three overseas principals and can undertake inward cross-border money transfer activities in India through tie up arrangements with these overseas principals. Under the Master Direction-Money Transfer Service Scheme, 2017, only cross-border personal remittances, such as, remittances towards family maintenance are allowed up to a limit of USD 2,500 for each individual remittance.

Further, Paytm Payments Bank has obtained an approval from the RBI for offering mobile banking services with flexible channels of registration for customers in accordance with the Master Circular - Mobile Banking Transactions in India- Operative Guidelines for Banks, 2016. These guidelines require Paytm Payments Bank to, among other things, maintain a robust clearing and settlement infrastructure operating on a 24x7 basis and follow security standards appropriate to the complexity of services offered, subject to following the minimum standards set out in these guidelines.

As on the date of this Prospectus, Paytm Payments Bank has received in-principle approval to operate as a Bharat Bill Payment Operating Unit from the RBI, for providing interoperable bill payment services to customers. In relation to such approval, Paytm Payments Bank is required to maintain a net worth of ₹ 1,000 million and comply with the standards prescribed under the Guidelines for Implementation of Bharat Bill Payment System, 2014, issued by RBI. Further, Paytm Payments Bank is a member of the United Payments Interface or UPI, Immediate Payment Service, and other interoperable payments solution platforms offered by the National Payments Corporation of India (“**NPCI**”). Accordingly, Paytm Payments Bank is required to comply with the procedural guidelines and operating circulars issued by the NPCI from time to time. Additionally, the PPI Directions provide that PPI issuers should implement interoperability amongst PPIs (issued by both bank and non-bank entities) and where PPIs are issued in the form of wallets, interoperability across PPIs shall be enabled through UPI. Recently, by way of a notification dated May 19, 2021, the RBI has made it mandatory for PPI issuers to make all KYC-compliant PPIs issued in the form of wallets interoperable amongst themselves through UPI by March 31, 2022.

Further, under the Master Direction – Know Your Customer (KYC) Direction, 2016, as amended, we are required to adopt a KYC policy which has four elements, namely, customer acceptance policy, risk management policy, customer identification procedures, and monitoring of transactions. The entity shall ensure compliance with the KYC policy through specification of who constitutes ‘senior management’ for the purpose of KYC compliance, allocation of responsibility for effective implementation of policies and procedures, independent evaluation of policies in place, an internal audit system, and submission of quarterly audit and compliance to the audit committee. By virtue of the Guidelines for Operating of Payments Banks, 2016 and PPI Directions, these directions are applicable to all payments banks and PPI issuers, respectively and Paytm Payments Bank has accordingly adopted a KYC policy, as prescribed. Further, every regulated entity is required to upload their customers’ KYC records onto Central Registry of Securitisation Asset Reconstruction and Security Interest of India (“**CERSAI**”) within ten days of commencement of an account-based relationship with such customers. The regulated entities (other than scheduled commercial banks) were required to start uploading the KYC records pertaining to all new individual accounts opened on or after from April 1, 2017 and all legal entity accounts opened on or after from April 1, 2021. Such customers are allotted a KYC identifier by CERSAI which can be submitted by the customer for establishing an account with any regulated entity and the customer shall typically not be required to submit the same KYC records or information.

In addition to the above, Paytm Payments Bank is regulated by various other laws and regulations including the Payment and Settlement Act, 2007, Prevention of Money Laundering Act, 2005, Aadhaar (Targeted Delivery of Financial and Other Subsidies, Benefits and Services) Act, 2016 and several directions, guidelines and circulars issued by the RBI from time to time.

### ***Securities related business***

Our wholly-owned subsidiary, Paytm Money Limited (“**Paytm Money**”), has obtained a certificate of registration from SEBI under the SEBI (Stock Brokers) Regulations, 1992, as amended (“**Stock Brokers Regulations**”) to act a stock broker for carrying on the activities of buying, selling or dealing in securities in India. These regulations also prescribe a code of conduct which every registered stock broker is required to abide by. SEBI has the authority to inspect the books of accounts, other records and documents of stock brokers and in case of any failure to comply with the applicable regulations, including the Stock Brokers Regulations, SEBI may impose a monetary penalty or suspend Paytm Money’s registration. In relation to acting as a stock broker, Paytm Money

is admitted and registered as a trading and self-clearing member in various segments with the stock exchanges subjecting it to the rules, regulations and bye-laws of these stock exchanges. Pursuant to the existing memberships held by Paytm Money, it is currently required to maintain a minimum net worth of ₹ 50 million, independent of any other applicable net worth requirements as may be prescribed under other applicable laws.

Additionally, as a depository participant of the Central Depository Services Limited, Paytm Money is also subject to the requirements of the SEBI (Depositories and Participants) Regulations, 1996 and the code of conduct prescribed by these regulations pursuant to its certificate of registration to act as a depository participant and its registration as a depository participant of the Central Depository Services Limited.

Paytm Money has also obtained a certificate of registration from SEBI under the SEBI Investment Advisers Regulations, 2013 to act as an investment adviser. These regulations require, amongst others, Paytm Money to maintain a net worth of ₹ 5 million, after taking into account the net worth requirements prescribed for the other services offered by it and ensure an arms-length relationship between its investment advisory activities and other activities, such as the stock broking. Paytm Money decided to temporarily suspend advisory services with effect from March 31, 2021 and the same was informed to SEBI vide letter dated February 19, 2021.

### ***Insurance broking business***

Our wholly-owned subsidiary, Paytm Insurance Broking Private Limited (“**Paytm Insurance Broking**”), has obtained a certificate of registration from IRDAI to act as a direct insurance broker, which is valid for three years from February 17, 2020. Under the IRDAI (Insurance Brokers) Regulations, 2018 (“**Insurance Brokers Regulations**”), Paytm Insurance Broking is subject to various approval, intimation and reporting requirements prescribed by the IRDAI and is required to maintain a paid-up capital of ₹ 7.5 million and net worth of ₹ 5 million. Paytm Insurance Broking has adopted a policy on the manner of soliciting insurance policies, as prescribed the IRDAI, in relation to having multiple tie-ups, type of products sold, mode of solicitation, grievance redressal mechanism and reporting requirements. The IRDAI may impose a monetary penalty or suspend or cancel Paytm Insurance Broking’s registration for any failure to comply with these regulations. The IRDAI (Insurance Intermediaries) (Amendment) Regulations, 2019, provides that any insurance intermediary that has a majority shareholding of foreign investors, such as Paytm Insurance Broking, are required to take prior permission of the IRDAI for repatriating dividend and is restricted from making payments (other than dividends) to its related parties beyond 10% of its total expenses in a financial year. Further, the guidelines issued by IRDAI in this regard, amongst other things, provides that the dividend payout ratio in a year shall not exceed 75% of the net profit.

The Insurance Brokers Regulations permit an insurance broker to receive fees for undertaking any of the permitted services provided to the client including claims consultancy, risk management service or other similar services which is not a percentage of premium or claim amount. Further, the IRDAI (Payment of Commission or Remuneration or Reward to Insurance Agents and Insurance Intermediaries) Regulations, 2016 lay down provisions for rewards for insurance intermediaries whose revenues from activities other than insurance intermediation does not exceed 50% of their total revenues, such as Paytm Insurance Broking.

Paytm Insurance Broking has also registered its electronic platform with the IRDAI for undertaking insurance e-commerce activities in India and is required to comply with the Guidelines on Insurance E-commerce, 2017 and the IRDAI (Insurance Web Aggregators) Regulations, 2017, as amended, to the extent applicable.

## **II. Data security and privacy**

Under the Information Technology Act, 2000, as amended (“**IT Act**”), we are subject to civil liability to compensate for causing wrongful loss or wrongful gain to any person, while possessing, dealing or handling any sensitive personal data or information in a computer resource owned, controlled or operated by us due to negligence in implementing and/or maintaining reasonable security practices and procedures. India has also implemented privacy laws, including the Information Technology (Reasonable Security Practices and Procedures and Sensitive Personal Data or Information) Rules, 2011 (“**Personal Data Rules**”), which impose limitations and restrictions on the collection, use and disclosure of personal information. The Personal Data Protection Bill, 2019 was tabled in the Indian Parliament by the Government of India in December, 2019. This bill provides a framework for implementing organisational and technical measures in processing personal data to ensure the accountability of entities processing personal data. The bill also provides remedies for unauthorised and harmful processing, and proposes to establish a government authority for overseeing data processing activities.

Additionally, a circular issued by the NPCI provides that financial transactions conducted via UPI platform fall under the category of sensitive personal data or information, as defined under the IT Act. Accordingly, member

banks, such as Paytm Payments Bank are required to adhere to the requirements of the IT Act and the Personal Data Rules while dealing with financial transactions.

The RBI Master Direction on Digital Payment Security Controls, 2021 requires Paytm Payments Bank to set up a robust governance structure and implement common minimum standards of security controls for digital payment products and services. Paytm Payments Bank is required to incorporate usage guidelines and training materials for the customers and make it mandatory for the end users to go through the usage guidelines as a part of the onboarding process. These guidelines prescribe the standard for, amongst other things, the authentication framework, identification of suspicious transactions, real time reconciliation mechanism and specific security controls for internet banking and mobile payments applications. Further, the recent RBI Tokenisation – Card Transactions: Permitting Card-on-File Tokenisation (CoFT) Services notification issued on September 7, 2021 requires that the entities in the card transaction/ payment chain, other than card issuers or networks, shall not store the actual card data with effect from January 1, 2022 and any such previously stored card data should be purged.

### III. Other regulations

Pension Fund Regulatory and Development Authority (Point of Presence) Regulations, 2018: Paytm Money has registered with the Pension Fund Regulatory and Development Authority (“**PFRDA**”), to act as points of presence through online platform only while Paytm Payments Bank has registered to act as points of presence through both, physical and online platform for distribution of certain pension schemes in India which are regulated by the PFRDA. The Pension Fund Regulatory and Development Authority (Point of Presence) Regulations, 2018 (“**Point of Presence Regulations**”) envisage that all distribution-related activities including collection of funds and instructions from subscribers under the pension schemes are to be transmitted to central record keeping agencies through points of presence. Accordingly, Paytm Money is registered with Kfintech CRA. Further, the Point of Presence Regulations provide for registration of points of presence in various categories depending on the activity proposed to be carried out by the point of presence in relation to the National Pension System, Atal Pension Yojana and any other scheme regulated or administered by the PFRDA. Amongst others, the Point of Presence Regulations prescribe the duties and obligations of points of presence and regulation by the PFRDA of such points of presence.

Bureau of Indian Standards Act, 2016: Our Company has obtained certain licenses from the Bureau of Indian Standards (“**BIS**”) under the Bureau of Indian Standards Act, 2016, as amended (“**BIS Act**”). For details, see “**Government and Other Approvals**” on page 455. The BIS Act provides for the functions of the bureau which include, among others (a) recognize as an Indian standard, any standard established for any goods, article, process, system or service by any other institution in India or elsewhere; (b) specify a standard mark to be called the Bureau of Indian Standard Mark which shall be of such design and contain such particulars as may be prescribed to represent a particular Indian standard; and (c) make such inspection and take such samples of any material or substance as may be necessary to see whether any goods, article, process, system or service in relation to which the standard mark has been used conforms to the Indian standard or whether the standard mark has been properly used in relation to any goods, article, system, service or process with or without a license. Further, the Bureau of Indian Standards Rules, 2018, as amended, require the bureau to establish Indian standards in relation to any goods, article, process, system or service and reaffirm, amend, revise or withdraw Indian standards so established as may be necessary.

Legal Metrology Act, 2009: Our Company has also obtained certificates of registration under the Legal Metrology Act, 2009, as amended (“**Metrology Act**”), read with the Legal Metrology (Packaged Commodities) Rules, 2011. The Metrology Act states that any transaction/contract relating to goods/class of goods or undertakings shall be as per the weight/measurement/numbers prescribed by the Metrology Act. The specifications with respect to the exact denomination of the weight of goods to be considered in transactions are contained in rules by each state.

Telecom laws: Our Company and Paytm Insurance Broking has obtained the certificates of registration as a telemarketer for telemarketing activities under the Telecom Commercial Communications Customer Preference Regulations, 2018. Accordingly, our Company and Paytm Insurance Broking are subject to the regulation of the DoT and is required to undertake all activities in relation to soliciting or promoting any commercial transaction through telecommunication services in accordance with the Telecom Commercial Communications Customer Preference Regulations, 2018. Further, our Company, Paytm Money and Paytm Insurance Broking act as ‘other service providers’, and in accordance with the Guidelines for Other Service Providers (“**OSPs**”) dated November 5, 2020, we no longer require a registration in this regard. Recently, the DoT had further liberalised these guidelines allowing the same OSP to serve both domestic and international customers and removing restrictions for data connectivity between OSPs of the same company or group.



*Consumer protection laws:* The Consumer Protection Act, 2019, as amended, along with the Consumer Protection (E-Commerce) Rules, 2020 (“**E-commerce Rules**”), regulate matters relating to consumer rights, unfair trade practices and false or misleading advertising, and also establish regulatory authorities where our customers can file complaints for investigation and adjudication. The rules impose obligations on marketplace and inventory e-commerce entities and sellers relating to the conduct of business and disclosure of information. Recently, the Government of India proposed certain amendments to the E-commerce Rules which, if notified, among others, provide for the registration of e-commerce entities and prescribe certain restrictions in relation to flash sales, listing of related and associated parties as sellers and mis-selling of goods and services. The customers of our banking and wallet business can additionally approach the banking ombudsman for redressal of their grievances including grievances in relation to mobile banking and electronic banking services. The banking ombudsman facilitates the settlement of complaints by agreement or through conciliation and mediation between the parties or by passing an award. In addition to the above, Paytm Payments Bank is regulated by several other laws and regulations in relation to consumer protection, including the RBI Master Circular on Customer Service in Banks, 2015 and circulars issued by the RBI such as the Customer Protection – Limiting Liability of Customers in Unauthorised Electronic Banking Transactions, 2017 and Harmonisation of Turn Around Time (TAT) and Customer Compensation for Failed Transactions using Authorised Payment Systems, 2019.

*Intellectual property laws:* The Trade Marks Act, 1999, as amended (the “**Trade Marks Act**”), provides for the registration of trademarks in India, pursuant to which the registered owner of a trademark is granted exclusive rights to registered marks, including brands, labels and headings and combination of colours or any combination thereof, and to obtain relief in case of infringement for commercial purposes. The Trade Marks Act prohibits registration of deceptively similar trademarks and provides for penalties for infringing, falsifying and falsely applying trademarks.

#### **IV. Foreign exchange controls**

The Government of India’s Consolidated Foreign Direct Investment Policy dated October 15, 2020, which consolidates and supersedes all previous press notes, press releases and clarifications on FDI issued by the Department for Promotion of Industry and Internal Trade (“**DPIIT**”) that were in force and effect as on October 15, 2020 (“**FDI Policy**”), and Foreign Exchange Management (Non-debt Instruments) Rules, 2019, as amended (“**FEMA Rules**”), have certain requirements with respect to downstream investments by Indian companies that are owned or controlled by foreign entities and with respect to foreign investment into India and transfer of ownership or control of Indian companies in sectors with caps on foreign investment from resident Indian persons or entities to foreigners, as well as such transactions between foreigner. These requirements currently include restrictions on pricing, issue, transfer, valuation of shares and sources of funding for such investments, and may, in certain cases, require prior notice to or approval of the Government of India. In relation to us, the FDI Policy permits foreign direct investment of up to 100% under the automatic route. However, our subsidiaries and associates may be subject to certain restrictions under the FDI Policy, including those mentioned below:

- i) Payments banks: In relation to Paytm Payments Bank, up to 49% is permitted under the automatic route and up to 74% is permitted under the government route, subject to the requirements mentioned above;
- ii) Securities related intermediaries: In relation to Paytm Money, up to 100% is permitted under the automatic route, subject to the requirements mentioned above; and
- iii) Insurance intermediaries: In relation to Paytm Insurance Broking, up to 100% is permitted under the automatic route, subject to the requirements mentioned above.

In terms of Press Note 3 of 2020, dated April 17, 2020, issued by the DPIIT, as consolidated in the FDI Policy with effect from October 15, 2020, all investments under the foreign direct investment route by entities of a country which shares land border with India or where the beneficial owner of an investment into India is situated in or is a citizen of any such country will require prior approval of the GoI. Further, in the event of transfer of ownership of any existing or future foreign direct investment in an entity in India, directly or indirectly, resulting in the beneficial ownership falling within the aforesaid restriction/ purview, such subsequent change in the beneficial ownership will also require approval of the GoI.

In addition to the above, our Company is required to comply with the provisions of the Indian Contract Act, 1872, Companies Act, 2013, Income Tax Act 1961, the Income Tax Rules, 1962, as amended by the Finance Act in respective years, Central Goods and Service Tax Act, 2017, the Central Goods and Service Tax Rules, 2017, IBC, and other applicable laws and regulations imposed by the central and state governments and other authorities for our day-to-day operations.

## HISTORY AND CERTAIN CORPORATE MATTERS

### Brief history of our Company

Our Company was incorporated as “One 97 Communications Private Limited”, a private limited company under the Companies Act, 1956, with a certificate of incorporation issued by the Assistant Registrar of Companies, National Capital Territory of Delhi and Haryana, at New Delhi on December 22, 2000. On the conversion of our Company to a public limited company, pursuant to a resolution passed by our Shareholders on May 11, 2010 our name was changed to “One 97 Communications Limited” and a fresh certificate of incorporation consequent upon change of name on conversion to public limited company dated May 12, 2010 was issued by the Deputy Registrar of Companies, National Capital Territory of Delhi and Haryana, at New Delhi.

### Changes in the Registered Office

Except as disclosed below, there has been no change in the registered office of our Company since the date of incorporation.

Date of change	Details of change in the registered office	Reasons for change
February 26, 2004	Registered office moved to 701-702, Arunachal Building, 19, Barakhamba Road, Connaught Place, New Delhi 110 001 from 606, Vishal Bhavan, 95, Nehru Place, New Delhi 110 019	Growth and expansion of the Company
July 12, 2007	Registered office moved to First Floor, Devika Tower, Nehru Place, New Delhi 110 019 from 701-702, Arunachal Building, 19, Barakhamba Road, Connaught Place, New Delhi 110 001	Growth and expansion of the Company

### Main objects of our Company

The main objects contained in our Memorandum of Association are as follows:

- To carry on the business of developing, designing, importing and exporting software products and services including telecom related software and services and becoming a service provider of internet, telecommunication, radio, television or any other distribution or broadcasting activity as may be permitted by the Government.*
- To carry on the business of developing and providing services in the field of electronic, commerce, web based or related technology and applications, deal in all kinds of internet/intranet/extranet business using e-commerce application, in India and any other country, undertake computer related jobs as data collection, survey, data processing, data entry, computer aided drafting and designing/computer aided desk top publishing, multimedia applications (audio, video) communication network such as LAN, WAN. Internet and its application, e-commerce using various software developed by self or procured from the market.*
- To carry on the business of marketing and sales representatives in the electronic media and consultancy of electronic commerce and other products and services including internet, e-mail, enhanced fax service, electronic data interchange, web publishing, web/portal hosting, web solutions.*
- To develop, build, store, host and promote portals, web sites and other interactive multimedia products, e-commerce applications and services, whether digital or otherwise and market or distribute them on the internet or other distribution platforms.*
- To develop or acquire and own intellectual property and in particular to act as copyright owners, internet site or portal owners, video right owners, cable right owners, dubbing rights owners and other studio owners of all kinds of data, educational radio programmes, television programmes, videos, advertising, films and documentary in all formats and languages prevailing in the world.*
- To carry on the business of computer and information technology of all kinds of development of computer software, hardware, data processing and providing consultancy services, technical assistance in the field of information technology.*

7. *To carry on the business of provider and syndicator of electronic contents for websites provider of value added internet service, to act as consultants in internet related services and as integration company.*
8. *To provide, promote, develop, design, establish, setup, maintain, organize, undertake, manage, operate, run, market, purchase, sell, distribute, resell, import, export and carry on the business of all types/ kinds of electronic and virtual payment systems services, e-wallets, mobile-wallets, cash card, payment gateways services, prepaid and postpaid payment instruments payment systems including open/ closed/ semi-closed systems payment instruments, in India and abroad including all kinds of payment services in any manner whatsoever.*
9. *To provide services, management and consultancy in the field of prepaid and postpaid payment instruments services, electronic and virtual payment systems, transaction processing, and to act as dealers distributors, agents, representative of Indian and foreign concerns/ persons operating in the line of prepaid, postpaid and other payment system services, and allied activities related thereto.*
10. *To operate as a bill payment gateway/bill payment system service provider in accordance with applicable law including, inter alia, as a Bharat Bill Payment Operating Unit (BBPOU) under the Bharat Bill Payment System (BBPS) guidelines to provide bill payment services for utility bills, school/university fees, municipal taxes and for other services as may be notified by the relevant authority from time to time.*
11. *a. To carry on the business of distribution of all types of loan products, provide information on credit worthiness, screening borrowers, underwriting borrowings, lending and guarantying recovery of loan.*  
*b. To carry on the business of soliciting or procuring insurance business as an insurance intermediary.*  
*c. To render services as brokers, commission agents, to carry on the business of retail and institutional distribution of the schemes of the Mutual Funds or any other financial products issued by Banks, Mutual Funds or any other financial intermediary.*
12. *To carry on the business of travel agency and act as package tour operators, daily passenger service operators, tour operators, travel agents, ship booking agents, railway ticket booking agents, airlines ticket booking agents, carrier service agents, courier service agents etc. and to facilitate traveling and to provide for tourists and travelers, the provision of convenience of all kinds in the way of through tickets, sleeper cars, or berths, reserved places, hotel, motel, restaurant and lodging, accommodation guidance, safe deposits, enquiry bureaus, libraries, reading rooms, baggage transport, money exchanges, travel insurance provider and other allied services. To provide web-based services in relation to travel bookings, packages bookings and to provide other allied services through website, WAP site or mobile applications.*
13. *To lend and advance money or give credit on any terms or mode and with or without security to any individual, firm, body corporate or any other entity, to enter into guarantees and suretyship of all kinds, to receive money on deposits or loan upon any terms, and to secure or guarantee in any manner and upon any terms the payment of any sum of money or the performance of any obligation by any person, firm or company, in furtherance of the main business objects of the company, subject to compliance with all applicable laws.*

The main objects clause as contained in the Memorandum of Association enable our Company to undertake its existing activities.

#### **Amendments to the Memorandum of Association**

Set out below are the amendments to our Memorandum of Association in the last 10 years preceding the date of this Prospectus.

Date of Shareholder's resolution/ Effective date	Particulars
April 25, 2012	<p>Clause III (A) of the Memorandum of Association comprising the objects clause was amended pursuant to resolution dated April 25, 2012 adopted by the Shareholders to include:</p> <p><i>“To provide, promote, develop, design, establish, setup, maintain, organize, undertake, manage, operate, run, market, purchase, sell, distribute, resell, import, export and carry on the business of all types/ kinds of electronic and virtual payment systems services, e-wallets, mobile-wallets, cash card, payment gateways services, prepaid and postpaid payment instruments payment systems including open/ closed/ semi-closed systems payment instruments, in India and abroad including all kinds of payment services in any manner whatsoever.</i></p> <p><i>To provide services, management and consultancy in the field of prepaid and postpaid payment instruments services, electronic and virtual payment systems, transaction processing, and to act as dealers distributors, agents, representative of Indian and foreign concerns/ persons operating in the line of prepaid, postpaid and other payment system services, and allied activities related thereto.”</i></p>
November 16, 2015	<p>Clause III (A) of the Memorandum of Association comprising the objects clause was amended pursuant to resolution dated November 16, 2015 adopted by the Shareholders to include:</p> <p><i>“To operate as a bill payment gateway/bill payment system service provider in accordance with applicable law including, inter alia, as a Bharat Bill Payment Operating Unit (BBPOU) under the Bharat Bill Payment System (BBPS) guidelines to provide bill payment services for utility bills, school/university fees, municipal taxes and for other services as may be notified by the relevant authority from time to time”</i></p>
September 2, 2016	<p>Clause III (A) of the Memorandum of Association comprising the objects clause was amended pursuant to resolution dated September 2, 2016 adopted by the Shareholders to include:</p> <p><i>“a) To carry on the business of distribution of all types of loan products, provide information on credit worthiness, screening borrowers, underwriting borrowings, lending and guarantying recovery of loan.</i></p> <p><i>b) To carry on the business of soliciting or procuring insurance business as an insurance intermediary.</i></p> <p><i>c) To render services as brokers, commission agents, to carry on the business of retail and institutional distribution of the schemes of the Mutual Funds or any other financial products issued by Banks, Mutual Funds or any other financial intermediary.”</i></p>
January 11, 2017	<p>Clause III (A) of the Memorandum of Association comprising the objects clause was amended pursuant to resolution dated January 11, 2017 adopted by the Shareholders to include:</p> <p><i>“To carry on the business of travel agency and act as package tour operators, daily passenger service operators, tour operators, travel agents, ship booking agents, railway ticket booking agents, airlines ticket booking agents, carrier service agents, courier service agents etc. and to facilitate traveling and to provide for tourists and travelers, the provision of convenience of all kinds in the way of through tickets, sleeper cars, or berths, reserved places, hotel, motel, restaurant and lodging, accommodation guidance, safe deposits, enquiry bureaus, libraries, reading rooms, baggage transport, money exchanges, travel insurance provider and other allied services. To provide web-based services in relation to travel bookings, packages bookings and to provide other allied services through website, WAP site or mobile applications”</i></p>
October 25, 2017	<p>Clause III (A) of the Memorandum of Association comprising the objects clause was amended pursuant to resolution dated October 25, 2017 adopted by the Shareholders to include:</p> <p><i>“To lend and advance money or give credit on any terms or mode and with or without security to any individual, firm, body corporate or any other entity, to enter into guarantees and suretyship of all kinds, to receive money on deposits or loan upon any terms, and to</i></p>

*secure or guarantee in any manner and upon any terms the payment of any sum of money or the performance of any obligation by any person, firm or company, in furtherance of the main business objects of the company, subject to compliance with all applicable laws.”*

June 2, 2018	Pursuant to the amendment in the Clause V of our Memorandum of Association, the authorized share capital of our Company, ₹1,041,066,000, divided into 56,100,000 equity shares of ₹10 each and 2,759,000 preference shares of ₹174 each, was reclassified as ₹1,041,066,000 divided into 104,106,600 equity shares of ₹10 each by reclassifying 2,759,000 preference shares of ₹174 each to 48,006,600 equity shares of ₹10 each.
June 30, 2021	Pursuant to the amendment in the Clause V of our Memorandum of Association, the authorized share capital of our Company of ₹1,041,066,000 divided into 104,106,600 equity shares of ₹10 each was sub-divided into ₹1,041,066,000 divided into 1,041,066,000 Equity Shares of ₹1 each.

## Major events and milestones of our Company

The table below sets forth some of the key events in the history of our Company:

Calendar Year	Events
2009	Launch of Paytm, a payment service which allowed prepaid users to top up their mobile accounts, and also shop directly using their bank accounts or credit cards
2012	Launch of payment gateway
2013	Receipt of RBI license for semi-closed wallet
2014	Launch of Paytm wallet app for iOS and Android
2017	Issuance of license to Paytm Payments Bank Limited by the Reserve Bank of India to carry on ‘payments bank’ business in India pursuant to the Banking Regulation Act, 1949
2017	Launch of Paytm FASTag by Paytm Payments Bank across India
2019	Issuance of certificate of registration to Paytm Money Limited by SEBI to act as a ‘stock broker’ pursuant to the SEBI (Stock Brokers) Regulations, 1992
2020	Issuance of certificate of registration to Paytm Insurance Broking Limited by IRDAI to act as a ‘direct broker (life and general)’ pursuant to the IRDAI (Insurance Brokers) Regulations, 2018
2020	Launch of our mini-app store to support Indian developers

## Awards and Accreditations

Calendar Year	Details
2021	Awarded "Excellence in Payments (Issuer) category" for Paytm Payments Bank Limited's FASTags at 2 <sup>nd</sup> edition of ASSOCHAM's Annual FinTech & Digital Payments, 2021 event
2021	Awarded 'Best FinTech Growth Story' award at 'India Digital Awards' conducted by Internet and Mobile Association of India
2021	Our Subsidiary, Paytm Money Limited, was awarded for 'trading tech' at BW Disrupt TechTors Summit & Awards
2020	Our Group Company, Paytm Payments Bank Limited, was awarded 'ETBFSI Excellence Award' for the 'Best Digital Bank of the Year' category by ETBFSI.com
2020	Our Subsidiary, Paytm Money Limited, was awarded the 'excellence in payment' award by India FinTech Forum at India FinTech Awards, 2020
2019	Our Group Company, Paytm Payments Bank Limited, was awarded 'Finacle Client Innovation Award, 2019' for the 'product innovation' category by Infosys Finacle
2019	Mr. Vijay Shekhar Sharma was awarded as one of the business leaders of the year by Horasis and KPMG
2018	Awarded 'best online commercial' award at Drivers of Digital Awards and Summit, 2018
2018	Mr. Vijay Shekhar Sharma was awarded the 'Entrepreneur of the Year' award at AIMA Managing India Awards, 2018 by All India Management Association
2018	Awarded under the 'mobile payment product' category for digital payment facilitators at the 12 <sup>th</sup> India Digital Summit organised by Internet and Mobile Association of India
2017	Mr. Vijay Shekhar Sharma was named in the '2017 Time 100', the list of 'hundred most influential people in the world' by TIME
2016	Awarded under the 'impact' category at Future of Fintech Awards by Financial Times
2015	Awarded the 'Disruptive Digital Innovator' award at Digitizing India Awards, 2015
2015	Awarded the 'Most Innovative Company of the Year' award at Business Standard Annual Awards, 2014

### Significant financial and strategic partnerships

As of the date of this Prospectus, our Company does not have any significant financial or strategic partnerships.

### Time/cost overrun

There has been no time or cost over-run in respect of our business operations.

### Launch of key products or services, entry into new geographies or exit from existing markets

For details of key products or services launched by our Company, entry into new geographies or exit from existing markets, see “*Our Business*” on page 166.

### Defaults or rescheduling/ restructuring of borrowings with financial institutions/ banks

There have been no instances of rescheduling/ restructuring of borrowings with financial institutions/ banks in respect of our current borrowings from lenders.

### Shareholders’ agreements

*Shareholders’ agreement dated November 17, 2019 executed by and among our Company, Mr. Vijay Shekhar Sharma (“Founder”), Alibaba.com Singapore E-Commerce Private Limited (“Alibaba”), Alipay Singapore E-Commerce Private Limited, SVF India Holdings (Cayman) Limited and SVF Panther (Cayman) Limited (collectively, “SVF”), SAIF Partners India IV Limited, Elevation Capital V Limited (formerly known as SAIF Partners India V Limited), Elevation Capital V FII Holdings Limited (formerly known as SAIF India V FII Holdings Limited) (collectively, “Elevation Capital”), SAIF III Mauritius Company Limited (“SAIF”) and BH International Holdings (“Berkshire Hathaway, and such agreement referred to as, the “SHA”), the amendment and supplemental agreements thereto, each dated November 18, 2019, in respect of each of (i) T. Rowe Price Growth Stock Fund, Inc, T. Rowe Price Growth Stock Trust, T. Rowe Price Communications & Technology Fund, Inc., T. Rowe Price Global Technology Fund, Inc., T. Rowe Price Global Growth Stock Fund, T. Rowe Price Global Growth Equity Trust, T. Rowe Price Global Equity Fund and T. Rowe Price Global Growth Equity Pool (collectively, “T Rowe”), (ii) Hana Investment Company W.L.L., (iii) SFSPVI Ltd., (iv) Ventura Capital GP Limited, (v) Samba Financial Group, (vi) K2 VC I LLC, (vii) K2 VC LLC, and (viii) DG PTM LP (each of (i) to (viii), and the deed of accession thereto dated January 8, 2020 executed by Antfin (Netherlands) Holding B.V. (“API”) (Alibaba, API, SVF, Elevation Capital and Berkshire Hathaway collectively referred to as, the “Investors”, and along with the Company and the Investors, collectively, the “Parties”); read with an Amendment Agreement dated June 15, 2021 (“Amendment Agreement”) and the second amendment agreement dated October 24, 2021 executed among our Company, the Investors and T Rowe (“Second Amendment Agreement”)*

The Founder and each of Alibaba, Alipay Singapore E-Commerce Private Limited (which was replaced by API pursuant to a transfer of shares on January 8, 2020), SVF, Elevation Capital, SAIF and Berkshire Hathaway have entered into the SHA to govern their mutual rights and obligations in relation to our Company, and certain Parties have executed amendment and supplemental agreements to the SHA. Pursuant to the terms of the SHA, read with the Amendment Agreement, (a) so long as the Founder either (x) directly or indirectly holds at least 3,100,000 equity shares of face value ₹10 each on a fully diluted basis (which shall in no event be less than 2.5% of the issued and subscribed share capital of the Company on a fully diluted basis), or (y) continues to hold an executive position in the Company (“**Founder Director Threshold**”), the Founder shall be entitled to nominate one Director on the Board (the “**Founder Director**”), provided that if the Founder fails to meet either (but not both) of the conditions of the Founder Director Threshold at any time, the Founder himself shall be the Founder Director and shall not be entitled to nominate anybody else as the Founder Director; provided, further that when the Founder fails to meet both the conditions contained in the Founder Director Threshold, then he shall not be entitled to have himself or anyone else nominated as the Founder Director; and (b) so long as each of (i) API, (ii) SVF and/or (iii) SAIF and Elevation Capital, (jointly and not individually, in the case of SAIF and Elevation Capital), respectively hold at least 10% of the Equity Shares (“**Shareholder Director Threshold**”) on a fully diluted basis, each of (i) API, (ii) SVF and/or (iii) SAIF and Elevation Capital, (jointly and not individually, in the case of SAIF and Elevation Capital), shall respectively and separately be entitled to nominate a Director on the Board. If any of (i) API, (ii) SVF and/or (iii) SAIF and Elevation Capital (jointly and not individually, in the case of SAIF and Elevation Capital) fail to meet the Shareholder Director Threshold, then it shall not impact the right to nominate Directors on the Board of others who continue to meet or exceed the Shareholder Director Threshold.

Further, the SHA provides certain information and inspection rights to, among others, the Investors, including the right to inspect unaudited books of accounts, draft business plans and other information which may be reasonably requested by certain Investors. The Founder, the Investors and other series G investors have also agreed to be subject to certain restrictions and obligations in relation to certain proposed transfers of shareholding, including providing *inter se* rights of first offer, rights of co-sale in certain transfers and drag along rights. Pursuant to the Amendment Agreement, the Shareholders have waived or suitably amended such *inter se* rights, to the extent relevant and required in respect of the Offer.

Further to the provisions of the SHA, our Company is required to indemnify the Investors, and their respective affiliates and controlling persons, shareholders, directors, officers and employees, against any loss, claim, damage, liability, cost or expense arising out of misstatements and omissions of the Company in an offering document or preliminary offer document, and violations of applicable securities laws by the Company or any other error or omission of the Company in connection with a public offering hereunder.

In accordance with the terms of the SHA, certain matters have been identified which require the affirmative vote or prior written consent of the nominee directors of API, SVF, SAIF and Elevation Capital, collectively and the Founder, and a representative of Alibaba, including any increase, reduction, sub-division, reorganization, reclassification of the authorized, issued, or paid-up share capital of the Company or its subsidiaries, any merger, acquisition, consolidation, reorganization, amalgamation or other business combination involving any group company, any change in the size of the board of directors of our Company or its subsidiaries, and transaction or agreement, or any amendment, supplement, waiver or extension of any such transaction or agreement, with a related party. The SHA also identifies certain items that are required to be validly passed by a simple majority of the Board of Directors, including any change in the statutory auditors of the Company or its subsidiaries, the creation or operation of any subsidiary, investment vehicle or other controlled entity, or any entity which contains 'Paytm' or 'One97' in its corporate name, or the entering into of any joint ventures with third parties, incurrence by the Company or its subsidiaries of any absolute or contingent indebtedness, or any assumption or guarantee by the Company or its subsidiaries of any liability owing to a third party, in each case, exceeding ₹ 500,000,000 in aggregate for such entity, and any inter-company financial transactions and/ or investments by the Company or its subsidiaries in any other consolidated entity greater than ₹ 100,000,000 per annum.

The SHA shall terminate upon the consummation of an initial public offering of the Equity shares on stock exchanges in India ("IPO") and the special rights therein shall also stand terminated with immediate effect, except for certain clauses relating to indemnification, confidentiality, governing law and dispute resolution that will continue to survive such termination. Certain shareholders of our Company have also agreed to an arrangement, as specified in the Articles of Association, wherein they will not sell their equity shareholding in our Company to certain competitors subject to the exceptions specified therein for a period of five years from the adoption of the Articles of Association.

The Amendment Agreement shall stand automatically terminated and each of the waivers provided thereunder shall be automatically rescinded and revoked (and shall have no force and effect) without any further action or deed required on the part of any Party, upon the earlier of the following dates: (i) September 30, 2022 or such other cut-off date for the closing of the IPO as may be mutually agreed in writing among the parties to the Amendment Agreement; (ii) the date on which the Board decides not to undertake the IPO; and (iii) 60 business days from the date on which the Shareholders adopt the revised Articles of Association (reflecting the changes pursuant to the Amendment Agreement), if the Company does not file a draft red herring prospectus (or equivalent offering documents) in relation to the IPO.

In terms of Part A of the Articles of Association (which will be effective from the commencement of listing and trading of the Equity Shares of our Company on the stock exchanges), after the closing of the Offer (i.e. listing of the Equity Shares on the BSE and/or NSE), subject to applicable laws and only by the approval of the Shareholders by way of a special resolution in the first general meeting convened after the closing of the IPO (a) so long as the Founder meets the Founder Director Threshold, the Founder shall be entitled to nominate the Founder Director, provided that if the Founder fails to meet either (but not both) of the conditions of the Founder Director Threshold at any time, the Founder himself shall be the Founder Director and shall not be entitled to nominate anybody else as the Founder Director; provided, further that when the Founder fails to meet both the conditions contained in the Founder Director Threshold, then he shall not be entitled to have himself or anyone else nominated as the Founder Director and (b) so long as each of (i) API, (ii) SVF and/or (iii) SAIF and Elevation Capital (jointly and not individually, in the case of SAIF and Elevation Capital), respectively hold at least 10% of the Equity Shares ("**Shareholder Director Threshold**") on a fully diluted basis, each of (i) API (ii) SVF and/or (iii) SAIF and Elevation Capital (jointly and not individually, in the case of SAIF and Elevation Capital), shall respectively and

separately be entitled to nominate a Director each on the Board. If any of (i) API, (ii) SVF and/or (iii) SAIF and Elevation Capital (jointly and not individually, in the case of SAIF and Elevation Capital), fail to meet the Shareholder Director Threshold, then it shall not impact the right to nominate Director on the Board of others who continue to meet or exceed the Shareholder Director Threshold.

***Shareholders agreement dated November 4, 2016 (“PPBL SHA”) executed by and among our Company, One 97 Communications India Limited (“OCIL”) (Our Company, OCIL and their affiliates are collectively referred to as the “OCL Group”), Mr. Vijay Shekhar Sharma and Paytm Payments Bank Limited (“PPBL”); Share subscription agreement dated November 4, 2016 executed by and among our Company, OCIL, PPBL and Mr. Vijay Shekhar Sharma***

PPBL was incorporated in 2016 with 49% of its stake being held by our Company (together with our wholly owned subsidiary, One97 Communication India Limited) and 51% of its stake being held by Mr. Vijay Shekhar Sharma. The PPBL SHA has been executed between our Company, OCIL, Mr. Vijay Shekhar Sharma and PPBL in order to record the rights and obligations of the parties in relation to the management and functioning of PPBL. Our Company has the right to nominate two directors on the board of PPBL, not liable to retire by rotation. Further, in accordance with the terms of the PPBL, our Company has a call option right on the shares of PPBL held by Mr. Vijay Shekhar Sharma, subject to him holding at least 40% of the share capital of PPBL during the lock-in period, as prescribed under the PPBL SHA, or such other period as may be prescribed under the applicable law. The call option is subject to various legal considerations such as mandatory lock in of shares of the promoter of a payments bank under applicable law and applicable foreign direct investment guidelines. Further, in terms of the PPBL SHA, the OCL Group shall provide PPBL with access to its mobile/website interface such that PPBL is not required to have a separate interface and access to all of PPBL’s products and services is provided to each customer through the “*paytm*” application. Pursuant to the terms of the PPBL SHA, any further issuance of PPBL’s shares shall first be made on a rights issue basis to the existing shareholders of PPBL, on a proportionate basis.

***Shareholders agreement dated July 25, 2017 (“Mobiquest SHA”) executed by and among our Company, Mobiquest Mobile Technologies Private Limited (“Mobiquest”), Mr Vineet Narang and Ms. Sabina Kamal (“Mobiquest Founders”), and Mr. Anoop Shrivastava, Mr. Chandra Shekhar and Mr. K.C. Narang (“Mobiquest Minority Shareholders”) (Our Company, Mobiquest Founders and Mobiquest Minority Shareholders are collectively referred to as the “Mobiquest Shareholders”); Share subscription agreement dated July 25, 2017 executed by and among our Company, Mobiquest and Mobiquest Founders; and share subscription agreement dated April 4, 2020 executed by and among our Company, Mobiquest and Mobiquest Founders***

In accordance with the terms of the Mobiquest SHA, Mobiquest Founders, our Company and Existing Mobiquest Shareholders of Mobiquest have certain mutual rights and obligations. These include, the right to nominate on the board of Mobiquest (a) three directors by our Company, not liable to retire by rotation; (b) two directors by the Mobiquest Founders, subject to their shareholding on a fully diluted basis being more than 20% of the share capital of Mobiquest. Our Company is entitled to the right of first refusal in relation to a proposed transfer of shares by the other shareholders, in addition to being entitled to drag along rights if it decides to sell its shares to a third party. Further, the Existing Mobiquest Shareholders and Mobiquest Founders are entitled to tag along rights in relation to a proposed transfer of shares by our Company, subject to certain conditions. Additionally, without the prior written consent of our Company, no shares held in Mobiquest by any other shareholder, can be transferred to a competitor of our Company.

The Mobiquest SHA stipulates certain restrictive covenants applicable to the Mobiquest Founders, Mobiquest Minority Shareholders and certain shareholders of Mobiquest (“**Existing Mobiquest Shareholders**”) (collectively, the “**Restricted Parties**”). These include, among others, restriction on the Restricted Parties to engage in any of the restricted activities contemplated under the Mobiquest SHA, such as carrying on or negotiating with any person for establishing another entity to carry on the same business as that of Mobiquest, without prior consent of our Company, within five years from the date of Restricted Parties ceasing to be the shareholders of Mobiquest.

***Shareholders’ agreement dated November 30, 2017 (“Little India SHA”) executed by and among our Company, Sequoia NBY Investment Holdings (“Sequoia”), Groupon Holdings B.V. (“Groupon”), Gamnat Pte. Ltd. (“GIC”), Nearbuy Pte. Ltd. (“Nearbuy Singapore”), Little Internet Singapore Pte. Ltd. (“Little Singapore”), Nearbuy India Private Limited (“Nearbuy India”), Little Internet Private Limited (“Little India”), Mr. Ankur Warikoo, Mr. Ravi Shankar L. and Mr. Snehesh Mitra (collectively, “NBI Founders”) and others; and Share***



***subscription agreement dated November 30, 2017, executed by and among our Company, Little Singapore, Little India, Mr. Manish Chopra and Mr. Satish Mani***

The Little India SHA has been executed in order to record the rights and obligations of the parties in relation to the management and functioning of Little India. Our Company has a right to nominate four directors on the board of Little India pursuant to the Little India SHA, who shall not be liable to retire by rotation. In accordance with the terms of the Little India SHA, the parties have certain mutual rights and obligations, including the right of first refusal and drag along rights held by our Company and tag along rights held by Sequoia and Groupon in relation to a proposed transfer of shares by the other shareholders. Further, the Little India SHA stipulates certain restrictive covenants on the parties in relation to their activities involving, among others, investment in or establishment of an entity which on in India, a business which is similar to that of Little India (“**Competing Investments**”). Subject to the terms of the Little India SHA, Nearbuy Singapore, Sequoia, Groupon and NBI Founders shall not indulge in Competing Investments without prior written consent of our Company. Further, the Little India SHA stipulates that if our Company engages in any Competing Investment, it shall ensure that the director(s) nominated by our Company on Little India’s board, and the authorised representatives of our Company at Little India’s shareholders’ meetings are distinct from the director(s) and authorised representative nominated by our Company in the competing entity’s (provided however, that, the aforesaid restrictions in relation to appointment of directors shall not be applicable to: (a) any existing Competing Investments held by our Company; and (b) any competing activity undertaken directly by our Company at any point in time).

***Stock acquisition rights subscription agreement dated September 23, 2020 entered into between our Company, Paypay Corporation and One97 Communications Singapore Private Limited***

PayPay Corporation (“**PayPay**”), incorporated under the laws of Japan in 2018, provides payments and related financial services licensed or registered under the regulations in Japan. One 97 Communications Limited and One 97 Communications Singapore Private Limited are parties to certain agreements with PayPay, Softbank Corp., Softbank Group Corp. and Yahoo Japan Corporation, under which technology services have been provided by our Company and through our Subsidiaries including One 97 Communications Singapore Private Limited. In lieu of these services, One 97 Communications Singapore Private Limited, a direct wholly owned Subsidiary of our Company, has acquired stock acquisition rights, which in aggregate will be convertible into 159,012 common shares in PayPay, at a certain price (which as of March 31, 2021 amounts to 7.2% of PayPay on a fully diluted basis).

**Key terms of other subsisting material agreements**

Except as disclosed in “– **Shareholders’ agreements**” on page 222 and below, our Company has not entered into any subsisting material agreements other than in the ordinary course of business of our Company.

***Joint venture agreement dated July 24, 2017 (“JVA”) executed by and among our Company, AGTech Media Holdings Limited (“Agtech”) and AGTech Holdings Limited (“AGL”) (the “Joint Venture Agreement”)***

The Joint Venture Agreement was entered into among our Company, Agtech and AGL, in order to set up Paytm First Games Private Limited (“**Paytm First Games**”), for the purpose of developing, enhancing and operating a platform through a user interface, allowing users to participate and play various games. Our Company, through its wholly-owned Subsidiary, Paytm Entertainment Limited (“**PEL**”), holds 55% of the shareholding in Paytm First Games, while the remaining 45% is held by Agtech. The Joint Venture Agreement contains provisions in relation to the functioning of Paytm First Games, including, among other things, its nature of business, conduct of board and shareholders’ meetings, and composition of the board. PEL has the right to appoint three out of five directors on the board of Paytm First Games. Our Company and PEL are governed by the non-compete clauses of the Joint Venture Agreement which prohibit us and our subsidiaries from, among other things, investing or participating in any business which is similar to that of Paytm First Games. Our Company is the exclusive payments aggregator for facilitating digital payments transactions and receiving electronic payments from customers of Paytm First Games so long as our Company holds more than 26% of the shareholding of Paytm First Games on a fully diluted basis.

***Shareholders’ agreement dated August 2, 2021, amongst, our Company, Mr. Vijay Shekhar Sharma, VSS Holdings Private Limited and Paytm Insuretech Private Limited (“PIT SHA”)***

We have entered into the PIT SHA with our associate company, Paytm Insuretech Private Limited (previously known as QORQL private limited) (“**PIT**”). In accordance with the terms of the PIT SHA, our Company has a

call option right on the shares of PIT held by each of Mr. Vijay Shekhar Sharma and VSS Holdings Private Limited, and such right shall subsist until such time that Mr. Vijay Shekhar Sharma and VSS Holdings Private Limited cease to hold any equity shares in PIT.

***Disclosures in relation to investments to be made in Raheja QBE General Insurance Company Limited (“RQBE”)***

Our associate company, Paytm Insuretech Private Limited (previously known as QORQL Private Limited) (“PIT”), entered into a share purchase agreement in July 2020 to acquire 100% of RQBE (“RQBE Transaction”). Pursuant to a securities subscription agreement dated October 15, 2021, executed by and among, PIT, Mr. Vijay Shekhar Sharma, VSS Holdings Private Limited (“VSS Holdco”), VSS Networks Private Limited (“VSS Networks”), the Company and Swiss Re Principal Investments Company Asia Pte. Ltd. (“Swiss Re”, the agreement referred to as “PIT SSA”), it is proposed that Swiss Re will invest (by way of equity shares and compulsorily convertible preference shares) up to approximately ₹ 9,200 million (₹ 3,973 million upfront, and the remaining in tranches, subject to fulfilment of certain milestones) in PIT for an aggregate stake of 23% on a fully diluted basis. Further, VSS Holdco and VSS Networks, companies which are 100% owned by Mr. Vijay Shekhar Sharma, will invest an additional ₹7,427 million, and will increase their shareholding from their current shareholding of 33.75% (post the last round of funding in PIT in August 2021) to 54.48% stake in PIT (on fully diluted basis), post this infusion. The fully diluted shareholding in PIT of Mr. Vijay Shekhar Sharma and our Company will become 11.49% and 11.03%, respectively, post the proposed subscriptions. The amount of purchase consideration remains subject to adjustments, depending on the timing of the closing of the transaction.

In accordance with the terms of the PIT SHA, our Company has a call option on the shares of PIT held by Mr. Vijay Shekhar Sharma, VSS Holdco and VSS Networks. Such right shall subsist until such time that all of them cease to hold any equity shares in PIT, and can be exercised subject to regulatory approvals.

Under the terms of the PIT SSA, the above mentioned funds will be used for the purpose of investing in PIT (which in turn will use these funds for acquisition of RQBE shares and other general corporate purposes). The parties have agreed to enter into certain distribution contracts in relation to distribution of non-life insurance products on consummation of this transaction.

VSS Holdco's, VSS Networks' and Swiss Re's respective investments in PIT, the overall RQBE Transaction, and the proposed structure, remains subject to regulatory approvals.

***Details regarding material acquisitions or divestments of business/undertakings, mergers, amalgamation, any revaluation of assets, etc. in the last 10 years***

Except as disclosed above under “– *Shareholders' agreements*” on page 222, and below, our Company has not made any material acquisitions or divestments of business/undertakings, mergers, amalgamation, any revaluation of assets, etc. in the last 10 years.

***Business Transfer Agreement between our Company and Paytm E-Commerce Private Limited (“PEPL”) dated February 6, 2017 (“Paytm E-Commerce BTA”)***

Pursuant to the Paytm E-Commerce BTA, our Company has transferred to PEPL its business of operating an e-commerce marketplace on www.paytm.com and the mobile application through which our Company runs the marketplace, by way of a slump sale. Pursuant to the slump sale of the online marketplace business, our Company has transferred all of the assets, contracts, employees and liabilities of the online marketplace.

***Business Transfer Agreement between our Company and Acumen Game Entertainment Private Limited (“Acumen Games”)( now Paytm First Games Private Limited) dated May 3, 2018 (“Acumen Games BTA”)***

Pursuant to the Acumen Games BTA, our Company has transferred to Acumen Games its online gaming business run on the platform gamepind.com and the mobile application through which our Company runs the platform by way of a slump sale. Pursuant to the slump sale of its online gaming business, our Company has transferred all of the attendant assets, contracts, employees and liabilities of the online gaming business.

***Business Transfer Agreement between our Company and Paytm Payments Services Limited (“PPSL”) dated and with effect from September 1, 2021 (“PPSL BTA”)***

Pursuant to the PPSL BTA, our Company has transferred its business of online payments aggregator services to PPSL, our wholly owned subsidiary, by way of a slump sale as a going concern. Pursuant to the slump sale of the business of online payments aggregator services undertaken by our Company, our Company has transferred all of the assets, contracts, employees and liabilities of this business to PPSL.

### **Agreements with Key Managerial Personnel, Director or any other employee**

There are no agreements entered into by our Key Managerial Personnel or Director or any other employee of our Company, either by themselves or on behalf of any other person, with any shareholder or any other third party with regard to compensation or profit sharing in connection with dealings in the securities of our Company.

### **Holding company**

As of the date of this Prospectus, our Company does not have a holding company.

### **Our Subsidiaries**

As on the date of this Prospectus, our Company has 32 Subsidiaries, of which there are 15 Indian subsidiaries and 17 foreign subsidiaries, as set forth below.

#### **Indian subsidiaries**

##### ***1. Fincollect Services Private Limited***

###### *Corporate Information*

Fincollect Services Private Limited was incorporated under the Companies Act, 2013 on August 14, 2019 as a private limited company. The principal business of Fincollect Services Private Limited is, amongst others, the business of debt recovery, acting as collection agents, and providing marketing support, identity verification, security checks and background information processes.

###### *Capital Structure*

As on the date of this Prospectus, the authorized share capital of Fincollect Services Private Limited is ₹1,000,000 divided into 100,000 equity shares of ₹10 each.

The issued, subscribed and paid-up capital of Fincollect Services Private Limited is ₹ 1,000,000 divided into 100,000 equity shares of ₹ 10 each. Our Subsidiary, Urja Money Private Limited, holds 99.99% of Fincollect Services Private Limited's shareholding.

###### *Amount of accumulated profits or losses*

As on the date of this Prospectus, there are no accumulated profits or losses of Fincollect Services Private Limited not accounted for by our Company.

##### ***2. Little Internet Private Limited***

###### *Corporate Information*

Little Internet Private Limited was incorporated under the Companies Act, 2013 on May 12, 2015 as a private limited company. It is currently not engaged in any active business.

###### *Capital Structure*

As on the date of this Prospectus, the authorized share capital of Little Internet Private Limited is ₹ 226,100,000 divided into 22,610,000 equity shares of ₹ 10 each.

The issued, subscribed and paid-up capital of Little Internet Private Limited is ₹223,833,960 divided into 22,383,396 equity shares of ₹10 each. Our Company holds 13,997,263 equity shares of ₹10 each aggregating to 62.53% of the total shareholding of Little Internet Private Limited.

Shareholders holding 1% or more of the paid-up share capital of Little Internet Private Limited are as follows –

Name of Shareholder	Number of Shares held	Percentage of Shares held
One97 Communications Limited	13,997,263	62.53%
Nearbuy Pte. Ltd.	8,386,133	37.47%

*Amount of accumulated profits or losses*

As on the date of this Prospectus, there are no accumulated profits or losses of Little Internet Private Limited not accounted for by our Company.

### **3. Mobiquet Mobile Technologies Private Limited**

*Corporate Information*

Mobiquet Mobile Technologies Private Limited was incorporated under the Companies Act, 1956 on February 5, 2007 as “999 Adsonline Private Limited”, a private limited company. The name of the company was changed to “Mobiquet Mobile Technologies Private Limited” pursuant to a fresh certificate of incorporation dated July 11, 2008 issued by the Registrar of Companies, NCT of Delhi and Haryana. The principal business of Mobiquet Mobile Technologies Private Limited is ,amongst others, to act as a mobile enterprise platform company by using the software as a service model to provide customers with mobile based enterprise business automation applications.

*Capital Structure*

As on the date of this Prospectus, the authorized share capital of Mobiquet Mobile Technologies Private Limited is ₹4,000,000 divided into 350,000 equity shares of ₹ 10 each and 50,000 preference shares of ₹ 10 each.

The issued, subscribed and paid-up capital of Mobiquet Mobile Technologies Private Limited is ₹ 3,611,820 divided into 312,299 equity shares of ₹ 10 each and 48,883 preference shares of ₹ 10 each. Our Company holds 201,634 equity shares of ₹ 10 each and 35,710 preference shares of ₹ 10 each aggregating to 65.71% of the total shareholding of Mobiquet Mobile Technologies Private Limited.

Shareholders holding 1% or more of the paid-up share capital of Mobiquet Mobile Technologies Private Limited are as follows –

Name of Shareholder	Equity Shares	Preference Shares	Percentage
One 97 Communications Limited	201,634	35,710	65.71%
Vineet Narang	56,718	-	15.70%
Sabina Kamal	33,000	-	9.14%
Chandra Shekhar	10,141	-	2.81%
Anoop Srivastava	10,141	-	2.81%
Irfan Furniturewala	150	4,313	1.24%

*Amount of accumulated profits or losses*

As on the date of this Prospectus, there are no accumulated profits or losses of Mobiquet Mobile Technologies Private Limited not accounted for by our Company.

### **4. Nearbuy India Private Limited**

*Corporate Information*

Nearbuy India Private Limited was incorporated under the Companies Act, 1956 on May 4, 2010 as “Friday Media Private Limited”, a private limited company. The name of the company was changed to “Groupon India Private Limited” pursuant to a fresh certificate of incorporation dated June 6, 2012 issued by the Registrar of Companies, NCT of Delhi and Haryana which was subsequently changed to “Nearbuy India Private Limited” pursuant to a fresh certificate of incorporation dated December 20, 2016 issued by the Registrar of Companies, NCT of Delhi

and Haryana. The principal business of Nearbuy India Private Limited is, amongst others, to act as an online marketplace operating primarily in sectors such as food and beverage, spa and salon, local retail/gift cards and it helps connect the merchants in these sectors by selling their curated deals online to the end customers.

#### *Capital Structure*

As on the date of this Prospectus, the authorized share capital of Nearbuy India Private Limited is ₹32,398,130 divided into 3,239,813 equity shares of ₹ 10 each.

The issued, subscribed and paid-up capital of Nearbuy India Private Limited is 9,000,000 divided into 900,000 equity shares of ₹ 10 each. Our Subsidiary, Little Internet Private Limited, along with its nominee, holds 100% beneficial shareholding of Nearbuy India Private Limited.

#### *Amount of accumulated profits or losses*

As on the date of this Prospectus, there are no accumulated profits or losses of Nearbuy India Private Limited not accounted for by our Company.

### **5. One 97 Communications India Limited**

#### *Corporate Information*

One 97 Communications India Limited was incorporated under the Companies Act, 1956 on December 21, 2010 as “Always On Managed Services Limited” a public limited company. The name of the company was changed to “One 97 Communications India Limited” pursuant to a fresh certificate of incorporation dated April 18, 2013 issued by the Registrar of Companies, NCT of Delhi and Haryana. The principal business of One 97 Communications India Limited is, amongst others, providing services using voice and messaging platforms and other ancillary business services to enterprise customers and software development, consultancy services and technical assistance in the field of information technology and telecom.

#### *Capital Structure*

As on the date of this Prospectus, the authorized share capital of One 97 Communications India Limited is ₹1,000,000,000 divided into 100,000,000 equity shares of ₹ 10 each.

The issued, subscribed and paid-up capital of One 97 Communications India Limited is ₹831,500,000 divided into 83,150,000 equity shares of ₹ 10 each. Our Company, along with its nominees, holds the entire shareholding of One 97 Communications India Limited.

#### *Amount of accumulated profits or losses*

As on the date of this Prospectus, there are no accumulated profits or losses of One 97 Communications India Limited not accounted for by our Company.

### **6. Orbgen Technologies Private Limited**

#### *Corporate Information*

Orbgen Technologies Private Limited was incorporated under the Companies Act, 1956 on November 23, 2007 as a private limited company. The principal business of Orbgen Technologies Private Limited is, amongst others, the business of system study, design and development of system software, application software, manpower support services for online entertainment ticketing business.

#### *Capital Structure*

As on the date of this Prospectus, the authorized share capital of Orbgen Technologies Private Limited is ₹200,000,000 divided into 3,000,000 equity shares of ₹10 each and 170,000 compulsorily convertible preference shares of ₹ 1,000 each.

The issued, subscribed and paid-up capital of Orbgen Technologies Private Limited is ₹9,748,800 divided into 974,880 equity shares of ₹ 10 each. Our Company, along with its nominees, holds the entire shareholding of Orbgen Technologies Private Limited.

*Amount of accumulated profits or losses*

As on the date of this Prospectus, there are no accumulated profits or losses of Orbgen Technologies Private Limited not accounted for by our Company.

**7. Paytm Entertainment Limited**

*Corporate Information*

Paytm Entertainment Limited was incorporated under the Companies Act, 2013 on July 25, 2017 as a public limited company. The principal business of Paytm Entertainment Limited is, amongst others, business of information technology including providing technical application support services and solutions along with the business of developing, enhancing and operating an online platform through a user interface, allowing users to participate in and play various games.

*Capital Structure*

As on the date of this Prospectus, the authorized share capital of Paytm Entertainment Limited is ₹800,000,000 divided into 80,000,000 equity shares of ₹ 10 each.

The issued, subscribed and paid-up capital of Paytm Entertainment Limited is ₹788,737,550 divided into 78,873,755 equity shares of ₹ 10 each. Our Company, along with its nominees, holds the entire shareholding of Paytm Entertainment Limited.

*Amount of accumulated profits or losses*

As on the date of this Prospectus, there are no accumulated profits or losses of Paytm Entertainment Limited not accounted for by our Company.

**8. Paytm First Games Private Limited\***

*Corporate Information*

Paytm First Games Private Limited was incorporated under the Companies Act, 2013 on November 13, 2017 as “Acumen Game Entertainment Private limited” a private limited company. The name of the company was changed to “Gamepind Entertainment Private Limited” pursuant to a fresh certificate of incorporation dated October 13, 2018 issued by the Registrar of Companies, NCT of Delhi and Haryana, and subsequently to “Paytm First Games Private Limited” pursuant to a fresh certificate of incorporation dated January 10, 2020 issued by the Registrar of Companies, NCT of Delhi and Haryana. The principal business of Paytm First Games Private Limited is, amongst others, developing, enhancing and operating an online platform through a user interface, allowing users to participate in and play various games, including but not limited to games of skill, games of chance, mobile games, lottery games, quizzes, card games and event guessing.

*Capital Structure*

As on the date of this Prospectus, the authorized share capital of Paytm First Games Private Limited is ₹1,250,000,000 divided into 125,000,000 equity shares of ₹ 10 each.

The issued, subscribed and paid-up capital of Paytm First Games Private Limited is ₹1,240,615,550 divided into 124,061,555 equity shares of ₹ 10 each. Our Subsidiary, Paytm Entertainment Limited, along with its nominees, holds 68,233,855 equity shares of ₹10 each aggregating to 55% of the total holding of Paytm First Games Private Limited.

Shareholders holding 1% or more of the paid-up share capital of Paytm First Games Private Limited are as follows

<b>Beneficiary Owner Name(S)</b>	<b>Shares Held</b>	<b>Percentage</b>
Agtech Media Holdings Limited	55,827,700	45.00%

Paytm Entertainment Limited ( <i>along with its nominees</i> )	68,233,855	55.00%
--	------------	--------

*Amount of accumulated profits or losses*

In accordance with applicable accounting standards, Paytm First Games Private Limited has been identified as a joint venture of our Company in the Restated Financial Statements. Accordingly, equity accounting has been followed in the Restated Financial Statements for the investment in Paytm First Games Private Limited. Our Company has recorded a proportionate share of accumulated losses to the extent of the investment made in Paytm First Games Private Limited. Share of losses amounting to ₹ 653 million as on June 30, 2021, which are in excess of the investment made have not been recorded in the Restated Financial Statements since our Company does not have any constructive or legal obligation to make payment on behalf of Paytm First Games Private Limited or its step down subsidiaries.

*\*Note: Paytm First Games Private Limited has been identified as a joint venture of our Company in the Restated Financial Statements, in accordance with the applicable accounting standards. However, pursuant to the definition of "subsidiaries" under the Companies Act, Paytm First Games Private Limited has been identified as a Subsidiary of our Company, as our Company controls more than one-half of the total voting power of Paytm First Games Private Limited.*

**9. Paytm Insurance Broking Private Limited**

*Corporate Information*

Paytm Insurance Broking Private Limited was incorporated under the Companies Act, 2013 on September 28, 2019 as a private limited company. The principal business of Paytm Insurance Broking Private Limited is, amongst others, the business of acting as a direct broker in accordance with the IRDAI (Insurance Brokers) Regulations, 2018, as amended.

*Capital Structure*

As on the date of this Prospectus, the authorized share capital of Paytm Insurance Broking Private Limited is ₹ 750,000,000 divided into 75,000,000 equity shares of ₹ 10 each.

The issued, subscribed and paid-up capital of Paytm Insurance Broking Private Limited is ₹ 750,000,000 divided into 75,000,000 equity shares of ₹ 10 each. Our Company, along with its nominees, holds the entire shareholding of Paytm Insurance Broking Private Limited.

*Amount of accumulated profits or losses*

As on the date of this Prospectus, there are no accumulated profits or losses of Paytm Insurance Broking Private Limited not accounted for by our Company.

**10. Paytm Money Limited**

*Corporate Information*

Paytm Money Limited was incorporated under the Companies Act, 2013 on September 20, 2017 as a public limited company. The principal business of Paytm Money Limited is, amongst others, the business of providing cloud-based mobile first wealth management services, including but not limited to broking/depository operations, distribution of direct schemes of mutual funds and investment in pension products to retail investors in India.

*Capital Structure*

As on the date of this Prospectus, the authorized share capital of Paytm Money Limited is ₹2,850,000,000 divided into 285,000,000 equity shares of ₹ 10 each.

The issued, subscribed and paid-up capital of Paytm Money Limited is ₹ 2,588,700,000 divided into 258,870,000 equity shares of ₹10 each. Our Company, along with its nominees, holds the entire shareholding of Paytm Money Limited.

*Amount of accumulated profits or losses*

As on the date of this Prospectus, there are no accumulated profits or losses of Paytm Money Limited not accounted for by our Company.

### **11. Paytm Payments Services Limited**

#### *Corporate Information*

Paytm Payments Services Limited was incorporated under the Companies Act, 2013 on October 10, 2020 as a public limited company. The principal business of Paytm Payments Services Limited is, amongst others, the business to provide payment aggregator services and payment gateway services in accordance with applicable law, including rules and regulations formulated by the Reserve Bank of India and/ or any other authority in this regard and to develop infrastructure including information technology, handling, facilitating, processing and settlement of transactions, customer grievances and disputes between various parties in accordance with rules notifications, guidelines, circulars and regulations and any other related payment aggregator and payment gateway services.

#### *Capital Structure*

As on the date of this Prospectus, the authorized share capital of Paytm Payments Services Limited is ₹1,000,000,000 divided into 100,000,000 equity shares of ₹ 10 each.

The issued, subscribed and paid-up capital of Paytm Payments Services Limited is ₹ 500,000,000 divided into 50,000,000 equity shares of ₹10 each. Our Company, along with its nominees, holds the entire shareholding of Paytm Payments Services Limited.

#### *Amount of accumulated profits or losses*

As on the date of this Prospectus, there are no accumulated profits or losses of Paytm Payments Services Limited not accounted for by our Company.

### **12. Paytm Services Private Limited**

#### *Corporate Information*

Paytm Services Private Limited was incorporated under the Companies Act, 2013 on June 28, 2016 as “Balance Technology Private Limited”, a private limited company. The name of the company was changed to “Paytm Services Private Limited” pursuant to fresh certificate of incorporation issued dated October 14, 2019. The principal business of Paytm Services Private Limited is, amongst others, to provide manpower hiring, placement, including provision of field executives and other services in connection with human resources and manpower supply in India.

#### *Capital Structure*

As on the date of this Prospectus, the authorized share capital of Paytm Services Private Limited is ₹30,000,000 divided into 3,000,000 equity shares of ₹ 10 each.

The issued, subscribed and paid-up capital of Paytm Services Private Limited is ₹30,000,000 divided into 3,000,000 equity shares of ₹ 10 each. Our Company, along with its nominees, holds the entire shareholding of Paytm Services Private Limited.

#### *Amount of accumulated profits or losses*

As on the date of this Prospectus, there are no accumulated profits or losses of Paytm Services Private Limited not accounted for by our Company.

### **13. Urja Money Private Limited**

#### *Corporate Information*

Urja Money Private Limited was incorporated under the Companies Act, 1956 on October 30, 2012 as a private limited company. The principal business of Urja Money Private Limited is, amongst others, developing software/applications and/or carry on the business of providing financial, investment and lending advisory



services, including but not limited to identifying lending and investment opportunities, conducting analysis and assessment, providing lending and investment recommendations and consultancy service to corporate, institutional, group and individual customers and to provide all ancillary and related service.

#### *Capital Structure*

As on the date of this Prospectus, the authorized share capital of Urja Money Private Limited is ₹110,025,000 divided into 11,000,000 equity shares of ₹ 10 each and 2,500 preference shares of ₹ 10 each.

The issued, subscribed and paid-up capital of Urja Money Private Limited is ₹ 31,156,080 divided into 3,115,608 equity shares of ₹ 10 each. Our Company holds 2,102,245 equity shares of ₹ 10 each aggregating to 67.47% of the total holding of Urja Money Private Limited.

Shareholders holding 1% or more of the paid-up share capital of Urja Money Private Limited are as follows –

<b>Name of Shareholders</b>	<b>Number of shares held in the Company</b>	<b>Percentage</b>
Admirable Software Limited	1,013,363	32.53%
One 97 Communications Limited	2,102,245	67.47%

#### *Amount of accumulated profits or losses*

As on the date of this Prospectus, there are no accumulated profits or losses of Urja Money Private Limited not accounted for by our Company.

### **14. Wasteland Entertainment Private Limited**

#### *Corporate Information*

Wasteland Entertainment Private Limited was incorporated under the Companies Act, 2013 on December 21, 2015 as “Teenage Wasteland Entertainment Private Limited” a private limited company. The name of the company was changed to “Wasteland Entertainment Private Limited” pursuant to fresh certificate of incorporation dated March 9, 2016. The principal business of Wasteland Entertainment Private Limited is, amongst others, the provision of ticketing services to event organizers through theatres and other events, including, among others, cash collections, internet-based ticketing and kiosk ticketing. It operates through an entertainment ticketing website namely, www.insider.in.

#### *Capital Structure*

As on the date of this Prospectus, the authorized share capital of Wasteland Entertainment Private Limited is ₹ 1,000,000 divided into 100,000 equity shares of ₹ 10 each.

The issued, subscribed and paid-up capital of Wasteland Entertainment Private Limited is ₹ 516,730 divided into 51,673 equity shares of ₹ 10 each. Our Company, along with its nominees, holds the entire shareholding of Wasteland Entertainment Private Limited.

#### *Amount of accumulated profits or losses*

As on the date of this Prospectus, there are no accumulated profits or losses of Wasteland Entertainment Private Limited not accounted for by our Company.

### **15. Xceed IT Solutions Private Limited**

#### *Corporate Information*

Xceed IT Solutions Private Limited was incorporated under the Companies Act, 1956 on August 11, 2005 as a private limited company. It is currently not engaged in any active business.

#### *Capital Structure*

As on the date of this Prospectus, the authorized share capital of Xceed IT Solutions Private Limited is ₹ 500,000 divided into 50,000 equity shares of ₹ 10 each.

The issued, subscribed and paid-up capital of Xceed IT Solutions Private Limited is ₹ 500,000 divided into 50,000 equity shares of ₹ 10 each. Our subsidiary, Mobiquest Mobile Technologies Private Limited, along with its nominees, holds the entire shareholding of Xceed IT Solutions Private Limited.

*Amount of accumulated profits or losses*

As on the date of this Prospectus, there are no accumulated profits or losses of Xceed IT Solutions Private Limited not accounted for by our Company.

**Foreign Subsidiaries**

**1. One97 Benin SA**

*Corporate Information*

One97 Benin SA was incorporated under the Organization for the Harmonization of Business Law in Africa on May16, 2014. One97 Benin SA is not engaged in any active business.

*Capital Structure*

As on the date of this Prospectus, the authorized share capital of One97 Benin SA is CFA Franc10,000,000 divided into 100 shares of CFA Franc 100,000 each.

The issued, subscribed and paid-up capital of One97 Benin SA is CFA Franc 10,000,000 divided into 100 shares of CFA Franc 100,000 each. Our Company through its nominees, including our subsidiary, One97 Communications Singapore Private Limited (which holds 97%), holds the entire shareholding of One97 Benin SA.

*Amount of accumulated profits or losses*

As on the date of this Prospectus, there are no accumulated profits or losses of One97 Benin SA not accounted for by our Company.

**2. One97 Communications Bangladesh Pvt. Ltd.**

*Corporate Information*

One97 Communications Bangladesh Pvt. Ltd. was incorporated under the Companies Act of 1994 of Bangladesh on September 2, 2013. The principal business of One97 Communications Bangladesh Pvt. Ltd. is, amongst others, developing and designing software products and services including telecom related software and services.

*Capital Structure*

As on the date of this Prospectus, the authorized share capital of One97 Communications Bangladesh Pvt. Ltd. is BDT 10,000,000 divided into 1,000,000 shares of BDT 10 each.

The issued, subscribed and paid-up capital of One97 Communications Bangladesh Pvt. Ltd. is BDT 5,537,140 divided into 553,714 shares of BDT 10 each. Our Company through its nominees, including our subsidiary, One97 Communications Singapore Private Limited (which holds 69.99% in One97 Communications Bangladesh Pvt. Ltd), holds 70% of One97 Communications Bangladesh Pvt. Ltd.'s shareholding.

Shareholders holding 1% or more of the paid-up share capital of One97 Communications Bangladesh Pvt. Ltd are as follows –

<b>Name Of Shareholders</b>	<b>No. of Shares held</b>	<b>% of holding</b>
One97 Communications Singapore Private Limited	387,524	69.99%
Mhd Showkat Hossain	166,114	30.00%

*Amount of accumulated profits or losses*

As on the date of this Prospectus, there are no accumulated profits or losses of One97 Communications Bangladesh Pvt. Ltd. not accounted for by our Company.

### **3. One97 Communications FZ-LLC**

#### *Corporate Information*

One97 Communications FZ-LLC was incorporated under the Dubai Internet City Free Zone and regulated by Dubai Technology & Media Free Zone Private Companies Regulations 2003 as amended by Dubai Creative Cluster Private Companies Regulations 2016 on December 26, 2010. The principal business of One97 Communications FZ-LLC is, amongst others, providing value added services to the telecom operators through installation of telecom servers and undertaking all such activities as are necessary for such business.

#### *Capital Structure*

As on the date of this Prospectus, the authorized share capital of One97 Communications FZ-LLC is AED 1,500,000 divided into 1,500 shares of AED 1,000 each.

The issued, subscribed and paid-up capital of One97 Communications FZ-LLC AED 1,500,000 divided into 1,500 shares of AED 1,000 each. Our Company holds the entire shareholding of One97 Communications FZ-LLC.

#### *Amount of accumulated profits or losses*

As on the date of this Prospectus, there are no accumulated profits or losses of One97 Communications FZ-LLC not accounted for by our Company.

### **4. One97 Communications Malaysia Sdn. Bhd.**

#### *Corporate Information*

One97 Communications Malaysia Sdn. Bhd. was incorporated under the Companies Act, 1965 of Malaysia on January 9, 2017. The principal business of One97 Communications Malaysia Sdn. Bhd. is, amongst others, of software designing and development, including telecom related software, and provision of internet services and IT enabled services.

#### *Capital Structure*

As on the date of this Prospectus, the authorized share capital of One97 Communications Malaysia Sdn. Bhd. is MYR 400,000 divided into 400,000 shares of MYR 1 each.

The issued, subscribed and paid-up capital of One97 Communications Malaysia Sdn. Bhd. is MYR 100,000 divided into 100,000 shares of MYR 1.00 each. Our Company through our subsidiary, One97 Communications Singapore Private Limited, holds the entire shareholding of One97 Communications Malaysia Sdn. Bhd.

#### *Amount of accumulated profits or losses*

As on the date of this Prospectus, there are no accumulated profits or losses of One97 Communications Malaysia Sdn. Bhd. not accounted for by our Company.

### **5. One97 Communications Nigeria Ltd.**

#### *Corporate Information*

One97 Communications Nigeria Ltd. was incorporated under the Companies and Allied Matters Act, 1990 on July 27, 2010. The principal business of One97 Communications Nigeria Ltd. is, amongst others, providing value added services using voice and messaging platform to telecommunication operators and enterprise customers.

#### *Capital Structure*

As on the date of this Prospectus, the authorized share capital of One97 Communications Nigeria Ltd. is NGN 10,000,000 divided into 10,000,000 shares of NGN 1.00 each.

The issued, subscribed and paid-up capital of One97 Communications Nigeria Ltd. is NGN 10,000,000 divided into 10,000,000 shares of NGN 1.00 each. Our Company, along with its nominees, including shares held through its nominee, holds the entire share capital of One97 Communications Nigeria Ltd.

*Amount of accumulated profits or losses*

As on the date of this Prospectus, there are no accumulated profits or losses of One97 Communications Nigeria Ltd. not accounted for by our Company.

**6. One97 Communications Rwanda Pvt. Ltd.**

*Corporate Information*

One97 Communications Rwanda Pvt. Ltd. was incorporated under the Article 16 of law no. 07/2009 of 27/04/2009 relating to companies on August 28, 2012. It is not engaged in any active business currently.

*Capital Structure*

As on the date of this Prospectus, the authorized share capital of One97 Communications Rwanda Pvt. Ltd. is RWF 145,991,000 divided into 145,991 shares of RWF 1,000 each.

The issued, subscribed and paid-up capital of One97 Communications Rwanda Pvt. Ltd. is RWF 145,991,000 divided into 145,991 shares of RWF 1,000 each. The entire shareholding of One97 Communications Rwanda Pvt. Ltd. is held by our subsidiary, One97 Communications Singapore Private Limited.

*Amount of accumulated profits or losses*

As on the date of this Prospectus, there are no accumulated profits or losses of One97 Communications Rwanda Pvt. Ltd. not accounted for by our Company.

**7. One97 Communications Singapore Private Limited**

*Corporate Information*

One97 Communications Singapore Private Limited was incorporated under the Companies Act, Chapter 50 on May 31, 2011. The principal business of One97 Communications Singapore Private Limited is, amongst others, providing value added services to the telecom operators through installation of telecom servers and undertaking all such activities as are necessary for such business.

*Capital Structure*

As on the date of this Prospectus, the issued, subscribed and paid-up capital of One97 Communications Singapore Private Limited is SGD 9,856,100 divided into 3,356,100 shares of SGD 1 and 2,610,442 shares of SGD 1 each, issued at a premium of SGD 1.49 each. Our Company directly holds 56.25% of the total holding of One97 Communications Singapore Private Limited and 43.75% of the shareholding is held by our subsidiary One97 Communications India Limited.

Shareholders holding 1% or more of the paid-up share capital of One97 Communications Singapore Private Limited are as follows –

<b>Shareholders' Name(S)</b>	<b>Shares Held</b>	<b>Percentage</b>
One 97 Communications Limited	3,356,100	56.25%
One97 Communications India Limited	2,610,442	43.75%

*Amount of accumulated profits or losses*

As on the date of this Prospectus, there are no accumulated profits or losses of One97 Communications Singapore Private Limited not accounted for by our Company.

**8. One97 Communications Tanzania Pvt. Ltd.**

### *Corporate Information*

One97 Communications Tanzania Pvt. Ltd. was incorporated under Companies Act, Chapter 212 R.E. of 2002 on January 10, 2012. The principal business of One97 Communications Tanzania Pvt. Ltd. is, amongst others, providing value added services to the telecom operators through installation of telecom servers and undertaking all such activities as are necessary for such business.

### *Capital Structure*

As on the date of this Prospectus, the authorized share capital of One97 Communications Tanzania Pvt. Ltd. is TZS 1,663,600,000 divided into 16,636 shares of TZS 100,000 each.

The issued, subscribed and paid-up capital of One97 Communications Tanzania Pvt. Ltd. is TZS 1,663,600,000 divided into 16,636 shares of TZS 100,000 each. Our Company through its nominees, including our subsidiary, One97 Communications Singapore Private Limited (which holds 99.99%, along with its nominees) holds the entire shareholding of One97 Communications Tanzania Pvt. Ltd.

### *Amount of accumulated profits or losses*

As on the date of this Prospectus, there are no accumulated profits or losses of One97 Communications Tanzania Pvt. Ltd. not accounted for by our Company.

## **9. One97 Uganda Ltd.**

### *Corporate Information*

One97 Uganda Ltd. was incorporated under the Companies Act, 2012 on October 24, 2013. One97 Uganda Ltd. is engaged in business of providing, developing, designing, importing and exporting software products and services including telecom related software and services.

### *Capital Structure*

As on the date of this Prospectus, the authorized share capital of One97 Uganda Ltd. is UGX 1,332,000,000 divided into 13,320 shares of UGX 100,000 each.

The issued, subscribed and paid-up capital of One97 Uganda Ltd. is UGX 1,332,000,000 divided into 13,320 shares of UGX 100,000 each. Our Company through its nominees, including our subsidiary, One97 Communications Singapore Private Limited (which holds 99.99%) holds the entire shareholding of One97 Uganda Ltd.

### *Amount of accumulated profits or losses*

As on the date of this Prospectus, there are no accumulated profits or losses of One97 Uganda Ltd. not accounted for by our Company.

## **10. One97 Ivory Coast SA**

### *Corporate Information*

One97 Ivory Coast SA was incorporated under Organization for the Harmonization of Business Law in Africa on March 5, 2014. It is not engaged in any active business currently.

### *Capital Structure*

As on the date of this Prospectus, the authorized share capital of One97 Ivory Coast SA is XOF 10,000,000 divided into 100 shares of XOF 100,000 each.

The issued, subscribed and paid-up capital of One97 Ivory Coast SA is XOF 10,000,000 divided into 100 shares of XOF 100,000 each. Our Company through its nominees, including our subsidiary, One97 Communications Singapore Private Limited (which holds 97%) holds the entire shareholding of One97 Ivory Coast SA.

### *Amount of accumulated profits or losses*

As on the date of this Prospectus, there are no accumulated profits or losses of One97 Ivory Coast SA not accounted for by our Company.

### **11. One Nine Seven Communication Nepal Private Limited**

#### *Corporate Information*

One Nine Seven Communication Nepal Private Limited was incorporated under Companies Act, 2063 (2006) on November 20, 2018. The principal business of One Nine Seven Communication Nepal Private Limited is, amongst others, providing software development services.

#### *Capital Structure*

As on the date of this Prospectus, the authorized share capital of One Nine Seven Communication Nepal Private Limited is NPR 5,000,000 divided into 50,000 shares of NPR 100 each.

One Nine Seven Communication Nepal Private Limited is NPR 5,000,000 divided into 50,000 shares of NPR 100 each. The entire shareholding of One Nine Seven Communication Nepal Private Limited is held by our Subsidiary, One97 Communications Singapore Private Limited.

#### *Amount of accumulated profits or losses*

As on the date of this Prospectus, there are no accumulated profits or losses of One Nine Seven Communication Nepal Private Limited not accounted for by our Company.

### **12. One Nine Seven Communications Saudi Arabia for Communication and Information Technology**

#### *Corporate Information*

One Nine Seven Communications Saudi Arabia for Communication and Information Technology was incorporated under Saudi Companies Regulations issued by the Royal Decree No. (M/3) dated 28/1/1437H, and in accordance with the Saudi Foreign Investment Law issued under the Royal Decree No M/1, dated 05/01/1421H on December 25, 2019. The principal business of One Nine Seven Communications Saudi Arabia for Communication and Information Technology is, amongst others, designing and programming special software as authorized by the Ministry of Investment License Commercial Registration and our memorandum of association, including value added services to the telecom operators through installation of telecom servers and undertaking all such activities as are necessary for such business.

#### *Capital Structure*

As on the date of this Prospectus, the issued, subscribed and paid-up capital of One Nine Seven Communications Saudi Arabia for Communication and Information Technology is SAR 550,000 divided into 10 shares of SAR 55,000 each. The entire shareholding of One Nine Seven Communications Saudi Arabia for Communication and Information Technology is held by our Subsidiary, One97 Communications Singapore Private Limited.

#### *Amount of accumulated profits or losses*

As on the date of this Prospectus, there are no accumulated profits or losses of One Nine Seven Communications Saudi Arabia for Communication and Information Technology not accounted for by our Company.

### **13. One Nine Seven Digital Solutions Limited**

#### *Corporate Information*

One Nine Seven Digital Solutions Limited was incorporated under Companies Act, 2015 of Kenya on June 2, 2019. The principal business of One Nine Seven Digital Solutions Limited is, amongst others, providing value added services primarily using voice, messaging and digital services platforms to telecommunication operators and enterprise customers.

#### *Capital Structure*

As on the date of this Prospectus, the authorized share capital of One Nine Seven Digital Solutions Limited is KSH 4,999,900 divided into 49,999 shares of KSH 100 each.

The issued, subscribed and paid-up capital of One Nine Seven Digital Solutions Limited is KSH 4,999,900 divided into 49,999 shares of KSH 100 each. The entire shareholding of One Nine Seven Digital Solutions Limited is held by our Subsidiary, One97 Communications Singapore Private Limited.

*Amount of accumulated profits or losses*

As on the date of this Prospectus, there are no accumulated profits or losses of One Nine Seven Digital Solutions Limited not accounted for by our Company.

**14. One97 USA Inc.**

*Corporate Information*

One97 USA Inc. was incorporated under the Delaware General Corporation Law on November 30, 2011. It is currently not engaged in any active business.

*Capital Structure*

As on the date of this Prospectus, the authorized share capital of One97 USA Inc. is USD 532,000 divided into 532,000 shares of USD 1.00 each.

The issued, subscribed and paid-up capital of One97 USA Inc. is USD 532,000 divided into 532,000 shares of USD 1.00 each. Our Company holds the entire shareholding of One97 USA Inc.

*Amount of accumulated profits or losses*

As on the date of this Prospectus, there are no accumulated profits or losses of One97 USA Inc. not accounted for by our Company.

**15. Paytm First Games Singapore Pte. Ltd.\***

*Corporate Information*

Paytm First Games Singapore Pte. Ltd. was incorporated under the Companies Act Chapter 50 of Singapore on January 2, 2020. The principal business of Paytm First Games Singapore Pte. Ltd. is, amongst others, business of developing, enhancing and operating an online platform through a user interface, allowing users to participate in and play various games, including but not limited to games of skill, mobile games and quizzes.

*Capital Structure*

As on the date of this Prospectus, the issued, subscribed and paid-up capital of Paytm First Games Singapore Pte. Ltd is SGD 720,000 divided into 720,000 shares of SGD 1.00. The entire shareholding is held by our Subsidiary, Paytm First Games Private Limited.

*Amount of accumulated profits or losses*

In accordance with applicable accounting standards, Paytm First Games Singapore Pte. Ltd. has been identified as a joint venture of our Company in the Restated Financial Statements. Accordingly, equity accounting has been followed in the Restated Financial Statements for the investment in Paytm First Games Singapore Pte. Ltd. Our Company has recorded a proportionate share of accumulated losses to the extent of the investment made. Share of losses amounting to ₹17 million as on June 30, 2021, which are in excess of the investment made have not been recorded in the Restated Financial Statements since our Company does not have any constructive or legal obligation to make payment on behalf of Paytm First Games Singapore Pte. Ltd.

*\*Note: Paytm First Games Singapore Pte. Ltd has been identified as a joint venture of our Company in the Restated Financial Statements, in accordance with applicable accounting standards. However, pursuant to the definition of "subsidiaries" under the Companies Act, 2013, Paytm First Games Singapore Pte. Ltd has been identified as a Subsidiary of our Company, as our Company controls more than one-half of the total voting power of Paytm First Games Private Limited, and Paytm First Games Singapore Pte. Ltd is a wholly-owned subsidiary of Paytm First Games Private Limited.*

## 16. Paytm Labs Inc

### Corporate Information

Paytm Labs Inc was incorporated under the Canada Business Corporations Act on June 19, 2013. The principal business of Paytm Labs Inc is, amongst others, research and development analytics of customer data and provision of technical support.

### Capital Structure

As on the date of this Prospectus, the authorized share capital of Paytm Labs Inc is CAD 6,082,082 divided into 6,082,082 shares of CAD 1.00 each.

The issued, subscribed and paid-up capital of Paytm Labs Inc is CAD 6,082,082 divided into 6,082,082 shares of CAD 1.00 each. The entire shareholding of Paytm Labs Inc is held by our Subsidiary, One97 Communications Singapore Private Limited.

### Amount of accumulated profits or losses

As on the date of this Prospectus, there are no accumulated profits or losses of Paytm Labs Inc not accounted for by our Company.

## 17. Paytm Technology (Beijing) Co., Ltd\*

### Corporate Information

Paytm Technology (Beijing) Co., Ltd. was incorporated under The Companies Law of the People's Republic of China on October 13, 2020. The principal business of Paytm Technology (Beijing) Co., Ltd. is, amongst others, developing games and technology, providing technology consulting, technology service and technology transfer of gaming platform technology, network technology and computer software in China and outside China.

### Capital Structure

The registered capital of Paytm Technology (Beijing) Co., Ltd. is USD 14,400, which is pending allotment. The entire shareholding is held by our Subsidiary, Paytm First Games Private Limited.

### Amount of accumulated profits or losses\*

As on June 30, 2021, there are no accumulated profits or losses of Paytm Technology (Beijing) Co., Ltd. not accounted for by our Company.

\*Note: Paytm Technology (Beijing) Co., Ltd have been identified as a joint venture of our Company in the Restated Financial Statements, in accordance with applicable accounting standards. However, pursuant to the definition of "subsidiaries" under the Companies Act, Paytm Technology (Beijing) Co., Ltd has been identified as a Subsidiary of our Company, as our Company controls more than one-half of the total voting power of Paytm First Games Private Limited, and Paytm Technology (Beijing) Co., Ltd. is a wholly-owned subsidiary of Paytm First Games Private Limited.

### Our Associates

Shareholders holding 1% or more of the paid-up share capital of our Associates are as follows –

#### 1. Paytm Payments Bank Limited

Name of Shareholder	No. of Equity Shares held	% of shares held
Mr. Vijay Shekhar Sharma	204,095,100	51%
One 97 Communications Limited	156,003,896	39%
One 97 Communications Limited (through its nominees)	4	
One 97 Communications India Limited	39,901,000	10%

#### 2. Paytm Insuretech Private Limited (Formerly known as QoRQL Private Limited)



Name of Shareholder	Number of Equity Shares held	% of shares held
Vijay Shekhar Sharma	2,667,507	33.80%
One97 Communications Limited	2,560,938	32.45%
VSS Holdings Private Limited	2,663,588	33.75%

### 3. Paytm General Insurance Limited

Name of Shareholder	Number of Equity Shares held	% of shares held
VSS Holdings Private Limited	1,020,000	51.00%
One97 Communications Limited ( <i>along with its nominees</i> )	980,000	49.00%

### 4. Paytm Life Insurance Limited

Name of Shareholder	Number of Equity Shares held	% of shares held
One97 Communications Limited ( <i>along with its nominees</i> )	49,000	49.00%
Vijay Shekhar Sharma	51,000	51.00%

### 5. Paytm Financial Services Limited

Name of Shareholder	Number of Equity Shares held	% of shares held
Vijay Shekhar Sharma	2,100,000	51.22%
One97 Communications Limited ( <i>along with its nominees</i> )	2,000,000	48.78%

### 6. Foster Payment Networks Private Limited

Name of Shareholder	Number of Equity Shares held	% of shares held
Paytm Financial Services Limited	45,005,000	90.01%
Paytm Payments Bank Limited	4,995,000	9.99%

### 7. Infinity Transoft Solution Private Limited

Name of Shareholder	Equity Shares	Preference Shares	Total Shares	% of shares held
Infinity Infoway Private Limited	5,000	-	5,000	36.72%
Leezaben Rajivkumar Dharmsoniya	4,100	-	4,100	30.11%
One97 Communications Limited	-	3,618	3,618	26.57%
Rajivkumar Dharmsoniya	900	-	900	6.61%

### 8. Socomo Technologies Private Limited

Name of Shareholder	Number of Shares	% of shares held
<b>Equity Shares – Common</b>		
Samar Singla	100,000	44.28%
Click Labs Private Limited	13,780	6.10%

Name of Shareholder	Number of Shares	% of shares held
Rajesh Chaudhary	7,590	3.36%
Rohit Gupta	6,900	3.06%
Mohit Gupta	6,900	3.06%
<b>Equity Shares - Series A</b>		
Snow Leopard Momentum LLP	100	0.04%
<b>Preference Shares - Series A</b>		
Snow Leopard Momentum LLP	17,750	7.86%
One97 Communications Limited	5,930	2.63%
Amit Ramesh Bhartia	890	0.39%
Christopher Leigh Kolenaty	1,570	0.70%
<b>Preference Shares - Series AA</b>		
Amit Ramesh Bhartia	3,090	1.37%
Vikas Taneja	2,500	1.11%
Jai Chandrakant Farswani	2,310	1.02%
Rakesh Mathur	770	0.34%
<b>Preference Shares - Series AAA</b>		
Christopher Leigh Kolenaty	2,550	1.13%
Rakesh Mathur	1,700	0.75%
Rajesh Chaudhary	320	0.14%
<b>Preference Shares - Series B1</b>		
One97 Communications Limited	6,240	2.76%
<b>Preference Shares - Series B2</b>		
One97 Communications Limited	16,630	7.36%
Snow Leopard Global Technology LLP	6,240	2.76%

#### 9. Eatgood Technologies Private Limited

Name of Shareholder	Equity shares	Preference shares	Total Shares	% of shares held
One97 Communications Limited	2,879	81,354	84,233	23.24%
Sabre Partners Trust	970	36,322	37,292	10.29%
Srihari Kumar	28,412	2,181	30,593	8.44%
Sandipan Mitra	26,676	-	26,676	7.36%
Uttam Kumar	26,675	-	26,675	7.36%
SAMA Family Trust	25,516	-	25,516	7.04%
KGMG Family Trust	21,400	-	21,400	5.90%
Pratithi Investment Trust	15,913	2,181	18,094	4.99%
Shinhan Neoplux Energy Newbiz Fund	-	16,082	16,082	4.44%
CRM Holdings Private Limited	14,409	-	14,409	3.98%
M/s 2015 Grover family trust	3,972	-	3,972	1.10%
MNI Ventures	6,180	-	6,180	1.71%

#### 10. Admirable Software Limited

Name of Shareholder	Number of Shares	% of shares held
Paytm Financial Services Limited	1,00,000	100%

## OUR MANAGEMENT

Under our Articles of Association, our Company is authorised to have up to eight Directors. Effective from the date of listing and trading of our Equity Shares pursuant to this Offer, Part B of our Articles of Association shall stand automatically terminated and simultaneously, Part A of our Articles of Association will become effective, in accordance with which our Company will be authorised to have up to 15 Directors. As on the date of this Prospectus, we have eight Directors on our Board, comprising one Executive Director, three Non-Executive Directors and four Independent Directors, including one woman Independent Director. The Chairman of our Board, Mr. Vijay Shekhar Sharma, is an Executive Director. The present composition of our Board and its committees is in accordance with the corporate governance requirements provided under the Companies Act, 2013 and the SEBI Listing Regulations.

### Our Board

The following table sets forth details regarding our Board as on the date of this Prospectus.

Name, date of birth, designation, address, occupation, term, period of directorship and DIN	Age (years)	Other Directorships
<p><b>Mr. Vijay Shekhar Sharma</b></p> <p><i>Date of birth:</i> July 15, 1978</p> <p><i>Designation:</i> Managing Director and Chief Executive Officer</p> <p><i>Address:</i> S-491, Second Floor, Block-S, Greater Kailash 2, Delhi 110048, India</p> <p><i>Occupation:</i> Business</p> <p><i>Term:</i> Five years with effect from December 19, 2017</p> <p><i>Period of directorship:</i> Since incorporation</p> <p><i>DIN:</i> 00466521</p>	43	<p><i>Indian Companies</i></p> <ul style="list-style-type: none"> <li>● Aryan Ayurveda Private Limited</li> <li>● Paytm E-Commerce Private Limited</li> <li>● Paytm General Insurance Limited</li> <li>● Paytm Life Insurance Limited</li> <li>● Paytm Money Limited</li> <li>● Paytm Payments Bank Limited</li> <li>● VSS Holdings Private Limited</li> <li>● VSS Investco Private Limited</li> </ul> <p><i>Foreign Companies</i></p> <p>Nil</p>
<p><b>Mr. Douglas Feagin</b></p> <p><i>Date of birth:</i> February 15, 1966</p> <p><i>Designation:</i> Non-Executive Director (<i>Nominee of Antfin (Netherlands) Holding B.V.</i>)</p> <p><i>Address:</i> 10605, Fife Avenue, Vero Beach, Florida 32963, United States of America</p> <p><i>Occupation:</i> Senior Vice President, Ant Group</p> <p><i>Term:</i> Liable to retire by rotation</p> <p><i>Period of directorship:</i> Since July 5, 2021<sup>#</sup></p> <p><i>DIN:</i> 07868696</p>	55	<p><i>Indian Companies</i></p> <ul style="list-style-type: none"> <li>● Alipay (India) Private Limited</li> <li>● Zomato Limited</li> <li>● Paytm E-Commerce Private Limited</li> </ul> <p><i>Foreign Companies</i></p> <ul style="list-style-type: none"> <li>● 10 x 1000 Limited (<i>formerly known as Ant Small and Micro Financial Services Group Company Limited</i>)</li> <li>● AFSTH Holding Company Limited</li> <li>● AFSTH Limited</li> <li>● Alipay (Australia) Pty. Ltd.</li> <li>● Alipay (Canada) Inc.</li> <li>● Alipay Connect (Hong Kong) Limited</li> <li>● Alipay Connect Pte. Ltd.</li> <li>● Alipay (Europe) Limited S.A.</li> <li>● Alipay Global Markets (Singapore) Pte. Ltd.</li> <li>● Alipay (Hong Kong) Holding Limited</li> <li>● Alipay Innovation Pte. Ltd.</li> <li>● Alipay Japan Co. Ltd.</li> <li>● Alipay Korea Co. Ltd.</li> <li>● Alipay Labs (Singapore) Pte. Ltd.</li> <li>● Alipay (Macau) Holding Limited</li> <li>● Alipay (Macau) Investment Limited</li> <li>● Alipay Malaysia Sdn. Bhd.</li> <li>● Alipay Merchant Services Pte. Ltd.</li> </ul>

Name, date of birth, designation, address, occupation, term, period of directorship and DIN	Age (years)	Other Directorships
		<ul style="list-style-type: none"> <li>● Alipay Singapore Holding Pte. Ltd.</li> <li>● Alipay Singapore Investment Holding Pte. Ltd.</li> <li>● Alipay (Thailand) Co. Ltd.</li> <li>● Alipay Turkey Teknoloji Hizmetlen Anonim Sirketi</li> <li>● Alipay (UK) Limited</li> <li>● Alipay US, Inc.</li> <li>● Alipay US-Nevada Inc.</li> <li>● Alipay+ Pte. Ltd.</li> <li>● Ant Financial Holding Ltd.</li> <li>● Antfin Singapore Holding Pte. Ltd.</li> <li>● AntFin Technology Co., Limited</li> <li>● Ant Global Remittance Pte. Ltd.</li> <li>● Ant International Co. Ltd.</li> <li>● Ant Lending Global Company Limited</li> <li>● Ant Services (Singapore) Holdings Pte. Ltd.</li> <li>● Alipay Hong Kong Limited</li> <li>● Ant Unicorn Limited</li> <li>● API Holdings Limited</li> <li>● API (Hong Kong) Investment Limited</li> <li>● Excelsa Acquisiton Corporation</li> <li>● Eye Verify, Inc.</li> <li>● Golden Peak Investment Holding Company Limited</li> <li>● Matrix Acquisition Corp.</li> <li>● M-Pay Trade and Technology Services Joint Stock Company</li> </ul>
<p><b>Mr. Munish Varma**</b></p> <p><i>Date of birth:</i> September 25, 1971</p> <p><i>Designation:</i> Non-Executive Director (<i>Nominee of SVF</i>)</p> <p><i>Address:</i> 36, Hamilton Terrace, St. John Wood, London, United Kingdom</p> <p><i>Occupation:</i> Professional</p> <p><i>Term:</i> Liable to retire by rotation</p> <p><i>Period of directorship:</i> Since March 1, 2019</p> <p><i>DIN:</i> 02442753</p>	50	<p><i>Indian Companies</i></p> <ul style="list-style-type: none"> <li>● Brainbees Solutions Private Limited</li> <li>● Delhivery Limited</li> <li>● PB Fintech Limited</li> <li>● SVF Investment Advisers (India) Private Limited</li> </ul> <p><i>Foreign Companies</i></p> <ul style="list-style-type: none"> <li>● OakNorth Holdings Limited</li> <li>● SVF Game (Cayman) Limited</li> <li>● SVF Investment Corp. 2</li> <li>● SVF India Holdings (UK) Limited</li> </ul>

Name, date of birth, designation, address, occupation, term, period of directorship and DIN	Age (years)	Other Directorships
<p><b>Mr. Ravi Chandra Adusumali***</b></p> <p><i>Date of birth:</i> January 14, 1976</p> <p><i>Designation:</i> Non-Executive Director (Nominee of SAIF and Elevation Capital, collectively)</p> <p><i>Address:</i> 1045, Quarry Mountain Lane Park City, Utah, United States of America</p> <p><i>Occupation:</i> Professional</p> <p><i>Term:</i> Liable to retire by rotation</p> <p><i>Period of directorship:</i> Since September 25, 2020</p> <p><i>DIN:</i> 00253613</p>	45	<p><i>Indian Companies</i></p> <ul style="list-style-type: none"> <li>● Capfloat Financial Services Private Limited</li> <li>● Le Travenues Technology Private Limited</li> <li>● Nextgen Project Management Systems Private Limited</li> <li>● Paytm E-Commerce Private Limited</li> <li>● Rivigo Services Private Limited</li> <li>● Tracxn Technologies Private Limited</li> <li>● Urbanclap Technologies India Private Limited</li> </ul> <p><i>Foreign Companies</i></p> <ul style="list-style-type: none"> <li>● SAIF Partners India IV Limited</li> <li>● SAIF India IV FII Holdings Limited</li> <li>● SAIF Partners India IV Holdings Limited</li> <li>● SAIF Partners India IV Investors Limited</li> <li>● Elevation Capital V Limited</li> <li>● Elevation Capital V Holdings Limited</li> <li>● Elevation Capital V FII Holdings Limited</li> <li>● Elevation Capital V Management</li> <li>● Elevation Capital VI Limited</li> <li>● Elevation Capital VI FII Holdings Limited</li> <li>● Elevation Capital VI Holdings Limited</li> <li>● Elevation Capital VI Management</li> <li>● Elevation Capital VII Management</li> <li>● Elevation Capital VII Limited</li> <li>● Elevation Capital VII FPI Holdings Limited</li> <li>● Elevation Capital VII Holdings Limited</li> <li>● Elevation Company Limited</li> <li>● Think Elevation Capital Growth Opportunities</li> <li>● Think Elevation Capital LLC</li> <li>● Software Is Correct Inc.</li> </ul>
<p><b>Mr. Mark Schwartz</b></p> <p><i>Date of birth:</i> June 15, 1954</p> <p><i>Designation:</i> Independent Director</p> <p><i>Address:</i> 453 Harris Road, Bedford Hills, New York 10507, United States of America</p> <p><i>Occupation:</i> Professional</p> <p><i>Term:</i> Five years with effect from August 31, 2017</p> <p><i>Period of directorship:</i> Since August 31, 2017*</p> <p><i>DIN:</i> 07634689</p>	67	<p><i>Indian Companies</i></p> <p>Nil</p> <p><i>Foreign Companies</i></p> <p>Goldman Sachs</p>
<p><b>Ms. Pallavi Shardul Shroff</b></p> <p><i>Date of birth:</i> April 22, 1956</p> <p><i>Designation:</i> Independent Director</p> <p><i>Address:</i> S-270, Greater Kailash Part-II, Delhi – 110048, India</p>	65	<p><i>Indian Companies</i></p> <ul style="list-style-type: none"> <li>● Aavanti Realty Private Limited</li> <li>● Amarchand Mangaldas Properties Private Limited</li> <li>● Amarchand Towers Property Holdings Private Limited</li> <li>● Apollo Tyres Limited</li> </ul>

Name, date of birth, designation, address, occupation, term, period of directorship and DIN	Age (years)	Other Directorships
<p><i>Occupation:</i> Professional</p> <p><i>Term:</i> Five years with effect from February 8, 2021</p> <p><i>Period of directorship:</i> Since February 8, 2021</p> <p><i>DIN:</i> 00013580</p>		<ul style="list-style-type: none"> <li>● Asian Paints Limited</li> <li>● Baghbaan Properties Private Limited</li> <li>● CSEP Research Foundation</li> <li>● First Commercial Services India Private Limited</li> <li>● First Full Services Private Limited</li> <li>● First Universal Virtual International Arbitration Centre Private Limited</li> <li>● InterGlobe Aviation Limited</li> <li>● Juniper Hotels Private Limited</li> <li>● PSNSS Properties Private Limited</li> <li>● PVR Limited</li> <li>● UVAC Centre (India) Private Limited</li> </ul> <p><i>Foreign Companies</i></p> <p>Nil</p>
<p><b>Mr. Ashit Lilani</b></p> <p><i>Date of birth:</i> April 9, 1966</p> <p><i>Designation:</i> Independent Director</p> <p><i>Address:</i> 3786 Grove Avenue, Palo Alto, California 94303 United States</p> <p><i>Occupation:</i> Business</p> <p><i>Term:</i> Five years with effect from July 5, 2021</p> <p><i>Period of directorship:</i> Since July 5, 2021<sup>##</sup></p> <p><i>DIN:</i> 00766821</p>	55	<p><i>Indian Companies</i></p> <ul style="list-style-type: none"> <li>● Amishi Consumer Technologies Private Limited</li> <li>● Lendingkart Technologies Private Limited</li> <li>● Mountain Trail Foods Private Limited</li> <li>● Nourish Organic Foods Private Limited</li> <li>● Veeba Food Services Private Limited</li> </ul> <p><i>Foreign Companies</i></p> <ul style="list-style-type: none"> <li>● Alteria Capital Holdings</li> <li>● Alteria Capital (Mauritius) Fund I Limited</li> <li>● Genepath Diagnostics Inc.</li> <li>● ICP Holdings I</li> <li>● One Hundred Feet, Inc</li> <li>● Saama Capital II Sponsor Vehicle</li> <li>● Saama Capital II Limited</li> <li>● Saama Capital III Limited</li> <li>● Saama Capital IV Limited</li> <li>● Saama Capital Management Limited</li> <li>● Saama Capital Opportunities Management LLC</li> <li>● Saama Capital Opportunities PCC</li> <li>● Saama Capital US Advisors</li> <li>● SICP Management Co.</li> <li>● Zeni Inc</li> </ul>
<p><b>Mr. Neeraj Arora</b></p> <p><i>Date of birth:</i> October 30, 1978</p> <p><i>Designation:</i> Independent Director</p> <p><i>Address:</i> 190, Island Dr Palo Alto, California, 94301, United States of America</p> <p><i>Occupation:</i> Founder</p> <p><i>Term:</i> Five years with effect from July 11, 2021</p> <p><i>Period of directorship:</i> Since July 11, 2021<sup>###</sup></p>	43	<p><i>Indian Companies</i></p> <p>Nil</p> <p><i>Foreign Companies</i></p> <ul style="list-style-type: none"> <li>● HalloApp Inc</li> <li>● Vivino Inc</li> </ul>

Name, date of birth, designation, address, occupation, term, period of directorship and DIN	Age (years)	Other Directorships
---	-------------	---------------------

DIN: 07221836

\*Appointed as an Additional Director of our Company with effect from October 21, 2016 until the next ensuing general meeting by resolution dated October 21, 2016 passed by our Board. Regularised pursuant to a Shareholders' resolution dated August 31, 2017 for a period of five years from August 31, 2017 till August 30, 2022.

\*\*Mr. Vikas Agnihotri has been appointed as an Alternate Director to Mr. Munish Varma pursuant to the resolution dated July 5, 2021, passed by our Board.

\*\*\*Mr. Vivek Kumar Mathur has been appointed as an Alternate Director to Mr. Ravi Chandra Adusumalli pursuant to the resolution dated July 11, 2021, passed by our Board.

# Appointed as an Additional Director of our Company with effect from July 5, 2021 until the ensuing annual general meeting by resolution dated July 5, 2021 passed by our Board. Regularised pursuant to resolution dated September 2, 2021 and is liable to retire by rotation.

## Appointed as an Additional Director of our Company with effect from July 5, 2021 until the ensuing annual general meeting by resolution dated July 5, 2021 passed by our Board. Regularised pursuant to Shareholders' resolution dated September 2, 2021 for a period of five years from July 5, 2021 till July 4, 2026.

### Appointed as an Additional Director of our Company with effect from July 11, 2021 until the ensuing annual general meeting by resolution dated July 11, 2021 passed by our Board. Regularised pursuant to Shareholders' resolution dated September 2, 2021 for a period of five years from July 11, 2021 till July 10, 2026.

#### Arrangement or understanding with major Shareholders, customers, suppliers or others –

Except for (i) Mr. Douglas Feagin, nominated by API, (ii) Mr. Munish Varma, nominated by SVF, and (iii) Mr. Ravi Chandra Adusumalli, nominated by SAIF and Elevation Capital, collectively, in terms of the respective rights of (i) API, (ii) SVF; and (iii) SAIF and Elevation Capital, collectively, under the SHA, read with the SHA Amendment Agreement, none of our Directors has been appointed pursuant to any arrangement or understanding with our major Shareholders, customers, suppliers or others. For details in relation to the SHA and the SHA Amendment Agreement, see “*History and Certain Corporate Matters – Shareholders’ Agreements*” on page 222.

#### Brief profiles of our Directors

**Mr. Vijay Shekhar Sharma** is the Managing Director and Chief Executive Officer of our Company and the Chairman of our Board. He holds a bachelor’s degree in electronics and communications from the Delhi College of Engineering. Mr. Sharma is the founder of the Company and oversees the Company's key strategic efforts including engineering, design and marketing. Mr. Sharma has featured in ‘2017 Time 100’, the list of ‘hundred most influential people in the world’ by Time magazine. He has received multiple industry honours such as the ‘Entrepreneur of the Year’ award in 2018 by All India Management Association, ‘Entrepreneur of the Year’ at ET Awards for Corporate Excellence’ in 2016 and ‘GQ Man of the Year’ in 2016.

**Mr. Munish Varma** is a Non-Executive Director of our Company and a nominee of SVF on our Board. He has completed his master’s in business administration from Cornell University. He currently serves as a managing partner at SoftBank Investment Advisers. He was also associated with Deutsche Bank AG.

**Mr. Ravi Chandra Adusumalli** is a Non-Executive Director of our Company and a nominee of SAIF and Elevation Capital on our Board. Mr. Adusumalli holds a bachelor’s degree in economics and government from Cornell University. He is currently the managing partner of Elevation Capital.

**Mr. Douglas Feagin** is a Non-Executive Director of our Company and a nominee of API on our Board. He holds a bachelor's degree of arts from the University of Virginia and a master's degree in business administration from the Harvard Business School. He was previously associated as a managing director in the investment banking division of the Goldman Sachs Group, Inc.. He currently serves as senior vice president of the Ant group.

**Mr. Mark Schwartz** is an Independent Director of our Company. He holds a bachelor's degree in arts and a master's degree in business administration from the Harvard University. Mr. Schwartz has served as a vice chairman and participating managing director of the Goldman Sachs Group, Inc. and chairman of Goldman Sachs Asia Pacific.

**Ms. Pallavi Shardul Shroff** is an Independent Director of our Company. Ms. Shroff holds a bachelors' degree in law and a master's degree in management studies from the University of Bombay. She currently serves as the managing partner of Shardul Amarchand Mangaldas & Co. Mrs. Shroff was recently conferred the 'Lifetime Achievement Award' at the Chambers India Awards 2019 and also been recognised as one of the 'most powerful women in Indian business' by Business Today, seven years in succession.

**Mr. Ashit Lilani** is an Independent Director of our Company. He holds a bachelor's degree in commerce from the Bangalore University and a master's degree in business administration from Philadelphia College of Textiles and Science. He is the managing partner and co-founder of Saama Capital.

**Mr. Neeraj Arora** is an Independent Director of our Company. He holds a bachelor's degree of technology in mechanical engineering from the Indian Institute of Technology, Delhi and has completed a post graduate program in management from the Indian School of Business. He was previously associated with Google Inc. and Whatsapp, Inc. He is the founder of halloapp, Inc.

#### **Relationship between Directors and Key Managerial Personnel**

None of our Directors are related to each other or to the Key Managerial Personnel of our Company.

#### **Terms of appointment of our Executive Director**

##### **Mr. Vijay Shekhar Sharma**

Mr. Vijay Shekhar Sharma was appointed on our Board at the incorporation of our Company. He was appointed as the Managing Director of our Company with effect from December 20, 2007. Most recently, he was reappointed as the Managing Director of our Company for a period of five years with effect from December 17, 2017, pursuant to resolutions passed by our Board and Shareholders on August 5, 2017 and August 31, 2017, respectively.

Our Board on July 11, 2021, revised the terms of Mr. Vijay Shekhar Sharma's employment agreement. In terms of the revised employment agreement, which was approved by our shareholders through the resolution dated September 2, 2021, Mr. Vijay Shekhar Sharma was re-designated as the Managing Director and Chief Executive Officer. He is also entitled to a separation compensation in case of 'termination without cause', which will include a payment of an amount equal to his total remuneration payable for a period of 12 months.

Pursuant to the Shareholders' resolution dated June 30, 2021, Mr. Sharma is entitled to the following remuneration and perquisites for Financial Year 2022:

Remuneration: ₹ 40.0 million per annum

Perquisites: Mr. Sharma is eligible to receive the following perquisites –

- a. Two vehicles;
- b. Fuel expenses and toll charges;
- c. Accommodation on lease;
- d. Expenses related to electricity, water, maintenance, etc., of the accommodation provided by the Company;
- e. Driver's salary and overtime. Further, night charges of drivers shall be paid additionally;



- f. Vehicle's insurance;
- g. Expenses related to vehicle's maintenance;
- h. Communication expenses which includes reimbursement of mobile bill, data card bill, internet bill, etc.;
- i. Reimbursement related to meal expenditure;
- j. Travel expenses;
- k. Medical insurance for him and his family;
- l. Leave travel assistance as per rules of the Company, value not exceeding one month's salary; and
- m. Contribution to provident fund, superannuation fund or annuity fund, as per the rules of the Company. Gratuity to be payable as per the rules of the Company. Encashment of leaves at the end of the tenure will not be included in the computation of the ceiling on perquisites.

He received gross remuneration of ₹ 34.2 million in FY 2021 from our Company.

#### **Compensation paid to our Non-Executive Directors**

Our Non-Executive Directors are not entitled to receive any remuneration or compensation (including sitting fees) from the Company and accordingly no remuneration has been paid to our Non-Executive Directors in Fiscal 2021.

#### **Sitting fees and commission paid to our Independent Directors**

While no remuneration has been paid to our Independent Directors in FY 2021, our Shareholders have, through resolution dated September 2, 2021, approved the following payment of remuneration to our Non-Executive Independent Directors in case of no profits/inadequate profits in accordance with the provisions of Schedule V of the Companies Act, 2013, for the period of three years starting from FY 2022 – FY 2024.

Name of Director	Annual compensation	
	USD	INR Million*
Mr. Mark Schwartz	250,000	18.5
Ms. Pallavi Shardul Shroff	250,000	18.5
Mr. Ashit Lilani	200,000	14.8
Mr. Neeraj Arora	200,000	14.8

*\*USD 1 = INR 74 (The actual payment in INR may vary depending upon the applicable exchange rate as on the date of actual payment of remuneration to Non-Executive Independent Directors)*

In accordance with resolution dated September 2, 2021, the aforementioned amount of total compensation payable to the Independent Directors shall be exclusive of –

- a. Sitting fee paid/to be paid to each of the Independent Directors for every meeting of the Board or its Committee(s); and
- b. Re-imbursment of expenses in relation to attending of the meetings of the Board or its Committee(s) (for instance, flight, transportation, hotel stays, etc.)

#### **Remuneration paid or payable to our Directors from our Subsidiaries or Associate**

None of our Directors has been paid any remuneration from our Subsidiaries or our Associates, including any contingent or deferred compensation accrued for FY 2021.

#### **Bonus or profit sharing plan for the Directors**

Our Company does not have any bonus or profit sharing plan for our Directors.

#### **Shareholding of our Directors**

Our Articles of Association do not require our Directors to hold any qualification shares.

Other than as disclosed under “*Capital Structure – Notes to Capital Structure – Shareholding of our Directors and Key Managerial Personnel in our Company*” on page 120, none of our Directors hold any Equity Shares as on the date of this Prospectus.

#### **Service contracts with Directors**

There are no service contracts entered into by our Directors with the Company which provide for benefits upon termination of employment, other than statutory benefits.

#### **Contingent and deferred compensation payable to Directors**

There is no contingent or deferred compensation payable to our Directors, which does not form part of their remuneration.

#### **Interest of Directors**

Our Directors may be deemed to be interested to the extent of remuneration and reimbursement of expenses, if any, payable to them by our Company payable to them for attending meetings of our Board or committees thereof.

Our Directors may be interested to the extent of Equity Shares, stock options if any, held by them (together with other distributions in respect of Equity Shares), or held by the entities in which they are associated as partners, or that may be subscribed by or allotted to the companies, firms, ventures, trusts in which they are interested as promoters, directors, partners, proprietors, members or trustees, pursuant to the Offer and any dividend and other distributions payable in respect of such Equity Shares. For further details regarding shareholding of our Directors, see “*Capital Structure – Notes to Capital Structure – Shareholding of our Directors and Key Managerial Personnel in our Company*” on page 120.

Further, Mr. Vijay Shekhar Sharma is interested in our Company to the extent of the rights held by him to nominate Directors on the Board of our Company, pursuant to the SHA read with the SHA Amendment Agreements, and by the virtue of being a director on the board of and a shareholder of our Subsidiaries. Further, our nominee Directors, Mr. Douglas Feagin, Mr. Munish Varma and Mr. Ravi Chandra Adusumalli may be deemed to be interested in our Company to the extent of shareholding and nomination rights held by the Shareholders who have nominated them on our Board. Further, Mr. Vijay Shekhar Sharma holds 51% of shareholding of Paytm Payments Bank Limited, in which we own 49% of shareholding. For details, see “*History and Certain Corporate Matters – Shareholders’ Agreements*” on page 222.

#### *Loans from Directors*

No loans have been availed by our Directors from our Company.

No sum has been paid or agreed to be paid to our Directors or to firms or companies in which they may be members, in cash or shares or otherwise by any person either to induce him/ her to become, or to qualify him/ her as, a Director, or otherwise for services rendered by him/ her or by such firm or company, in connection with the promotion or formation of our Company.

#### *Interest in land and property*

None of our Directors are interested in any property acquired or proposed to be acquired by our Company or in any transaction for the acquisition of land, construction of building and supply of machinery.

#### *Interest in promotion or formation of our Company*

Mr. Vijay Shekhar Sharma is our founder and was an initial subscriber to our MoA.

Our Directors have no interest in the promotion or formation of our Company as on the date of this Prospectus.

#### *Business interest*

Except as stated in the sections titled “*Restated Financial Statements – Annexure V – Note 26 – Related Party Transactions*” on page 350, our Directors do not have any other business interest in our Company.

### *Confirmation in relation to RBI Circular dated July 1, 2016*

Neither our Company, nor any of our Directors have been declared as fraudulent borrowers by RBI in terms of the RBI circular dated July 1, 2016.

### **Directorships of Directors in listed companies**

None of our Directors are, or for the five years prior to the date of this Prospectus, have been on the board of directors of any listed company whose shares have been/were suspended from being traded on any of the stock exchanges, during his/her tenure.

None of our Directors has been or is a director on the board of directors of any listed company which has been /was delisted from any stock exchange, during his/her tenure.

### **Changes in our Board during the last three years**

The changes in our Board during the three years immediately preceding the date of this Prospectus are set forth below.

<b>Name of Director</b>	<b>Date of Change</b>	<b>Reasons</b>
Mr. Amitabh Kumar Singhal	March 1, 2019	Cessation of directorship as a Non-Executive Director
Mr. Kabir Misra	March 1, 2019	Cessation of directorship as a Non-Executive Director
Mr. Munish Varma	March 1, 2019	Appointment as an Additional Non-Executive Director*
Mr. Saurabh Jalan	March 1, 2019	Cessation of directorship as an Alternate Non-Executive Director
Mr. Todd Combs	May 16, 2019	Appointment as an Additional Non-Executive Director**
Mr. Joseph Chung Tsai	May 16, 2019	Cessation of directorship as a Non-Executive Director
Mr. Ting Hong Kenny Ho	May 16, 2019	Appointment as an Alternate Non-Executive Director
Mr. Michael Yao	May 16, 2019	Appointment as an Additional Non-Executive Director**
Mr. Chen Yan	May 21, 2019	Cessation of directorship an Alternate Non-Executive Director
Mr. Guoming Chen	June 6, 2019	Appointment as an Alternate Non-Executive Director
Mr. Michael Yao	June 30, 2021	Cessation of directorship as a Non-Executive Director
Mr. Todd Combs	June 30, 2021	Cessation of directorship as a Non-Executive Director
Mr. Ting Hong Kenny Ho	June 30, 2021	Cessation of directorship an Alternate Non-Executive Director
Mr. Jing Xiandong	July 5, 2021	Cessation of directorship as a Non-Executive Director
Mr. Guoming Chen	July 5, 2021	Cessation of directorship an Alternate Non-Executive Director
Mr. Douglas Feagin	July 5, 2021	Appointment as a Non-Executive Director***
Mr. Ashit Lilani	July 5, 2021	Appointment as an Independent Director***
Mr. Vikas Agnihotri	July 5, 2021	Appointment as an Alternate Non-Executive Director
Mr. Neeraj Arora	July 11, 2021	Appointment as an Independent Director***
Mr. Mukul Arora	July 11, 2021	Cessation of directorship as an Alternate Non-Executive Director
Mr. Vivek Kumar Mathur	July 11, 2021	Appointment as an Alternate Non-Executive Director

\*Regularised pursuant to resolution dated March 22, 2019 passed by our Shareholders

\*\*Regularised pursuant to resolution dated September 30, 2019 passed by our Shareholders

\*\*\*Regularised pursuant to resolution dated September 2, 2021 passed by our Shareholders

### **Borrowing Powers**

Pursuant to our Articles of Association, our Board may from time to time, at its discretion, raise or borrow funds or any sums of money for and on behalf of the Company from the Shareholders or from other persons, companies or banks, subject to applicable provisions of the Companies Act, 2013.

### **Corporate Governance**

As on the date of this Prospectus, we have eight Directors on our Board, comprising of one Executive Director, three Non-Executive Directors and four Independent Directors, including one woman Independent Director. The Chairman of our Board, Mr. Vijay Shekhar Sharma, is an Executive Director. The present composition of our Board and its committees is in accordance with the corporate governance requirements provided under the Companies Act, 2013 and the SEBI Listing Regulations in relation to the composition of our Board and constitution of committees thereof.

Our Company undertakes to take all necessary steps to continue to comply with all applicable requirements of the SEBI Listing Regulations and the Companies Act, 2013.

## **Board committees**

Our Company has constituted the following committees of the Board in terms of the SEBI Listing Regulations and the Companies Act, 2013:

- (a) Audit Committee;
- (b) Nomination and Remuneration Committee;
- (c) Stakeholders' Relationship Committee;
- (d) Corporate Social Responsibility Committee; and
- (e) Risk Management Committee

### ***Audit Committee***

The Audit Committee was last reconstituted pursuant to a meeting of our Board held on July 5, 2021. The Audit Committee is in compliance with Section 177 of the Companies Act, 2013 and Regulation 18 of the SEBI Listing Regulations. The Audit Committee currently consists of:

- (a) Mr. Mark Schwartz (*Chairperson*)
- (b) Mr. Ravi Chandra Adusumalli (*Member*); and
- (c) Ms. Pallavi Shardul Shroff (*Member*).

The Company Secretary shall act as the secretary to the Audit Committee.

*Scope and terms of reference:* The terms of reference of the Audit Committee shall include the following:

The Audit Committee shall have powers, including the following:

- 1. to investigate any activity within its terms of reference;
- 2. to seek information from any employee;
- 3. to obtain outside legal or other professional advice; and
- 4. to secure attendance of outsiders with relevant expertise, if it considers necessary.

The role of the Audit Committee shall include the following:

- 1. oversight of financial reporting process and the disclosure of financial information relating to the Company to ensure that the financial statements are correct, sufficient and credible;
- 2. recommendation to the Board for appointment, re-appointment, replacement, remuneration and terms of appointment of auditors of the Company and the fixation of the audit fee;
- 3. approval of payment to statutory auditors for any other services rendered by the statutory auditors;
- 4. examining and reviewing, with the management, the annual financial statements and auditor's report thereon before submission to the Board for approval, with particular reference to:
  - a. Matters required to be included in the director's responsibility statement to be included in the Board's report in terms of clause (c) of sub-section 3 of section 134 of the Companies Act, 2013;
  - b. Changes, if any, in accounting policies and practices and reasons for the same;
  - c. Major accounting entries involving estimates based on the exercise of judgment by management;
  - d. Significant adjustments made in the financial statements arising out of audit findings;

- e. Compliance with listing and other legal requirements relating to financial statements;
  - f. Disclosure of any related party transactions; and
  - g. Modified opinion(s) in the draft audit report.
5. reviewing, with the management, the quarterly, half-yearly and annual financial statements before submission to the Board for approval;
  6. reviewing, with the management, the statement of uses / application of funds raised through an issue (public issue, rights issue, preferential issue, etc.), the statement of funds utilized for purposes other than those stated in the Offer document / prospectus / notice and the report submitted by the monitoring agency monitoring the utilisation of proceeds of a public or rights issue, and making appropriate recommendations to the Board to take up steps in this matter;
  7. reviewing and monitoring the auditor's independence and performance, and effectiveness of audit process;
  8. approval of any subsequent modification of transactions of the Company with related parties and omnibus approval for related party transactions proposed to be entered into by the Company, subject to the conditions as may be prescribed;
    - **Explanation:** The term "related party transactions" shall have the same meaning as provided in Clause 2(zc) of the SEBI Listing Regulations and/or the applicable Accounting Standards and/or the Companies Act, 2013.
  9. scrutiny of inter-corporate loans and investments;
  10. valuation of undertakings or assets of the Company, wherever it is necessary;
  11. evaluation of internal financial controls and risk management systems;
  12. reviewing, with the management, performance of statutory and internal auditors, and adequacy of the internal control systems;
  13. reviewing the adequacy of internal audit function, if any, including the structure of the internal audit department, staffing and seniority of the official heading the department, reporting structure coverage and frequency of internal audit;
  14. discussion with internal auditors of any significant findings and follow-up thereon;
  15. reviewing the findings of any internal investigations by the internal auditors into matters where there is suspected fraud or irregularity or a failure of internal control systems of a material nature and reporting the matter to the Board;
  16. discussion with statutory auditors before the audit commences, about the nature and scope of audit as well as post-audit discussion to ascertain any area of concern;
  17. looking into the reasons for substantial defaults in the payment to depositors, debenture holders, shareholders (in case of non-payment of declared dividends) and creditors;
  18. reviewing the functioning of the whistle blower mechanism;
  19. monitoring the end use of funds raised through public offers and related matters; overseeing the vigil mechanism established by the Company, with the chairman of the Audit Committee directly hearing grievances of victimization of employees and directors, who used vigil mechanism to report genuine concerns in appropriate and exceptional cases;
  20. approval of appointment of chief financial officer (i.e., the whole-time finance Director or any other person heading the finance function or discharging that function) after assessing the qualifications, experience and background, etc. of the candidate;
  21. reviewing the utilization of loans and/or advances from/investment by the holding company in the subsidiary

exceeding ₹1,000,000,000 or 10% of the asset size of the subsidiary, whichever is lower including existing loans/ advances/ investments existing as on the date of coming into force of this provision; and

22. considering and commenting on rationale, cost-benefits and impact of schemes involving merger, demerger, amalgamation etc., on the listed entity and its shareholders;
23. carrying out any other functions required to be carried out by the Audit Committee as may be decided by the Board and/or as provided under the Companies Act, 2013, the SEBI Listing Regulations or any other applicable law, as and when amended from time to time.

Additionally, the Audit Committee shall mandatorily review the following information:

1. management discussion and analysis of financial condition and results of operations;
2. statement of significant related party transactions (as defined by the Audit Committee), submitted by management;
3. management letters / letters of internal control weaknesses issued by the statutory auditors;
4. internal audit reports relating to internal control weaknesses;
5. the appointment, removal and terms of remuneration of the chief internal auditor; and
6. statement of deviations in terms of the SEBI Listing Regulations:
  - a. quarterly statement of deviation(s) including report of monitoring agency, if applicable, submitted to stock exchange(s) where the Equity Shares are proposed to be listed in terms of the SEBI Listing Regulations; and
  - b. annual statement of funds utilised for purposes other than those stated in the offer document/ prospectus/ notice in terms of the SEBI Listing Regulations.

#### ***Nomination and Remuneration Committee***

The Nomination and Remuneration Committee was last reconstituted pursuant to a meeting of our Board held on July 11, 2021. The Nomination and Remuneration Committee is in compliance with Section 178 of the Companies Act, 2013 and Regulation 19 of the SEBI Listing Regulations. The Nomination and Remuneration Committee currently consists of:

- (a) Mr. Ashit Lilani (*Chairperson*);
- (b) Mr. Douglas Lehman Feagin (*Member*);
- (c) Mr. Neeraj Arora (*Member*); and
- (d) Mr. Ravi Chandra Adusumalli (*Member*).

*Scope and terms of reference:* The terms of reference of the Nomination and Remuneration Committee shall include the following:

1. Formulation of the criteria for determining qualifications, positive attributes and independence of a Director and recommend to the Board a policy relating to the remuneration of the Directors, Key Managerial Personnel and other employees ("**Remuneration Policy**");
2. Formulation of criteria for evaluation of performance of independent directors and the Board;
3. Devising a policy on Board diversity;
4. Identifying persons who are qualified to become directors and who may be appointed in senior management in accordance with the criteria laid down, and recommend to the Board their appointment and removal and carrying out evaluation of every director's performance (including independent director);

5. Whether to extend or continue the term of appointment of the independent director, on the basis of the report of performance evaluation of independent directors;
6. Recommend to the Board, all remuneration, in whatever form, payable to senior management;
7. The Nomination and Remuneration Committee, while formulating the Remuneration Policy, should ensure that —
  - a. the level and composition of remuneration be reasonable and sufficient to attract, retain and motivate directors of the quality required to run the Company successfully;
  - b. relationship of remuneration to performance is clear and meets appropriate performance benchmarks; and
  - c. remuneration to directors, key managerial personnel and senior management involves a balance between fixed and incentive pay reflecting short and long term performance objectives appropriate to the working of the Company and its goals.
8. perform such functions as are required to be performed by the Nomination and Remuneration Committee under the Securities and Exchange Board of India (Share Based Employee Benefits) Regulations, 2014, as amended, including the following:
  - a. administering ESOP-2019 (the “Plan”);
  - b. determining the eligibility of employees to participate under the Plan;
  - c. granting options to eligible employees and determining the date of grant;
  - d. determining the number of options to be granted to an employee;
  - e. determining the exercise price under the Plan; and
  - f. construing and interpreting the Plan and any agreements defining the rights and obligations of the Company and eligible employees under the Plan, and prescribing, amending and/or rescinding rules and regulations relating to the administration of the Plan.
9. frame suitable policies, procedures and systems to ensure that there is no violation of securities laws, as amended from time to time, including:
  - a. the Securities and Exchange Board of India (Prohibition of Insider Trading) Regulations, 2015; and
  - b. the Securities and Exchange Board of India (Prohibition of Fraudulent and Unfair Trade Practices Relating to the Securities Market) Regulations, 2003, by the trust, the Company and its employees, as applicable.
10. carrying out any other activities as may be delegated by the Board of Directors of the Company functions required to be carried out by the Nomination and Remuneration Committee as provided under the Companies Act, 2013, the SEBI Listing Regulations or any other applicable law, as and when amended from time to time.

### ***Stakeholders’ Relationship Committee***

The Stakeholders’ Relationship Committee was last reconstituted by a resolution of our Board dated July 5, 2021. The Stakeholders’ Relationship Committee is in compliance with Section 178 of the Companies Act, 2013 and Regulation 20 of the SEBI Listing Regulations. The Stakeholders’ Relationship Committee currently consists of:

- (a) Ms. Pallavi Shardul Shroff (*Chairperson*);
- (b) Mr. Ashit Lilani (*Member*); and
- (c) Mr. Douglas Lehman Feagin (*Member*).

*Scope and terms of reference:* The terms of reference of the Stakeholders' Relationship Committee shall include the following:

1. considering and looking into various aspects of interest of shareholders, debenture holders and other security holders
2. resolving the grievances of the security holders of the listed entity including complaints related to transfer/transmission of shares, non-receipt of annual report, non-receipt of declared dividends, issue of new/duplicate certificates, general meetings etc.;
3. giving effect to allotment of Equity Shares, approval of transfer or transmission of Equity Shares, debentures or any other securities;
4. issue of duplicate certificates and new certificates on split/consolidation/renewal, etc.;
5. review of measures taken for effective exercise of voting rights by shareholders;
6. review of adherence to the service standards adopted by the listed entity in respect of various services being rendered by the Registrar & Share Transfer Agent; and
7. review of the various measures and initiatives taken by the listed entity for reducing the quantum of unclaimed dividends and ensuring timely receipt of dividend warrants/annual reports/statutory notices by the shareholders of the company.
8. carrying out any other functions required to be carried out by the Stakeholders' Relationship Committee as contained in the SEBI Listing Regulations or any other applicable law, as and when amended from time to time

#### ***Corporate Social Responsibility Committee***

Our Corporate Social Responsibility Committee was last reconstituted pursuant to the meeting of the Board held on July 5, 2021. The Corporate Social Responsibility Committee is in compliance with Section 135 of the Companies Act, 2013. The Corporate Social Responsibility Committee currently consists of:

- (a) Mr. Vijay Shekhar Sharma (*Chairperson*);
- (b) Mr. Ravi Chandra Adusumalli (*Member*); and
- (c) Mr. Mark Schwartz (*Member*).

The Corporate Social Responsibility Committee is authorized to perform the following functions:

1. formulate and recommend to the Board, a "Corporate Social Responsibility Policy" which shall indicate the activities to be undertaken by the Company as specified in Schedule VII of the Companies Act, 2013, as amended;
2. review and recommend the amount of expenditure to be incurred on the activities referred to in clause (a);
3. monitor the corporate social responsibility policy of the Company and its implementation from time to time; and
4. any other matter as the Corporate Social Responsibility Committee may deem appropriate after approval of the Board or as may be directed by the Board from time to time and/or as may be required under applicable law, as and when amended from time to time.

#### ***Risk Management Committee***

Our Risk Management Committee was constituted pursuant to the meeting of the Board held on July 5, 2021. The Risk Management Committee is in compliance with Regulation 21 of SEBI Listing Regulation. The Risk Management Committee currently consists of:



- (a) Mr. Mark Schwartz (*Chairperson*);
- (b) Mr. Vijay Shekhar Sharma (*Member*);
- (c) Ms. Pallavi Shardul Shroff (*Member*);
- (d) Mr. Ashit Lilani (*Member*); and
- (e) Mr. Deepankar Sanwalka (*Member*)

The Risk Management Committee is authorized to perform the following functions:

1. Formulation of a detailed risk management policy which shall include: (a) a framework for identification of internal and external risks specifically faced by the listed entity, in particular including financial, operational, sectoral, sustainability (particularly, ESG related risks), information, cyber security risks or any other risk as may be determined by the Risk Management Committee; (b) measures for risk mitigation including systems and processes for internal control of identified risks; and (c) business continuity plan;
2. Ensure that appropriate methodology, processes and systems are in place to monitor and evaluate risks associated with the business of the Company;
3. Monitor and oversee implementation of the risk management policy, including evaluating the adequacy of risk management systems;
4. Periodically review the risk management policy, at least once in two years, including by considering the changing industry dynamics and evolving complexity, and recommend for any amendment or modification thereof, as necessary;
5. Keep the Board of directors of the Company informed about the nature and content of its discussions, recommendations and actions to be taken; and
6. Review the appointment, removal and terms of remuneration of the Chief Risk Officer (if any).
7. To implement and monitor policies and/or processes for ensuring cyber security; and
8. Any other similar or other functions as may be laid down by Board from time to time and/or as may be required under applicable law, as and when amended from time to time, including the Securities and Exchange Board of India (Listing Obligations and Disclosure Requirements) Regulations, 2015.

*[The remainder of this page has intentionally been left blank]*

## Management Organisation Chart



### Key Managerial Personnel

In addition to Mr. Vijay Shekhar Sharma, our Managing Director and Chief Executive Officer, whose details are provided in “– *Brief Profiles of our Directors*” on page 247, the details of our other Key Managerial Personnel as on the date of this Prospectus are set forth below.

**Mr. Madhur Deora** is the President and Group Chief Financial Officer of our Company. He has been associated with our Company since October 3, 2016. He holds a bachelor’s degree of science in economics from the Wharton School of the University of Pennsylvania. He was previously associated with Citigroup Global Markets India Private Limited. In Fiscal 2021, he received an aggregate compensation of ₹22.9 million. Further, for FY 2021, ₹1.3 million had accrued as performance linked incentive, which was paid in FY 2022.

**Mr. Manmeet Singh Dhody** is our Chief Technology Officer, Payments. He has been associated with our Company since April 1, 2020. He holds bachelor’s degree in engineering (computer) from the University of Delhi and a master’s degree in business administration from Panjab University. He was previously associated with Amazon Development Centre India Private Limited and Microsoft India (R&D) Private Limited. In FY 2021, he received an aggregate compensation of ₹31.0 million. Further, for FY 2021, ₹1.5 million had accrued as performance linked incentive, which was paid in FY 2022.

**Mr. Vikas Garg** is the Chief Financial Officer of our Company. In his current tenure, he has been associated with our Company since May 21, 2014 and was previously associated with our Company from August 25, 2008 to September 28, 2012. He holds a bachelor’s degree in commerce from Maharshi Dayanand University, Rohtak. Further, he has been certified as a chartered accountant by the Institute of Chartered Accountants of India. He was previously associated with ICICI Bank Limited and ibibo Web Private Limited. In FY 2021, he received an aggregate compensation of ₹11.2 million (which included ₹ 0.2 million for FY 2020, payable in FY 2021). Further, for FY 2021, ₹0.7 million had accrued as performance linked incentive, which was paid in FY 2022.

**Mr. Sudhanshu Gupta** is the Chief Operating Officer of Paytm First Games Private Limited, our Subsidiary. He has been associated with Paytm First Games Private Limited since June 1, 2018. He holds a bachelor’s degree in science from the University of Delhi and a post-graduate diploma in business management from Management Development Institute, Gurugram. In FY 2021, he received an aggregate compensation of ₹ 13.9 million (which included ₹ 1.3 million for FY 2020, payable in FY 2021). Further, for FY 2021, ₹ 1.7 million had accrued as performance linked incentive, which was paid in FY 2022.

**Mr. Bhavesh Gupta** is the Chief Executive Officer of Lending Business of our Company. He has been associated with our Company since August 4, 2020. He holds a master’s degree in business administration from the Institute of Management Studies, Devi Ahilya Vishwavidyalaya, Indore. He was previously associated with Clix Capital Services Private Limited, ICICI Bank Limited and IDFC Bank Limited. In FY 2021, he received an aggregate compensation of ₹22.2 million. Further, for FY 2021, ₹1.0 million had accrued as the performance linked incentive, which was paid in FY 2022.

**Mr. Deepankar Sanwalka** is the President - Compliances and Operations of our Company. He has been associated with our Company since May 3, 2021. He holds a bachelor's degree in commerce from University of Delhi. He is a member of the Institute of Chartered Accountants of India. Since he joined our Company in FY 2022, no compensation was payable to him in FY 2021.

**Ms. Renu Satti** is the Chief Operating Officer of Offline Payments of our Company. She has been associated with our Company since October 11, 2006. She holds a bachelor's degree in commerce from the University of Delhi. She was previously associated with Manpower Services India Private Limited. In FY 2021, she received an aggregate compensation of ₹11.9 million. Further, for FY 2021, ₹0.6 million has accrued as performance linked incentive, which was paid in FY 2022.

**Mr. Praveen Kumar Sharma** is the Managing Director and Chief Executive Officer of Paytm Payments Services Limited, our Subsidiary. He had been associated with our Company since September 2, 2019 and with effect from September 1, 2021 was designated as the Managing Director and Chief Executive Officer of Paytm Payments Services Limited. He holds a bachelor's degree in technology (mechanical engineering) from Maharshi Dayanand University, Rohtak and a post-graduate diploma in communications from Mudra Institute of Communications, Ahmedabad. He was previously associated with Google Asia Pacific Pte. Ltd. In FY 2021, he received an aggregate compensation of ₹24.0 million. Further, for FY 2021, ₹1.0 million has accrued as performance linked incentive, which was paid in FY 2022.

**Mr. Harinderpal Singh Takhar** is the Chief Executive Officer of Paytm Labs Inc, our Subsidiary. He has been associated with Paytm Labs Inc. since June, 2013. He holds a bachelor's degree in engineering (computer) from the University of Delhi and a master's degree in business administration from INSEAD. He was previously associated with Paytm Mobile Solutions Private Limited, Research In Motion Limited and Nokia Corporation. In FY 2021, he received an aggregate compensation of ₹16.2 million from Paytm Labs Inc, our Subsidiary.

**Mr. Amit Khara** is the Company Secretary and Compliance Officer of our Company. He has been associated with our Company since April 22, 2021. He holds a bachelor's degree in commerce from the University of Delhi. Further, he also holds a bachelor's degree in law from the University of Delhi and a master's degree in business laws from National Law School of India University, Bangalore. He is an associate of the Institute of Company Secretaries of India. He has previously been associated with Bharti Airtel Limited and FieldFresh Foods Private Limited. Since he joined our Company in FY 2022, no compensation was payable to him in FY 2021.

#### **Contingent or deferred compensation**

There is no contingent or deferred compensation payable to our Key Managerial Personnel, which does not form part of their remuneration.

#### **Status of Key Managerial Personnel**

Except for Mr. Harinderpal Singh Takhar, Mr. Sudhanshu Gupta and Mr. Praveen Kumar Sharma who are employed with Paytm Labs Inc., Paytm First Games Private Limited and Paytm Payments Services Limited, our Subsidiaries, all our Key Managerial Personnel are permanent employees of our Company.

#### **Relationship among Key Managerial Personnel**

None of our Key Managerial Personnel have any family relationship with each another.

#### **Bonus or profit sharing plan for the Key Managerial Personnel**

There is no profit sharing plan for the Key Managerial Personnel. Our Company makes performance linked incentive payments to the Key Managerial Personnel, in accordance with their terms of appointment.

#### **Shareholding of Key Managerial Personnel**

Other than as provided under "*Capital Structure – Shareholding of our Directors and Key Managerial Personnel*" on page 120, none of our Key Managerial Personnel hold Equity Shares as on the date of this Prospectus.

### Service Contracts with Key Managerial Personnel

Our Key Managerial Personnel are governed by the terms of their appointment letters/employment contracts and have not entered into any other service contracts with our Company. No officer of our Company is entitled to any benefit upon termination of employment or superannuation, other than statutory benefits.

### Interest of Key Managerial Personnel

Other than to the extent of the remuneration, benefits, interest of receiving dividends on the Equity Shares, reimbursement of expenses incurred in the ordinary course of business, our Key Managerial Personnel may be interested to the extent of employee stock options that may be granted to them from time to time under the ESOP-2019 and other employee stock option schemes formulated by the Company from time to time. The details of the shareholding of our Key Managerial Personnel and the ESOPs granted to our Key Managerial Personnel, outstanding as on the date of this Prospectus, are set below:

S. No.	Key Managerial Personnel	Number of Equity Shares held	Number of ESOPs held
1.	Mr. Madhur Deora	643,950	666,662
2.	Mr. Vikas Garg	468,420	222,222
3.	Mr. Sudhanshu Gupta	164,750	113,970
4.	Mr. Harinderpal Singh Takhar	1,245,526	23,534
5.	Ms. Renu Satti	278,790	111,111
6.	Mr. Praveen Kumar Sharma	13,880	213,899
7.	Mr. Manmeet Singh Dhody	8,330	141,664
8.	Mr. Bhavesh Gupta	Nil	383,334
9.	Mr. Deepankar Sanwalka	Nil	152,780
10.	Mr. Amit Khera	Nil	15,560

No loans have been availed by our Key Managerial Personnel from our Company as on the date of this Prospectus. For details in relation to the interest of Mr. Vijay Shekhar Sharma in our Company, refer to “– *Interest of Directors*” above.

### Arrangements and understanding with major Shareholders, customers, suppliers or others

None of our Key Managerial Personnel has been appointed pursuant to any arrangement or understanding with our major Shareholders, customers, suppliers or any other person.

### Changes in Key Managerial Personnel during the last three years

The changes in our Key Managerial Personnel during the three years immediately preceding the date of this Prospectus are set forth below.

Name of the Key Managerial Personnel	Date of Change	Reasons
Mr. Vimal Kumar Chawla	May 8, 2019	Ceased to be the Company Secretary
Mr. Madhur Deora *	September 4, 2019	Ceased to be the Chief Financial Officer
Mr. Vikas Garg	March 1, 2020	Appointed as the Chief Financial Officer
Mr. Arvind Singhanian	March 11, 2020	Appointed as the Company Secretary
Mr. Arvind Singhanian	May 28, 2021	Ceased to be the Company Secretary
Mr. Amit Khera	May 28, 2021	Appointed as the Company Secretary

\*Appointed as Group Chief Financial Officer on October 9, 2020

### Employee stock option and stock purchase schemes

For details of the employee stock option schemes instituted by our Company, see “*Capital Structure – Notes to Capital Structure – Employee Stock Option Schemes*” on page 121.

### Payment or Benefit to Key Managerial Personnel of our Company

No non salary related amount or benefit has been paid or given to any officer of our Company within the two years preceding the date of filing of this Prospectus or is intended to be paid or given, other than in the ordinary course of their employment.

## OUR PRINCIPAL SHAREHOLDERS

Our Company is a professionally managed company and does not have an identifiable promoter in terms of SEBI ICDR Regulations and the Companies Act. Consequently, there are no members forming part of the ‘promoter group’ in terms of the SEBI ICDR Regulations.

### Principal Shareholders

1. *Shareholders who control 15% or more of the voting rights in our Company*

As on the date of this Prospectus, except for API and SVF (through SVF India Holdings (Cayman) Limited and SVF Panther (Cayman) Limited), no Shareholder controls 15% or more of the voting rights in our Company. For further details, see “*Capital Structure – Notes to the Capital Structure – Details of shareholding of the major Shareholders of our Company*” and “*History and Certain Corporate Matters – Shareholders’ agreements*” on pages 120 and 222, respectively.

2. *Persons who have the right to appoint director(s) on our Board*

Pursuant to the terms of the SHA, read with the SHA Amendment Agreements, so long as (a) the Founder either (x) directly or indirectly holds at least 3,100,000 equity shares of face value ₹10 each on a fully diluted basis (which shall in no event be less than 2.5% of the issued and subscribed share capital of the Company on a fully diluted basis), or (y) continues to hold an executive position in the Company (“**Founder Director Threshold**”), the Founder shall be entitled to nominate one (1) Director on the Board (the “**Founder Director**”), provided that if the Founder fails to meet either (but not both) of the conditions of the Founder Director Threshold at any time, the Founder himself shall be the Founder Director, and (b) so long as each of (i) API, (ii) SVF and/or (iii) SAIF and Elevation Capital (jointly and not individually, in the case of SAIF and Elevation Capital), respectively hold at least 10% of the Equity Shares (“**Shareholder Director Threshold**”) on a fully diluted basis, each of (i) API, (ii) SVF and/or (iii) SAIF and Elevation Capital (jointly and not individually, in the case of SAIF and Elevation Capital), shall respectively and separately be entitled to nominate a Director each on the Board (each, a “**Nominee Director**”). If any of (i) API, (ii) SVF and/or (iii) SAIF and Elevation Capital (jointly and not individually, in the case of SAIF and Elevation Capital) fail to meet the Shareholder Director Threshold, then it shall not impact the right to nominate Director on the Board of others who continue to meet or exceed the Shareholder Director Threshold. In determining the Shareholder Director Threshold with reference to API, the shareholding of API and any affiliates of API which hold Equity Shares at that time shall be aggregated, and API shall, at all times, subject to holding the Shareholder Director Threshold, be entitled to assign/ transfer its right to appoint the nominee director, to an affiliate which pursuant to requisite approvals from governmental authorities, if required under applicable law, holds Equity Shares at the time of such assignment/ transfer.

The SHA shall terminate upon the consummation of an initial public offering of the Equity Shares on stock exchanges in India (“**IPO**”) and the special rights therein shall also stand terminated with immediate effect, except for certain clauses relating to indemnification, confidentiality, governing law and dispute resolution that will continue to survive such termination.

Further, in terms of Part A of our Articles of Association, after the listing of the Equity Shares on the BSE Limited and/ or the National Stock Exchange of India Limited pursuant to the Offer, subject to applicable laws and only by the approval of the Shareholders by way of a special resolution in the first general meeting convened after the closing of the initial public offering (i) so long as the Founder meets the Founder Director Threshold, the Founder shall be entitled to nominate the Founder Director, and (ii) so long as each of (i) API, (ii) SVF and/or (iii) SAIF and Elevation Capital (jointly and not individually, in the case of SAIF and Elevation Capital), holds the Shareholder Director Threshold, they shall continue to have the right to nominate their respective Nominee Directors.

For details, see “*History and Certain Corporate Matters – Shareholders’ Agreements*”, “*Our Management*” and “*Main Provisions of the Articles of Association*” on pages 222, 243 and 510, respectively.

## OUR GROUP COMPANIES

As per the SEBI ICDR Regulations and the applicable accounting standards, for the purpose of identification of group companies, our Company has considered (i) the companies (other than Subsidiaries) with which there are related party transactions as disclosed in the Restated Financial Statements; and (ii) other companies considered material by our Board pursuant to the Materiality Policy.

In relation to (i) above, Paytm First Games Private Limited, a joint venture of the Company in accordance with Ind AS, has been identified as a subsidiary of the Company for the purpose of disclosures in this Prospectus, in accordance with the SEBI ICDR Regulations (and the Companies Act, 2013). Accordingly, Paytm First Games Private Limited has not been identified as a group company in this Prospectus.

Accordingly, as on the date of this Prospectus, our Board has identified 11 Group Companies, the details of which are set forth below:

1. Alipay Labs (Singapore) Pte Ltd
2. Alipay Singapore E-Commerce Private Limited
3. Eatgood Technologies Private Limited
4. Infinity Transoft Solutions Private Limited
5. Paytm Financial Services Limited
6. Paytm General Insurance Limited
7. Paytm Insuretech Private Limited
8. Paytm Life Insurance Limited
9. Paytm Payments Bank Limited
10. SAIF Partners India IV Limited
11. Socomo Technologies Private Limited

*Blueface Technologies Private Limited has not been considered as a Group Company in accordance with the SEBI ICDR Regulations, as it ceased being a related party of our Company with effect from February 10, 2020. For details see, "Restated Financial Statements – Annexure V – Note 26 – Related Party Transactions" on page 350.*

### Details of our Group Companies

#### I. Top five Group Companies

Details of our top five Group Companies, which are our largest unlisted Group Companies based on turnover calculated on a standalone basis in FY 2021, are as follows:

##### 1. **Paytm Payments Bank**

###### *Corporate Information and nature of business*

Paytm Payments Bank was incorporated as a public limited company on August 22, 2016 under Companies Act, 2013 with the Registrar of Companies National Capital Territory of Delhi and Haryana, at New Delhi (“**Registrar of Companies**”). Its CIN is U65999DL2016PLC304713. Paytm Payments Bank is engaged in the business of operating a payments bank in India. For details in relation to the regulatory approvals obtained by Paytm Payments Bank, see “**Government and Other Approvals - Regulatory approvals obtained by our Group Company, Paytm Payments Bank Limited**” on page 457.

###### *Financial Information*

The financial information derived from the audited standalone financial results of Paytm Payments Bank for Financial Years 2019, 2020 and 2021 are set forth below:

Particulars	FY 2019	FY 2020	<i>(in ₹ million, except as otherwise stated)</i>	
			FY 2021	
Equity capital	4,000.00	4,000.00	4,000.00	4,000.00
Other Equity	268.34	452.11	811.74	811.74
Sales	16,681.61	21,106.11	19,874.52	19,874.52
Profit/(loss) after tax	649.38	27.17	178.77	178.77
Basic earnings per share of face value of ₹ 10 (in ₹)	1.62	0.07	0.45	0.45
Diluted earnings per share of face value of ₹ 10 (in ₹)	1.62	0.07	0.45	0.45
Net asset value	4,268.34	4,452.11	4,811.74	4,811.74

### Significant notes of auditors

There are no significant notes by the auditors in relation to the aforementioned financial statements.

## 2. **Eatgood Technologies Private Limited (“Eatgood”)**

### Corporate Information and nature of business

Eatgood was incorporated as a private limited company on June 18, 2015 under the Companies Act, 2013 with the Registrar of Companies, Karnataka at Bangalore. Its CIN is U74900KA2015PTC080961. Eatgood is engaged in the business of providing technology solutions to corporates in handling cafeteria operations by supplying food through the contracted vendor partners on its digital platform. It has obtained a license under the Food Safety and Standards Act, 2006, which is valid till December 31, 2021.

### Financial Information

The financial information derived from the audited standalone financial results of Eatgood for Financial Years 2018, 2019 and 2020 are set forth below:

Particulars	(in ₹ million, except as otherwise stated)		
	FY 2018	FY 2019	FY 2020
Equity capital	7.67	2.49	11.16
Reserves and surplus (excluding revaluation reserves)	35.39	(93.07)	113.12
Sales	139.70	444.93	1,030.13
Profit/(loss) after tax	(66.82)	(262.73)	(447.26)
Basic earnings per share of face value of ₹ 1 (in ₹)	(668.21)	(1,456.50)	(2,479.47)
Diluted earnings per share of face value of ₹ 1 (in ₹)	(668.21)	(1,456.50)	(2,479.47)
Net asset value	43.06	(90.58)	124.28

Note: The financial statements of Eatgood for FY 2021 have not been audited yet

### Significant notes of auditors

There are no significant notes by the auditors in relation to the aforementioned financial statements.

## 3. **Alipay Singapore E-Commerce Private Limited (“Alipay E-commerce”)**

### Corporate Information and nature of business

Alipay E-Commerce was incorporated as a private company limited by shares on January 5, 2010 under the Companies Act. Its company registration number is 201000378D. Alipay E-Commerce is engaged in the business of merchant acquiring and settlement services for marketplace merchant and holds a Major Payment Institution licence issued by the Monetary Authority of Singapore.

### Financial Information

The financial information derived from the audited standalone financial results of Alipay E-commerce for financial years ended December 31, 2018, December 31, 2019 and December 31, 2020 are set forth below:

Particulars	(in USD in million, except as otherwise stated)		
	Financial year ended December 31, 2018	Financial year ended December 31, 2019	Financial year ended December 31, 2020
Equity capital	670.00	670.00	670.00
Reserves and surplus (excluding revaluation reserves)	(17.00)	(182.00)	524.00
Sales	289.00	451.00	602.00
Profit/(loss) after tax	(143.00)	(149.00)	4,243.00
Basic earnings per share*	-	-	-
Diluted earnings per share*	-	-	-
Net asset value	653.00	488.00	1,194.00

\*No EPS is calculated for unlisted company

### Significant notes of auditors

There are no significant notes by the auditors in relation to the aforementioned financial statements.

#### 4. *Alipay Labs (Singapore) Pte. Ltd. (“Alipay Labs”)*

##### *Corporate Information and nature of business*

Alipay Labs was incorporated as a private company limited by shares on June 22, 2016 under the Companies Act. Its company registration number is 201616973N. Alipay Labs is engaged in the business of development of E-commerce applications, as well as research and experimental development on internet technology.

##### *Financial Information*

The financial information derived from the audited standalone financial results of Alipay Labs for financial years ended December 31, 2018, December 31, 2019 and December 31, 2020 are set forth below:

*(in USD in million, except as otherwise stated)*

<b>Particulars</b>	<b>Financial year ended December 31, 2018</b>	<b>Financial year ended December 31, 2019</b>	<b>Financial year ended December 31, 2020</b>
Equity capital*	0	0	0
Reserves and surplus (excluding revaluation reserves)	(6.00)	(7.00)	(2.00)
Sales	11.00	23.00	35.00
Profit/(loss) after tax	(3.00)	(5.00)	4.00
Basic earnings per share**	-	-	-
Diluted earnings per share**	-	-	-
Net asset value	(6.00)	(7.00)	(2.00)

\*Share capital of USD 1

\*\* No EPS is calculated for unlisted company

##### *Significant notes of auditors*

There are no significant notes by the auditors in relation to the aforementioned financial statements.

#### 5. *SAIF Partners India IV Limited (“SAIF Partners IV”)*

##### *Corporate Information and nature of business*

SAIF Partners IV was incorporated as “SAIF IV Mauritius Company Limited” as a private company limited by shares on July 12, 2010 with the Registrar of Companies, Mauritius. Lately, its name was changed to “SAIF Partners India IV Limited” with effect from January 19, 2011 and it was subsequently converted to public company with effect from August 3, 2017. Its CIN is 96433. SAIF Partners IV is authorized under its constitutional documents to engage in the business of making privately negotiated equity and equity related investments in companies located in, with significant business activity in, or headquartered in India, or expected to have a nexus to the Indian sub-continent.

##### *Financial Information*

The financial information derived from the audited standalone financial results of SAIF Partners IV for financial years ended December 31, 2018, December 31, 2019 and December 31, 2020 are set forth below:

<b>Particulars</b>	<b>Financial year ended December 31, 2018</b>	<b>Financial year ended December 31, 2019</b>	<b>Financial year ended December 31, 2020</b>
Equity capital	349.00	349.00	349.00
Reserves (excluding revaluation reserve) <sup>1</sup>	796.00	896.00	943.00
Sales <sup>2</sup>	59.00	27.00	7.00
Profit/(loss) after tax <sup>1</sup>	(24.00)	121.00	47.00
Basic earnings per share (face value of USD 0.01)	(7.00)	34.00	13.00
Diluted earnings per share (face value of USD 0.01)	(7.00)	34.00	13.00
Net asset value	1,145	1,245	1,292

<sup>1</sup> Including unrealised gains on investments

<sup>2</sup> Represents dividend income

##### *Significant notes of auditors*



- a. In the standalone financial statements for the Financial Year ended December 31, 2020, the following was reported:

*Matter of emphasis:* Note 2 of the financial statements, describes that the going concern basis was used for preparing the financial statements, notwithstanding the fact that the term of the Company is up to January 1, 2022, extendable up to one year, with the consent of Advisory Committee and thereafter, with the written consent of a majority of the investor shareholders. The opinion of the auditors was not modified in respect of this matter.

- b. In the financial statements for the Financial Year ended December 31, 2019 the following was reported:

*Matter of emphasis:* Note 2 of the financial statements, describes that the going concern basis was used for preparing the financial statements, notwithstanding the fact that the term of the Company is up to January 1, 2021, extendable up to two successive periods of one year each with the consent of Advisory Committee and thereafter, with the written consent of a majority of the investor shareholders. The opinion of the auditors was not modified in respect of this matter.

## **II. Other Group Companies**

Details of our other Group Companies are as follows:

### **6. *Infinity Transoft Solutions Private Limited (“Infinity”)***

Infinity was incorporated as a private limited company on June 24, 2014 under the Companies Act, 2013 with the Registrar of Companies, Gujarat at Ahmedabad. Its CIN is U72200GJ2014PTC079893. Infinity is engaged in the business of providing travel solution to bus operators.

### **7. *Paytm Financial Services Limited (“PFSL”)***

PFSL was incorporated as a public limited company on March 27, 2017 under the Companies Act, 2013 with the Registrar of Companies. Its CIN is U65999DL2017PLC315115. PFSL is authorized under its memorandum of association to engage in the business of financing and investment of all kinds, borrow, lend or advance money by way of loan, working capital finance, refinance and to perform various non-Banking financial activities and all types/ kinds of electronic and virtual payment systems services, in India and abroad including all kinds of online or offline payment services in any manner whatsoever. It is not engaged in any activities at present.

### **8. *Paytm Insuretech Private Limited (“PIPL”)***

PIPL was incorporated as “QORQL Private Limited” as a private limited company on October 5, 2015 under the Companies Act, 2013 with the Registrar of Companies. Its name was changed from “QORQL Private Limited” to “Paytm Insuretech Private Limited” with effect from October 1, 2020. Its CIN is U72200DL2015PTC285987. PIPL is engaged in the business of providing technology enabled solutions and technical manpower.

### **9. *Paytm General Insurance Limited (“PGIL”)***

PGIL was incorporated as “Paytm General Insurance Corporation Limited” as public limited company on February 21, 2018 under Companies Act, 2013 with the Registrar of Companies. Its name was changed from “Paytm General Insurance Corporation Limited” to “Paytm General Insurance Limited” with effect from May 25, 2018. Its CIN is U67200DL2018PLC329710. PGIL is authorized by its memorandum of authorisation to undertake the business of general insurance. However, PGIL is currently not engaged in any active business.

### **10. *Paytm Life Insurance Limited (“PLIL”)***

PLIL was incorporated as “Paytm Life Insurance Corporation Limited” as public limited company on February 21, 2018 under Companies Act, 2013 with the Registrar of Companies. Its name was changed from “Paytm Life Insurance Corporation Limited” to “Paytm Life Insurance Limited” with effect from May 28, 2018. Its CIN is U67200DL2018PLC329711. PLIL is authorized by its memorandum of association to undertake the business of life insurance. However, PLIL is currently not engaged in any active business .

### **11. *Socomo Technologies Private Limited (“Socomo Technologies”)***

Socomo Technologies was incorporated as a private limited company on December 18, 2012 under The Companies Act, 1956 with the Registrar of Companies, Punjab at Chandigarh. Its CIN is U72900CH2012PTC034269. Socomo Technologies is engaged in the business of IT and software development.

## Details of loss-making Group Companies

Except as disclosed below, none of our Group Companies have incurred losses on a standalone basis in their preceding audited financial years.

(in ₹ million, except as otherwise stated)

Name of Group Company	Details of profit/(loss) after tax			
	FY 2018	FY 2019	FY 2020	FY 2021
Eatgood Technologies Private Limited <sup>#</sup>	(66.82)	(262.73)	(447.26)	-
Paytm Financial Services Limited	-	0.53	(0.15)	(2.85)
Paytm Insuretech Private Limited	-	(16.51)	(1.03)	(1.56)
Infinity Transoft Solutions Private Limited <sup>#</sup>	1.12	0.74	(27.30)	-
Paytm General Insurance Limited <sup>#</sup>	-	(0.04)	(10.87)	(69.73)
Paytm Life Insurance Limited <sup>#</sup>	-	(0.04)	(0.13)	(0.11)
Socomo Technologies Private Limited <sup>#</sup>	(163.43)	(32.24)	(20.82)	-

<sup>#</sup>The financial statements of Eatgood Technologies, Infinity and Socomo Technologies for the FY 2021 have not been audited yet.

## Public or rights issue in the preceding three years

None of our Group Companies have made any public or rights issue (as defined under the SEBI ICDR Regulations) in the three years immediately preceding the date of this Prospectus.

## Details of Group Companies under winding up

As on the date of this Prospectus, our Group Companies are not under winding up. Further, as on the date of this Prospectus, no insolvency resolution process or revocation proceedings or actions have been initiated against our Group Companies.

## Insolvent or sick Group Companies

As on the date of this Prospectus, our Group Companies have not been declared insolvent/bankrupt under the Insolvency and Bankruptcy Code, 2016, as applicable. Our Group Companies do not fall under the definition of sick industrial companies under the erstwhile Sick Industrial Companies (Special Provisions) Act, 1985, as applicable.

## Defunct Group Companies

Our Group Companies have not been declared defunct under the Companies Act, 2013 and no application has been made to the relevant registrar of companies or other authority, as applicable, for striking off the name of any of our Group Companies during the five years immediately preceding the date of the Draft Red Herring Prospectus.

## Interests and common pursuits

- Our Group Companies do not have any interest in the promotion of our Company.
- Our Group Companies are not interested in the properties acquired by our Company in the three years immediately preceding the date of this Prospectus or proposed to be acquired by our Company.
- Our Group Companies do not have any interest in any transaction by our Company pertaining to acquisition of land, construction of building and supply of machinery, etc.
- Except as set forth in “*Restated Financial Statements – Annexure V – Note 26 – Related Party Transactions*” on page 350, our Group Companies have no business interest in our Company. For details in relation to Paytm Payments Bank, see “*Our Business – Our Relationship with Paytm Payments Bank*” on page 198. For further details in relation to the shareholding of our Group Companies, Ant and SAIF Partners IV, in our Company, see “*Capital Structure – Notes to Capital Structure – Details of shareholding of the major Shareholders of our Company*” on page 120.

- e. There are no common pursuits between our Group Companies and our Company. We shall adopt necessary procedures and practices as permitted by law to address any conflict situations, as and when they may arise.

**Related business transactions**

Except as set forth in “*Restated Financial Statements – Annexure V – Note 26 – Related Party Transactions*” on page 350, there are no related business transactions with our Group Companies.

**Litigation**

Except as disclosed in “*Outstanding Litigation and Material Developments- Material litigations involving our Group Companies*” on page 453, our Group Companies are not parties to any pending litigation which will have a material impact on our Company.

For further confirmations with respect to our Group Companies, see “*Other Regulatory and Statutory Disclosures*” on page 462.

## DIVIDEND POLICY

The declaration and payment of dividend on our Equity Shares, if any, will be recommended by our Board and approved by our Shareholders, at their discretion, subject to the provisions of our Articles of Association and the applicable laws including the Companies Act, 2013 together with the applicable rules issued thereunder. The dividend distribution policy of our Company was approved and adopted by our Board on July 10, 2021 (“**Dividend Policy**”). In terms of the Dividend Policy, the dividend, if any, will depend on a number of internal and external factors, which, amongst others, include, (i) profits earned and available for distribution during the financial year; (ii) accumulated reserves including retained earnings; (iii) expected future capital /expenditure requirements of our Company; (iv) organic growth plans /expansions; (v) net profit earned during the financial year as per the consolidated financial statements; (vi) debt repayment schedules, if any; (vii) cost of raising funds from alternate sources; and (viii) technological changes. Further, our Board may not declare or recommend dividend for a particular period if it is of the view that it would be prudent to conserve capital for the then ongoing or planned business expansion or other factors which may be considered by the Board.

Retained earnings may be utilized by our Company for making investments for future growth and expansion plans, for the purpose of generating higher returns for the shareholders or for any other specific purpose, as approved by the Board. Our Company may also, from time to time, pay interim dividends. For details in relation to risks involved in this regard, see “*Risk Factors - We cannot assure payment of dividends on the Equity Shares in the future*” on page 75

We have not declared and paid any dividends on the Equity Shares in any of the three Financial Years preceding the date of this Prospectus and until the date of this Prospectus. The dividend history in the past is not necessarily indicative of our dividend amounts, if any, in the future.

**SECTION V – FINANCIAL INFORMATION**

**RESTATED FINANCIAL STATEMENTS**

*[The remainder of this page has intentionally been left blank]*

# Price Waterhouse Chartered Accountants LLP

To  
The Board of Directors  
One97 Communications Limited  
B-121, Sector 5, Noida  
Uttar Pradesh – 201301

## **Independent Auditor's Examination Report on Restated Consolidated Financial Information in connection with the Initial Public Offering of One97 Communications Limited**

Dear Sirs,

1. This report is issued in accordance with the terms of our agreement dated June 30, 2021.
2. We have examined the attached Restated Consolidated Financial Information, expressed in Indian Rupees in millions of One97 Communications Limited (hereinafter referred to as the "Company" or the "Issuer") and its subsidiaries (the Company and its subsidiaries together referred to as the "Group"), its joint ventures and its associates, comprising
  - (a) the "Restated Consolidated Statement of Assets and Liabilities" as at June 30, 2021, June 30, 2020, March 31, 2021, March 31, 2020 and March 31, 2019 (enclosed as Annexure I);
  - (b) the "Restated Consolidated Statement of Profit and Loss" for the three months period ended June 30, 2021 and June 30, 2020 and years ended March 31, 2021, March 31, 2020 and March 31, 2019 (enclosed as Annexure II);
  - (c) the "Restated Consolidated Statement of Changes in Equity" for the three months period ended June 30, 2021 and June 30, 2020 and years ended March 31, 2021, March 31, 2020 and March 31, 2019 (enclosed as Annexure III);
  - (d) the "Restated Consolidated Statement of Cash Flows" for the three months period ended June 30, 2021 and June 30, 2020 and years ended March 31, 2021, March 31, 2020 and March 31, 2019 (enclosed as Annexure IV);
  - (e) the "Notes to Restated Consolidated Financial Information" for the three months period ended June 30, 2021 and June 30, 2020 and years ended March 31, 2021, March 31, 2020 and March 31, 2019 (enclosed as Annexure V); and
  - (f) Statement of Adjustments to the Audited Special Purpose Interim Consolidated Financial Statements as at and for the three months period ended June 30, 2021 and June 30, 2020 and Audited Consolidated Financial Statements as at and for the years ended March 31, 2021, March 31, 2020 and March 31, 2019 (enclosed as Annexure VI);

(hereinafter together referred to as the "Restated Consolidated Financial Information"), prepared by the Management of the Company in connection with the Proposed Initial Public Offering of Equity Shares of the Company (the "IPO" or "Issue") in accordance with the requirements of

- i. Section 26 of the Companies Act, 2013 (the "Act") as amended from time to time;
- ii. Paragraph (A) of Clause 11 (I) of Part A of Schedule VI of the Securities and Exchange Board of India (Issue of Capital and Disclosure Requirements) Regulations, 2018, as amended to date (the "SEBI ICDR Regulations") issued by the Securities and Exchange Board of India (the "SEBI"); and
- iii. the Guidance Note on Reports in Company Prospectuses (Revised 2019) issued by the Institute of Chartered Accountants of India ("ICAI"), as amended from time to time (the "Guidance Note").

The said Restated Consolidated Financial Information has been approved by the Board of Directors of the Company at their meeting held on October 24, 2021 for the purpose of inclusion in the Red Herring Prospectus ("RHP") and the Prospectus (the "Prospectus") and digitally signed by us.

Page 1 of 18

Price Waterhouse Chartered Accountants LLP, Building No. 8, 8th Floor, Tower - B, DLF Cyber City, Gurugram - 122 002  
T: +91 (124) 4620000, F: +91 (124) 4620620

Registered office and Head office: Sucheta Bhawan, 11A Vishnu Digambar Marg, New Delhi 110 002

Price Waterhouse (a Partnership Firm) converted into Price Waterhouse Chartered Accountants LLP (a Limited Liability Partnership with LLP identity no: LLPIN AAC-5001) with effect from July 25, 2014. Post its conversion to Price Waterhouse Chartered Accountants LLP, its ICAI registration number is 012754N/N500016 (ICAI registration number before conversion was 012754N)

### **Management’s Responsibility for the Restated Consolidated Financial Information**

3. The preparation of the Restated Consolidated Financial Information, for the purpose of inclusion in the RHP and the Prospectus to be filed with SEBI, BSE Limited (“BSE”), National Stock Exchange of India Limited (“NSE”) and the Registrar of Companies, National Capital Territory of Delhi and Haryana (the “ROC”) in connection with the proposed IPO, is the responsibility of the Management of the Company. The Restated Consolidated Financial Information have been prepared by the Management of the Company in accordance with the basis of preparation stated in note 2.1 to the Restated Consolidated Financial Information in Annexure V. The Management’s responsibility includes designing, implementing and maintaining internal control relevant to the preparation and presentation of the Restated Consolidated Financial Information. The Management is also responsible for identifying and ensuring that the Company, its subsidiaries, its associates and its joint ventures comply with the Act, SEBI ICDR Regulations and the Guidance Note.

### **Auditor’s Responsibilities**

4. Our work has been carried out considering the concepts of test checks and materiality to obtain reasonable assurance based on verification of evidence supporting the Restated Consolidated Financial Information in accordance with the Guidance Note on Reports in Company Prospectuses (Revised 2019) and other applicable authoritative pronouncements issued by the Institute of Chartered Accountants of India and pursuant to the requirements of Section 26 of the Act, and the SEBI ICDR Regulations. Our work was performed solely to assist you in meeting your responsibilities in relation to your compliance with the Act, the SEBI ICDR Regulations and the Guidance Note in connection with the Issue.
5. The Guidance Note requires that we comply with the ethical requirements of the Code of Ethics issued by the Institute of Chartered Accountants of India.
6. Our examination of the Restated Consolidated Financial Information has not been carried out in accordance with the auditing standards generally accepted in the United States of America, standards of the Public Company Accounting Oversight Board and accordingly should not be relied upon by any one as if it had been carried out in accordance with those standards or any other standards besides the standards referred to in this report.
7. The Restated Consolidated Financial Information, expressed in Indian Rupees in millions (INR Million), has been prepared by the Company’s Management from the audited special purpose interim consolidated financial statements of the Group, its joint ventures and its associates as at and for the three months period ended June 30, 2021 and June 30, 2020 and the audited consolidated financial statements of the Group, its joint ventures and its associates as at and for the years ended March 31, 2021, March 31, 2020 and March 31, 2019 prepared in accordance with the Indian Accounting Standards (referred to as “Ind AS”) as prescribed under Section 133 of the Act read with Companies (Indian Accounting Standards) Rules 2015, as amended, and other accounting principles generally accepted in India, which have been approved by the Board of Directors at their meeting held on September 14, 2021, September 14, 2021, May 28, 2021, May 22, 2020 and May 16, 2019, respectively.
8. For the purpose of our examination, we have relied on the Auditors’ reports issued by us on the special purpose interim consolidated financial statements of the Group, its joint ventures and its associates as at and for the three months period ended June 30, 2021 and June 30, 2020, respectively, and the consolidated financial statements of the Group, its joint ventures and its associates as at and for the years ended March 31, 2021, March 31, 2020 and March 31, 2019, respectively, as referred in paragraph 7 above, on which we issued unmodified opinions vide our reports dated September 14, 2021, September 14, 2021, May 28, 2021, August 2, 2020 and June 15, 2019, respectively. Also refer paragraph 15(a) below.

9. We have not audited or examined any consolidated financial statements or restated consolidated financial information of the Group, its joint ventures and its associates as of any date or for any period subsequent to June 30, 2021. Accordingly, we do not express any opinion on the consolidated financial position, consolidated results, consolidated changes in equity and consolidated cash flows of the Group, its joint ventures and its associates as of any date or for any period subsequent to June 30, 2021.

## **Opinion**

10. Based on our examination and according to the information and explanations given to us and also as per the reliance placed on the examination report submitted by the Other Auditors for respective periods/years as referred to in paragraphs 16(a), as applicable, we report that the Restated Consolidated Financial Information:
  - a. have been prepared in accordance with the Act, the SEBI ICDR Regulations and the Guidance Note;
  - b. have been prepared after incorporating adjustments in respect of changes in the accounting policies (as disclosed in Annexure VI to this report), material errors, if any, and regrouping/reclassifications retrospectively to reflect the same accounting treatment as per the accounting policies as at and for three months period ended June 30, 2021, for all the reporting periods; and
  - c. there are no qualifications in the auditors' reports which require any adjustments.
11. The Restated Consolidated Financial Information do not reflect the effects of events that occurred subsequent to the respective dates of the reports on the audited special purpose interim consolidated financial statements and the audited consolidated financial statements mentioned in paragraph 8 above.
12. This report should not in any way be construed as a re-issuance or re-dating of any of the previous audit reports issued by us on the special purpose interim consolidated financial statements and on the consolidated financial statements of the Group, its joint ventures and its associates, as may be applicable, for the reporting periods.
13. We have no responsibility to update our report for events and circumstances occurring after the date of the report.

## **Emphasis of Matter**

14. We draw attention to the following matters:
  - (i) The auditor's report issued by us dated September 14, 2021 on the Special Purpose Interim Consolidated Financial Statements of the Group, its joint ventures and its associates as at and for the three months period ended June 30, 2021 includes the following Emphasis of Matter paragraphs (also refer Note 2.1, 39, 47, 41(c), 41(a) and 41(b) to the Restated Consolidated Financial Information in Annexure V)

"We draw your attention to the following matters:

- a) Note 2.1 to the Special Purpose Interim Consolidated Financial Statements, which describes the management's assessment of the impact of the outbreak of Coronavirus (Covid-19) on the business operations of the Group. The management believes that it has taken into account the adjustments required in the Special Purpose Interim Consolidated Financial Statements, however, in view of the various preventive measures taken and highly uncertain economic environment, a definitive assessment of the impact on the subsequent periods is highly dependent upon circumstances as they evolve.



- b) Note 39 to the Special Purpose Interim Consolidated Financial Statements relating to:
- i. non-realisation of foreign currency receivables as at June 30, 2021 amounting to INR 9.70 million, INR 104.81 million and INR 214.37 million, due for more than nine months, fifteen months (extended from nine months via RBI circular RBI/2019-20/206 A. P. (DIR Series) Circular No. 27 dated April 1, 2020, for the exports made up to or on July 31, 2020) and three years, respectively from the date of exports, being the time period permitted under the RBI Master Direction on Export of goods and Services vide FED Master Direction No. 16/2015-16 dated January 1, 2016 (as amended), issued by the Reserve Bank of India. The Group has applied to the Authorised Dealer (AD) seeking permission for extension of time for realisation and for write-off of certain receivables, including updated application dated December 8, 2020 filed by the Holding Company. Further, the Holding Company has made an application to the RBI vide the letter dated December 17, 2020 for seeking approval extension of time for realisation of receivable balances amounting to INR 195.91 million and write off receivable balances amounting to INR 93.60 million and approval is currently awaited. Further, the Holding Company has filed a new application to RBI vide the letter dated August 3, 2021 for seeking approval for extension of time for realisation of certain receivables amounting to INR 32.66 million and approval is currently awaited.
  - ii. non-settlement of foreign currency payables as at June 30, 2021 amounting to INR 0.04 million and INR 1.63 million, due for more than twelve months (extended from six months via RBI circular - RBI/2019-20/242 A.P. (DIR Series) Circular No.33 dated May 22, 2020) and three years respectively, being the time permitted under the RBI Master Direction on Import of Goods and Services vide FED Master Direction No. 17/2016-17 dated January 1, 2016 (as amended) issued by the RBI. The Holding Company has applied to the AD seeking permission for extension of time for settlement and for write-back of certain payables. The Holding Company has also filed an application to RBI via letters dated July 29, 2021 and August 9, 2021 for permission to write-back payable balances amounting to INR 1.30 million and approval is currently awaited. Subsequently, AD has approved the write-back of INR 0.37 million vide letter dated August 11, 2021.
- c) Note 45 to the Special Purpose Interim Consolidated Financial Statements which describes the application made by the Holding Company under section 454 of the Act to adjudicate noncompliance with the provisions of Section 62(1)(b) of the Act read with Rule 12(1) of the Companies (Share Capital and Debentures) Rules, 2014 in relation to grants of Employee Stock Options (ESOPs) made in earlier years to an employee. As stated in the aforesaid Note, the Holding Company has taken steps for cancellation of ESOP grants and shares allotted in the past have been transferred to the Paytm Associate Benefit Welfare Trust (formerly known as One 97 Employee Welfare Trust) and the Holding Company is awaiting the outcome of the adjudication application.
- d) Note 41(c) to the Special Purpose Interim Consolidated Financial Statements, which indicates that one of the Subsidiary Company's financial assets as at March 31, 2021 were more than 50% of its total assets and its income from financial assets was more than 50% of the total income for the year. As per the press release dated April 8, 1999 issued by Reserve Bank of India (RBI) the Subsidiary Company fulfils the principal business criteria for being classified as a Non-Banking Financial Company (NBFC) as at March 31, 2021 and accordingly is required to obtain registration as such. However, the Subsidiary Company's Management has stated that this position is temporary in nature and the Subsidiary Company has no intention of conducting the business as an NBFC, and accordingly it had filed an application with the RBI seeking dispensation from registration as NBFC

Our opinion is not modified in respect of the above matters.”

- e) The following emphasis of matter paragraph has been included in the independent auditor's report dated September 8, 2021 issued by independent firm of chartered accountants on the audit of the Interim Ind AS Financial Statements of Nearbuy India Private Limited which has been reported as under:

“Emphasis of Matter – Effects of COVID-19

We draw attention to Note 1(a) of the accompanying Ind AS financial statements, which describes the management's evaluation of impact of uncertainties related to COVID-19 and its consequential effects on the carrying value of its assets as at June 30, 2021 and the operations of the Company. Our opinion is not modified in respect of this matter.

Note 1(a) referred above corresponds to Note 41(a) to the Special Purpose Interim Consolidated Financial Statements.”

- f) The following emphasis of matter paragraph has been included in the independent auditor's report dated September 10, 2021 issued by independent firm of chartered accountants on the audit of the Interim Ind AS Financial Statements of Wasteland Entertainment Private Limited which has been reported as under:

“Emphasis of Matter

We draw attention to Note 2.1 to the accompanying interim Ind AS financial statements, which describes the management's evaluation of impact of uncertainties related to COVID-19 and its consequential effects on the carrying value of its assets as at June 30, 2021 and the operations of the Company. Our opinion is not modified in respect of this matter.”

Note 2.1 referred above corresponds to Note 41(b) to the Special Purpose Interim Consolidated Financial Statements.”

- (ii) The auditor's report issued by us dated September 14, 2021 on the Special Purpose Interim Consolidated Financial Statements of the Group, its joint ventures and its associates as at and for the three months period ended June 30, 2020 includes the following Emphasis of Matter paragraphs (also refer Note 2.1, 39, 47, 41(a) and 41(b) to the Restated Consolidated Financial Information in Annexure V)

“We draw your attention to the following matters:

- a) Note 2.1 to the Special Purpose Interim Consolidated Financial Statements, which describes the management's assessment of the impact of the outbreak of Coronavirus (Covid-19) on the business operations of the Group. The management believes that it has taken into account the adjustments required in the Special Purpose Interim Consolidated Financial Statements, however, in view of the various preventive measures taken and highly uncertain economic environment, a definitive assessment of the impact on the subsequent periods is highly dependent upon circumstances as they evolve.

b) Note 39 to the Special Purpose Interim Consolidated Financial Statements relating to:

- i. non-realisation of foreign currency receivables as at June 30, 2020 amounting to INR 130.23 million and INR 173.53 million, due for more than fifteen months (extended from nine months via RBI circular RBI/2019-20/206 A. P. (DIR Series) Circular No. 27 dated April 1, 2020) and three years, respectively from the date of exports, being the time period permitted under the RBI Master Direction on Export of goods and Services vide FED Master Direction No. 16/2015-16 dated January 1, 2016 (as amended) issued by the Reserve Bank of India (RBI). Subsequent to the Consolidated Balance Sheet date, the Holding Company has received INR 78.06 million and for the remaining outstanding balance, the Group has applied to the Authorized Dealer (AD) seeking permission for extension of time for realisation and for write-off of certain receivables, including updated application dated December 8, 2020 filed by the Holding Company. Further, the Holding Company has made an application to the RBI vide the letter dated December 17, 2020 for seeking approval for extension of time for realisation of receivable balances amounting to INR 153.74 million and to write off receivable balances amounting to INR 66.82 million and approval is currently awaited.
- ii. non-settlement of foreign currency payables as at June 30, 2020 amounting to INR 0.04 million and INR 1.66 million, due for more than twelve months (extended from six months via RBI circular RBI/2019-20/242 A.P. (DIR Series) Circular No.33 dated May 22, 2020) and three years, respectively being the time permitted under the RBI Master Direction on Import of Goods and Services vide FED Master Direction No. 17/2016-17 dated January 1, 2016 (as amended) issued by the RBI. The Holding Company has applied to the AD seeking permission for extension of time for settlement and for write-back of certain payables. The Holding Company has also filed an application to RBI via letters dated July 29, 2021 and August 9, 2021 for permission to write-back payable balances amounting to INR 1.33 million and approval is currently awaited. Subsequently, AD has approved the write-back of INR 0.37 million vide letter dated August 11, 2021.

c) Note 43 (c) to the Special Purpose Interim Consolidated Financial Statements which describes the application made by the Holding Company under section 454 of the Act to adjudicate noncompliance with the provisions of Section 62(1)(b) of the Act read with Rule 12(1) of the Companies (Share Capital and Debentures) Rules, 2014 in relation to grants of Employee Stock Options (ESOPs) made in earlier years to an employee. As stated in the aforesaid note, the Holding Company has taken steps for cancellation of ESOP grants and shares allotted in the past have been transferred to the Paytm Associate Benefit Welfare Trust (formerly known as One 97 Employee Welfare Trust) and the Holding Company is awaiting the outcome of the adjudication application.

Our opinion is not modified in respect of the above matters.”

d) The following emphasis of matter paragraph has been included in the independent auditor’s report dated September 8, 2021 issued by independent firm of chartered accountants on the audit of the Interim Ind AS Financial Statements of Nearbuy India Private Limited which has been reported as under:

“Emphasis of Matter – Effects of COVID-19

We draw attention to Note 1(a) of the accompanying Ind AS financial statements, which describes the management’s evaluation of impact of uncertainties related to COVID-19 and its consequential effects on the carrying value of its assets as at June 30, 2020 and the operations of the Company.

Our opinion is not modified in respect of this matter.

Note 1(a) referred above corresponds to Note 41(a) to the Special Purpose Interim Consolidated Financial Statements.”

- e) The following emphasis of matter paragraph has been included in the independent auditor’s report dated September 10, 2021 issued by independent firm of chartered accountants on the audit of the Interim Ind AS Financial Statements of Wasteland Entertainment Private Limited which has been reported as under:

“Emphasis of Matter

We draw attention to Note 2.1 to the accompanying interim Ind AS financial statements, which describes the management's evaluation of impact of uncertainties related to COVID-19 and its consequential effects on the carrying value of its assets as at June 30, 2020 and the operations of the Company.

Our opinion is not modified in respect of this matter.

Note 2.1 referred above corresponds to Note 41(b) to the Special Purpose Interim Consolidated Financial Statements.”

- (iii) The auditor’s report issued by us dated May 28, 2021 on the Consolidated Financial Statements of the Group, its joint ventures and its associates as at and for the year ended March 31, 2021 includes the following Emphasis of Matter paragraphs (also refer Note 2.1, 39, 41(c), 41(a) and 41(b) to the Restated Consolidated Financial Information in Annexure V)

“We draw your attention to the following matters:

- a) Note 2.1 to the Consolidated Financial Statements, which describes the management’s assessment of the impact of the outbreak of Coronavirus (Covid-19) on the business operations of the Group. The management believes that no adjustments are required in the Consolidated Financial Statements as it does not impact the current financial year, however, in view of the various preventive measures taken and highly uncertain economic environment, a definitive assessment of the impact on the subsequent periods is highly dependent upon circumstances as they evolve.
- b) Note 39 to the Consolidated Financial Statements relating to:
- i. non-settlement of foreign currency payables as at March 31, 2021 amounting to INR 0.04 million and INR 1.61 million, due for more than twelve months (time period extended from six months via RBI circular -RBI/2019-20/242 A.P. (DIR Series) Circular No.33 dated May 22, 2020) and three years, respectively, being the time period permitted under the RBI Master Direction on Import of Goods and Services vide FED Master Direction No. 17/2016- 17 dated January 1, 2016 (as amended), issued by RBI. The Holding Company had applied to the Authorised Dealer (AD) seeking permission for extension of time period for settlement of the payables. Further, during this year, the Holding Company has approached AD via letter dated March 25, 2021 and Reserve Bank of India via letter dated April 22, 2021, for permission to write-back payable balances amounting to INR 0.59 million and INR 1.06 million, respectively and approval is currently awaited.

- ii. non-realisation of foreign currency receivables as at March 31, 2021 amounting to INR 91.14 million and INR 207.13 million, due for more than fifteen months (time period extended from nine months via RBI circular RBI/2019-20/206 A. P. (DIR Series) Circular No. 27 dated April 1, 2020) and three years, respectively, from the date of exports, and RBI Master Direction on Export of goods and Services vide FED Master Direction No. 16/2015-16 dated January 1, 2016 (as amended), issued by the RBI. The Group has applied to the Authorised Dealer seeking permission for extension of time period for realisation and write-off of certain receivables, including updated application dated December 8, 2020 filed by the Holding Company. Further, the Holding Company has made an application to the RBI vide the letter dated December 17, 2020 for seeking approval for extension of time-limit and write off receivable balances and approval is currently awaited.
- c) Note 41(c) to the Consolidated Financial Statements, which indicates that one of the Subsidiary Company's financial assets as at March 31, 2021 were more than 50% of its total assets and its income from financial assets was more than 50% of the total income for the year. As per the press release dated April 8, 1999 issued by Reserve Bank of India (RBI) the Subsidiary Company fulfils the principal business criteria for being classified as a Non-Banking Financial Company (NBFC) as at March 31, 2021 and accordingly is required to obtain registration as such. However, the Subsidiary Company's Management has stated that this position is temporary in nature and the Subsidiary Company has no intention of conducting the business as an NBFC, and accordingly it has filed an application with the RBI seeking dispensation from registration as NBFC.

Our opinion is not modified in respect of the above matters.”

- d) The following emphasis of matter paragraph has been included in the independent auditor's report dated May 21, 2021 issued by an independent firm of chartered accountants on the audit of the standalone financial statements for the year ended March 31, 2021 of Nearbuy India Private Limited which has been reported as under:

“We draw attention to Note 1(a) of the accompanying financial statements, which describes the management's evaluation of impact of uncertainties related to COVID-19 and its consequential effects on the carrying value of its assets as at March 31, 2021 and the operations of the Company. Our opinion is not modified in respect of this matter.

Note 1(a) referred above corresponds to Note 41(a) to the Consolidated Financial Statements.”

- e) The following emphasis of matter paragraph has been included in the independent auditor's report dated May 18, 2021 issued by an independent firm of chartered accountants on the audit of the standalone financial statements for the year ended March 31, 2021 of Wasteland Entertainment Private Limited which has been reported as under:

“We draw attention to Note 2.1 to the accompanying financial statements, which describes the management's evaluation of impact of uncertainties related to COVID-19 and its consequential effects on the carrying value of its assets as at March 31, 2021 and the operations of the Company. Our opinion is not modified in respect of this matter.”

Note 2.1 referred above corresponds to Note 41(b) to the Consolidated Financial Statements.”

- iv. The auditor's report issued by us dated August 2, 2020 on the Consolidated Financial Statements of the Group, its joint ventures and its associates as at and for the year ended March 31, 2020 includes the following Emphasis of Matter paragraph (also refer Note 2.1, 39, 41(b) and 41(a) to the Restated Consolidated Financial Information in Annexure V)

"We draw your attention to the following matters –

- a) Note 2.1 to the Consolidated Financial Statements, which describes the management's assessment of the impact of the outbreak of Coronavirus (Covid-19) on the business operations of the Group, The management believes that no adjustments are required in the financial statements as it does not impact the current financial year, however, in view of the various preventive measures taken (such as complete lock-down restrictions by the Government of India, travel restrictions etc.) and highly uncertain economic environment, a definitive assessment of the impact on the subsequent periods is highly dependent upon circumstances as they evolve.
- b) Note 40 to the Consolidated Financial Statements regarding the non-settlement of foreign currency payables as at March 31, 2020 amounting to Rs 0.57 million and Rs 1.29 million by the group, due for more than twelve months (time period extended from six months via RBI circular - RBI/2019-20/242 A.P. (DIR Series) Circular No.33 dated May 22,2020) and three years, respectively from the date of imports and non realisation of foreign currency receivables as at March 31, 2020 amounting to Rs 260.59 million and Rs 7.50 million by the group, due for more than fifteen months (time period extended from nine months via RBI circular - RBI/2019-20/206 A. P. (DIR Series) Circular No. 27 dated April 01, 2020) and three years, respectively from the date of exports, being the time period permitted under the RBI Master Direction on Import of Goods and Services vide FED Master Direction No. 17/2016-17 dated January 1,2016 (as amended) and RBI Master Direction on Export of goods and Services vide FED Master Direction No. 16/2015-16 dated January 1, 2016 (as amended), respectively, issued by the Reserve Bank of India. The Group has applied to the Authorised Dealer seeking permission for extension of time period for settlement of the payables and realisation of the receivables and for write-off of certain receivables outstanding for a period exceeding three years.

Our opinion is not modified in respect of the above matters."

- c) The following emphasis of matter paragraph has been included in the independent auditor's report dated May 20, 2020 issued by an independent firm of chartered accountants on the audit of the standalone financial statements of Wasteland Entertainment Private Limited which has been reproduced as under:

"We draw attention to Note 2 to the accompanying financial statements, which describes the management evaluation of impact of uncertainties related to COVID-19 and its consequential effects on the carrying value of its assets as at March 31, 2020 and the operations of the Company.

Our opinion is not modified in respect of this matter."

- d) The following emphasis of matter paragraph has been included in the independent auditor's report dated May 21, 2020 issued by an independent firm of chartered accountants on the audit of the standalone financial statements of Nearbuy India Private limited which has been reproduced as under:

"We draw attention to Note 1(a) of the accompanying financial statements, which describes the management's evaluation of impact of uncertainties related to COVID-19 and its consequential effects on the carrying value of its assets as at March 31, 2020 and the operations of the Company.

Our opinion is not modified in respect of this matter."

- v. The auditor's report issued by us dated June 15, 2019 on the Consolidated Financial Statements of the Group, its joint ventures and its associates as at and for the year ended March 31, 2019 includes the following Emphasis of Matter paragraph (also refer Note 39 of the Restated Consolidated Financial Information in Annexure V)

"We draw your attention to Note 40 to the Consolidated Financial Statements regarding the non settlement of foreign currency payables as at March 31,2019 amounting to Rs 26.14 million and Rs 0.95 million by the Holding Company, due for more than six months and three years, respectively from the date of imports and non realisation of foreign currency receivables as at March 31,2019 amounting to Rs 213.89 million and Rs 2.84 million by the Holding Company, due for more than nine months and three years, respectively from the date of exports, being the time period permitted under the RBI Master Direction on Import of Goods and Services vide FED Master Direction No. 17/2016-17 dated January 1, 2016 (as amended) and RBI Master Direction on Export of goods and Services vide FED Master Direction No. 16/2015-16 dated January 1, 2016 (as amended), respectively, issued by the Reserve Bank of India. The Holding Company has applied to the Authorised Dealer seeking permission for extension of time period for settlement of the payables and realisation of the receivables and for write-off of certain receivables outstanding for a period exceeding three years.

Our opinion is not modified in respect of this matter."

#### **Other Matters**

15. As indicated in our auditor's reports referred in paragraph 8 above:

- (a) We did not audit the interim financial statements/financial information/ financial statements, as applicable, of certain subsidiaries whose share of total assets, net assets, total revenue, total comprehensive income (comprising of loss and other comprehensive income), net cash inflows/ (outflows) and certain associates whose share of profit included in the special purpose interim consolidated financial statements/ consolidated financial statements, as applicable, for the relevant periods/years is tabulated in Table A below, which have been audited by other auditors (Refer Table B below), and whose reports have been furnished to us by the Company's management and our opinion on the special purpose interim consolidated financial statements/consolidated financial statements, as applicable, in so far as it relates to the amounts and disclosures included in respect of these components, is based solely on the reports of the other auditors:

**Table A**

<b>Particulars</b>	<b>As at and for the three months period ended June 30, 2021</b>	<b>As at and for the three months period ended June 30, 2020</b>	<b>As at and for the year ended March 31, 2021</b>	<b>As at and for the year ended March 31, 2020</b>	<b>As at and for the year ended March 31, 2019</b>
Number of Subsidiaries (numbers)	13	14	11	8	2
Total Assets (INR Million)	5,437.32	3,858.29	4,601.33	3,841.80	625.09
Net Assets (INR Million)	2,540.98	1,735.08	2,380.88	1,533.87	322.32
Total Revenue (INR Million)	769.60	618.54	2,793.24	3,782.73	454.68
Total Comprehensive Income (INR Million)	(-) 136.49	(-) 219.87	(-)1,125.83	(-)3,199.17	(-)877.68
Net cash inflows/ (outflows) (INR Million)	(506.55)	154.74	299.89	426.53	152.15
Number of Associates (numbers)	2	1	2	1	1
Share of profit/ (loss) in associates (net) (INR Million)	15.09	198.52	91.51	12.85	320.52



**Table B**

<b>S.No</b>	<b>Name of the Entity</b>	<b>Relationship</b>	<b>Auditor</b>	<b>Audit Period</b>
1	Wasteland Entertainment Private Limited	Subsidiary	S. R. Batliboi & Associates LLP	Three months period ended June 30, 2021 and June 30, 2020 and FY20-21 and FY19-20
2	Urja Money Private Limited	Subsidiary	S. R. Batliboi & Associates LLP	Three months period ended June 30, 2021 and June 30, 2020 and FY20-21
3	Little Internet Private Limited	Subsidiary	S. R. Batliboi & Associates LLP	Three months period ended June 30, 2021 and June 30, 2020 and FY20-21 and FY19-20
4	Paytm Money Limited	Subsidiary	S. R. Batliboi & Associates LLP	Three months period ended June 30, 2021 and June 30, 2020 and FY20-21 and FY19-20 and FY18-19
5	Paytm Insurance Broking Private Limited	Subsidiary	S. R. Batliboi & Associates LLP	Three months period ended June 30, 2021 and June 30, 2020 and FY20-21 and FY19-20
6	One97 Communications Singapore Private Limited	Subsidiary	Fiducia LLP	Three months period ended June 30, 2021 and June 30, 2020 and FY20-21 and FY19-20
7	Paytm Labs Inc.	Subsidiary	Ernst & Young LLP	Three months period ended June 30, 2021 and June 30, 2020 and FY20-21 and FY19-20
8	One97 Communications Malaysia Sdn. Bdn	Subsidiary	KL Associates	Three months period ended June 30, 2021 and June 30, 2020 and FY20-21 and FY19-20
9	Xceed IT Solution Private Limited	Subsidiary	Rohit j Aggarwal & Co.	Three months period ended June 30, 2021 and June 30, 2020 and FY20-21
10	Nearbuy India Private Limited	Subsidiary	S. R. Batliboi & Associates LLP	Three months period ended June 30, 2021 and June 30, 2020 and FY20-21, FY19-20 and FY18-19
11	Fincollect Services Private Limited	Subsidiary	S. R. Batliboi & Associates LLP	Three months period ended June 30, 2021 and June 30, 2020 and FY20-21
12	Paytm Payments Bank Limited	Associate	MSKA & Associates	Three months period ended June 30, 2021 and June 30, 2020 and FY20-21, FY19-20 and FY18-19
13	Paytm Financial Services Limited *	Associate	S. R. Batliboi & Associates LLP	Three months period ended June 30, 2021 and June 30, 2020 and FY20-21
14	One 97 Communications Bangladesh Private Limited	Subsidiary	Rahman Mostafa Alam & Co.	Three months period ended June 30, 2021 and June 30, 2020
15	One97 Communications FZ – LLC	Subsidiary	Capex Hasan Auditing	Three months period ended June 30, 2021 and June 30, 2020

\*Subsidiary as of June 30, 2020

- (b) We did not audit the interim financial information/ financial statements/financial information, as applicable, of certain subsidiaries whose interim financial information/ financial statements/ financial information reflect total assets, net assets, total revenue, total comprehensive income (comprising of profit/ (loss) and other comprehensive income) and net cash inflows, as considered in the special purpose interim consolidated financial statements/ consolidated financial statements, as applicable, for the relevant periods/years as tabulated in Table C below. The special purpose interim consolidated financial statements/ consolidated financial statements, as applicable, also include the Group's share of total comprehensive income (comprising of loss and other comprehensive income) as considered in the special purpose interim consolidated financial statements/ consolidated financial statements, as applicable, for the relevant periods/years, in respect of certain associate companies and joint ventures (tabulated in Table C below), whose interim financial information/ financial statements/ financial information, as applicable, have not been audited by us. These interim financial information/ financial statements/ financial information, as applicable, are unaudited and have been furnished to us by the Management, and our opinion on the special purpose interim consolidated financial statements/ consolidated financial statements, as applicable, in so far as it relates to the amounts and disclosures included in respect of these subsidiaries, associate companies and joint ventures is based solely on such unaudited interim financial information/ financial statements/ financial information, as applicable. In our opinion and according to the information and explanations given to us by the Management, these interim financial information/ financial statements/ financial information, as applicable, are not material to the Group.

**Table C**

<b>Particulars</b>	<b>As at and for the three months period ended June 30, 2021</b>	<b>As at and for the three months period ended June 30, 2020</b>	<b>As at and for the year ended March 31, 2021</b>	<b>As at and for the year ended March 31, 2020</b>	<b>As at and for the year ended March 31, 2019</b>
Number of Subsidiaries (numbers)	10	10	12	20	25
Total Assets (INR Million)	265.00	231.59	577.29	998.49	6,913.94
Net Assets (INR Million)	(-) 62.45	(-) 79.65	127.42	180.28	4,607.67
Total Revenue (INR Million)	32.28	16.05	279.51	808.62	1,809.87
Total Comprehensive Income (INR Million)	(-) 5.51	(-) 10.99	110.97	(-)283.08	(-)2,149.81
Net cash inflows/ (outflows) (INR Million)	54.89	18.26	81.10	42.70	142.60
Number of Associates and Joint ventures (numbers)	7	6	5	6	4
Share of profit/ (loss) in associates/joint ventures (INR Million)	(-) 2.84	(-) 15.59	(-) 50.03	(-)41.19	(-) 8.36

Our opinion on the consolidated financial statements is not modified in respect of these matters.

16. We did not examine:

- (a) the restated financial information of certain subsidiaries whose share of total assets, net assets, total revenue, total comprehensive income (comprising of loss and other comprehensive income), net cash inflows/ (outflows) and certain associates whose share of profit included in the Restated Consolidated Financial Information, for the relevant periods/years tabulated in Table D below, which have been examined by Other Auditors (Refer Table E below) and whose examination reports have been furnished to us by the Company's management and our opinion on the Restated Consolidated Financial Information, in so far as it relates to the amounts and disclosures included in respect of these components, is based solely on the examination reports of the other auditors:

**Table D**

<b>Particulars</b>	<b>As at and for the three months period ended June 30, 2021</b>	<b>As at and for the three months period ended June 30, 2020</b>	<b>As at and for the year ended March 31, 2021</b>	<b>As at and for the year ended March 31, 2020</b>	<b>As at and for the year ended March 31, 2019</b>
Number of Subsidiaries (numbers)	13	14	11	8	2
Total Assets (INR Million)	5,437.32	3,858.29	4,601.33	3,841.80	625.09
Net Assets (INR Million)	2,540.98	1,735.08	2,380.88	1,533.87	322.32
Total Revenue (INR Million)	769.60	618.54	2,793.24	3,782.73	454.68
Total Comprehensive Income (INR Million)	(-) 136.49	(-) 219.87	(-)1,125.83	(-)3,199.17	(-)877.68
Net cash inflows/ (outflows) (INR Million)	(506.55)	154.74	299.89	426.53	152.15
Number of Associates (numbers)	2	1	2	1	1
Share of profit/ (loss) in associates (net) (INR Million)	15.09	198.52	91.51	12.85	320.52

**Table E**

<b>S.No</b>	<b>Name of the Entity</b>	<b>Relationship</b>	<b>Auditor</b>	<b>Audit Period</b>
1	Wasteland Entertainment Private Limited	Subsidiary	S. R. Batliboi & Associates LLP	Three months period ended June 30, 2021 and June 30, 2020 and FY20-21 and FY19-20
2	Urja Money Private Limited	Subsidiary	S. R. Batliboi & Associates LLP	Three months period ended June 30, 2021 and June 30, 2020 and FY20-21
3	Little Internet Private Limited	Subsidiary	S. R. Batliboi & Associates LLP	Three months period ended June 30, 2021 and June 30, 2020 and FY20-21 and FY19-20
4	Paytm Money Limited	Subsidiary	S. R. Batliboi & Associates LLP	Three months period ended June 30, 2021 and June 30, 2020 and FY20-21, FY19-20 and FY18-19
5	Paytm Insurance Broking Private Limited	Subsidiary	S. R. Batliboi & Associates LLP	Three months period ended June 30, 2021 and June 30, 2020 and FY20-21 and FY19-20
6	One97 Communications Singapore Private Limited	Subsidiary	Rohit j Aggarwal & Co.	Three months period ended June 30, 2021 and June 30, 2020 and FY20-21 and FY19-20
7	Paytm Labs Inc.	Subsidiary	Rohit j Aggarwal & Co.	Three months period ended June 30, 2021 and June 30, 2020 and FY20-21 and FY19-20
8	One97 Communications Malaysia Sdn. Bdn	Subsidiary	Rohit j Aggarwal & Co.	Three months period ended June 30, 2021 and June 30, 2020 and FY20-21 and FY19-20
9	Xceed IT Solution Private Limited	Subsidiary	Rohit j Aggarwal & Co.	Three months period ended June 30, 2021 and June 30, 2020 and FY20-21
10	Nearbuy India Private Limited	Subsidiary	S. R. Batliboi & Associates LLP	Three months period ended June 30, 2021 and June 30, 2020 and FY20-21, FY19-20 and FY18-19
11	Fincollect Services Private Limited	Subsidiary	S. R. Batliboi & Associates LLP	Three months period ended June 30, 2021 and June 30, 2020 and FY20-21
12	Paytm Payments Bank Limited	Associate	MSKA & Associates	Three months period ended June 30, 2021 and June 30, 2020 and FY20-21, FY19-20 and FY18-19
13	Paytm Financial Services Limited *	Associate	S. R. Batliboi & Associates LLP	Three months period ended June 30, 2021 and June 30, 2020 and FY20-21
14	One 97 Communications Bangladesh Private Limited	Subsidiary	Rohit j Aggarwal & Co.	Three months period ended June 30, 2021 and June 30, 2020
15	One97 Communications FZ – LLC	Subsidiary	Rohit j Aggarwal & Co.	Three months period ended June 30, 2021 and June 30, 2020

\*Subsidiary as of June 30, 2020

These Other Auditors of the subsidiaries and associates, as mentioned above, have confirmed that the restated standalone/consolidated financial information of the components:

- i. have been prepared after incorporating adjustments for the changes in accounting policies, material errors and regrouping/reclassifications retrospectively in the financial years ended March 31, 2021, March 31, 2020, March 31, 2019 and three months period ended June 30, 2020 to reflect the same accounting treatment as per the accounting policies and grouping/ classifications followed as at and for the three months period ended June 30, 2021;
- ii. there are no qualifications in the auditors' reports which require any adjustments. However, the following matter has been included in paragraph 6(b) of the other auditor's examination report dated September 20, 2021 issued by an independent firm of chartered accountants of Wasteland Entertainment Private Limited which has been reported as under:

“there are no qualifications in the auditors' reports on the Ind AS Financial Statements of the Company as at and for the three months ended June 30, 2021 and June 30, 2020 and for each of the years ended March 31, 2021, March 31, 2020, March 31, 2019 which require any adjustments to the Restated Ind AS Summary Statements. However, qualifications included in the Annexure 1 to the auditors' report issued under Companies (Auditor's Report) Order, 2016, as applicable, on the Ind AS financial statements for the year ended March 31, 2021, March 31, 2020 and March 31, 2019 which do not require any corrective adjustment to the Restated Ind AS Summary Statements have been disclosed in Part C of Annexure VI to the Restated Ind AS Summary Statements.” (Refer Annexure VI to the Restated Consolidated Financial Information); and

- iii. have been prepared in accordance with the Act, SEBI ICDR Regulations and the Guidance Note.

(b) the restated financial information of certain subsidiaries, whose restated financial information reflect total assets, total revenue, total comprehensive income (comprising of profit/ (loss) and other comprehensive income) and net cash inflows as considered in the Restated Consolidated Financial Information for the relevant period/years is tabulated in Table F below. The Restated Consolidated Financial Information also include the Group's share of total comprehensive income (comprising of loss and other comprehensive income), as considered in the Restated Consolidated Restated Financial Information for the relevant period/years is tabulated in Table F below, in respect of certain associate companies and joint ventures whose restated financial information have not been examined by us. These restated financial information are unexamined and have been furnished to us by the Management, and our opinion on the Restated Consolidated Financial Information insofar as it relates to the amounts and disclosures included in respect of these subsidiaries, associate companies and joint ventures, is based solely on such unexamined restated financial information. In our opinion and according to the information and explanations given to us by the Management, these restated financial information are not material to the Group.

**Table F**

<b>Particulars</b>	<b>As at and for the three months period ended June 30, 2021</b>	<b>As at and for the three months period ended June 30, 2020</b>	<b>As at and for the year ended March 31, 2021</b>	<b>As at and for the year ended March 31, 2020</b>	<b>As at and for the year ended March 31, 2019</b>
Number of Subsidiaries (numbers)	10	10	12	20	25
Total Assets (INR Million)	265.00	231.59	577.29	998.49	6,913.94
Net Assets (INR Million)	(-) 62.45	(-) 79.65	127.42	180.28	4,607.67
Total Revenue (INR Million)	32.28	16.05	279.51	808.62	1,809.87
Total Comprehensive Income (INR Million)	(-) 5.51	(-) 10.99	110.97	(-)283.08	(-)2,149.81
Net cash inflows/ (outflows) (INR Million)	54.89	18.26	81.10	42.70	142.60
Number of Associates/joint ventures (numbers)	7	6	5	6	4
Share of (loss) in associates/joint ventures (INR Million)	(-) 2.84	(-) 15.59	(-) 50.03	(-)41.19	(-) 8.36

## **Restriction on Use**

17. This report is addressed to and is provided to enable the Board of Directors of the Company to include this report in the RHP and the Prospectus, prepared in connection with the proposed Initial Public Offering of Equity Shares of the Company, to be filed by the Company with the Securities and Exchange Board of India, BSE Limited, National Stock Exchange of India Limited and the Registrar of Companies, National Capital Territory of Delhi and Haryana in connection with the proposed IPO. Our report should not be used, referred to, or distributed for any other purpose except with our prior consent in writing. Accordingly, we do not accept or assume any liability or any duty of care for any other purpose or to any other person to whom this report is shown or into whose hands it may come without our prior consent in writing.

For Price Waterhouse Chartered Accountants LLP  
Firm Registration Number: 012754N/N500016

Amitesh Dutta  
Partner  
Membership Number: 058507  
UDIN: 21058507AAAAFB5643

Place: Gurugram  
Date: October 24, 2021

**Index**  
**One97 Communications Limited**

<b>Sr. No.</b>	<b>Details of Restated Consolidated Financial Information</b>	<b>Annexure Reference</b>
1	Restated Consolidated Statement of Assets and Liabilities	Annexure I
2	Restated Consolidated Statement of Profit and Loss	Annexure II
3	Restated Consolidated Statement of Changes in Equity	Annexure III
4	Restated Consolidated Statement of Cash Flows	Annexure IV
5	Notes to the Restated Consolidated Financial Information	Annexure V
6	Statement of Adjustments to the Audited Special Purpose Interim Consolidated Financial Statements as at and for the three months period ended June 30, 2021 and June 30, 2020 and Audited Consolidated Financial Statements as at and for the years ended March 31, 2021, March 31, 2020 and March 31, 2019	Annexure VI



	Annexure V Note	As at June 30, 2021	As at June 30, 2020	As at March 31, 2021	As at March 31, 2020	As at March 31, 2019
<b>ASSETS</b>						
<b>Non-current assets</b>						
Property, plant and equipment	3(a)	2,907	2,408	2,992	2,616	1,999
Right-of-use-assets	3(b)	1,577	2,112	1,283	2,674	2,748
Capital work-in-progress	3(c)	189	119	208	131	513
Goodwill	4	443	467	467	467	2,930
Other intangible assets	4	176	186	171	178	734
Intangible assets under development	3(d)	12	21	28	16	43
Investment in joint ventures	5(a)	-	613	-	762	460
Investment in associates	5(b)	2,329	2,556	2,317	2,468	2,002
<b>Financial assets</b>						
Investments	6(a), 6(b)	325	2,227	341	2,276	1,051
Loans	6(c)	715	-	-	-	-
Other financial assets	6(d)	5,655	21,355	3,871	21,275	2,445
Current tax assets		3,149	5,064	3,016	4,937	4,648
Deferred tax assets	28	47	34	35	32	30
Other non-current assets	8	2,909	3,521	2,786	842	1,356
<b>Total Non-Current Assets</b>		<b>20,433</b>	<b>40,683</b>	<b>17,515</b>	<b>38,674</b>	<b>20,959</b>
<b>Current assets</b>						
<b>Financial assets</b>						
Investments	6(a)	6,230	9,639	1,472	31,894	24,979
Trade receivables	7	5,349	4,108	4,713	4,932	4,544
Cash and cash equivalents	9(a)	6,504	6,584	5,468	4,232	3,255
Bank balances other than cash and cash equivalents	9(b)	18,476	19,109	23,296	1,170	1,358
Loans	6(c)	727	238	1,611	242	2,764
Other financial assets	6(d)	25,274	12,865	23,386	8,745	15,672
Other current assets	8	11,597	9,551	14,052	13,142	14,137
<b>Total Current Assets</b>		<b>74,157</b>	<b>62,094</b>	<b>73,998</b>	<b>64,357</b>	<b>66,709</b>
<b>TOTAL ASSETS</b>		<b>94,590</b>	<b>102,777</b>	<b>91,513</b>	<b>103,031</b>	<b>87,668</b>
<b>EQUITY AND LIABILITIES</b>						
<b>EQUITY</b>						
Share capital	10(a)	605	604	605	604	575
Instruments entirely equity in nature	10(a)	-	-	-	-	-
Other equity	10(b)	62,053	77,701	64,743	80,448	56,674
<b>Equity attributable to owners of the parent</b>		<b>62,658</b>	<b>78,305</b>	<b>65,348</b>	<b>81,052</b>	<b>57,249</b>
Non-controlling interests		(203)	(165)	(186)	(140)	862
<b>Total Equity</b>		<b>62,455</b>	<b>78,140</b>	<b>65,162</b>	<b>80,912</b>	<b>58,111</b>
<b>LIABILITIES</b>						
<b>Non-current liabilities</b>						
<b>Financial liabilities</b>						
Borrowings	12(a)	-	-	-	-	-
Lease liabilities	3(b)	618	1,219	427	1,822	2,038
Deferred tax liabilities	28	5	10	6	11	185
Contract Liabilities	13(b)	3,876	5,010	4,119	3,423	-
Provisions	11	267	194	247	203	115
<b>Total Non-Current Liabilities</b>		<b>4,766</b>	<b>6,433</b>	<b>4,799</b>	<b>5,459</b>	<b>2,338</b>
<b>Current liabilities</b>						
<b>Financial liabilities</b>						
Borrowings	12(a)	4,760	2,534	5,449	2,087	6,962
Lease liabilities	3(b)	287	357	244	372	323
Trade payables						
(a) Total Outstanding dues of micro and small enterprises	12(b)	61	48	56	114	113
(b) Total Outstanding dues other than (a) above	12(b)	5,636	4,814	5,996	6,002	7,247
Others financial liabilities	12(c)	12,296	7,227	5,153	2,333	7,048
Contract Liabilities	13(b)	1,724	1,359	1,581	3,181	3,529
Other current liabilities	13(a)	2,110	1,723	2,643	2,013	1,592
Provisions	11	495	142	430	558	405
<b>Total Current Liabilities</b>		<b>27,369</b>	<b>18,204</b>	<b>21,552</b>	<b>16,660</b>	<b>27,219</b>
<b>Total Liabilities</b>		<b>32,135</b>	<b>24,637</b>	<b>26,351</b>	<b>22,119</b>	<b>29,557</b>
<b>TOTAL EQUITY AND LIABILITIES</b>		<b>94,590</b>	<b>102,777</b>	<b>91,513</b>	<b>103,031</b>	<b>87,668</b>

The above Restated Consolidated Statement of Assets and Liabilities should be read in conjunction with Notes to the Restated Consolidated Financial Information appearing in Annexure - V and Statement of Adjustments to the Audited Special Purpose Interim Consolidated Financial Statements as at and for the three months period ended June 30, 2021 and June 30, 2020 and Audited Consolidated Financial Statements as at and for the years ended March 31, 2021, March 31, 2020 and March 31, 2019 appearing in Annexure - VI.

This is the Restated Consolidated Statement of Assets and Liabilities referred to in our report of even date.

**For Price Waterhouse Chartered Accountants LLP**  
Firm registration number: 012754N/ N500016

**For and on behalf of Board of Directors of  
One97 Communications Limited**

**Amitesh Dutta**  
Partner  
Membership No: 058507  
Place: Gurugram  
Date: October 24, 2021

**Vijay Shekhar Sharma**  
Chairman, Managing Director and CEO  
DIN No. 00466521  
Place: New Delhi  
Date: October 24, 2021

**Madhur Deora**  
Group Chief Financial Officer  
Place: Mumbai  
Date: October 24, 2021

**Vikas Garg**  
Chief Financial Officer  
Place: Noida  
Date: October 24, 2021

**Amit Kherra**  
Company Secretary  
Place: Noida  
Date: October 24, 2021

	Annexure V Note	For the three months period ended June 30, 2021	For the three months period ended June 30, 2020	For the year ended March 31, 2021	For the year ended March 31, 2020	For the year ended March 31, 2019
<b>Income</b>						
Revenue from operations	14	8,908	5,512	28,024	32,808	32,320
Other income	15	572	982	3,844	2,599	3,477
<b>Total income#</b>		<b>9,480</b>	<b>6,494</b>	<b>31,868</b>	<b>35,407</b>	<b>35,797</b>
#excluding total income from discontinued operations for the period/year ended June 30, 2021: INR Nil (June 30, 2020: INR Nil; March 31, 2021: INR Nil; March 31, 2020: INR Nil; March 31, 2019 : INR 15) (refer Annexure V, Note 42)						
<b>Expenses</b>						
Payment processing charges		5,265	3,980	19,168	22,659	22,574
Marketing and promotional expenses		1,377	841	5,325	13,971	34,083
Employee benefits expense	16	3,507	2,138	11,849	11,193	8,562
Software, cloud and data centre expenses		1,058	746	3,498	3,603	3,096
Depreciation and amortization expense	18	409	403	1,785	1,745	1,116
Finance costs	17	97	102	348	485	342
Other expenses	19	1,410	1,123	5,857	7,726	7,666
<b>Total expenses#</b>		<b>13,123</b>	<b>9,333</b>	<b>47,830</b>	<b>61,382</b>	<b>77,439</b>
#excluding expenses of discontinued operations for the period/year ended June 30, 2021: INR Nil (June 30, 2020: INR Nil; March 31, 2021: INR Nil; March 31, 2020: INR Nil; March 31, 2019 : INR 68) (refer Annexure V, Note 42)						
<b>Restated loss before share of profit / (loss) of associates / joint ventures, exceptional items and tax</b>		<b>(3,643)</b>	<b>(2,839)</b>	<b>(15,962)</b>	<b>(25,975)</b>	<b>(41,642)</b>
Share of restated profit / (loss) of associates / joint ventures	24	(121)	34	(740)	(560)	146
<b>Restated loss before exceptional items and tax from continuing operations</b>		<b>(3,764)</b>	<b>(2,805)</b>	<b>(16,702)</b>	<b>(26,535)</b>	<b>(41,496)</b>
Exceptional items	20	(24)	(80)	(281)	(3,047)	(825)
<b>Restated loss before tax from continuing operations</b>		<b>(3,788)</b>	<b>(2,885)</b>	<b>(16,983)</b>	<b>(29,582)</b>	<b>(42,321)</b>
<b>Income Tax expense</b>						
Current tax	28	43	(39)	34	16	6
Deferred tax expense/(credit)	28	(12)	(2)	(7)	(174)	(71)
<b>Total Tax expense</b>		<b>31</b>	<b>(41)</b>	<b>27</b>	<b>(158)</b>	<b>(65)</b>
<b>Restated loss for the period / year from continuing operations</b>		<b>(3,819)</b>	<b>(2,844)</b>	<b>(17,010)</b>	<b>(29,424)</b>	<b>(42,256)</b>
<b>Restated Loss for the period / year from discontinued operations</b>	42	-	-	-	-	(53)
<b>Restated Loss for the period / year</b>		<b>(3,819)</b>	<b>(2,844)</b>	<b>(17,010)</b>	<b>(29,424)</b>	<b>(42,309)</b>
<b>Restated Other comprehensive income</b>						
<b>Items that will not be reclassified to profit or loss in subsequent periods / years</b>						
Re-measurement losses on defined benefit plans	27	7	5	(17)	(4)	(4)
Changes in fair value of equity instruments at FVTOCI		-	(53)	(53)	2	13
<b>Items that may be reclassified to profit or loss in subsequent periods / years</b>						
Exchange differences on translation of foreign operations		46	11	40	(7)	(55)
<b>Restated Total Other Comprehensive Income/ (Loss) for the period / year</b>		<b>53</b>	<b>(37)</b>	<b>(30)</b>	<b>(9)</b>	<b>(46)</b>
<b>Restated Total Comprehensive Income/ (Loss) for the period / year</b>		<b>(3,766)</b>	<b>(2,881)</b>	<b>(17,040)</b>	<b>(29,433)</b>	<b>(42,355)</b>
<b>Restated Loss for the period / year</b>						
Attributable to:						
Owners of the parent		(3,802)	(2,819)	(16,961)	(28,422)	(41,816)
Non-controlling interests		(17)	(25)	(49)	(1,002)	(493)
<b>Restated Other comprehensive income for the period / year</b>		<b>(3,819)</b>	<b>(2,844)</b>	<b>(17,010)</b>	<b>(29,424)</b>	<b>(42,309)</b>
Attributable to:						
Owners of the parent		53	(37)	(30)	(9)	(50)
Non-controlling interests		*	*	*	*	4
<b>Restated Total comprehensive income/(loss) for the period / year</b>		<b>53</b>	<b>(37)</b>	<b>(30)</b>	<b>(9)</b>	<b>(46)</b>
Attributable to:						
Owners of the parent		(3,749)	(2,856)	(16,991)	(28,431)	(41,866)
Non-controlling interests		(17)	(25)	(49)	(1,002)	(489)
<b>Restated Total comprehensive income/(loss) attributable to equity holders</b>		<b>(3,766)</b>	<b>(2,881)</b>	<b>(17,040)</b>	<b>(29,433)</b>	<b>(42,355)</b>
Attributable to:						
Continuing operations		(3,749)	(2,856)	(16,991)	(28,431)	(41,813)
Discontinued operations		-	-	-	-	(53)
<b>Restated Total comprehensive income/(loss) attributable to equity holders</b>		<b>(3,749)</b>	<b>(2,856)</b>	<b>(16,991)</b>	<b>(28,431)</b>	<b>(41,866)</b>
Restated Basic & Diluted Earnings per share from continuing operations attributable to owners of the parent (INR per Share of INR 1 each)	21	(6)	(5)	(28)	(49)	(74)
Restated Basic & Diluted Earnings per share from discontinued operations attributable to owners of the parent (INR per Share of INR 1 each)	21	-	-	-	-	^
Restated Basic & Diluted Earnings per share from continuing and discontinued operations attributable to owners of the parent (INR per Share of INR 1 each)	21	(6)	(5)	(28)	(49)	(75)

\*Amount below rounding off norms adopted by the Group

^ Actual amount is INR 0.09

The above Restated Consolidated Statement of Profit and Loss should be read in conjunction with Notes to the Restated Consolidated Financial Information appearing in Annexure - V and Statement of Adjustments to the Audited Special Purpose Interim Consolidated Financial Statements as at and for the three months period ended June 30, 2021 and June 30, 2020 and Audited Consolidated Financial Statements as at and for the years ended March 31, 2021, March 31, 2020 and March 31, 2019 appearing in Annexure - VI.

This is the Restated Consolidated Statement of Profit and Loss referred to in our report of even date.

For Price Waterhouse Chartered Accountants LLP  
Firm registration number: 012754N/ N500016

For and on behalf of Board of Directors of  
One97 Communications Limited

Amitesh Dutta  
Partner  
Membership No: 058507  
Place: Gurugram  
Date: October 24, 2021

Vijay Shekhar Sharma  
Chairman, Managing Director and CEO  
DIN No. 00466521  
Place: New Delhi  
Date: October 24, 2021

Madhur Deora  
Group Chief Financial Officer  
Place: Mumbai  
Date: October 24, 2021

Vikas Garg  
Chief Financial Officer  
Place: Noida  
Date: October 24, 2021

Amit Khera  
Company Secretary  
Place: Noida  
Date: October 24, 2021

One97 Communications Limited  
CIN: U72200DL2000PLC108985  
Annexure III - Restated Consolidated Statement of Changes in Equity  
(Amounts in INR Million, unless otherwise stated)

a) Equity Share Capital

Equity shares - issued, subscribed and fully paid	No. of Shares	Amount
<b>At April 1, 2018#</b>	<b>54,998,632</b>	<b>553</b>
Shares issued during the year##	2,094,650	20
Shares issued during the year - ESOP	162,847	2
<b>At March 31, 2019#</b>	<b>57,256,129</b>	<b>575</b>
Shares issued during the year##	2,803,511	28
Shares issued during the year - ESOP	128,015	1
<b>At March 31, 2020#</b>	<b>60,187,655</b>	<b>604</b>
Shares issued during the period##	-	-
Shares issued during the period - ESOP	2,390	*
<b>At June 30, 2020#</b>	<b>60,190,045</b>	<b>604</b>
<b>At April 1, 2020#</b>	<b>60,187,655</b>	<b>604</b>
Shares issued during the year##	29,979	*
Shares issued during the year - ESOP	42,379	*
<b>At March 31, 2021#</b>	<b>60,260,013</b>	<b>605</b>
Shares issued during the period##	41,407	-
Shares issued during the period - ESOP	56,123	*
Adjustment for Sub-Division of Equity Shares**	543,217,887	-
<b>At June 30, 2021#</b>	<b>603,575,430</b>	<b>605</b>

# Net of treasury shares 1,809,840 of face value of INR 1 each (June 30, 2020: 247,370; March 31, 2021: 222,391; April 1, 2020: 247,370; March 31, 2020: 247,370; March 31, 2019: 277,737; April 1, 2018: 326,639 of face value of INR 10 each) at nil cost through Paytm Associate Benefit Welfare Trust (formerly known as One97 Employee Welfare Trust)

## Includes shares issued during the period/year ended June 30, 2021: 41,407 (June 30, 2020: Nil; March 31, 2021: 24,979; March 31, 2020: 30,367; March 31, 2019: 48,902) of face value of INR 10 each out of treasury shares

\*Amount below rounding off norms adopted by the Group

\*\*Pursuant to the approval of the shareholders at the Annual General Meeting of the Holding Company held on June 30, 2021, each equity share of face value of INR 10 per share was sub-divided into ten equity shares of face value of INR 1 per share, with effect from record date, i.e., June 30, 2021.

b) Instruments entirely equity in nature

Obligation to issue fixed number of shares	Amount
<b>At April 1, 2018</b>	<b>1,736</b>
Changes during the year (Refer Annexure V, Note 10(a))	(1,736)
<b>At March 31, 2019</b>	<b>-</b>
Changes during the year	-
<b>At March 31, 2020</b>	<b>-</b>
Changes during the period	-
<b>At June 30, 2020</b>	<b>-</b>
<b>At April 1, 2020</b>	<b>-</b>
Changes during the year	-
<b>At March 31, 2021</b>	<b>-</b>
Changes during the period	-
<b>At June 30, 2021</b>	<b>-</b>

c) Other equity

Particulars	Share application money pending allotment	Attributable to owners of the parent			Other reserves		Total	Non-controlling interests	Total Other Equity
		Reserves and Surplus			FVTOCI	FCTR**			
		Securities Premium	Retained Earnings	ESOP Reserve					
<b>As at April 1, 2018</b>	*	<b>113,239</b>	<b>(42,040)</b>	<b>1,343</b>	<b>10</b>	<b>(3)</b>	<b>72,549</b>	<b>1,355</b>	<b>73,904</b>
Restated Loss for the year	-	-	(41,816)	-	-	-	(41,816)	(493)	(42,309)
Restated Other Comprehensive income	-	-	(8)	-	13	(55)	(50)	4	(46)
<b>Restated Total Comprehensive Income/ (Loss)</b>	-	-	<b>(41,824)</b>	-	<b>13</b>	<b>(55)</b>	<b>(41,866)</b>	<b>(489)</b>	<b>(42,355)</b>
Exercise of share options	*	*	-	-	-	-	*	-	*
Adjustment on forfeiture of ESOP	-	-	34	(34)	-	-	-	-	-
Adjustment on cancellation of ESOP	-	-	191	(191)	-	-	-	-	-
Share based payment expenses	-	-	-	1,542	-	-	1,542	-	1,542
Share based payment reserve on account of joint ventures	-	-	-	28	-	-	28	-	28
Amount received on issue of shares	-	21,874	-	-	-	-	21,874	-	21,874
Shares issued for consideration other than cash	-	2,947	-	-	-	-	2,947	-	2,947
Amount utilised for share issue expenses	-	(24)	-	-	-	-	(24)	-	(24)
Acquisition of Non-controlling interest (refer Annexure V, Note 37)	-	-	(366)	-	-	-	(366)	(15)	(381)
Non-controlling interest recognised on dilution of interest (refer Annexure V, Note 37)	-	-	(10)	-	-	-	(10)	11	1
Amount transferred to securities premium on exercise of ESOPs	-	187	-	(187)	-	-	-	-	-
<b>As at March 31, 2019</b>	-	<b>138,223</b>	<b>(84,015)</b>	<b>2,501</b>	<b>23</b>	<b>(58)</b>	<b>56,674</b>	<b>862</b>	<b>57,536</b>
Ind AS 116 transition adjustment (refer Annexure VI)	-	-	137	-	-	-	137	*	137
<b>As at April 1, 2019</b>	-	<b>138,223</b>	<b>(83,878)</b>	<b>2,501</b>	<b>23</b>	<b>(58)</b>	<b>56,811</b>	<b>862</b>	<b>57,673</b>
Restated Loss for the year	-	-	(28,422)	-	-	-	(28,422)	(1,002)	(29,424)
Restated Other Comprehensive income	-	-	(4)	-	2	(7)	(9)	*	(9)
<b>Restated Total Comprehensive Income/ (Loss)</b>	-	-	<b>(28,426)</b>	-	<b>2</b>	<b>(7)</b>	<b>(28,431)</b>	<b>(1,002)</b>	<b>(29,433)</b>
Adjustment on forfeiture of ESOP	-	-	2	(2)	-	-	-	-	-
Adjustment on cancellation of ESOP	-	-	285	(285)	-	-	-	-	-
Amount transferred to securities premium on exercise of ESOPs	-	359	-	(359)	-	-	-	-	-
Share based payment expenses	-	-	-	1,636	-	-	1,636	-	1,636
Share based payment reserve on account of joint ventures	-	-	-	61	-	-	61	-	61
Share application money received (pending allotment)	*	-	-	-	-	-	*	-	*
Amount received on issue of shares	-	50,511	-	-	-	-	50,511	-	50,511
Amount utilised for share issue expenses	-	(140)	-	-	-	-	(140)	-	(140)
Transfer from FVTOCI to retained earning on account of derecognition of assets	-	-	5	-	(5)	-	-	-	-
<b>As at March 31, 2020</b>	*	<b>188,953</b>	<b>(112,012)</b>	<b>3,552</b>	<b>20</b>	<b>(65)</b>	<b>80,448</b>	<b>(140)</b>	<b>80,308</b>
Restated Loss for the period	-	-	(2,819)	-	-	-	(2,819)	(25)	(2,844)
Restated Other Comprehensive income	-	-	5	-	(53)	11	(37)	*	(37)
<b>Restated Total Comprehensive Income/ (Loss)</b>	-	-	<b>(2,814)</b>	-	<b>(53)</b>	<b>11</b>	<b>(2,856)</b>	<b>(25)</b>	<b>(2,881)</b>
Adjustment on forfeiture of ESOP	-	-	36	(36)	-	-	-	-	-
Amount transferred to securities premium on exercise of ESOPs	-	17	-	(17)	-	-	-	-	-
Share based payment expenses	-	-	-	105	-	-	105	-	105
Share based payment reserve on account of joint ventures	-	-	-	*	-	-	*	-	*
Share application money received (pending allotment)	*	-	-	-	-	-	*	-	*
Amount received on issue of shares	-	*	-	-	-	-	*	-	*
Other adjustments (refer Annexure V, Note 10(b))	-	-	3	-	-	-	3	-	3
<b>As at June 30, 2020</b>	*	<b>188,970</b>	<b>(114,787)</b>	<b>3,605</b>	<b>(33)</b>	<b>(54)</b>	<b>77,701</b>	<b>(165)</b>	<b>77,536</b>
<b>As at April 1, 2020</b>	*	<b>188,953</b>	<b>(112,012)</b>	<b>3,552</b>	<b>20</b>	<b>(65)</b>	<b>80,448</b>	<b>(140)</b>	<b>80,308</b>
Restated Loss for the year	-	-	(16,961)	-	-	-	(16,961)	(49)	(17,010)
Restated Other Comprehensive income	-	-	(17)	-	(53)	40	(30)	*	(30)
<b>Restated Total Comprehensive Income/ (Loss)</b>	-	-	<b>(16,978)</b>	-	<b>(53)</b>	<b>40</b>	<b>(16,991)</b>	<b>(49)</b>	<b>(17,040)</b>
Adjustment on forfeiture of ESOP	-	-	206	(206)	-	-	-	-	-
Amount transferred to securities premium on exercise of ESOPs (refer Annexure V, Note 10(b))	-	192	15	(219)	-	-	(12)	12	-
Share based payment expenses	-	-	-	1,118	-	-	1,118	-	1,118
Share based payment reserve on account of joint ventures	-	-	-	19	-	-	19	-	19
Share application money received (pending allotment)	2	-	-	-	-	-	2	-	2
Amount received on issue of shares	-	107	-	-	-	-	107	-	107
Acquisition of Non-controlling interest (refer Annexure V, Note 37)	-	-	(54)	-	-	-	(54)	(9)	(63)
Other adjustments (refer Annexure V, Note 10(b))	-	-	106	-	-	-	106	-	106
<b>As at March 31, 2021</b>	2	<b>189,252</b>	<b>(128,717)</b>	<b>4,264</b>	<b>(33)</b>	<b>(25)</b>	<b>64,743</b>	<b>(186)</b>	<b>64,557</b>
Restated Loss for the period	-	-	(3,802)	-	-	-	(3,802)	(17)	(3,819)
Restated Other Comprehensive income	-	-	7	-	-	46	53	*	53
<b>Restated Total Comprehensive Income/ (Loss)</b>	-	-	<b>(3,795)</b>	-	-	<b>46</b>	<b>(3,749)</b>	<b>(17)</b>	<b>(3,766)</b>
Adjustment on forfeiture of ESOP	-	-	52	(52)	-	-	-	-	-
Adjustment on cancellation of ESOP	-	-	101	(101)	-	-	-	-	-
Exercise of share options	(2)	2	-	-	-	-	-	-	-
Amount transferred to securities premium on exercise of ESOPs	-	257	-	(257)	-	-	-	-	-
Share based payment expenses	-	-	-	390	-	-	390	-	390
Share based payment reserve on account of joint ventures	-	-	-	2	-	-	2	-	2
Share application money received (pending allotment)	2	-	-	-	-	-	2	-	2
Amount received on issue of shares	-	15	-	-	-	-	15	-	15
Other adjustments (refer Annexure V, Note 10(b))	-	-	650	-	-	-	650	-	650
<b>As at June 30, 2021</b>	2	<b>189,526</b>	<b>(131,709)</b>	<b>4,246</b>	<b>(33)</b>	<b>21</b>	<b>62,053</b>	<b>(203)</b>	<b>61,850</b>

\*Amount below rounding off norms adopted by the Group

\*\* Foreign currency translation reserve

The above Restated Consolidated Statement of Changes in Equity should be read in conjunction with Notes to the Restated Consolidated Financial Information appearing in Annexure - V and Statement of Adjustments to the Audited Special Purpose Interim Consolidated Financial Statements as at and for the three months period ended June 30, 2021 and June 30, 2020 and Audited Consolidated Financial Statements as at and for the years ended March 31, 2021, March 31, 2020 and March 31, 2019 appearing in Annexure - VI.

This is the Restated Consolidated Statement of Changes in Equity referred to in our report of even date.

For Price Waterhouse Chartered Accountants LLP  
Firm registration number: 012754N/ N500016

For and on behalf of Board of Directors of  
One97 Communications Limited

**Amitesh Dutta**  
Partner  
Membership No: 058507  
Place: Gurugram  
Date: October 24, 2021

**Vijay Shekhar Sharma**  
Chairman, Managing Director and CEO  
DIN No. 00466521  
Place: New Delhi  
Date: October 24, 2021

**Madhur Deora**  
Group Chief Financial Officer  
  
Place: Mumbai  
Date: October 24, 2021

**Vikas Garg**  
Chief Financial Officer  
Place: Noida  
Date: October 24, 2021

**Amit Khera**  
Company Secretary  
Place: Noida  
Date: October 24, 2021

One97 Communications Limited  
CIN: U72200DL2000PLC108985  
Annexure IV - Restated Consolidated Statement of Cash Flows  
(Amounts in INR Million, unless otherwise stated)

	Annexure V Note	For the three months period ended June 30, 2021	For the three months period ended June 30, 2020	For the year ended March 31, 2021	For the year ended March 31, 2020	For the year ended March 31, 2019
<b>Cash flow from operating activities:</b>						
<b>Restated loss before tax from</b>						
<b>Continuing operations</b>						
		(3,788)	(2,885)	(16,983)	(29,582)	(42,321)
		-	-	-	-	(53)
<b>Discontinued operations</b>						
Adjustments for						
Depreciation and amortization expense	18	409	403	1,785	1,745	1,116
Interest income	15	(455)	(564)	(2,229)	(593)	(646)
Interest Income on unwinding of discount - financial assets measured at amortized cost	15	(23)	(84)	(218)	(334)	(457)
Interest on borrowing at amortized cost	17	80	50	216	253	107
Interest and finance charges on lease liabilities	17	16	48	123	218	217
Gain on lease termination		(3)	(52)	(50)	-	-
Stock acquisition rights (PayPay Corporation)		-	-	(221)	-	-
Trade receivables / advances written off	19	*	6	67	18	16
Provision for advances	19	3	9	19	65	18
Loss allowance for financial assets	19	138	133	428	320	310
(Gain) / loss on sale of investment in associates and subsidiaries	20	-	(20)	(19)	103	(422)
Liabilities / provision no longer required written back	15	(2)	(4)	(30)	(51)	(59)
Provision for impairment of investments in associates	20	-	100	300	100	46
Property, plant and equipment and intangible assets written off	19	*	1	3	2	223
Impairment of goodwill and Intangibles on acquisition	20	24	-	-	2,844	1,201
Share based payment expenses	16	390	105	1,125	1,661	1,546
Provision for employee incentive		24	128	67	467	(98)
Share of restated profit / (loss) of associates / joint ventures	24	121	(34)	740	560	(146)
Fair value gain on financial instruments measured at FVTPL (net)	15	(73)	(269)	(899)	(1,353)	(2,189)
Profit on sale of property, plant and equipment (net)	15	*	(4)	(18)	(12)	(10)
<b>Operating loss before working capital changes</b>		<b>(3,139)</b>	<b>(2,933)</b>	<b>(15,794)</b>	<b>(23,569)</b>	<b>(41,601)</b>
Working capital adjustments:						
Increase/(decrease) in trade payables		(353)	(1,250)	(33)	(1,199)	2,845
Increase/(decrease) in provisions		87	(396)	(85)	212	117
Increase/(decrease) in other current liabilities and contract liabilities		(633)	(525)	(273)	3,496	4,577
Increase/(decrease) in other financial liabilities		7,881	4,792	2,669	(4,771)	4,494
(Increase)/decrease in trade receivables		(774)	689	(67)	(730)	673
(Increase)/decrease in other financial assets		(1,954)	(3,359)	(6,384)	1,588	(5,548)
(Increase)/decrease in other current and non current assets		2,363	990	(2,729)	1,472	(8,481)
<b>Cash generated from / (used in) operations</b>		<b>3,478</b>	<b>(1,992)</b>	<b>(22,696)</b>	<b>(23,501)</b>	<b>(42,924)</b>
Income taxes (net of refunds)		(171)	(111)	1,871	(265)	(1,835)
<b>Net cash inflow / (outflow) from operating activities (A)</b>		<b>3,307</b>	<b>(2,103)</b>	<b>(20,825)</b>	<b>(23,766)</b>	<b>(44,759)</b>
<b>Cash flow from/(used in) investing activities</b>						
Purchase of property, plant and equipment including intangible assets, work-in-progress and capital advances		(401)	(182)	(1,927)	(1,907)	(1,773)
Proceeds from sale of property, plant and equipment		12	5	56	41	24
Proceeds from sale of gaming business		-	-	-	-	339
Acquisition of subsidiaries (net of cash acquired)		-	-	-	-	(14)
Investment in bank deposits		(5,671)	(18,014)	(21,534)	(14,427)	(2,187)
Maturity of bank deposits		8,634	5	10,419	1,128	2,585
Proceeds from repayment of inter corporate loans		879	-	5	2,522	-
Inter corporate loans given		(843)	-	(1,608)	-	(2,742)
Investments in joint ventures and associates		-	(5)	(87)	(1,457)	(593)
Proceeds from sale of non-current investments		-	-	1,036	7	7,504
Proceeds from sale of current investments		22,229	22,389	99,456	73,352	48,294
Payment for purchase of investments		(26,980)	-	(67,468)	(79,603)	(32,963)
Interest received		682	11	950	381	636
<b>Net cash inflow / (outflow) from investing activities (B)</b>		<b>(1,459)</b>	<b>4,209</b>	<b>19,298</b>	<b>(19,963)</b>	<b>19,110</b>

Annexure V Note	For the three months period ended June 30, 2021	For the three months period ended June 30, 2020	For the year ended March 31, 2021	For the year ended March 31, 2020	For the year ended March 31, 2019
<b>Cash flow from/(used in) financing activities</b>					
Proceeds from issue of shares	15	*	107	50,540	21,893
Share issue expenses	-	-	-	(140)	(24)
Share application money received during the period / year (pending allotment)	2	*	2	*	-
Acquisition of non controlling interests	-	-	(63)	(80)	(369)
Repayment of borrowings on acquisition of subsidiaries	-	-	-	-	(31)
Repayment of term loan	-	(370)	(729)	(606)	-
Repayment of other borrowings	-	-	(6)	-	-
Net change in working capital demand loan	4,322	887	(847)	1,282	-
Interest paid	(96)	(98)	(339)	(470)	(314)
Proceeds from loan	-	-	-	1,364	-
Principal elements of lease payments	(90)	(114)	(346)	(291)	(50)
<b>Net cash inflow / (outflow) from financing activities (C)</b>	<b>4,153</b>	<b>305</b>	<b>(2,221)</b>	<b>51,599</b>	<b>21,105</b>
<b>Net increase/(decrease) in cash and cash equivalents (A+B+C)</b>	<b>6,001</b>	<b>2,411</b>	<b>(3,748)</b>	<b>7,870</b>	<b>(4,544)</b>
Cash and cash equivalent at the beginning of the period / year	454	4,162	4,162	(3,701)	897
Effect of exchange differences on restatement of foreign currency cash and cash equivalents	46	11	40	(7)	(54)
<b>Cash and cash equivalent at the end of the period / year</b>	<b>6,501</b>	<b>6,584</b>	<b>454</b>	<b>4,162</b>	<b>(3,701)</b>

Cash and cash equivalents as per above comprises of following	June 30, 2021	June 30, 2020	March 31, 2021	March 31, 2020	March 31, 2019
Cash and cheque on hand	1	1	1	34	1
Balance with banks					
- On current accounts	1,950	4,407	2,606	4,025	3,041
- Deposits with original maturity of less than 3 months	4,553	2,176	2,861	173	213
<b>Cash and cash equivalents</b>	<b>6,504</b>	<b>6,584</b>	<b>5,468</b>	<b>4,232</b>	<b>3,255</b>
Bank overdraft#	(3)	-	(5,014)	(70)	(6,956)
<b>Cash and cash equivalents for the purpose of restated consolidated statement of cash flows</b>	<b>6,501</b>	<b>6,584</b>	<b>454</b>	<b>4,162</b>	<b>(3,701)</b>

\*Amount below rounding off norms adopted by the Group

#Bank borrowings are generally considered to be financing activities. However, bank overdrafts which are repayable on demand and form an integral part of an entity's cash management are included as a component of cash and cash equivalents.

For non-cash additions and deletions in Right-of-use-assets, investing activities and financing activities, refer Annexure V, Notes 3(b), 10(a), 12(a) and 43.

The above Restated Consolidated Statement of Cash Flows should be read in conjunction with Notes to the Restated Consolidated Financial Information appearing in Annexure - V and Statement of Adjustments to the Audited Special Purpose Interim Consolidated Financial Statements as at and for the three months period ended June 30, 2021 and June 30, 2020 and Audited Consolidated Financial Statements as at and for the years ended March 31, 2021, March 31, 2020 and March 31, 2019 appearing in Annexure - VI.

This is the Restated Consolidated Statement of Cash Flows referred to in our report of even date.

For Price Waterhouse Chartered Accountants LLP  
Firm registration number: 012754N/ N500016

For and on behalf of Board of Directors of  
One97 Communications Limited

Amitesh Dutta  
Partner  
Membership No: 058507  
Place: Gurgaon  
Date: October 24, 2021

Vijay Shekhar Sharma  
Chairman, Managing Director and CEO  
DIN No: 00466521  
Place: New Delhi  
Date: October 24, 2021

Madhur Deora  
Group Chief Financial Officer  
Place: Mumbai  
Date: October 24, 2021

Vikas Garg  
Chief Financial Officer  
Place: Noida  
Date: October 24, 2021

Amit Khara  
Company Secretary  
Place: Noida  
Date: October 24, 2021

## **1. Corporate information**

These restated consolidated financial information comprise the restated financial information of One97 Communications Limited (hereinafter referred to as the “Holding Company” or “Company”) and its subsidiaries, (the Holding Company and its subsidiaries together referred to as “the Group”), its joint ventures and its associate companies for the three months period ended June 30, 2021 and June 30, 2020 and years ended March 31, 2021, March 31, 2020 and March 31, 2019.

One97 Communications Limited is a public company domiciled in India and is incorporated under the provisions of the Companies Act, 2013 (“the Act”). The registered office of the Holding Company is located at 1st Floor, Devika Tower, Nehru Place, New Delhi - 110019. The principal place of business of the Group is in India.

The Group is in the business of providing a) payment and financial services which primarily includes payment facilitator services, facilitation of consumer and merchant lending to consumers and merchants, wealth management etc. b) commerce and cloud services which primarily consists of aggregator for digital products, ticketing business, providing voice and messaging platforms to the telecom operators and enterprise customers and other businesses, etc.

These Restated Consolidated Financial Information were authorised for issue in accordance with a resolution of the Board of Directors on October 24, 2021.

## **2. Significant accounting policies**

### **2.1 Basis of preparation**

The restated consolidated financial information of the Group, its joint ventures and its associates comprises of the Restated Consolidated Statement of Assets and Liabilities as at June 30, 2021, June 30, 2020, March 31, 2021, March 31, 2020 and March 31, 2019, the Restated Consolidated Statement of Profit and Loss, the Restated Consolidated Statement of Changes in Equity, Restated Consolidated Statement of Cash Flows for the three months period ended June 30, 2021 and June 30, 2020 and years ended March 31, 2021, March 31, 2020 and March 31, 2019, Notes to the Restated Consolidated Financial Information and Statement of Adjustments to the Audited Special Purpose Interim Consolidated Financial Statements as at and for the three months period ended June 30, 2021 and June 30, 2020 and Audited Consolidated Financial Statements as at and for the years ended March 31, 2021, March 31, 2020 and March 31, 2019 (collectively, the ‘Restated Consolidated Financial Information’).

These Restated Consolidated Financial Information have been prepared by the Management of the Group for the purpose of inclusion in the Red Herring Prospectus (‘RHP’) and the Prospectus (the “Prospectus”) to be filed by the Company with the Securities and Exchange Board of India (“SEBI”), National Stock Exchange of India Limited and BSE Limited and the Registrar of Companies, National Capital Territory of Delhi and Haryana (“ROC”) in connection with proposed Initial Public Offering (“IPO”) of its equity shares.

The Restated Consolidated Financial Information, which have been approved by the Board of Directors of the Company, have been prepared in accordance with the requirements of:

- a) Section 26 of the Companies Act, 2013 (“the Act”) as amended from time to time;
- b) Paragraph (A) of Clause 11 (I) of Part A of Schedule VI of the Securities and Exchange Board of India (Issue of Capital and Disclosure Requirements) Regulations, 2018, as amended to date (the “SEBI ICDR Regulations”) issued by the Securities and Exchange Board of India (“SEBI”); and
- c) The Guidance Note on Reports in Company Prospectuses (Revised 2019) issued by the Institute of Chartered Accountants of India (“ICAI”), as amended from time to time (the “Guidance Note”).

The Restated Consolidated Financial Information have been prepared from the audited Special Purpose Interim Consolidated Financial Statements as at and for the three months period ended June 30, 2021 and June 30, 2020 and the audited Consolidated Financial Statements as at and for the years ended March 31, 2021, March 31, 2020 and March 31, 2019 of the Group, its joint ventures and its associates, which are prepared in accordance with Indian Accounting Standards (Ind AS) specified under the Section 133 of the Companies Act, 2013, Companies (Indian Accounting Standards) Rules, 2015 as amended from time to time and other accounting principles generally accepted in India, which have been approved by the Board of Directors of the Holding Company at their meetings held on September 14, 2021, September 14, 2021, May 28, 2021, May 22, 2020 and May 16, 2019 respectively, on which unmodified audit opinions was issued vide audit reports dated September 14, 2021, September 14, 2021, May 28, 2021, August 2, 2020 and June 15, 2019, respectively.

The Restated Consolidated Financial Information has been prepared on a historical cost basis, except for certain financial assets and liabilities measured at fair value (refer accounting policies on financial instruments and Share-based payments).

The accounting policies have been consistently applied by the Group in preparation of the Restated Consolidated Financial Information and are consistent with those adopted in the preparation of the audited Special Purpose Interim Consolidated Financial Statements for the three months period ended June 30, 2021. These Restated Consolidated Financial Information do not reflect the effects of events that occurred subsequent to the respective dates of auditor's reports on the audited Special Purpose Interim Consolidated Financial Statements and audited Consolidated Financial Statements mentioned above.

The Restated Consolidated Financial Information:

- a) have been prepared after incorporating adjustments for the changes in accounting policies, material errors, if any, and regrouping/reclassifications retrospectively in the three months period ended June 30, 2020 and years ended March 31, 2021, March 31, 2020 and March 31, 2019 to reflect the same accounting treatment as per the accounting policies and grouping/classifications followed as at and for the three months period ended June 30, 2021.
- b) do not require any adjustment for qualification as there are no qualifications in the underlying audit reports.

Ministry of Corporate Affairs ("MCA") through a notification dated March 24, 2021, amended Division II of Schedule III of the Companies Act, 2013. These amendments are applicable for the reporting period beginning on or after April 1, 2021. The amendment encompasses significant additional disclosure requirements and includes certain changes to the existing disclosures. In absence of detailed authoritative guidance, the Group has applied and incorporated the requirements of amended Division II of Schedule III of the Companies Act, 2013 while preparing these Restated Consolidated Financial Information based on available information including exposure draft of revised guidance note on Division II- Ind AS schedule III to the Companies Act, 2013 issued by the corporate laws & corporate governance committee of ICAI. The Group will continue to monitor and evaluate its disclosures as per the future pronouncements and clarifications.

All the amounts included in the Restated Consolidated Financial Information are presented in Indian Rupees ('Rupees' or 'Rs.' Or 'INR') and are rounded to the nearest millions, except per share data and unless stated otherwise.

### **Impact of COVID-19**

COVID-19 continues to spread across globe and India. This has impact on all local and global economic activities. Government of India has taken series of measures to contain spread of virus and limit economic impact on corporates and individuals.

The Group has considered the possible effects that may result from COVID-19, on the carrying amount of the receivables, investments, goodwill etc. While making the assessment the Group has taken cognizance of internal and external information up to the respective dates of auditor's reports on the audited Special Purpose Interim Consolidated Financial Statements and audited Consolidated Financial Statements presented in these Restated Consolidated Financial Information, as applicable. The Group based on current estimates expects the carrying amount of the above assets will be recovered.



## **One97 Communications Limited**

**CIN: U72200DL2000PLC108985**

### **Annexure V - Notes to the Restated Consolidated Financial Information**

**(Amounts in INR Million, unless otherwise stated)**

---

Management believes that it has taken into account all the possible impact of known events arising from COVID-19 pandemic in the preparation of the Restated Consolidated Financial Information. However, the impact assessment of COVID-19 is a continuing process given the uncertainties associated with its nature and duration. The Group will continue to monitor any material changes to the future economic conditions.

## **2.2 Business Combination and Goodwill**

Business combinations (other than those under common control) are accounted for using the acquisition method under Ind AS 103. The cost of an acquisition is measured as the aggregate of the consideration transferred measured at acquisition date fair value. Acquisition-related costs are expensed as incurred.

At the acquisition date, the identifiable assets acquired and the liabilities assumed are recognised at their acquisition date fair values.

However, the following assets and liabilities acquired in a business combination are measured at the basis indicated below:

- The assets or liabilities related to employee benefit arrangements are recognised and measured in accordance with Ind AS 19 Employee Benefits.
- Deferred tax assets and liabilities are recognized and measured in accordance with Ind AS 12 Income Taxes.

When the Group acquires a business, it assesses the financial assets and liabilities assumed for appropriate classification and designation in accordance with the contractual terms, economic circumstances and pertinent conditions as at the acquisition date. The consideration transferred by the acquirer is recognized at fair value at the acquisition date. Deferred consideration is classified as a liability under Ind AS 109 and is measured at amortized cost.

Goodwill is initially measured at cost, being the excess of the aggregate of the consideration transferred over the net identifiable assets acquired and liabilities assumed. After initial recognition, goodwill is measured at cost less any accumulated impairment losses. Goodwill is tested for impairment annually or more frequently if events or changes in circumstances indicate that they might be impaired.

For the purpose of impairment testing, goodwill acquired in a business combination is, from the acquisition date, allocated to each of the Group's cash-generating units that are expected to benefit from the combination, irrespective of whether other assets or liabilities of the acquiree are assigned to those units.

A cash generating unit to which goodwill has been allocated is tested for impairment annually, or more frequently when there is an indication that the unit may be impaired. If the recoverable amount of the cash generating unit is less than its carrying amount, the impairment loss is allocated first to reduce the carrying amount of any goodwill allocated to the unit and then to the other assets of the unit pro rata based on the carrying amount of each asset in the unit. Any impairment loss for goodwill is recognised in restated consolidated statement of profit and loss. An impairment loss recognised for goodwill is not reversed in subsequent periods.

## **2.3 Basis of consolidation**

Subsidiaries are all entities (including structured entities) over which the Group has Control. The determination of control for the purpose of consolidation is done as per Ind AS 110. Control is achieved when the Group is exposed, or has rights, to variable returns from its involvement with the investee and has the ability to affect those returns through its power over the investee.

Specifically, the Group controls an investee if and only if the Group has:

- a) Power over the investee (i.e. existing rights that give it the current ability to direct the relevant activities of the investee)
- b) Exposure, or rights, to variable returns from its involvement with the investee, and
- c) The ability to use its power over the investee to affect its returns

## **One97 Communications Limited**

**CIN: U72200DL2000PLC108985**

### **Annexure V - Notes to the Restated Consolidated Financial Information**

**(Amounts in INR Million, unless otherwise stated)**

---

Generally, there is a presumption that a majority of voting rights result in control. To support this presumption and when the Group has less than a majority of the voting or similar rights of an investee, the Group considers all relevant facts and circumstances in assessing whether it has power over an investee, including:

- a) The contractual arrangement with the other vote holders of the investee
- b) Rights arising from other contractual arrangements
- c) The Group's voting rights and potential voting rights
- d) The size of the group's holding of voting rights relative to the size and dispersion of the holdings of the other voting rights holders

The Group re-assesses whether or not it controls an investee if facts and circumstances indicate that there are changes to one or more of the three elements of control. Consolidation of a subsidiary begins when the Group obtains control over the subsidiary and ceases when the Group loses control of the subsidiary.

Assets, liabilities, income and expenses of a subsidiary acquired or disposed of during the three months period ended June 30, 2021 and June 30, 2020 and years ended March 31, 2021, March 31, 2020 and March 31, 2019 are included in the Restated Consolidated Financial Information from the date the Group gains control until the date the Group ceases to control the subsidiary.

Restated Consolidated Financial Information are prepared using uniform accounting policies for like transactions and other events in similar circumstances. If a member of the group uses accounting policies other than those adopted in the Restated Consolidated Financial Information for like transactions and events in similar circumstances, appropriate adjustments are made to that group member's Restated Financial Information in preparing the Restated Consolidated Financial Information to ensure conformity with the group's accounting policies.

The restated financial information of all entities used for the purpose of consolidation are drawn up to same reporting date as that of the Group. When the end of the reporting period of the parent is different from that of a subsidiary, the subsidiary prepares, for consolidation purposes, additional financial information as of the same date as the restated consolidated financial information of the parent to enable the parent to consolidate the financial information of the subsidiary, unless it is impracticable to do so.

#### **Consolidation procedures:**

- a) Combine like items of assets, liabilities, equity, income, expenses and cash flows of the parent with those of its subsidiaries. For this purpose, income and expenses of the subsidiary are based on the amounts of the assets and liabilities recognised in the Restated Consolidated Financial Information at the acquisition date.
- b) Offset (eliminate) the carrying amount of the parent's investment in each subsidiary and the parent's portion of equity of each subsidiary.
- c) Eliminate in full intragroup assets and liabilities, equity, income, expenses and cash flows relating to transactions between entities of the group (profits or losses resulting from intragroup transactions that are recognised in Fixed assets, such as inventory and fixed assets, are eliminated in full). Intragroup losses may indicate an impairment that requires recognition in the Restated Consolidated Financial Information. Ind AS12 Income Taxes applies to temporary differences that arise from the elimination of profits and losses resulting from intragroup transactions.

Profit or loss and each component of other comprehensive income (OCI) are attributed to the equity holders of the parent of the Group and to the non-controlling interests, even if this results in the non-controlling interests having a deficit balance. When necessary, adjustments are made to the restated financial information of subsidiaries to bring their accounting policies into line with the Group's accounting policies. All intra-group assets and liabilities, equity, income, expenses and cash flows relating to transactions between members of the Group are eliminated in full on consolidation. The Group measures non-controlling interests at their proportion of the fair value of the identifiable net assets.

#### **2.4 Investment in associates and joint ventures**

An associate is an entity over which the Group has significant influence. Significant influence is the power to participate in the financial and operating policy decisions of the investee, but is not control or joint control.

## **One97 Communications Limited**

**CIN: U72200DL2000PLC108985**

### **Annexure V - Notes to the Restated Consolidated Financial Information**

**(Amounts in INR Million, unless otherwise stated)**

---

The considerations made in determining whether significant influence is similar to those necessary to determine control over the subsidiaries

The Group's investments in its associate are accounted for using the equity method. Under the equity method, the investment in an associate is initially recognised at cost.

Interests in joint ventures are accounted for using the equity method, after initially being recognised at cost in the restated consolidated statement of assets and liabilities.

The carrying amount of the investment is adjusted to recognise changes in the Group's share of net assets of the associate or joint venture since the acquisition date. Goodwill relating to the associate or joint venture is included in the carrying amount of the investment and is not tested for impairment individually.

The restated consolidated statement of profit and loss reflects the Group's share of the results of operations of the associate or joint venture. Any change in OCI of the associate or joint venture is presented as part of the Group's OCI. In addition, when there has been a change recognised directly in the equity of the associate or joint venture, the Group recognises its share of any changes, when applicable, in the restated consolidated statement of changes in equity. Unrealised gains and losses resulting from transactions between the Group and the associate or joint venture are eliminated to the extent of the interest in the associate or joint venture.

If an entity's share of losses of an associate or joint venture equals or exceeds its interest in the associate or joint venture (which includes any long term interest that, in substance, form part of the Group's net investment in the associate), the entity discontinues recognising its share of further losses. Additional losses are recognised only to the extent that the Group has incurred legal or constructive obligations or made payments on behalf of the associate or joint venture. If the associate or joint venture subsequently reports profits, the entity resumes recognising its share of those profits only after its share of the profits equals the share of losses not recognised.

The aggregate of the Group's share of profit or loss of an associate or joint venture is shown on the face of the restated consolidated statement of profit and loss. The restated financial information of the associate and joint venture are prepared for the same reporting period as the Group. When necessary, adjustments are made to bring the accounting policies in line with those of the Group.

After application of the equity method, the Group determines whether it is necessary to recognise an impairment loss on its investment in its associate or joint venture. At each reporting date, the Group determines whether there is objective evidence that the investment in the associate or joint venture is impaired. If there is such evidence, the Group calculates the amount of impairment as the difference between the recoverable amount of the associate or joint venture and its carrying value, and then recognises the loss as 'exceptional items' in the restated consolidated statement of profit and loss.

Upon loss of significant influence over the associate, the Group measures and recognises any retained investment at its fair value. Any difference between the carrying amount of the associate upon loss of significant influence and the fair value of the retained investment and proceeds from disposal is recognised in restated consolidated statement of profit and loss.

## **2.5 Summary of significant accounting policies**

### **a. Current versus non-current classification**

The Group presents assets and liabilities in the restated consolidated statement of assets and liabilities based on current / non-current classification.

An asset is classified as current when it is expected to be realised or intended to be sold or consumed in normal operating cycle, held primarily for the purpose of trading, expected to be realised within twelve months after the reporting period, or cash or cash equivalent unless restricted from being exchanged or used to settle a liability for at least twelve months after the reporting period. All other assets are classified as non-current.

A liability is classified as current when it is expected to be settled in normal operating cycle, it is held primarily for the purpose of trading, it is due to be settled within twelve months after the reporting period, or there is no unconditional right to defer the settlement of the liability for at least twelve months after the reporting period. The Group classifies all other liabilities as non-current.

## **One97 Communications Limited**

**CIN: U72200DL2000PLC108985**

### **Annexure V - Notes to the Restated Consolidated Financial Information**

**(Amounts in INR Million, unless otherwise stated)**

---

Deferred tax assets and liabilities, are classified as non-current assets and liabilities.

The operating cycle is the time between the acquisition of assets for processing and their realisation in cash and cash equivalents. The Group has identified twelve months as its operating cycle.

#### **b. Foreign currencies**

##### *Functional and presentation currency*

Items included in the Restated Consolidated Financial Information of the Group are measured using the currency of the primary economic environment in which it operates i.e. the “functional currency”. The Group’s restated consolidated financial information are presented in INR, which is also the Holding Company’s functional currency.

##### *Transactions and balances*

Transactions in foreign currencies are initially recorded by the Group’s entities at their respective functional currency at exchange rates prevailing at the date the transaction first qualifies for recognition.

Monetary assets and liabilities denominated in foreign currencies are translated at the functional currency spot rates of exchange at the reporting date. Exchange differences arising on settlement or translation of monetary items are recognised in restated consolidated statement of profit and loss.

Non-monetary items that are measured in terms of historical cost in a foreign currency are translated using the exchange rates at the dates of the initial transactions.

Non-monetary items measured at fair value in a foreign currency are translated using the exchange rates at the date when the fair value is determined. The gain or loss arising on translation of non-monetary items measured at fair value is treated in line with the recognition of the gain or loss on the change in fair value of the item (i.e., translation differences on items whose fair value gain or loss is recognised in restated other comprehensive income (“OCI”) or restated consolidated statement of profit and loss, are also recognised in OCI or restated consolidated statement of profit and loss, respectively).

#### **Group companies**

On consolidation, the assets and liabilities of foreign operations are translated into INR at the rate of exchange prevailing at the reporting date and their restated consolidated statements of profit and loss are translated at exchange rates prevailing at the dates of the transactions. The exchange differences arising on translation for consolidation are recognised in OCI. On disposal of a foreign operation, the component of OCI relating to that particular foreign operation is recognised in restated consolidated statement of profit and loss.

#### **c. Fair value measurement**

The Group measures certain financial instruments (e.g. investments) at fair value at each period end date.

Fair value is the price that would be received to sell an asset or paid to transfer a liability in an orderly transaction between market participants at the measurement date.

The fair value measurement is based on the presumption that the transaction to sell the asset or transfer the liabilities takes place either in the principal market for the asset or liability or in absence of principal market, in the most advantageous market for the asset or liability.

A fair value measurement of a non-financial asset takes into account a market participant’s ability to generate economic benefits by using the asset in its highest and best use or by selling it to another market participant that would use the asset in its highest and best use.

The Group uses valuation techniques that are appropriate in the circumstances and for which sufficient data are available to measure fair value, maximising the use of relevant observable inputs and minimising the use of unobservable inputs.

## **One97 Communications Limited**

**CIN: U72200DL2000PLC108985**

### **Annexure V - Notes to the Restated Consolidated Financial Information**

**(Amounts in INR Million, unless otherwise stated)**

---

All assets and liabilities for which fair value is measured or disclosed in the Restated Consolidated Financial Information are categorised within the fair value hierarchy, described as follows, based on the lowest level input that is significant to the fair value measurement as a whole:

Level 1- Quoted (Unadjusted) marked prices in the active markets for identical assets or liabilities

Level 2- Valuation techniques for which the lowest level input that is significant to the fair value measurement is directly or indirectly observable

Level 3- Valuation techniques for which the lowest level input that is significant to the fair value measurement is unobservable.

For assets and liabilities that are recognised in the Restated Consolidated Financial Information on a recurring basis, the Group determines whether transfers have occurred between levels in the hierarchy by re-assessing categorisation (based on the lowest level input that is significant to the fair value measurement as a whole) at the end of each reporting period.

At each reporting date, the management analyses the movements in the values of assets and liabilities which are required to be re-measured or re-assessed as per the Group's accounting policies. For this analysis, the management or its expert verifies the major inputs applied in the latest valuation by agreeing the information in the valuation computation to contracts and other relevant documents.

For the purpose of fair value disclosures, the Group has determined classes of assets and liabilities on the basis of the nature, characteristics and risks of the asset or liability and the level of the fair value hierarchy as explained above.

#### **d. Revenue recognition**

Revenue is measured based on the consideration specified in a contract with a customer net of variable consideration e.g. discounts, volume rebates, any payments made to a customer (unless the payment is for a distinct good or service received from the customer) and excludes amounts collected on behalf of third parties. The Group recognises revenue when it transfers control over a product or service to a customer. Revenue is only recognised to the extent that it is highly probable that a significant reversal will not occur.

The Group provides incentives to its users in various forms including cashbacks. Incentives which are consideration payable to the customer that are not in exchange for a distinct good or service are generally recognized as a reduction of revenue.

Where the Group acts as an agent for selling goods or services, only the commission income is included within revenue. The specific revenue recognition criteria described below must also be met before revenue is recognized. Typically, the Group has a right to payment before or at the point that services are delivered. Cash received before the services are delivered is recognised as a contract liability. The amount of consideration does not contain a significant financing component as payment terms are less than one year.

#### **Sale of services**

Revenue from services is recognized when the control in services is transferred as per the terms of the agreement with customer i.e. as and when services are rendered. Revenues are disclosed net of the Goods and Services Tax charged on such services. In terms of the contract, excess of revenue over the billed at the year-end is carried in the restated consolidated statements of assets and liabilities as trade receivables where the amount is recoverable from the customer without any future performance obligation and the Group has unconditional right over such consideration (i.e. if only the passage of time is required before payment of such consideration is due). Cash received before the services are delivered is recognised as a contract liability.

#### **Commission**

The Group facilitates recharge of talk time, bill payments, availability of bus tickets and sale of deal coupons and earns commission for the respective services. Commission income is recognized when the control in services is transferred to the customer when the services have been provided by the Group.

**One97 Communications Limited**

CIN: U72200DL2000PLC108985

**Annexure V - Notes to the Restated Consolidated Financial Information****(Amounts in INR Million, unless otherwise stated)**

---

**Service fees from merchants**

The Group earns service fee from merchants and recognizes such revenue when the control in services have been transferred by the Group i.e. as and when services have been provided by the Group. Such service fee is generally determined as a percentage of transaction value executed by the merchants. Amount received by the Group pending settlement are disclosed as payable to the merchants under contract liabilities.

**Other operating revenue**

Where the Group is contractually entitled to receive claims/compensation in case of non-discharge of obligations by customers, such claims/compensations are measured at amount receivable from such customers and are recognised as other operating revenue when there is a reasonable certainty that the Group will be able to realize the said amounts.

**Interest income**

For all debt instruments measured either at amortised cost or at fair value through other comprehensive income, interest income is recorded using the effective interest rate (EIR). EIR is the rate that exactly discounts the estimated future cash payments or receipts over the expected life of the financial instrument or a shorter period, where appropriate, to the gross carrying amount of the financial asset or to the amortised cost of a financial liability. When calculating the effective interest rate, the Group estimates the expected cash flows by considering all the contractual terms of the financial instrument but does not consider the expected credit losses. Interest income is included in finance income in the restated consolidated statement of profit and loss.

**e. Taxes****Current income tax**

Current income tax assets and liabilities are measured at the amount expected to be recovered from or paid to the taxation authorities. The tax rates and tax laws used to compute the amount are those that are enacted or substantively enacted, at the reporting date in the countries where the Group operates and generates taxable income.

Current income tax relating to items recognised outside restated consolidated statement of profit and loss is recognised either in other comprehensive income or in equity. Current tax items are recognised in correlation to the underlying transaction either in OCI or directly in equity. Management periodically evaluates positions taken in the tax returns with respect to situations in which applicable tax regulations are subject to interpretation and considers whether it is probable that a taxation authority will accept an uncertain tax treatment. The Group measures its tax balances either based on the most likely amount or the expected value, depending on which method provides a better prediction of the resolution of the uncertainty.

**Deferred tax**

Deferred tax is provided using the liability method on temporary differences between the tax bases of assets and liabilities and their carrying amounts for financial reporting purposes at the reporting date. Deferred tax liabilities are recognised for all taxable temporary differences, except:

- When the deferred tax liability arises from the initial recognition of goodwill or an asset or liability in a transaction that is not a business combination and, at the time of the transaction, affects neither the accounting profit nor taxable profit or loss.
- In respect of taxable temporary differences associated with investments in subsidiaries, associates and interests in joint ventures, when the timing of the reversal of the temporary differences can be controlled and it is probable that the temporary differences will not reverse in the foreseeable future.

## **One97 Communications Limited**

**CIN: U72200DL2000PLC108985**

### **Annexure V - Notes to the Restated Consolidated Financial Information**

**(Amounts in INR Million, unless otherwise stated)**

Deferred tax assets are recognised for all deductible temporary differences, the carry forward of unused tax credits and any unused tax losses. Deferred tax assets are recognised to the extent that it is probable that taxable profit will be available against which the deductible temporary differences, and the carry forward of unused tax credits and unused tax losses can be utilised. The carrying amount of deferred tax assets is reviewed at each reporting date and reduced to the extent that it is no longer probable that sufficient taxable profit will be available to allow all or part of the deferred tax asset to be utilised. Unrecognised deferred tax assets are re-assessed at each reporting date and are recognised to the extent that it has become probable that future taxable profits will allow the deferred tax asset to be recovered.

Deferred tax assets are not recognised for temporary differences between the carrying amount and tax bases of investments in subsidiaries, associates and interest in joint arrangements where it is not probable that the differences will reverse in the foreseeable future and taxable profit will not be available against which the temporary difference can be utilised.

Deferred tax assets and liabilities are measured at the tax rates that are expected to apply in the year when the asset is realised or the liability is settled, based on tax rates (and tax laws) that have been enacted or substantively enacted at the reporting date.

Deferred tax relating to items recognised outside restated consolidated statement of profit and loss is recognised either in other comprehensive income or in equity. Deferred tax items are recognised in correlation to the underlying transaction either in OCI or directly in equity.

Deferred tax assets and deferred tax liabilities are offset if a legally enforceable right exists to set off current tax assets against current tax liabilities and the deferred taxes relate to the same taxable entity and the same taxation authority.

#### **Minimum alternate tax**

Credit of MAT is recognised as deferred tax asset only when it is probable that taxable profit will be available against which the credit can be utilised. In the year in which the MAT credit becomes eligible to be recognised as an asset, the said asset is created by way of a credit to the restated consolidated statement of profit and loss account. The Group reviews the same at each period end date and writes down the carrying amount of MAT credit entitlement to the extent it is no longer probable that the Group will pay normal income tax during the specified period.

#### **Taxes paid on acquisition of assets or on incurring expenses**

Assets are recognised net of the amount of GST paid, except when the tax incurred on a purchase of assets is not recoverable from the taxation authority, in which case, the tax paid is recognised as part of the cost of acquisition of the asset.

Expenses are recognised net of the amount of GST paid, except when the tax incurred on a purchase of services is not recoverable from the taxation authority, in which case, the tax paid is expensed off in restated consolidated statement of profit and loss.

The net amount of tax recoverable from, or payable to, the taxation authority is included as part of other current/ non-current assets or other current liabilities in the restated consolidated statement of assets and liabilities.

#### **f. Non-current assets held for sale and discontinued operations**

The Group classifies non-current assets and disposal groups as held for sale if their carrying amounts will be recovered principally through a sale rather than through continuing use. Actions required to complete the sale should indicate that it is unlikely that significant changes to the sale will be made or that the decision to sell will be withdrawn. Management must be committed to the sale expected within one year from the date of classification.

For these purposes, sale transactions include exchanges of non-current assets for other non-current assets when the exchange has commercial substance. The criteria for held for sale classification is regarded met only when the assets or disposal group is available for immediate sale in its present condition, subject only to terms that are usual and customary for sales of such assets (or disposal groups), its sale is highly probable; and it will genuinely be sold, not abandoned. The Group treats sale of the asset or disposal group to be highly probable when:

## One97 Communications Limited

CIN: U72200DL2000PLC108985

### Annexure V - Notes to the Restated Consolidated Financial Information

(Amounts in INR Million, unless otherwise stated)

- The appropriate level of management is committed to a plan to sell the asset (or disposal group),
- An active programme to locate a buyer and complete the plan has been initiated (if applicable),
- The asset (or disposal group) is being actively marketed for sale at a price that is reasonable in relation to its current fair value,
- The sale is expected to qualify for recognition as a completed sale within one year from the date of classification, and
- Actions required to complete the plan indicate that it is unlikely that significant changes to the plan will be made or that the plan will be withdrawn.

Non-current assets held for sale and disposal groups are measured at the lower of their carrying amount and the fair value less costs to sell. Assets and liabilities classified as held for sale are presented separately in the restated consolidated statement of assets and liabilities. Property, plant and equipment and intangible assets once classified as held for sale are not depreciated or amortised.

A disposal group qualifies as discontinued operation if it is a component of an entity that either has been disposed of, or is classified as held for sale, and:

- Represents a separate major line of business or geographical area of operations or
- Is part of a single co-ordinated plan to dispose of a separate major line of business or geographical area of operations.

Discontinued operations are excluded from the results of continuing operations and are presented as a single amount as profit or loss after tax from discontinued operations in the restated consolidated statement of profit and loss.

#### g. Property, plant and equipment

Property, plant and equipment are carried at cost less accumulated depreciation and any accumulated impairment, if any. Property, plant and equipment is depreciated on a written down value basis to its residual value over its estimated useful life.

Cost directly attributable to acquisition are capitalised until the property, plant and equipment are ready for use, as intended by the management.

Subsequent costs are capitalised on the carrying amount or recognised as a separate asset, as appropriate, only when future economic benefits associated with the item are probable to flow to the Group and cost of the item can be measured reliably. When significant parts of property, plant and equipment are required to be replaced at intervals, the Group depreciates them separately based on their specific useful lives. The carrying amount of any component accounted for as a separate asset is derecognised when replaced. All repair and maintenance are charged to restated consolidated statement of profit and loss during the reporting period in which they are incurred.

Advances paid towards the acquisition of property, plant and equipment outstanding at each period end date is classified as capital advances under the non-current assets and the cost of assets not ready to use before such date are disclosed under 'Capital work in progress'.

The gain or loss arising on the disposal or retirement of an item of property, plant and equipment is determined as the difference between the sales proceeds and the carrying amount of the asset and is recognised in the restated consolidated statement of profit and loss on the date of disposal or retirement.

Depreciation is provided using the written down value method and charged to restated consolidated statement of profit and loss as per the rates prescribed under Schedule II of the Companies Act, 2013 except for technical evaluation done by the management's expert for plant and machinery, given below:

Assets	Rate of Depreciation (per annum)
Servers and networking equipment (Computers)	39.30%
Laptops and desktops (Computers)	63.16%
Office equipment	45.07%
Furniture and fittings	25.89%
Plant & Machinery	45.07% / 63.16%
Vehicles	31.23%



**One97 Communications Limited**

CIN: U72200DL2000PLC108985

**Annexure V - Notes to the Restated Consolidated Financial Information****(Amounts in INR Million, unless otherwise stated)**

---

Leasehold improvements are depreciated over the shorter of their useful life or the lease term, unless the entity expects to use the assets beyond the lease term.

The residual values, useful lives and methods of depreciation of property, plant and equipment are reviewed at each financial year end and adjusted prospectively, if appropriate.

**h. Intangible assets**

Separately acquired intangible assets, such as software are measured initially at cost. Following initial recognition, intangible assets are carried at cost less accumulated amortization and accumulated impairment losses, if any. Internally generated intangible assets, excluding capitalized development costs, are not capitalized and expenditure is reflected in the restated consolidated statement of profit and loss in the year in which the expenditure is incurred. Intangible assets with finite useful lives are carried at cost and are amortised on a written down value basis over their estimated useful lives and charged to restated consolidated statement of profit and loss.

Software and licenses acquired are amortized at the rate of 40% per annum on written down value method. Other intangibles i.e Customer relationship, right to use brand and non- compete right acquired in business combination are amortised over their useful life on straight line basis, which is taken to be 5 years.

The amortization period and the amortization method are reviewed at least at each financial year end. Changes in the expected useful life or the expected pattern of consumption of future economic benefits embodied in the asset are considered to modify the amortisation period or method, as appropriate, and are treated as changes in accounting estimates. The amortisation expense on intangible assets is recognised in the restated consolidated statement of profit and loss unless such expenditure forms part of carrying value of another asset.

Gains or losses arising from de-recognition of an intangible asset are measured as the difference between the net disposal proceeds and the carrying amount of the asset and are recognized in the restated consolidated statement of profit and loss when the asset is derecognized.

**Research and development costs**

Research costs are expensed as incurred. Development expenditure incurred on an individual project is recognized as an intangible asset when the Group can demonstrate all the following:

- The technical feasibility of completing the intangible asset so that it will be available for use or sale
- Its intention to complete the asset
- Its ability to use or sell the asset
- How the asset will generate future economic benefits
- The availability of adequate resources to complete the development and to use or sell the asset
- The ability to measure reliably the expenditure attributable to the intangible asset during development.

Following the initial recognition of the development expenditure as an asset, the cost model is applied requiring the asset to be carried at cost less any accumulated amortization and accumulated impairment losses. Amortization of the asset begins when development is complete and the asset is available for use.

It is amortized on a straight line basis over the period of expected future benefit from the related project, i.e., the estimated useful life of one to five years. Amortization is recognized in the restated consolidated statement of profit and loss. During the period of development, the asset is tested for impairment annually.

## **One97 Communications Limited**

**CIN: U72200DL2000PLC108985**

**Annexure V - Notes to the Restated Consolidated Financial Information**

**(Amounts in INR Million, unless otherwise stated)**

---

### **i. Borrowing costs**

Borrowing costs directly attributable to the acquisition, construction or production of an asset that necessarily takes a substantial period of time to get ready for its intended use or sale are capitalised as part of the cost of the asset. All other borrowing costs are expensed in the period in the restated consolidated statement of profit and loss in which they occur. Borrowing costs consist of interest and other costs that an entity incurs in connection with the borrowing of funds.

### **j. Impairment of non-financial assets**

For all non-financial assets, the Group assesses whether there are indicators of impairment. If such an indicator exists, the recoverable amount of the asset is estimated in order to determine the extent of the impairment loss, if any. Where the asset does not generate cash flows that are independent from other assets, the Group estimates the recoverable amount of the cash-generating unit (CGU) to which the asset belongs.

The recoverable amount for an asset or CGU is the higher of its value in use and fair value less costs of disposal. If the recoverable amount of an asset or CGU is estimated to be less than its carrying amount or CGU the asset is considered impaired and the carrying amount of the asset or CGU is reduced to its recoverable amount. An impairment loss is recognised immediately in the restated consolidated statement of profit and loss.

In assessing value in use, the estimated future cash flows of the asset or CGU are discounted to their present value using a pre-tax discount rate that reflects current market assessments of the time value of money and the risks specific to the asset. In determining fair value less costs of disposal, recent market transactions are taken into account. If no such transactions can be identified, an appropriate valuation model is used. These calculations are corroborated by valuation multiples, quoted share prices for publicly traded companies or other available fair value indicators.

The Group bases its impairment calculation on detailed budgets and forecast calculations. These budgets and forecast calculations generally cover a period of five years. For longer periods, a long-term growth rate is calculated and applied to project future cash flows after the fifth year. To estimate cash flow projections beyond periods covered by the most recent budgets/forecasts, the Group extrapolates cash flow projections in the budget using a steady or declining growth rate for subsequent years/periods, unless an increasing rate can be justified. In any case, this growth rate does not exceed the long-term average growth rate for the products, industries, or country or countries in which the entity operates, or for the market in which the asset is used.

An assessment is made at each reporting date to determine whether there is an indication that previously recognised impairment losses no longer exist or have decreased. If such indication exists, the Group estimates the asset's or CGU's recoverable amount. A previously recognised impairment loss is reversed only if there has been a change in the assumptions used to determine the asset's or CGU's recoverable amount since the last impairment loss was recognised. The reversal is limited so that the carrying amount of the asset does not exceed its recoverable amount, nor exceed the carrying amount that would have been determined, net of depreciation, had no impairment loss been recognised for the asset in prior years/periods. Such reversal is recognised in the consolidated statement of profit and loss.

### **k. Provisions and contingencies**

#### *Provisions*

Provisions are recognised when the Group has a present obligation (legal or constructive) as a result of a past event, it is probable that an outflow of resources embodying economic benefits will be required to settle the obligation and a reliable estimate can be made of the amount of the obligation. When the Group expects some or all of a provision to be reimbursed, the reimbursement is recognised as a separate asset, but only when the reimbursement is virtually certain.

The expense relating to a provision is presented in the restated consolidated statement of profit and loss net of any reimbursement. If the effect of the time value of money is material, provisions are discounted using a current pre-tax rate that reflects, when appropriate, the risks specific to the liability. When discounting is used, the increase in the provision due to the passage of time is recognised as a finance cost.

## **One97 Communications Limited**

**CIN: U72200DL2000PLC108985**

### **Annexure V - Notes to the Restated Consolidated Financial Information**

**(Amounts in INR Million, unless otherwise stated)**

---

#### *Contingencies*

A contingent liability is a possible obligation that arises from past events whose existence will be confirmed by the occurrence or non-occurrence of one or more uncertain future events beyond the control of the Group or a present obligation that is not recognized because it is not probable that an outflow of resources will be required to settle the obligation. A contingent liability also arises in extremely rare cases where there is a liability that cannot be recognized because it cannot be measured reliably. The Group does not recognize a contingent liability but discloses its existence in the restated consolidated financial information.

#### **l. Retirement and other employee benefits**

For defined benefit plans (gratuity), the liability or asset recognised in the restated consolidated statement of assets and liabilities is the present value of the defined benefit obligation at the end of the reporting period less the fair value of plan assets. The defined benefit obligation is calculated by independent actuaries using the projected unit credit method.

The present value of the defined benefit obligation is determined by discounting the estimated future cash outflows by reference to market yields at the end of the reporting period on government bonds that have terms approximating to the terms of the related obligation.

The net interest cost is calculated by applying the discount rate to the net balance of the defined benefit obligation and the fair value of plan assets. This cost is included in employee benefit expense in the restated consolidated statement of profit and loss.

Remeasurement gains and losses arising from experience adjustments and changes in actuarial assumptions are recognised in the period in which they occur, directly in other comprehensive income. They are included in retained earnings in the restated consolidated statement of changes in equity and in the restated consolidated statement of assets and liabilities. Re-measurements are not reclassified to restated consolidated statement of profit and loss in subsequent periods.

Changes in the present value of the defined benefit obligation resulting from plan amendments or curtailments are recognised immediately in restated consolidated statement of profit and loss as past service cost.

The Group's contributions to defined contribution plans (provident fund) are recognized in restated consolidated statement of profit and loss when the employee renders related service. The Group has no further obligations under these plans beyond its periodic contributions.

The Group provides for liability at year end on account of un-availed earned leave as per actuarial valuation using projected unit credit method.

Liabilities for wages and salaries, including non-monetary benefits that are expected to be settled wholly within 12 months after the end of the period in which the employees render the related service are recognised in respect of employees' services up to the end of the reporting period and are measured at the amounts expected to be paid when the liabilities are settled. The liabilities are presented as employee benefit payable under other financial liabilities in the restated consolidated statement of assets and liabilities.

#### **m. Share-based payments**

##### **i) Equity-settled transactions**

Employees (including senior executives) of the Group receive remuneration in the form of share-based payments, whereby employees render services as consideration for equity instruments (equity-settled transactions).

The cost of equity-settled transactions is determined by the fair value at the date when the grant is made using an appropriate valuation model.

**One97 Communications Limited****CIN: U72200DL2000PLC108985****Annexure V - Notes to the Restated Consolidated Financial Information****(Amounts in INR Million, unless otherwise stated)**

---

That cost is recognised, together with a corresponding increase in Employee Stock Option Plan (ESOP) reserves in equity, over the period in which the performance and/or service conditions are fulfilled in employee benefits expense. The cumulative expense recognised for equity-settled transactions at each reporting date until the vesting date reflects the extent to which the vesting period has expired and the Group's best estimate of the number of equity instruments that will ultimately vest. The expense or credit for a period represents the movement in cumulative expense recognised as at the beginning and end of that period and is recognised in employee benefits expense.

Service and non-market performance conditions are not taken into account when determining the grant date fair value of awards, but the likelihood of the conditions being met is assessed as part of the Group's best estimate of the number of equity instruments that will ultimately vest.

No expense is recognised for awards that do not ultimately vest because non-market performance and/or service conditions have not been met.

When the terms of an equity-settled award are modified, the minimum expense recognised is the expense had the terms not been modified, if the original terms of the award are met. An additional expense is recognised for any modification that increases the total fair value of the share-based payment transaction, or is otherwise beneficial to the employee as measured at the date of modification. Where an award is cancelled by the entity or by the counterparty, any remaining element of the fair value of the award is expensed immediately through restated consolidated statement of profit and loss.

The dilutive effect of outstanding options is reflected as additional share dilution in the computation of diluted earnings per share.

**ii) Cash-settled transactions**

For awards classified as cash settled share based transactions, the goods or services acquired are measured and the liability incurred, at the fair value of liability. Until the liability is settled, the fair value of the liability is re-measured at the end of each reporting period and at the date of settlement, with any changes in fair value recognised in restated consolidated statement of profit and loss for the period.

The cost of cash-settled transactions is determined by the fair value of equity instruments at each reporting date using an appropriate valuation model.

That cost is recognised, together with a corresponding increase in liability, over the period in which the performance and/or service conditions are fulfilled in employee benefits expense. The cumulative expense recognised for cash-settled transactions at each reporting date until the vesting date reflects the extent to which the vesting period has expired and the Group's best estimate of the number of equity instruments that will ultimately vest. The expense or credit for a period represents the movement in cumulative expense recognised as at the beginning and end of that period and is recognised in employee benefits expense.

No expense is recognised for awards that do not ultimately vest because non-market performance and/or service conditions have not been met.

The Group has set up Paytm Associate Benefit Welfare Trust (formerly known as One97 Employee Welfare Trust) for administering certain types of share-based payment arrangements including awards given to employees of the outside group companies as well for awards of options of other companies given to its employees. The Group uses the Trust as a vehicle for distributing shares under the ESOP schemes. The Trust holds shares of the Group, for giving shares to employees. The Group treats the Trust as its extension and shares of the Group held by Trust are treated as treasury shares. Other assets held by the Trust are consolidated on a line-by-line basis with Group's Restated Consolidated Financial Information. Shares of other companies held by the Trust for distribution to its employees are separately disclosed under investments.

## **One97 Communications Limited**

**CIN: U72200DL2000PLC108985**

**Annexure V - Notes to the Restated Consolidated Financial Information**

**(Amounts in INR Million, unless otherwise stated)**

---

### **n. Financial instruments**

A financial instrument is any contract that gives rise to a financial asset of one entity and a financial liability or equity instrument of another entity.

#### **Financial assets**

##### *Initial recognition and measurement*

All financial assets are recognised initially at fair value plus, in the case of financial assets not recorded at fair value through profit or loss, transaction costs that are attributable to the acquisition of the financial asset.

##### *Subsequent measurement*

For purposes of subsequent measurement, financial assets are classified in four categories:

- Debt instruments at amortized cost
- Debt instruments at fair value through other comprehensive income (FVTOCI)
- Debt instruments, derivatives and equity instruments at fair value through profit or loss (FVTPL)
- Equity instruments measured at fair value through other comprehensive income (FVTOCI)

##### *Debt instruments at amortised cost*

A 'debt instrument' is measured at the amortised cost if both the following conditions are met:

- a) The asset is held within a business model whose objective is to hold assets for collecting contractual cash flows, and
- b) Contractual terms of the asset give rise on specified dates to cash flows that are solely payments of principal and interest (SPPI) on the principal amount outstanding.

After initial measurement, such financial assets are subsequently measured at amortised cost using the effective interest rate (EIR) method. Amortised cost is calculated by taking into account any discount or premium on acquisition and fees or costs that are an integral part of the EIR. The EIR amortization is included in finance income in the restated consolidated statement of profit and loss. The losses arising from impairment are recognised in the restated consolidated statement of profit and loss. This category generally applies to trade and other receivables and is most relevant to the Group.

##### *Debt instrument at FVTOCI*

A 'debt instrument' is classified as at the FVTOCI if both of the following criteria are met:

- a) The objective of the business model is achieved both by collecting contractual cash flows and selling the financial assets, and
- b) The asset's contractual cash flows represent SPPI.

Debt instruments included within the FVTOCI category are measured initially as well as at each reporting date at fair value. Fair value movements are recognized in the other comprehensive income (OCI). However, the Group recognizes interest income, impairment losses and reversals and foreign exchange gain or loss in the restated consolidated statement of profit and loss.

On derecognition of the asset, cumulative gain or loss previously recognised in OCI is reclassified from the equity to restated consolidated statement of profit and loss. Interest earned whilst holding FVTOCI debt instrument is reported as interest income using the EIR method.

##### *Debt instrument at FVTPL*

FVTPL is a residual category for debt instruments. Any debt instrument, which does not meet the criteria for categorization as at amortized cost or as FVTOCI, is classified as at FVTPL.

## **One97 Communications Limited**

**CIN: U72200DL2000PLC108985**

### **Annexure V - Notes to the Restated Consolidated Financial Information**

**(Amounts in INR Million, unless otherwise stated)**

---

In addition, the Group may elect to designate a debt instrument, which otherwise meets amortized cost or FVTOCI criteria, as at FVTPL. However, such election is allowed only if doing so reduces or eliminates a measurement or recognition inconsistency (referred to as 'accounting mismatch').

Debt instruments included within the FVTPL category are measured at fair value with all changes recognized in the restated consolidated statement of profit and loss.

#### *Equity investments*

All equity investments in scope of Ind AS 109 are measured at fair value. The Group may make an irrevocable election to present in other comprehensive income subsequent changes in the fair value. The Group makes such election on an instrument-by-instrument basis. The classification is made on initial recognition and is irrevocable.

If the Group decides to classify an equity instrument as at FVTOCI, then all fair value changes on the instrument, excluding dividends, are recognized in the OCI. There is no recycling of the amounts from OCI to restated consolidated statement of profit or loss, even on sale of investment. However, the Group may transfer the cumulative gain or loss within equity.

Equity instruments included within the FVTPL category are measured at fair value with all changes recognized in the restated consolidated statement of profit and loss.

The equity securities which are not held for trading, and for which the Group has made an irrevocable election at initial recognition to recognize changes in fair value through OCI rather than profit or loss as these are strategic investments and the Group considered this to be more relevant.

Equity investments in associates and joint ventures are measured at cost. The investments are reviewed at each reporting date to determine whether there is any indication of impairment considering the provisions of Ind AS 36 'Impairment of Assets'. If any such indication exists, policy for impairment of non-financial assets is followed.

#### *Derecognition*

A financial asset (or, where applicable, a part of a financial asset or part of a group of similar financial assets) is primarily derecognised (i.e. removed from the Group's restated consolidated statement of assets and liabilities) when:

- The rights to receive cash flows from the asset have expired, or
- The Group has transferred its rights to receive cash flows from the asset or has assumed an obligation to pay the received cash flows in full without material delay to a third party under a 'pass-through' arrangement; and either (a) the Group has transferred substantially all the risks and rewards of the asset, or (b) the Group has neither transferred nor retained substantially all the risks and rewards of the asset, but has transferred control of the asset.

When the Group has transferred its rights to receive cash flows from an asset or has entered into a pass-through arrangement, it evaluates if and to what extent it has retained the risks and rewards of ownership. When it has neither transferred nor retained substantially all of the risks and rewards of the asset, nor transferred control of the asset, the Group continues to recognise the transferred asset to the extent of the Group's continuing involvement. In that case, the Group also recognises an associated liability. The transferred asset and the associated liability are measured on a basis that reflects the rights and obligations that the Group has retained.

#### *Impairment of financial assets*

In accordance with Ind AS 109, the Group applies expected credit loss (ECL) model for measurement and recognition of impairment loss on financial assets that are debt instruments, and are measured at amortised cost e.g., loans, debt securities, deposits, trade receivables and bank balance.

## **One97 Communications Limited**

**CIN: U72200DL2000PLC108985**

### **Annexure V - Notes to the Restated Consolidated Financial Information**

**(Amounts in INR Million, unless otherwise stated)**

---

The Group follows 'simplified approach' for recognition of impairment loss allowance on trade receivables. The application of simplified approach does not require the Group to track changes in credit risk. Rather, it recognises impairment loss allowance based on lifetime ECLs at each reporting date, right from its initial recognition.

For recognition of impairment loss on other financial assets and risk exposure, the Group determines that whether there has been a significant increase in the credit risk since initial recognition. If credit risk has not increased significantly, 12-month expected credit loss (ECL) is used to provide for impairment loss. However, if credit risk has increased significantly, lifetime ECL is used. If, in a subsequent period, credit quality of the instrument improves such that there is no longer a significant increase in credit risk since initial recognition, then the entity reverts to recognising impairment loss allowance based on 12-month ECL.

Lifetime ECL are the expected credit losses resulting from all possible default events over the expected life of a financial instrument. The 12-month ECL is a portion of the lifetime ECL which results from default events that are possible within 12 months after the reporting date.

ECL is the difference between all contractual cash flows that are due to the Group in accordance with the contract and all the cash flows that the entity expects to receive (i.e., all cash shortfalls), discounted at the original EIR.

The Group uses a provision matrix to determine impairment loss allowance on portfolio of its trade receivables. The provision matrix is based on its historically observed default rates over the expected life of the trade receivables and is adjusted for forward-looking estimates. At every reporting date, the historical observed default rates are updated and changes in the forward-looking estimates are analysed.

ECL impairment loss allowance (or reversal) recognized during the period is recognized as income/ expense in the restated consolidated statement of profit and loss. This amount is reflected under the head other expenses in the restated consolidated statement of profit and loss. For the financial assets measured as at amortised cost ECL is presented as an allowance, i.e., as an integral part of the measurement of those assets in the restated consolidated statement of assets and liabilities. The allowance reduces the net carrying amount. Until the asset meets write-off criteria, the Group does not reduce impairment allowance from the gross carrying amount.

#### **Financial liabilities**

##### *Initial recognition and measurement*

Financial liabilities are classified, at initial recognition, as financial liabilities at fair value through profit or loss, loans and borrowings, payables, or as derivatives designated as hedging instruments in an effective hedge, as appropriate.

All financial liabilities are recognised initially at fair value and, in the case of loans and borrowings and payables, net of directly attributable transaction costs.

The Group's financial liabilities include borrowings, lease liabilities, trade and other payables.

##### *Subsequent measurement*

The measurement of financial liabilities depends on their classification as described below:

##### *Loans and borrowings*

After initial recognition, interest-bearing loans and borrowings are subsequently measured at amortised cost using the EIR method. Gains and losses are recognised in restated consolidated statement of profit and loss when the liabilities are derecognised as well as through the EIR amortisation process.

Amortised cost is calculated by taking into account any discount or premium on acquisition and fees or costs that are an integral part of the EIR. The EIR amortisation is included as finance costs in the restated consolidated statement of profit and loss.

**One97 Communications Limited**

CIN: U72200DL2000PLC108985

**Annexure V - Notes to the Restated Consolidated Financial Information****(Amounts in INR Million, unless otherwise stated)**

---

*Derecognition*

A financial liability is derecognised when the obligation under the liability is discharged or cancelled or expires. When an existing financial liability is replaced by another from the same lender on substantially different terms, or the terms of an existing liability are substantially modified, such an exchange or modification is treated as the derecognition of the original liability and the recognition of a new liability. The difference in the respective carrying amounts is recognised in the restated consolidated statement of profit and loss.

*Embedded derivatives*

An embedded derivative is a component of a hybrid (combined) instrument that also includes a non-derivative host contract – with the effect that some of the cash flows of the combined instrument vary in a way similar to a stand-alone derivative. An embedded derivative causes some or all of the cash flows that otherwise would be required by the contract to be modified according to a specified interest rate, financial instrument price, commodity price, foreign exchange rate, index of prices or rates, credit rating or credit index, or other variable, provided in the case of a non-financial variable that the variable is not specific to a party to the contract. Reassessment only occurs if there is either a change in the terms of the contract that significantly modifies the cash flows that would otherwise be required or a reclassification of a financial asset out of the fair value through profit or loss.

If the hybrid contract contains a host that is a financial asset within the scope of Ind AS 109, the Group does not separate embedded derivatives. Rather, it applies the classification requirements contained in Ind AS 109 to the entire hybrid contract. Derivatives embedded in all other host contracts are accounted for as separate derivatives and recorded at fair value if their economic characteristics and risks are not closely related to those of the host contracts and the host contracts are not held for trading or designated at fair value through profit and loss. These embedded derivatives are measured at fair value with changes in fair value recognized in restated consolidated statement of profit and loss, unless designated as effective hedging instruments.

**Offsetting of financial instruments**

Financial assets and financial liabilities are offset and the net amount is reported in the restated consolidated statement of assets and liabilities if there is a currently enforceable legal right to offset the recognised amounts and there is an intention to settle on a net basis, to realise the assets and settle the liabilities simultaneously.

**o. Cash and cash equivalents**

Cash and cash equivalent in the restated consolidated statement of assets and liabilities comprise cash at banks and on hand and short-term deposits with an original maturity of three months or less, which are subject to an insignificant risk of changes in value.

For the purpose of the restated consolidated statement of cash flows, cash and cash equivalents consist of cash and short-term deposits, as defined above, net of outstanding bank overdrafts as they are considered an integral part of the Group's cash management.

**p. Leases***The Group as a lessee*

The Group's lease asset classes primarily consist of leases for land and office premises. The Group assesses whether a contract contains a lease, at inception of a contract. A contract is, or contains, a lease if the contract conveys the right to control the use of an identified asset for a period of time in exchange for consideration. To assess whether a contract conveys the right to control the use of an identified asset, the Group assesses whether: (i) the contract involves the use of an identified asset (ii) the Group has substantially all of the economic benefits from use of the asset through the period of the lease and (iii) the Group has the right to direct the use of the asset.



**One97 Communications Limited**

CIN: U72200DL2000PLC108985

**Annexure V - Notes to the Restated Consolidated Financial Information****(Amounts in INR Million, unless otherwise stated)**

---

At the date of commencement of the lease, the Group recognizes a right-of-use asset (“ROU”) and a corresponding lease liability for all lease arrangements in which it is a lessee, except for leases with a term of twelve months or less (short-term leases) and low value leases. For these short-term and low value leases, the Group recognizes the lease payments as an operating expense on a straight-line basis over the term of the lease.

Certain lease arrangements includes the options to extend or terminate the lease before the end of the lease term. ROU assets and lease liabilities includes these options when it is reasonably certain that they will be exercised.

The right-of-use assets are initially recognized at cost, which comprises the initial amount of the lease liability adjusted for any lease payments made at or prior to the commencement date of the lease plus any initial direct costs less any lease incentives. They are subsequently measured at cost less accumulated depreciation and impairment losses, if any.

Right-of-use assets are depreciated from the commencement date on a straight-line basis over the shorter of the lease term and useful life of the underlying asset. Right of use assets are evaluated for recoverability whenever events or changes in circumstances indicate that their carrying amounts may not be recoverable. For the purpose of impairment testing, the recoverable amount (i.e. the higher of the fair value less cost to sell and the value-in-use) is determined on an individual asset basis unless the asset does not generate cash flows that are largely independent of those from other assets. In such cases, the recoverable amount is determined for the Cash Generating Unit (CGU) to which the asset belongs.

The lease liability is initially measured at amortized cost at the present value of the future lease payments. The lease payments are discounted using the interest rate implicit in the lease or, if not readily determinable, using the incremental borrowing rates in the country of domicile of these leases. Lease liabilities are remeasured with a corresponding adjustment to the related right of use asset if the Group changes its assessment if whether it will exercise an extension or a termination option.

Lease liability and ROU asset have been separately presented in the restated consolidated statement of assets and liabilities and lease payments have been classified as cash flows from financing activities.

**q. Earnings/ (loss) per share (EPS)**

Basic EPS amounts are calculated by dividing the profit/ (loss) for the period/year attributable to equity holders by the weighted average number of Equity shares outstanding during the period/year excluding the treasury shares.

Diluted EPS amounts are calculated by dividing the profit/ (loss) attributable to equity holders by the weighted average number of Equity shares outstanding during the period/year plus the weighted average number of Equity shares that would be issued on conversion of all the dilutive potential Equity shares into Equity shares.

**r. Treasury shares**

Own equity instruments that are reacquired (treasury shares) are recognised at cost and deducted from equity. No gain or loss is recognised in profit or loss on the purchase, sale, issue or cancellation of the Group’s own equity instruments. Any difference between the carrying amount and the consideration, if reissued, is recognised in other reserves.

**s. Segment reporting**

Operating segments are reported in a manner consistent with the internal reporting provided to the chief operating decision-maker. The Chief Operating decision-maker is responsible for allocating resources and assessing performance of the operating segments and makes strategic decisions. Refer Note 34 for segment information presented.

**One97 Communications Limited****CIN: U72200DL2000PLC108985****Annexure V - Notes to the Restated Consolidated Financial Information****(Amounts in INR Million, unless otherwise stated)**

---

**t. Use of estimates**

The Group is required to make estimates and assumptions that affect the reported amounts of assets, liabilities, disclosure of contingent liabilities at the date of the Restated Consolidated Financial Information and the reported amounts of revenue and expenses during the reporting period. Actual results could differ from those estimates. The Group bases its estimates on historical experience and on various other assumptions that are believed to be reasonable, the results of which form the basis for making judgements about carrying values of assets and liabilities.

**u. Exceptional Items**

On certain occasions, the size, type or incidence of an item of income or expense, pertaining to the ordinary activities of the Group is such that its disclosure improves the understanding of the performance of the Group. Such income or expense is classified as an exceptional item and accordingly disclosed in the Restated Consolidated Financial Information. Significant impact on the Restated Consolidated Financial Information arising from impairment of goodwill, impairment of investments in associates and gain/ loss on disposal of subsidiaries and associates (other than major lines of business that meet the definition of a discontinued operation) are considered and reported as exceptional items.

**v. Contributed Equity**

Equity shares are classified as equity.

The transaction costs of an equity transaction are accounted for as a deduction from equity (net of any related income tax benefit) to the extent they are incremental costs directly attributable to the equity transaction that otherwise would have been avoided. Qualifying transaction costs incurred in anticipation of an issuance of equity instruments is deferred on the restated consolidated statement of assets and liabilities until the equity instrument is recognised. Deferred costs are subsequently reclassified as a deduction from equity when the equity instruments are recognised.

The transaction costs incurred with respect to the proposed IPO of the Holding Company is recognised as an asset to the extent recoverable from the selling shareholders. The remaining costs are allocated between new issue of shares and listing of existing equity shares. The costs attributable to listing of existing shares is recognised in profit or loss. The remaining costs attributable to new issuance of shares is deferred on the restated consolidated statement of assets and liabilities and recognised in equity once the instrument is issued.

If the equity instruments are not subsequently issued, the deferred transaction costs are charged off to statement of profit and loss.

3(a). Property, plant and equipment

Particulars	Computers	Furniture and Fittings	Leasehold Improvements	Vehicles	Office Equipments	Plant & Machinery <sup>^</sup>	Total
<b>Gross carrying amount</b>							
As at April 1, 2018	2,232	71	255	15	189	-	2,762
Acquisition of Business (refer note 43)	34	5	-	-	6	*	45
Additions	883	29	70	-	152	4	1,138
Foreign Currency Translation Reserve	(3)	-	(1)	-	*	-	(4)
Discontinued Operations (Refer note 42)	3	-	-	-	*	-	3
Disposals	108	3	*	-	*	*	111
<b>As at March 31, 2019</b>	<b>3,035</b>	<b>102</b>	<b>324</b>	<b>15</b>	<b>347</b>	<b>4</b>	<b>3,827</b>
As at April 1, 2019	3,035	102	324	15	347	4	3,827
Additions	565	9	24	-	19	1,261	1,878
Foreign Currency Translation Reserve	3	*	3	-	*	-	6
Disposals	150	11	2	-	12	-	175
<b>As at March 31, 2020</b>	<b>3,453</b>	<b>100</b>	<b>349</b>	<b>15</b>	<b>354</b>	<b>1,265</b>	<b>5,536</b>
As at April 1, 2020	3,453	100	349	15	354	1,265	5,536
Additions	15	3	1	-	3	59	81
Foreign Currency Translation Reserve	2	1	2	-	*	-	5
Disposals	4	-	-	-	1	1	6
<b>As at June 30, 2020</b>	<b>3,466</b>	<b>104</b>	<b>352</b>	<b>15</b>	<b>356</b>	<b>1,323</b>	<b>5,616</b>
As at April 1, 2020	3,453	100	349	15	354	1,265	5,536
Additions	360	6	92	8	45	1,359	1,870
Foreign Currency Translation Reserve	2	1	4	-	1	-	8
Disposals	76	38	198	12	90	2	416
<b>As at March 31, 2021</b>	<b>3,739</b>	<b>69</b>	<b>247</b>	<b>11</b>	<b>310</b>	<b>2,622</b>	<b>6,998</b>
As at April 1, 2021	3,739	69	247	11	310	2,622	6,998
Additions	45	*	-	-	2	213	260
Foreign Currency Translation Reserve	2	1	6	-	*	-	9
Disposals	24	1	*	-	7	-	32
<b>As at June 30, 2021</b>	<b>3,762</b>	<b>69</b>	<b>253</b>	<b>11</b>	<b>305</b>	<b>2,835</b>	<b>7,235</b>
<b>Accumulated depreciation</b>							
As at April 1, 2018	967	29	61	5	88	-	1,150
Acquisition of Business (refer note 43)	13	1	-	-	1	*	15
For the year	616	15	47	3	59	3	743
Foreign Currency Translation Reserve	(2)	*	*	-	*	-	(2)
Discontinued Operations (Refer note 42)	2	-	-	-	*	-	2
Disposals	75	1	-	-	*	-	76
<b>As at March 31, 2019</b>	<b>1,517</b>	<b>44</b>	<b>108</b>	<b>8</b>	<b>148</b>	<b>3</b>	<b>1,828</b>
As at April 1, 2019	1,517	44	108	8	148	3	1,828
For the year	775	16	49	2	43	341	1,226
Foreign Currency Translation Reserve	2	1	1	-	*	-	4
Disposals	126	3	1	-	8	-	138
<b>As at March 31, 2020</b>	<b>2,168</b>	<b>58</b>	<b>157</b>	<b>10</b>	<b>183</b>	<b>344</b>	<b>2,920</b>
As at April 1, 2020	2,168	58	157	10	183	344	2,920
For the period	130	3	32	*	7	119	291
Foreign Currency Translation Reserve	1	*	2	-	*	-	3
Disposals	4	-	-	-	1	1	6
<b>As at June 30, 2020</b>	<b>2,295</b>	<b>61</b>	<b>191</b>	<b>10</b>	<b>189</b>	<b>462</b>	<b>3,208</b>
As at April 1, 2020	2,168	58	157	10	183	344	2,920
For the year	597	9	129	2	42	679	1,488
Foreign Currency Translation Reserve	1	*	1	-	*	-	2
Disposals	58	26	204	9	76	1	374
<b>As at March 31, 2021</b>	<b>2,708</b>	<b>41</b>	<b>83</b>	<b>3</b>	<b>149</b>	<b>1,022</b>	<b>4,006</b>
As at April 1, 2021	2,708	41	83	3	149	1,022	4,006
For the period	112	2	5	1	6	212	338
Foreign Currency Translation Reserve	1	*	3	-	*	-	4
Disposals	14	*	*	-	6	-	20
<b>As at June 30, 2021</b>	<b>2,807</b>	<b>43</b>	<b>91</b>	<b>4</b>	<b>149</b>	<b>1,234</b>	<b>4,328</b>
<b>Net carrying amount</b>							
<b>As at June 30, 2021</b>	<b>955</b>	<b>26</b>	<b>162</b>	<b>7</b>	<b>156</b>	<b>1,601</b>	<b>2,907</b>
<b>As at June 30, 2020</b>	<b>1,171</b>	<b>43</b>	<b>161</b>	<b>5</b>	<b>167</b>	<b>861</b>	<b>2,408</b>
<b>As at March 31, 2021</b>	<b>1,031</b>	<b>28</b>	<b>164</b>	<b>8</b>	<b>161</b>	<b>1,600</b>	<b>2,992</b>
<b>As at March 31, 2020</b>	<b>1,285</b>	<b>42</b>	<b>192</b>	<b>5</b>	<b>171</b>	<b>921</b>	<b>2,616</b>
<b>As at March 31, 2019</b>	<b>1,518</b>	<b>58</b>	<b>216</b>	<b>7</b>	<b>199</b>	<b>1</b>	<b>1,999</b>

Notes:

(i) Capital work in progress

Capital work in progress mainly comprises of servers. Further, Capital work-in-progress includes expenditure of INR 41 (June 30, 2020: 41; March 31, 2021: INR 41; March 31, 2020: INR 42; March 31, 2019: INR 114) relating to expenses incurred on construction of office premises.

(ii) Refer to note 29(c) for disclosure of contractual commitments for the acquisition of property, plant and equipment.

<sup>^</sup> Plant and machinery includes Gross carrying amount INR 1,931 (June 30, 2020: INR 939; March 31, 2021: INR 1,831; March 31, 2020: INR 841; March 31, 2019: INR Nil), Accumulated depreciation INR 923 (June 30, 2020: INR 341; March 31, 2021: INR 780; March 31, 2020: INR 226; March 31, 2019: INR Nil), Net carrying amount INR 1,008 (June 30, 2020: INR 598; March 31, 2021: INR 1,051; March 31, 2020: INR 615; March 31, 2019: INR Nil) of point-of-sale machines and sound boxes installed at customer premise.

\*Amount below rounding off norms adopted by the Group

3 (b). Leases

A. Right-of-use assets

Particulars	Right-of-use Leasehold Land	Right-of-use Office Premises	Total
<b>Gross carrying amount</b>			
As at April 1, 2018	-	1,277	1,277
Additions	851	1,038	1,889
Disposals	-	(103)	(103)
<b>As at March 31, 2019</b>	<b>851</b>	<b>2,212</b>	<b>3,063</b>
Ind AS 116 transition adjustment	-	(181)	(181)
As at April 1, 2019	851	2,031	2,882
Additions	-	146	146
Disposals	-	-	-
<b>As at March 31, 2020</b>	<b>851</b>	<b>2,177</b>	<b>3,028</b>
As at April 1, 2020	851	2,177	3,028
Additions	-	234	234
Disposals	-	(691)	(691)
<b>As at June 30, 2020</b>	<b>851</b>	<b>1,720</b>	<b>2,571</b>
As at April 1, 2020	851	2,177	3,028
Additions	-	296	296
Disposals	-	(1,426)	(1,426)
<b>As at March 31, 2021</b>	<b>851</b>	<b>1,047</b>	<b>1,898</b>
As at April 1, 2021	851	1,047	1,898
Additions	-	353	353
Disposals	-	(6)	(6)
<b>As at June 30, 2021</b>	<b>851</b>	<b>1,394</b>	<b>2,245</b>
<b>Accumulated depreciation</b>			
As at April 1, 2018	-	-	-
Charge for the year	7	308	315
Disposals	-	-	-
<b>As at March 31, 2019</b>	<b>7</b>	<b>308</b>	<b>315</b>
Ind AS 116 transition adjustment	-	(308)	(308)
As at April 1, 2019	7	-	7
Charge for the year	10	337	347
Disposals	-	-	-
<b>As at March 31, 2020</b>	<b>17</b>	<b>337</b>	<b>354</b>
As at April 1, 2020	17	337	354
Charge for the period	2	103	105
Disposals	-	-	-
<b>As at June 30, 2020</b>	<b>19</b>	<b>440</b>	<b>459</b>
As at April 1, 2020	17	337	354
Charge for the year	10	251	261
Disposals	-	-	-
<b>As at March 31, 2021</b>	<b>27</b>	<b>588</b>	<b>615</b>
As at April 1, 2021	27	588	615
Charge for the period	2	51	53
Disposals	-	-	-
<b>As at June 30, 2021</b>	<b>29</b>	<b>639</b>	<b>668</b>
<b>Net carrying amount</b>			
<b>As at June 30, 2021</b>	<b>822</b>	<b>755</b>	<b>1,577</b>
<b>As at June 30, 2020</b>	<b>832</b>	<b>1,280</b>	<b>2,112</b>
<b>As at March 31, 2021</b>	<b>824</b>	<b>459</b>	<b>1,283</b>
<b>As at March 31, 2020</b>	<b>834</b>	<b>1,840</b>	<b>2,674</b>
<b>As at March 31, 2019</b>	<b>844</b>	<b>1,904</b>	<b>2,748</b>

B. Lease Liabilities

Particulars	June 30, 2021	June 30, 2020	March 31, 2021	March 31, 2020	March 31, 2019
Lease liability on land - Current	117	105	114	102	99
Lease liability on land - Non Current	-	117	62	175	270
Lease liabilities on office premises - Current	170	252	130	270	224
Lease liabilities on office premises - Non Current	618	1,102	365	1,647	1,768
<b>Total</b>	<b>905</b>	<b>1,576</b>	<b>671</b>	<b>2,194</b>	<b>2,361</b>
Non Current	618	1,219	427	1,822	2,038
Current	287	357	244	372	323

C. Amounts recognised in Restated Consolidated Statement of Profit and Loss

Particulars	Notes	June 30, 2021	June 30, 2020	March 31, 2021	March 31, 2020	March 31, 2019
Depreciation charge of Right-of-use assets						
Land		2	2	10	10	7
Office Premises#		50	100	246	260	121
<b>Total</b>	<b>18</b>	<b>52</b>	<b>102</b>	<b>256</b>	<b>270</b>	<b>128</b>
Interest expense (included in finance cost)	17	16	48	123	218	217
Expense relating to short-term lease (included in other expenses)	19	32	12	92	148	128

# Net of INR 1 (June 30, 2020: INR 3; March 31, 2021: INR 5; March 31, 2020: INR 77; March 2019: INR 187) which has been cross charged. Net depreciation charge of Right-of-use assets in profit & loss is INR 52 ( June 30, 2020: INR 102; March 31, 2021: INR 256; March 31, 2020: INR 270; March 2019: INR 128).

During the period/year ended June 30, 2021, June 30, 2020, March 31, 2021 and March 31, 2019, the Group has given notice to vacate certain office premises. This has been accounted as lease termination. Hence, in accordance with Ind AS 116, Lease Liability has been re-measured by INR 9 (June 30, 2020: INR 743; March 31, 2021: INR 1,476; March 31, 2020: Nil; March 31, 2019: INR 103) with corresponding adjustment to Right of Use assets amounting to INR 6 (June 30, 2020: INR 691; March 31, 2021: INR 1,426; March 31, 2020: Nil; March 31, 2019: INR 103) and the remaining balance has been included in Miscellaneous Income disclosed under Other Income in the restated consolidated statement of profit and loss.

The total cash outflow for leases for the period is INR 106 (June 30, 2020: 162; March 31, 2021: INR 469; March 31, 2020: INR 509; March 2019: INR 258).

Extension and termination options:

Extension and termination options are included in certain leases across the Group. These are used to maximise operational flexibility in terms of managing the assets used in the Group's operations. In certain cases, the extension and termination options held are exercisable only by the Group and not by the respective lessor.

**First time adoption of Ind AS 116- Leases**

Effective April 1, 2019 the Group adopted Ind AS 116 "Leases" and applied the standard to all lease contracts existing on April 1, 2019 using the modified retrospective method. Right-of-use of assets (ROU) are measured at cost comprising the amount of the initial measurement of lease liability, any lease payments made at or before the commencement date and any initial direct costs less any lease incentives received. Lease liabilities were recognised based on the present value of the remaining lease payments, discounted using the incremental borrowing rate at the date of initial application.

For the purpose of preparing restated consolidated financial information, Ind AS 116 has been applied retrospectively with effect from April 1, 2018

The following is the summary of practical expedients elected on initial application:

1. Applying a single discount rate to a portfolio of leases with reasonably similar characteristics
2. Applied the exemption not to recognize right-of-use assets and liabilities for leases with less than 12 months of lease term on the date of initial application.
3. Excluded the initial direct costs from the measurement of the right-of-use asset at the date of initial application
4. The Group has also elected not to reassess whether a contract is, or contains a lease at the date of initial application. Instead, for contracts entered into before the transition date the Group relied on its assessment made applying Ind AS 17 and Appendix C to Ind AS 17, determining whether an arrangement contains a lease.

The weighted average incremental borrowing rate applied to lease liabilities as at April 1, 2018 is 10%.

The effect of adoption of Ind AS 116 is as follows:

Particulars	June 30, 2021	June 30, 2020	March 31, 2021	March 31, 2020	March 31, 2019
<b>Restated consolidated statement of assets and liabilities</b>					
<b>Assets</b>					
<b>Non-current assets</b>					
Right-of-use assets	1,577	2,112	1,283	2,674	2,748
<b>Total assets</b>	<b>1,577</b>	<b>2,112</b>	<b>1,283</b>	<b>2,674</b>	<b>2,748</b>
<b>Liabilities</b>					
Lease liabilities - Non current	618	1,219	427	1,822	2,038
Lease liabilities - Current	287	357	244	372	323
<b>Total liabilities</b>	<b>905</b>	<b>1,576</b>	<b>671</b>	<b>2,194</b>	<b>2,361</b>

Particulars	June 30, 2021	June 30, 2020	March 31, 2021	March 31, 2020	March 31, 2019
<b>Restated consolidated statement of profit and loss</b>					
Depreciation on right-of-use assets*	52	102	256	270	128
Depreciation on property, plant and equipment (refer part A of Annexure VI)	-	-	-	-	(7)
Rent	(44)	(95)	(338)	(306)	(157)
Finance cost on lease liabilities	16	48	123	218	217
Interest and finance charge on lease liabilities (refer part A of Annexure VI)	-	-	-	-	(44)
Gain on termination of lease contracts	(3)	(52)	(50)	-	-
<b>Impact on restated loss for the period / year</b>	<b>21</b>	<b>3</b>	<b>(9)</b>	<b>182</b>	<b>137</b>

Particulars	June 30, 2021	June 30, 2020	March 31, 2021	March 31, 2020	March 31, 2019
<b>Restated consolidated statement of cash flows</b>					
<b>Net cash inflow from operating activities (A)</b>	<b>46</b>	<b>99</b>	<b>343</b>	<b>383</b>	<b>150</b>
<b>Net cash outflow from financing activities (B)</b>	<b>(46)</b>	<b>(99)</b>	<b>(343)</b>	<b>(383)</b>	<b>(150)</b>
<b>Net increase in cash and cash equivalents during the period / year (A+B)</b>	<b>-</b>	<b>-</b>	<b>-</b>	<b>-</b>	<b>-</b>

\*This amount is net of cross charge of INR 1 (June 30, 2020: 3; March 31, 2021: INR 5; March 31, 2020: INR 77, March 31, 2019: INR 187)

There is no material impact on other comprehensive income or on basic and diluted earning per share.

The above statement should be read with Annexure VI - Statement of Adjustments to the Restated Consolidated Financial Information.

3 (c) Capital work-in-progress ageing schedule

Capital work-in-progress (CWIP) as at June 30, 2021

CWIP	Amount in CWIP for a period of				Total
	Less than 1 year	1-2 years	2-3 years	More than 3 Years	
Projects in progress	139	5	40	5	189

Capital work-in-progress (CWIP) as at June 30, 2020

CWIP	Amount in CWIP for a period of				Total
	Less than 1 year	1-2 years	2-3 years	More than 3 Years	
Projects in progress	21	56	40	1	119

Capital work-in-progress (CWIP) as at March 31, 2021

CWIP	Amount in CWIP for a period of				Total
	Less than 1 year	1-2 years	2-3 years	More than 3 Years	
Projects in progress	157	8	39	4	208

Capital work-in-progress (CWIP) as at March 31, 2020

CWIP	Amount in CWIP for a period of				Total
	Less than 1 year	1-2 years	2-3 years	More than 3 Years	
Projects in progress	45	67	18	1	131

Capital work-in-progress (CWIP) as at March 31, 2019

CWIP	Amount in CWIP for a period of				Total
	Less than 1 year	1-2 years	2-3 years	More than 3 Years	
Projects in progress	488	23	*	2	513

3 (d) Intangible assets under development ageing schedule

Intangible assets under development as at June 30, 2021

Intangible assets under development	Amount for a period of				Total
	Less than 1 year	1-2 years	2-3 years	More than 3 Years	
Projects in progress	9	2	-	1	12

Intangible assets under development as at June 30, 2020

Intangible assets under development	Amount for a period of				Total
	Less than 1 year	1-2 years	2-3 years	More than 3 Years	
Projects in progress	5	15	1	-	21

Intangible assets under development as at March 31, 2021

Intangible assets under development	Amount for a period of				Total
	Less than 1 year	1-2 years	2-3 years	More than 3 Years	
Projects in progress	25	2	-	1	28

Intangible assets under development as at March 31, 2020

Intangible assets under development	Amount for a period of				Total
	Less than 1 year	1-2 years	2-3 years	More than 3 Years	
Projects in progress	5	10	1	-	16

Intangible assets under development as at March 31, 2019

Intangible assets under development	Amount for a period of				Total
	Less than 1 year	1-2 years	2-3 years	More than 3 Years	
Projects in progress	42	1	-	-	43

\*Amount below rounding off norms adopted by the Group

4. Intangible assets

Particulars	Customer Relationship	Brand	Non-Compete	Software	Internally Generated Software	Total	Goodwill
<b>Gross carrying amount</b>							
As at April 1, 2018	251	435	39	486	101	1,312	3,122
Acquisition of Business (refer note 43)	-	13	-	39	-	52	1,009
Additions	-	-	-	137	-	137	-
Foreign Currency Translation Reserve	-	-	-	1	1	2	-
Disposals	-	-	-	209	-	209	-
<b>As at March 31, 2019</b>	<b>251</b>	<b>448</b>	<b>39</b>	<b>454</b>	<b>102</b>	<b>1,294</b>	<b>4,131</b>
As at April 1, 2019	251	448	39	454	102	1,294	4,131
Additions	-	-	-	73	-	73	-
Foreign Currency Translation Reserve	-	-	-	-	2	2	-
Disposals	-	-	-	-	-	-	2
<b>As at March 31, 2020</b>	<b>251</b>	<b>448</b>	<b>39</b>	<b>527</b>	<b>104</b>	<b>1,369</b>	<b>4,129</b>
As at April 1, 2020	251	448	39	527	104	1,369	4,129
Additions	-	-	-	18	-	18	-
Foreign Currency Translation Reserve	-	-	-	-	*	*	-
Disposals	-	-	-	-	-	-	-
<b>As at June 30, 2020</b>	<b>251</b>	<b>448</b>	<b>39</b>	<b>545</b>	<b>104</b>	<b>1,387</b>	<b>4,129</b>
As at April 1, 2020	251	448	39	527	104	1,369	4,129
Additions	-	-	-	65	-	65	-
Foreign Currency Translation Reserve	-	-	-	-	*	*	-
Disposals	-	-	-	-	-	-	-
<b>As at March 31, 2021</b>	<b>251</b>	<b>448</b>	<b>39</b>	<b>592</b>	<b>103</b>	<b>1,433</b>	<b>4,129</b>
As at April 1, 2021	251	448	39	592	103	1,433	4,129
Additions	-	-	-	24	-	24	-
Foreign Currency Translation Reserve	-	-	-	-	*	*	-
Disposals	-	-	-	-	-	-	-
<b>As at June 30, 2021</b>	<b>251</b>	<b>448</b>	<b>39</b>	<b>616</b>	<b>103</b>	<b>1,457</b>	<b>4,129</b>
<b>Accumulated amortisation and impairment</b>							
As at April 1, 2018	18	32	4	179	89	322	-
For the year	50	96	8	84	7	245	-
Impairment loss for the year (refer note 36)	-	-	-	-	-	-	1,201
Foreign Currency Translation Reserve	-	-	-	*	1	1	-
Disposals	-	-	-	8	-	8	-
<b>As at March 31, 2019</b>	<b>68</b>	<b>128</b>	<b>12</b>	<b>255</b>	<b>97</b>	<b>560</b>	<b>1,201</b>
As at April 1, 2019	68	128	12	255	97	560	1,201
For the year	49	90	8	100	2	249	-
Impairment loss for the year (refer note 36)	122	221	13	25	-	381	2,463
Foreign Currency Translation Reserve	-	-	-	*	1	1	-
Disposals	-	-	-	-	-	-	2
<b>As at March 31, 2020</b>	<b>239</b>	<b>439</b>	<b>33</b>	<b>380</b>	<b>100</b>	<b>1,191</b>	<b>3,662</b>
As at April 1, 2020	239	439	33	380	100	1,191	3,662
For the period	1	2	1	6	*	10	-
Impairment loss for the period (refer note 36)	-	-	-	-	-	-	-
Foreign Currency Translation Reserve	-	-	-	*	*	-	-
Disposals	-	-	-	-	-	-	-
<b>As at June 30, 2020</b>	<b>240</b>	<b>441</b>	<b>34</b>	<b>386</b>	<b>100</b>	<b>1,201</b>	<b>3,662</b>
As at April 1, 2020	239	439	33	380	100	1,191	3,662
For the year	4	*	3	63	1	71	-
Impairment loss for the year (refer note 38)	-	-	-	-	-	-	-
Foreign Currency Translation Reserve	-	-	-	-	*	*	-
Disposals	-	-	-	-	-	-	-
<b>As at March 31, 2021</b>	<b>243</b>	<b>439</b>	<b>36</b>	<b>443</b>	<b>101</b>	<b>1,262</b>	<b>3,662</b>
As at April 1, 2021	243	439	36	443	101	1,262	3,662
For the period	1	2	1	15	*	19	-
Impairment loss for the period (refer note 36)	-	-	-	-	-	-	24
Foreign Currency Translation Reserve	-	-	-	-	*	*	-
Disposals	-	-	-	-	-	-	-
<b>As at June 30, 2021</b>	<b>244</b>	<b>441</b>	<b>37</b>	<b>458</b>	<b>101</b>	<b>1,281</b>	<b>3,686</b>
<b>Net carrying amount</b>							
As at June 30, 2021	7	7	2	158	2	176	443
As at June 30, 2020	11	7	5	159	4	186	467
As at March 31, 2021	8	9	3	149	2	171	467
As at March 31, 2020	12	9	6	147	4	178	467
As at March 31, 2019	183	320	27	199	5	734	2,930

\*Amount below rounding off norms adopted by the Group

5. Investment in joint ventures and associates

5 (a) Investment in joint venture - Non Current

	As at June 30, 2021	As at June 30, 2020	As at March 31, 2021	As at March 31, 2020	As at March 31, 2019
<b>Unquoted equity shares (Fully paid up)</b>					
Paytm First Games Private Limited (formerly known as Gamepind Entertainment Private Limited) (refer note 24) 68,233,850 (June 30, 2020: 68,233,850; March 31, 2021: 68,233,850; March 31, 2020: 68,233,850; March 31, 2019: 59,678,300) equity shares of INR 10 each	-	613	-	762	460
		<u>613</u>		<u>762</u>	<u>460</u>

5 (b) Investment in associates - Non Current

	As at June 30, 2021	As at June 30, 2020	As at March 31, 2021	As at March 31, 2020	As at March 31, 2019
<b>Unquoted equity shares (Fully paid up)</b>					
Paytm Payments Bank Limited 195,904,900 (June 30, 2020: 195,904,900; March 31, 2021: 195,904,900; March 31, 2020: 195,904,900; March 31, 2019: 195,904,900) equity shares of INR 10 each	2,022	2,113	2,006	1,914	1,901
Paytm General Insurance Limited 980,000 (June 30, 2020: 980,000; March 31, 2021: 980,000; March 31, 2020: 490,000; March 31, 2019: 49,000) equity shares of INR 10 each	-	-	-	-	*
Paytm Life Insurance Limited 49,000 (June 30, 2020: 49,000; March 31, 2021: 49,000; March 31, 2020: 49,000; March 31, 2019: 49,000) equity shares of INR 10 each	*	*	*	*	*
Paytm Financial Services Limited (refer note (iv) below) 2,000,000 (June 30, 2020: Nil; March 31, 2021: 2,000,000; March 31, 2020: Nil; March 31, 2019: Nil) equity shares of face value of INR 10 each	19	-	19	-	-
Paytm Insuretech Private Limited (Formerly known as QorQI Private Limited) (refer note (iii) below) 2,560,938 (June 30, 2020: 2,560,938; March 31, 2021: 2,560,938; March 31, 2020: Nil; March 31, 2019: Nil) equity shares of face value of INR 10 each	-	-	-	-	-
Eatgood Technologies Private Limited (refer note (ii) below) 2,879 (June 30, 2020: 2,879; March 31, 2021: 2,879; March 31, 2020: 2,879; March 31, 2019: Nil) equity shares of INR 10 each	-	-	-	19	-
<b>Total (A)</b>	<b>2,041</b>	<b>2,113</b>	<b>2,026</b>	<b>1,933</b>	<b>1,902</b>
<b>Unquoted compulsorily convertible preference shares (Fully paid up)</b>					
Logimext Solutions Private Limited (refer note (j) below) Nil (June 30, 2020: 279,443; March 31, 2021: Nil; March 31, 2020: 279,443; March 31, 2019: 279,443) Compulsorily Convertible Preference share of face value of INR 10 each	-	-	-	-	100
Socomo Technologies Private Limited (refer note (i) below) 28,800 (June 30, 2020: 28,800; March 31, 2021: 28,800; March 31, 2020: 28,800; March 31, 2019: 28,800) Compulsorily Convertible Preference share of face value of INR 1 each	-	-	-	-	-
Infinity Transoft Solutions Private Limited 3,618 (June 30, 2020: 3,618; March 31, 2021: 3,618; March 31, 2020: 3,618; March 31, 2019: Nil) Compulsorily Convertible Preference share of face value of INR 10 each	86	94	86	96	-
Eatgood Technologies Private Limited (refer note (ii) below) 72,373 (June 30, 2020: 61,680; March 31, 2021: 72,373; March 31, 2020: 61,680; March 31, 2019: Nil) Compulsorily Convertible Preference share of face value of INR 100 each	202	349	205	439	-
<b>Total (B)</b>	<b>288</b>	<b>443</b>	<b>291</b>	<b>535</b>	<b>100</b>
<b>Grand Total [A+B]</b>	<b>2,329</b>	<b>2,556</b>	<b>2,317</b>	<b>2,468</b>	<b>2,002</b>
<b>Aggregate amount of unquoted investments</b>	<b>2,329</b>	<b>2,556</b>	<b>2,317</b>	<b>2,468</b>	<b>2,002</b>
<b>Aggregate amount of impairment in the value of investment</b>	<b>728</b>	<b>898</b>	<b>728</b>	<b>798</b>	<b>698</b>

\*Amount below rounding off norms adopted by the Group

(i) During the year ended March 31, 2021, the Group ceased to have significant influence over the entity and the interest held in the entity is recognised at fair value and is disclosed under note 6(b). Investment is net of provision for impairment amounting to INR 370 as on June 30, 2020, INR 370 as on March 31, 2020 and INR 270 as on March 31, 2019.

(ii) Net of provision for impairment amounting to INR 428 (June 30, 2020: 428; March 31, 2021: INR 428; March 31, 2020: 428; March 31, 2019: 428) and INR 300 (June 30, 2020: 100; March 31, 2021: 300; March 31, 2020: Nil; March 31, 2019: Nil) for Socomo Technologies Private Limited and Eatgood Technologies Private Limited, respectively.

(iii) Converted to investment in associate during the period ended June 30, 2020 and recognised at fair value on date of loss of control.

(iv) Converted to investment in associate during the year ended March 31, 2021 and recognised at fair value on date of loss of control.

6 (a). Investments - Current

	As at June 30, 2021	As at June 30, 2020	As at March 31, 2021	As at March 31, 2020	As at March 31, 2019
<b>Investments at fair value through profit and loss</b>					
<b>Mutual Funds (Quoted)</b>					
Aditya Birla Sun life Mutual Fund Nil units (June 30, 2020: Nil units; March 31, 2021: Nil units; March 31, 2020: 94,919 units; March 31, 2019: Nil units)	-	-	-	30	-
Aditya Birla Sun life Liquid Fund - Growth - Direct Plan Nil units (June 30, 2020: Nil units; March 31, 2021: Nil units; March 31, 2020: 7,982,579 units; March 31, 2019: Nil units)	-	-	-	2,551	-
Axis Liquid Fund-Direct Growth Nil units (June 30, 2020: 4,349 units; March 31, 2021: Nil units; March 31, 2020: 1,163,693 units; March 31, 2019: 231,675 units)	-	10	-	2,625	480
Axis Liquid Fund - Direct - Growth Option Nil units (June 30, 2020: Nil units; March 31, 2021: Nil units; March 31, 2020: 11,161 units; March 31, 2019: 49,112 units)	-	-	-	25	102
DSP BlackRock Liquidity Fund-Direct Plan-Growth Nil units (June 30, 2020: Nil units; March 31, 2021: Nil units; March 31, 2020: Nil units; March 31, 2019: 13 units)	-	-	-	-	*
DSP Liquidity Fund-Direct Plan-Growth Nil units (June 30, 2020: Nil units; March 31, 2021: Nil units; March 31, 2020: 896,425 units; March 31, 2019: Nil units)	-	-	-	2,546	-
HDFC floating rate debt fund - Growth Direct Plan Nil units (June 30, 2020: Nil units; March 31, 2021: Nil units; March 31, 2020: Nil units; March 31, 2019: 3,287 units)	-	-	-	-	12
HDFC Liquid Fund-Direct Plan-Growth Option Nil units (June 30, 2020: Nil units; March 31, 2021: Nil units; March 31, 2020: 12,906 units; March 31, 2019: Nil units)	-	-	-	50	-
ICICI Prudential Liquid Fund - Direct Plan - Growth Nil units (June 30, 2020: Nil units; March 31, 2021: Nil units; March 31, 2020: 3,491,962 units; March 31, 2019: 22,681,730 units)	-	-	-	1,026	6,270

\*Amount below rounding off norms adopted by the Group



	As at June 30, 2021	As at June 30, 2020	As at March 31, 2021	As at March 31, 2020	As at March 31, 2019
ICICI Prudential Liquid - Direct Plan - Growth (refer note (i) below)	-	-	-	1,510	1,420
Nil units (June 30, 2020: Nil units; March 31, 2021: Nil units; March 31, 2020: 5,139,147 units; March 31, 2019: 5,139,147 units)					
ICICI Prudential MF-Floating Int Fund	-	1	-	1	5
Nil Units (June 30, 2020: 4,327 units; March 31, 2021: Nil units; March 31, 2020: 4,218 units; March 31, 2019: 18,319 units)					
IDFC Cash Fund Direct Plan - Growth	-	-	-	2,427	23
Nil units (June 30, 2020: Nil units; March 31, 2021: Nil units; March 31, 2020: 1,010,455 units; March 31, 2019: 10,068 units)					
Nippon India Liquid Fund - Direct Plan Growth Plan	-	-	-	2,223	-
Nil units (June 30, 2020: Nil units; March 31, 2021: Nil units; March 31, 2020: 458,378 units; March 31, 2019: Nil units)					
Kotak Liquid Fund Direct Plan Growth	-	-	-	2,483	3
Nil units (June 30, 2020: Nil units; March 31, 2021: Nil units; March 31, 2020: 618,403 units; March 31, 2019: 843 units)					
Reliance Liquid Fund - Direct Plan Growth Plan - Growth Option	-	-	-	-	7,653
Nil units (June 30, 2020: Nil units; March 31, 2021: Nil units; March 31, 2020: Nil units; March 31, 2019: 1,677,500 units)					
SBI Liquid Fund-Direct - Growth (Formerly SBI Premier Liquid Fund)	-	-	-	2,483	7,607
Nil units (June 30, 2020: Nil units; March 31, 2021: Nil units; March 31, 2020: 798,613 units; March 31, 2019: 2,597,386 units)					
SBI Liquid Fund - Direct- Growth Option	-	-	-	24	22
Nil units (June 30, 2020: Nil units; March 31, 2021: Nil units; March 31, 2020: 7,600 units; March 31, 2019: 7,600 units)					
UTI Liquid Fund - Direct- Growth Option	-	-	-	39	77
Nil units (June 30, 2020: Nil units; March 31, 2021: Nil units; March 31, 2020: 11,897 units; March 31, 2019: 25,319 units)					
UTI- Liquid Fund -Cash Plan-Growth Direct	-	-	-	2,223	314
Nil units (June 30, 2020: Nil units; March 31, 2021: Nil units; March 31, 2020: 683,599 units; March 31, 2019: 102,459 units)					
Axis Overnight Fund Direct Growth	4,758	-	-	-	-
4,338,597 units ( June 30, 2020: Nil units; March 31, 2021: Nil units; March 31, 2020: Nil units; March 31, 2019: Nil units)					
<b>Total (A)</b>	<b>4,758</b>	<b>11</b>	<b>-</b>	<b>22,266</b>	<b>23,988</b>
<b>Investments at amortised cost</b>					
<b>Debt instruments (quoted)</b>					
LIC Housing Finance Limited 8.75% 21 Dec 2020	-	509	-	509	-
Nil (June 30, 2020: 500; March 31, 2021: Nil; March 31, 2020 : 500; March 31, 2019 : Nil) Redeemable Non Convertible Debentures of INR 1,018,877 each					
LIC Housing Finance Limited 7.03% 28 Dec 2021	500	3	500	3	-
500 (June 30, 2020: 500; March 31, 2021: 500; March 31, 2020 : 500; March 31, 2019: Nil) Redeemable Non Convertible Debentures of INR 1,000,000 each					
Kotak Mahindra Prime Ltd 7.50% NCD 10 Nov 2020	-	257	-	257	-
Nil (June 30, 2020: 250; March 31, 2021: Nil; March 31, 2020 : 250; March 31, 2019: Nil) Redeemable Non Convertible Debentures of INR 1,006,960 each					
HDFC Series V-002 8.51% 15 July 2020	-	264	-	264	-
Nil (June 30, 2020: 250; March 31, 2021: Nil; March 31, 2020 : 250; March 31, 2019: Nil) Redeemable Non Convertible Debentures of INR 1,009,252 each					
HDFC Series W-001 7.15% 16 Sep 2021	251	7	251	7	-
250 (June 30, 2020: 250; March 31, 2021: 250; March 31, 2020 : 250; March 31, 2019: Nil) Redeemable Non Convertible Debentures of INR 1,003,676 each					
LIC Housing Finance Limited 7.03% 28 Dec 2021	500	3	500	3	-
500 (June 30, 2020: 500; March 31, 2021: 500; March 31, 2020 : 500; March 31, 2019: Nil) Redeemable Non Convertible Debentures of INR 999,978 each					
HDFC Series V-002 8.51% 15 July 2020	-	2,111	-	2,111	-
Nil (June 30, 2020: 2,000; March 31, 2021: Nil; March 31, 2020 : 2,000; March 31, 2019: Nil) Redeemable Non Convertible Debentures of INR 1,009,226 each					
Kotak Mahindra Investments Ltd 0% 28 Oct 2021	221	-	221	-	-
250 (June 30, 2020: Nil; March 31, 2021: 250; March 31, 2020: Nil; March 31, 2019: Nil) Redeemable Non Convertible Debentures of INR 883,748 each					
LIC Housing Finance Limited 8.80% 24 Dec 2020	-	1,028	-	1,028	-
Nil (June 30, 2020: 1,000; March 31, 2021: Nil; March 31, 2020 : 1,000; March 31, 2019: Nil) Redeemable Non Convertible Debentures of INR 1,018,617 each					
Tata Capital Financial Services Limited 8.65% 26 Mar 2021	-	510	-	510	-
Nil (June 30, 2020: 500; March 31, 2021: Nil; March 31, 2020 : 500; March 31, 2019: Nil) Redeemable Non Convertible Debentures of INR 1,020,747 each					
Tata Capital Financial Services Limited 8.65% 26 Mar 2021	-	510	-	510	-
Nil (June 30, 2020: 500; March 31, 2021: Nil; March 31, 2020 : 500; March 31, 2019: Nil) Redeemable Non Convertible Debentures of INR 1,020,528 each					
Kotak Mahindra Prime Ltd 0% 9 Sep 2020	-	967	-	967	-
Nil (June 30, 2020: 1,000; March 31, 2021: Nil; March 31, 2020 : 1,000; March 31, 2019: Nil) Redeemable Non Convertible Debentures of INR 967,368 each					
HDFC Series U-008 8.70% 15 Dec 2020	-	514	-	514	-
Nil (June 30, 2020: 500; March 31, 2021: Nil; March 31, 2020 : 500; March 31, 2019: Nil) Redeemable Non Convertible Debentures of INR 1,017,216 each					
Bajaj Finance Limited Secured 7.2525% 10 Nov 2020	-	1,540	-	1,540	-
Nil (June 30, 2020: 1,500; March 31, 2021: Nil; March 31, 2020 : 1,500; March 31, 2019: Nil) Redeemable Non Convertible Debentures of INR 1,004,575 each					
HDFC Series U-010 8.62% 15 Oct 2020	-	1,150	-	1,150	-
Nil (June 30, 2020: 1,100; March 31, 2021: Nil; March 31, 2020 : 1,100; March 31, 2019: Nil) Redeemable Non Convertible Debentures of INR 1,012,261 each					
LIC Housing Finance Limited 8.75 % NCD 8 Mar 2021	-	255	-	255	-
Nil (June 30, 2020: 250; March 31, 2021: Nil; March 31, 2020 : 250; March 31, 2019: Nil) Redeemable Non Convertible Debentures of INR 1,020,750 each					
LIC Housing Finance Limited 7.085% NCD 23 April 2019	-	-	-	-	991
Nil (June 30, 2020: Nil; March 31, 2021: Nil; March 31, 2020: Nil; March 31, 2019: 1000) Redeemable Non Convertible Debentures of INR 1,000,000 each					
<b>Total (B)</b>	<b>1,472</b>	<b>9,628</b>	<b>1,472</b>	<b>9,628</b>	<b>991</b>
<b>Total investments [A+B]</b>	<b>6,230</b>	<b>9,639</b>	<b>1,472</b>	<b>31,894</b>	<b>24,979</b>

6 (b). Investments - Non Current	As at June 30, 2021	As at June 30, 2020	As at March 31, 2021	As at March 31, 2020	As at March 31, 2019
<b>Investments at fair value through OCI (refer note (ii) below)</b>					
<b>Unquoted equity shares (Fully paid up)</b>					
Cigal Limited (refer note (iii) and (iv) below)	-	-	-	-	-
Nil (June 30, 2020: 2,943,276; March 31, 2021: Nil; March 31, 2020: 2,943,276; March 31, 2019: 2,943,276) equity shares of GBP 0.01 each					
Highorbit Careers Private Limited (refer note (vii) below)	-	-	-	-	4
Nil (June 30, 2020: Nil; March 31, 2021: Nil; March 31, 2020: Nil; March 31, 2019: 235) equity shares of INR 10 each					
ZEPO Technologies Private Limited	23	23	23	23	23
3,458 (June 30, 2020: 3,458; March 31, 2021: 3,458; March 31, 2020: 3,458; March 31, 2019: 3,458) Equity shares of face value INR 10 each					
Red Pixels Ventures Limited	4	4	4	4	4
1,093 (June 30, 2020: 1,093; March 31, 2021: 1,093; March 31, 2020: 1,093; March 31, 2019: 1,093) Equity shares of face value INR 10 each					
Plivo Inc. (refer note (iii) below)	-	-	-	49	49
793,696 (June 30, 2020: 793,696; March 31, 2021: 793,696; March 31, 2020: 793,696; March 31, 2019: 793,696) common stock of USD 1 each.					
Software Is Correct INC (refer note (iii) below)	-	-	-	-	-
50,000 (June 30, 2020: 50,000; March 31, 2021: 50,000; March 31, 2020: 50,000; March 31, 2019: 50,000) common stock of USD 1 each					
Stock acquisition rights (PayPay Corporation)	225	-	221	-	-
<b>Total (A)</b>	<b>252</b>	<b>27</b>	<b>248</b>	<b>76</b>	<b>80</b>
<b>Investments at fair value through Profit and loss</b>					
<b>Unquoted Compulsorily Convertible Preference shares (Fully paid up)</b>					
Raining Clouds Tech Private Limited (refer note (iii) below)	-	-	-	-	-
3,620 (June 30, 2020: 3,620; March 31, 2021: 3,620; March 31, 2020: 3,620; March 31, 2019: 3,620) Redeemable Convertible Preference Shares of INR 10 each					
Busy Bees Logistics Solution Private Limited (refer note (v) below)	-	592	-	592	822
Nil (June 30, 2020: 18,121; March 31, 2021: Nil; March 31, 2020: 18,121; March 31, 2019: 18,121) Compulsorily Convertible Preference share of face value of INR 10 each					
Avenues Payments India Private Limited (refer note (ii) below)	-	-	-	-	70
11,379 (June 30, 2020: 11,379; March 31, 2021: 11,379; March 31, 2020: 11,379; March 31, 2019: 11,379) Compulsorily Convertible Preference share of face value of INR 100 each					
Pilani Experts Technology Labs Private Limited (refer note (v) below)	-	4	-	4	4
Nil (June 30, 2020: 289; March 31, 2021: Nil; March 31, 2020: 289; March 31, 2019: 289) Compulsorily Convertible Preference share of face value INR 100 each					
Loginext Solutions Private Limited (refer note (iii) and (vi) below)	-	-	-	-	-
279,443 (June 30, 2020: Nil; March 31, 2021: 279,443; March 31, 2020: Nil; March 31, 2019: Nil) Compulsorily Convertible Preference share of face value of INR 10 each					
Router Sports Technologies Private Limited,	40	-	40	-	-
1,160 (June 30, 2020: Nil; March 31, 2021: 1,160; March 31, 2020: Nil; March 31, 2019: Nil) Compulsorily Convertible Preference share of face value INR 10 each					
<b>Total (B)</b>	<b>40</b>	<b>596</b>	<b>40</b>	<b>596</b>	<b>896</b>
<b>Unquoted equity shares (Fully paid up)</b>					
Paytm E-commerce Private Limited	33	101	53	101	57
6,460 (June 30, 2020: 5,662; March 31, 2021: 4,837; March 31, 2020: 2,105; March 31, 2019: 1,792) Equity shares of face value INR 10 each held by Paytm Associate Benefit Welfare Trust (formerly known as One97 Employee Welfare Trust)					
Pilani Experts Technology Labs Private Limited (refer note (v) below)	-	31	-	31	18
Nil (June 30, 2020: 1,277; March 31, 2021: Nil; March 31, 2020: 1,277; March 31, 2019: 1,277) equity shares of INR 10 each					
<b>Total (C)</b>	<b>33</b>	<b>132</b>	<b>53</b>	<b>132</b>	<b>75</b>
<b>Total (B)</b>	<b>73</b>	<b>728</b>	<b>93</b>	<b>728</b>	<b>971</b>
<b>Investments at amortised cost</b>					
<b>Debt instruments (quoted)</b>					
LIC Housing Finance Limited 7.03% 28 Dec 2021	-	500	-	500	-
Nil (June 30, 2020: 500; March 31, 2021: Nil; March 31, 2020: 500; March 31, 2019: Nil) Redeemable Non Convertible Debentures of INR 1,000,000 each					
HDFC Series W-001 7.15% 16 Sep 2021	-	251	-	251	-
Nil (June 30, 2020: 250; March 31, 2021: Nil; March 31, 2020: 250; March 31, 2019: Nil) Redeemable Non Convertible Debentures of INR 1,003,676 each					
LIC Housing Finance Limited 7.03% 28 Dec 2021	-	500	-	500	-
Nil (June 30, 2020: 500; March 31, 2021: Nil; March 31, 2020: 500; March 31, 2019: Nil) Redeemable Non Convertible Debentures of INR 999,978 each					
Kotak Mahindra Investments Ltd 0% 28 Oct 2021	-	221	-	221	-
Nil (June 30, 2020: 250; March 31, 2021: Nil; March 31, 2020: 250; March 31, 2019: Nil) Redeemable Non Convertible Debentures of INR 883,748 each					
<b>Total (C)</b>	<b>-</b>	<b>1,472</b>	<b>-</b>	<b>1,472</b>	<b>-</b>
<b>Total Non Current investments [A+B+C]</b>	<b>325</b>	<b>2,227</b>	<b>341</b>	<b>2,276</b>	<b>1,051</b>
Total Current Investments	6,230	9,639	1,472	31,894	24,979
Total Non-Current Investments	325	2,227	341	2,276	1,051
	<b>6,555</b>	<b>11,866</b>	<b>1,813</b>	<b>34,170</b>	<b>26,030</b>
<b>Aggregate book value of unquoted investments</b>	<b>325</b>	<b>755</b>	<b>341</b>	<b>804</b>	<b>1,051</b>
<b>Aggregate book value of quoted investments</b>	<b>6,230</b>	<b>11,111</b>	<b>1,472</b>	<b>33,366</b>	<b>24,979</b>
<b>Aggregate market value of quoted investments</b>	<b>6,230</b>	<b>11,111</b>	<b>1,472</b>	<b>33,366</b>	<b>24,979</b>

**Notes to 6 (a) and 6 (b) above**

- (i) As on March 31, 2020, ICICI Prudential Liquid - Direct Plan - Growth amounting to INR 1,400 was marked under lien by bank for bank overdraft, working capital demand loan and term loan. As on March 31, 2019 amounting to INR 1,420 was marked under lien by bank for bank overdraft. No such lien existed on June 30, 2020, March 31, 2021 and June 30, 2021.
- (ii) Investments at fair value through OCI (fully paid) reflect investment in unquoted equity securities. Refer note 31 for determination of their fair values.
- (iii) The Group holds these investments, however the fair value is Nil.
- (iv) The company has been dissolved during the year ended March 31, 2021. During year ended March 31, 2019, Cigal Limited converted 27,876,274 loan notes of GBP 0.01 each into 2,815,787 ordinary shares of GBP 0.01 each.
- (v) Investment disposed off during the year ended March 31, 2021.
- (vi) During the year ended March 31, 2021, the Group ceased to have significant influence over the entity and the interest held in the entity has been recognised at fair value.
- (vii) Investment disposed off during the year ended March 31, 2020.

6 (c). Loans

	As at June 30, 2021	As at June 30, 2020	As at March 31, 2021	As at March 31, 2020	As at March 31, 2019
<b>Non Current</b>					
Inter Corporate Loans#					
With related parties (refer note 26)##	675	-	-	-	-
Others	40	-	-	-	-
	<b>715</b>	<b>-</b>	<b>-</b>	<b>-</b>	<b>-</b>
<b>Current</b>					
Inter Corporate Loans#					
With related parties (refer note 26)	456	-	1,279	-	-
Others	494	239	555	242	2,764
Less: Loss allowance for inter corporate loans	(223)	(1)	(223)	-	-
	<b>727</b>	<b>238</b>	<b>1,611</b>	<b>242</b>	<b>2,764</b>
<b>Break-up of security details</b>					
<b>Non Current</b>					
Secured, considered good	-	-	-	-	-
Unsecured, considered good	715	-	-	-	-
Loans which have significant increase in credit risk	-	-	-	-	-
Loans Credit Impaired	-	-	-	-	-
<b>Total Loans</b>	<b>715</b>	<b>-</b>	<b>-</b>	<b>-</b>	<b>-</b>
<b>Current</b>					
Secured, considered good	-	-	-	-	-
Unsecured, considered good	727	238	1,611	242	2,764
Loans which have significant increase in credit risk	223	1	223	-	-
Loans Credit Impaired	-	-	-	-	-
	<b>950</b>	<b>239</b>	<b>1,834</b>	<b>242</b>	<b>2,764</b>
Less: Loss allowance	(223)	(1)	(223)	-	-
<b>Total Loans</b>	<b>727</b>	<b>238</b>	<b>1,611</b>	<b>242</b>	<b>2,764</b>

# Inter corporate loans are given after complying with the provisions of section 186 of the Companies Act, 2013. The loans have been given in accordance with terms and conditions of the underlying agreements. Outstanding loans carry interest rate in the range of 5.10% to 12% (June 30, 2020: 7% to 9.85%; March 31, 2021: 5.10% to 12%; March 31, 2020: 9% to 10%; March 31, 2019: 8% to 10%)  
## Loan of INR 803 has been given to Paytm First Games Private Limited on June 7, 2021. The Holding Company has the rights of conversion into a variable number of shares in Paytm First Games Private Limited (Joint venture of Paytm Entertainment Limited, wholly owned subsidiary) at fair market value and with mutual consent, during the tenure of loan. The interest is payable at the end of the repayment period. The loan has been fair valued through profit and loss (FVTPL) since it does not meet the SPPI test.

The same is presented in the non-current Loans as follows:

Particulars	Amount
Face value of loan given	803
Fair value of loan excluding accrued interest of INR 4 (as per schedule 7(c))	671
<b>Deemed investment in Paytm First Games Private Limited</b>	<b>132</b>

The Group has not granted loans to its promoters, directors, KMPs and the related parties (as defined under Companies Act, 2013) which are repayable on demand or without specifying any terms or period of repayment. In certain cases, the Group has the right to demand for payment before specified period. The details of such loans given to related parties are as follows:

	As at June 30, 2021	As at June 30, 2020	As at March 31, 2021	As at March 31, 2020	As at March 31, 2019
Amount of loan or advance in the nature of loan outstanding as specified above	456	-	1,279	-	-
Percentage to the total Loans and Advances in the nature of loans	27.4%	-	69.7%	-	-

6 (d). Other financial assets

	As at June 30, 2021	As at June 30, 2020	As at March 31, 2021	As at March 31, 2020	As at March 31, 2019
<b>Non Current</b>					
<b>Security deposits</b>					
Security deposits	1,272	1,491	1,259	1,556	1,075
Less: Loss allowance for security deposits	(1)	(1)	(1)	(1)	(1)
<b>A</b>	<b>1,271</b>	<b>1,490</b>	<b>1,258</b>	<b>1,555</b>	<b>1,074</b>
<b>Bank balances</b>					
Deposits with original maturity for more than 12 months (Refer footnote (b) to note 9(a))	4,363	13,588	2,506	13,517	30
<b>Others</b>					
Interest accrued but not due on fixed deposits	21	291	107	223	6
Other receivable from other party (refer note 38)	-	5,986	-	5,852	-
<b>B</b>	<b>4,384</b>	<b>19,865</b>	<b>2,613</b>	<b>19,592</b>	<b>36</b>
<b>Unsecured, considered good</b>					
Amount recoverable from related parties (refer note 26)#	-	-	-	128	251
Amount recoverable from other party (refer note 38)	-	-	-	-	1,084
<b>C</b>	<b>-</b>	<b>-</b>	<b>-</b>	<b>128</b>	<b>1,335</b>
<b>Total [A+B+C]</b>	<b>5,655</b>	<b>21,355</b>	<b>3,871</b>	<b>21,275</b>	<b>2,445</b>
<b>Current</b>					
<b>Security deposits</b>					
Security deposits	950	586	954	460	324
Less: Loss allowance for security deposits	(1)	-	(1)	-	-
<b>A</b>	<b>949</b>	<b>586</b>	<b>953</b>	<b>460</b>	<b>324</b>
<b>Others</b>					
Loan to employees	*	-	1	-	36
Other advances recoverable in cash	117	114	242	102	248
Accrued Interest on Debt Instruments measured at amortised cost	72	259	46	81	74
Interest accrued but not due on fixed deposits	1,201	329	1,382	41	49
Interest accrued on security deposit	102	16	87	-	-
Other receivable from other party (refer note 38)	6,338	-	6,251	-	-
<b>B</b>	<b>7,830</b>	<b>718</b>	<b>8,009</b>	<b>224</b>	<b>407</b>
<b>Amount recoverable from Payment Gateway banks**</b>					
<b>Unsecured, considered good</b>					
Amount recoverable from other parties	5,140	4,444	5,052	2,617	6,515
Amount recoverable from related parties (refer note 26)	10,357	4,936	8,546	2,864	5,110
<b>Unsecured, considered doubtful</b>					
Amount recoverable from other parties	21	30	21	30	30
	15,518	9,410	13,619	5,511	11,655
Less : Loss allowance	(21)	(30)	(21)	(30)	(30)
<b>C</b>	<b>15,497</b>	<b>9,380</b>	<b>13,598</b>	<b>5,481</b>	<b>11,625</b>
<b>Unsecured, considered good</b>					
Amount recoverable from related parties (refer note 26)#	435	785	627	1,284	340
Amount recoverable from other party (refer note 38)	220	1,396	199	1,296	2,976
Amount recoverable from other parties	343	-	-	-	-
<b>D</b>	<b>998</b>	<b>2,181</b>	<b>826</b>	<b>2,580</b>	<b>3,316</b>
<b>Total [A+B+C+D]</b>	<b>25,274</b>	<b>12,865</b>	<b>23,386</b>	<b>8,745</b>	<b>15,672</b>

#The Group has off-set the payable of INR 2,383 (June 30, 2020: 1,711; March 31, 2021: INR 2,111; March 31, 2020: INR 1,415; March 31, 2019: INR 4,810) with the advance of INR 2,260 (June 30, 2020: 2,260; March 31, 2021: INR 2,278; March 31, 2020: INR 2,260; March 31, 2019: INR 2,710) as the Group has contractual right to offset the payable with the advance and also has the intention to settle the same on a net basis. As on June 30, 2021 and March 31, 2019, the net payable of INR 123 and INR 2,100, respectively, has been disclosed as merchant payable under other financial liabilities.

\* Amount below rounding off norms adopted by the Group

\*\* The amount represent recoverable from payment gateway banks on account of credit card/debit card and net banking transactions related to third party merchants.

Break up of financial assets carried at amortised cost

	As at June 30, 2021	As at June 30, 2020	As at March 31, 2021	As at March 31, 2020	As at March 31, 2019
<b>Non Current</b>					
Others (refer note 6 (d))	5,655	15,369	3,871	15,423	2,445
Investments (refer note6 (b))	-	1,472	-	1,472	-
Inter corporate loans (refer note 6(c))	40	-	-	-	-
	<u>5,695</u>	<u>16,841</u>	<u>3,871</u>	<u>16,895</u>	<u>2,445</u>
<b>Current</b>					
Trade receivables (refer note 7)	5,349	4,108	4,713	4,932	4,544
Cash and cash equivalents (refer note 9(a))	6,504	6,584	5,468	4,232	3,255
Bank balances other than cash and cash equivalents (refer note 9(b))	18,476	19,109	23,296	1,170	1,358
Inter corporate loans (refer note 6(c))	727	238	1,611	242	2,764
Others (refer note 6 (d))	18,936	12,865	17,135	8,745	15,672
Investments (refer note6 (a))	1,472	9,628	1,472	9,628	991
	<u>51,464</u>	<u>52,532</u>	<u>53,695</u>	<u>28,949</u>	<u>28,584</u>

Break up of financial assets carried at fair value

<b>Non Current</b>					
Investments at fair value through OCI (Refer note 6(b))	252	27	248	76	80
Investments at fair value through Profit and loss (Refer note 6(a) & 6(b))	73	728	93	728	971
Inter corporate loans (refer note 6(c))	675	-	-	-	-
Other receivable from other party - Receivable at FVTPL (Refer Note 6(d))	-	5,986	-	5,852	-
	<u>1,000</u>	<u>6,741</u>	<u>341</u>	<u>6,656</u>	<u>1,051</u>
<b>Current</b>					
Investments at fair value through Profit and loss (Refer note 6(a) & 6(b))	4,758	11	-	22,266	23,988
Other receivable from other party - Receivable at FVTPL (Refer Note 6(d))	6,338	-	6,251	-	-
	<u>11,096</u>	<u>11</u>	<u>6,251</u>	<u>22,266</u>	<u>23,988</u>

7. Trade receivables

	As at June 30, 2021	As at June 30, 2020	As at March 31, 2021	As at March 31, 2020	As at March 31, 2019
Trade Receivables	6,413	5,215	5,841	5,913	5,390
Receivables from related parties (Refer notes (i) & (ii) below)	568	273	365	186	161
Receivables from other party (Refer notes 38)	67	115	77	193	18
Less: Loss allowance	(1,699)	(1,495)	(1,570)	(1,360)	(1,025)
	<b>5,349</b>	<b>4,108</b>	<b>4,713</b>	<b>4,932</b>	<b>4,544</b>
Current	5,349	4,108	4,713	4,932	4,544
Non-current	-	-	-	-	-

	As at June 30, 2021	As at June 30, 2020	As at March 31, 2021	As at March 31, 2020	As at March 31, 2019
<b>Trade receivables</b>					
Secured, considered good	-	-	-	-	-
Unsecured, considered good	6,302	4,877	5,607	5,527	5,032
Trade receivable which have significant increase in credit risk	-	-	-	-	-
Trade receivable Credit Impaired	746	726	676	765	537
	<b>7,048</b>	<b>5,603</b>	<b>6,283</b>	<b>6,292</b>	<b>5,569</b>
<b>Impairment allowance on trade receivables</b>					
Less: Loss allowance	(1,699)	(1,495)	(1,570)	(1,360)	(1,025)
<b>Total Trade receivables</b>	<b>5,349</b>	<b>4,108</b>	<b>4,713</b>	<b>4,932</b>	<b>4,544</b>

(i) No trade or other receivable are due from directors or other officers of the Holding Company either severally or jointly with any other person. Nor any trade or other receivable are due from firms or private companies respectively in which any director is a partner, a director or a member, except as disclosed in note 26.

(ii) For related party receivables, refer note 26

(iii) Trade receivables are non-interest bearing and generally carry a credit period of 30 days.

Trade Receivables, excluding loss allowance, ageing schedule as at June 30, 2021

Particulars	Outstanding for following periods from due date of payment							
	Unbilled Dues	Not due	Less than 6 months	6 months -1 year	1-2 years	2-3 years	More than 3 years	Total
(i) Undisputed Trade receivables – considered good	1,973	931	2,308	350	354	219	167	6,302
(ii) Undisputed Trade Receivables – which have significant increase in credit risk	-	-	-	-	-	-	-	-
(iii) Undisputed Trade Receivables – credit impaired	-	-	*	*	11	11	3	25
(iv) Disputed Trade Receivables-considered good	-	-	-	-	-	-	-	-
(v) Disputed Trade Receivables – which have significant increase in credit risk	-	-	-	-	-	-	-	-
(vi) Disputed Trade Receivables – credit impaired	-	-	-	*	13	30	678	721
<b>Total</b>	<b>1,973</b>	<b>931</b>	<b>2,308</b>	<b>350</b>	<b>378</b>	<b>260</b>	<b>847</b>	<b>7,048</b>

Trade Receivables, excluding loss allowance, ageing schedule as at June 30, 2020

Particulars	Outstanding for following periods from due date of payment							
	Unbilled Dues	Not due	Less than 6 months	6 months -1 year	1-2 years	2-3 years	More than 3 years	Total
(i) Undisputed Trade receivables – considered good	1,764	913	1,459	247	236	82	176	4,877
(ii) Undisputed Trade Receivables – which have significant increase in credit risk	-	-	-	-	-	-	-	-
(iii) Undisputed Trade Receivables – credit impaired	-	-	-	*	14	*	2	16
(iv) Disputed Trade Receivables-considered good	-	-	-	-	-	-	-	-
(v) Disputed Trade Receivables – which have significant increase in credit risk	-	-	-	-	-	-	-	-
(vi) Disputed Trade Receivables – credit impaired	-	-	16	16	85	489	104	710
<b>Total</b>	<b>1,764</b>	<b>913</b>	<b>1,475</b>	<b>263</b>	<b>335</b>	<b>571</b>	<b>282</b>	<b>5,603</b>

Trade Receivables, excluding loss allowance, ageing schedule as at March 31, 2021

Particulars	Outstanding for following periods from due date of payment							
	Unbilled Dues	Not due	Less than 6 months	6 months -1 year	1-2 years	2-3 years	More than 3 years	Total
(i) Undisputed Trade receivables – considered good	1,578	1,421	1,550	390	321	160	187	5,607
(ii) Undisputed Trade Receivables – which have significant increase in credit risk	-	-	-	-	-	-	-	-
(iii) Undisputed Trade Receivables – credit impaired	-	-	-	*	7	11	3	21
(iv) Disputed Trade Receivables-considered good	-	-	-	-	-	-	-	-
(v) Disputed Trade Receivables – which have significant increase in credit risk	-	-	-	-	-	-	-	-
(vi) Disputed Trade Receivables – credit impaired	-	-	3	-	19	114	519	655
<b>Total</b>	<b>1,578</b>	<b>1,421</b>	<b>1,553</b>	<b>390</b>	<b>347</b>	<b>285</b>	<b>709</b>	<b>6,283</b>

Trade Receivables, excluding loss allowance, ageing schedule as at March 31, 2020

Particulars	Outstanding for following periods from due date of payment							
	Unbilled Dues	Not due	Less than 6 months	6 months -1 year	1-2 years	2-3 years	More than 3 years	Total
(i) Undisputed Trade receivables – considered good	2,124	1,020	1,663	289	182	79	170	5,527
(ii) Undisputed Trade Receivables – which have significant increase in credit risk	-	-	-	-	-	-	-	-
(iii) Undisputed Trade Receivables – credit impaired	-	-	*	*	6	9	2	17
(iv) Disputed Trade Receivables-considered good	-	-	-	-	-	-	-	-
(v) Disputed Trade Receivables – which have significant increase in credit risk	-	-	-	-	-	-	-	-
(vi) Disputed Trade Receivables – credit impaired	-	-	24	27	227	390	80	748
<b>Total</b>	<b>2,124</b>	<b>1,020</b>	<b>1,687</b>	<b>316</b>	<b>415</b>	<b>478</b>	<b>252</b>	<b>6,292</b>

Trade Receivables, excluding loss allowance, ageing schedule as at March 31, 2019

Particulars	Outstanding for following periods from due date of payment							
	Unbilled Dues	Not due	Less than 6 months	6 months -1 year	1-2 years	2-3 years	More than 3 years	Total
(i) Undisputed Trade receivables – considered good	2,138	760	1,521	305	105	106	97	5,032
(ii) Undisputed Trade Receivables – which have significant increase in credit risk	-	-	-	-	-	-	-	-
(iii) Undisputed Trade Receivables – credit impaired	-	-	3	2	10	*	*	15
(iv) Disputed Trade Receivables-considered good	-	-	-	-	-	-	-	-
(v) Disputed Trade Receivables – which have significant increase in credit risk	-	-	-	-	-	-	-	-
(vi) Disputed Trade Receivables – credit impaired	-	-	-	102	342	54	24	522
<b>Total</b>	<b>2,138</b>	<b>760</b>	<b>1,524</b>	<b>409</b>	<b>457</b>	<b>160</b>	<b>121</b>	<b>5,569</b>

\*Amount below rounding off norms adopted by the Group

8. Other assets					
	As at June 30, 2021	As at June 30, 2020	As at March 31, 2021	As at March 31, 2020	As at March 31, 2019
<b>Non Current</b>					
<b>Capital advances</b>					
Unsecured, considered good	213	137	179	53	23
Doubtful	1	1	1	1	1
	<u>214</u>	<u>138</u>	<u>180</u>	<u>54</u>	<u>24</u>
Less Provision for doubtful advances	(1)	(1)	(1)	(1)	(1)
<b>A</b>	<u>213</u>	<u>137</u>	<u>179</u>	<u>53</u>	<u>23</u>
<b>Advances other than capital advances</b>					
<b>Advances to vendors</b>					
Unsecured, considered good	1,931	2,356	1,776	203	999
Doubtful	-	-	-	-	-
	<u>1,931</u>	<u>2,356</u>	<u>1,776</u>	<u>203</u>	<u>999</u>
Less Provision for doubtful advances	-	-	-	-	-
<b>B</b>	<u>1,931</u>	<u>2,356</u>	<u>1,776</u>	<u>203</u>	<u>999</u>
<b>Others</b>					
Balances with government authorities					
Goods and services tax input credit	589	764	627	275	-
Prepayments	176	264	204	311	334
	<u>765</u>	<u>1,028</u>	<u>831</u>	<u>586</u>	<u>334</u>
<b>Total (A+B+C)</b>	<u>2,909</u>	<u>3,521</u>	<u>2,786</u>	<u>842</u>	<u>1,356</u>
<b>Current</b>					
<b>Advances other than capital advances</b>					
<b>Advances to vendors</b>					
Unsecured, considered good	3,028	2,560	4,850	5,923	8,589
Doubtful	143	130	140	121	46
	<u>3,171</u>	<u>2,690</u>	<u>4,990</u>	<u>6,044</u>	<u>8,635</u>
Less Provision for doubtful advances	(143)	(130)	(140)	(121)	(46)
<b>A</b>	<u>3,028</u>	<u>2,560</u>	<u>4,850</u>	<u>5,923</u>	<u>8,589</u>
<b>Others</b>					
Balances with government authorities					
Goods and services tax input credit	5,339	4,489	5,623	5,068	3,789
Value Added Tax (VAT) credit receivable	1	5	5	5	10
Advance tax [net of provision]	6	-	4	*	-
Prepayments	583	573	768	644	688
Advances to related parties# (refer note 26)	2,640	1,924	2,802	1,501	1,061
	<u>8,569</u>	<u>6,991</u>	<u>9,202</u>	<u>7,219</u>	<u>5,548</u>
<b>B</b>	<u>8,569</u>	<u>6,991</u>	<u>9,202</u>	<u>7,219</u>	<u>5,548</u>
<b>Total (A+B)</b>	<u>11,597</u>	<u>9,551</u>	<u>14,052</u>	<u>13,142</u>	<u>14,137</u>

\*Amount below rounding off norms adopted by the Group

#No advances are recoverable from directors or other officers of the Holding Company either severally or jointly with any other person. Nor any advance are recoverable from firms or private companies respectively in which any director is a partner, a director or a member, except as disclosed in note 26.

9(a). Cash and cash equivalents					
	As at June 30, 2021	As at June 30, 2020	As at March 31, 2021	As at March 31, 2020	As at March 31, 2019
Cash and cheque on hand	1	1	1	34	1
Balance with banks					
- On current accounts	1,950	4,407	2,606	4,025	3,041
- Deposits with original maturity for less than 3 months	4,553	2,176	2,861	173	213
	<u>6,504</u>	<u>6,584</u>	<u>5,468</u>	<u>4,232</u>	<u>3,255</u>

Notes:

- (a) There are no repatriation restrictions with regard to cash and cash equivalents as at period / year ended June 30, 2021, June 30, 2020, March 31, 2021, March 31, 2020 and March 31, 2019.  
(b) Fixed deposits amounting to INR 11,003 (June 30, 2020: INR 2,521; March 31, 2021: INR 10,121; March 31, 2020: INR 781, March 31, 2019: INR 1,090) included in note 6(d) and 9(b) are marked under lien by banks for providing bank overdraft, working capital demand loan and issuing bank guarantees under various contract.  
(c) Fixed deposits included in note 6(d) and 9(b) with a carrying amount of INR Nil (June 30, 2020: INR Nil; March 31, 2021: INR Nil; March 31, 2020: INR Nil, March 31, 2019: INR 3) are subject to first charge to secure the Company's Working Capital facility.

9(b). Bank balances other than cash and cash equivalents					
	As at June 30, 2021	As at June 30, 2020	As at March 31, 2021	As at March 31, 2020	As at March 31, 2019
Deposits with original maturity of more than 3 months but less than 12 months (Refer footnote (b) to note 9(a))	4,857	10,914	6,065	317	373
Deposits with original maturity for more than 12 months (Refer footnote (b) to note 9(a))	13,619	8,195	17,231	853	985
	<u>18,476</u>	<u>19,109</u>	<u>23,296</u>	<u>1,170</u>	<u>1,358</u>

10. Share capital and other equity

10 (a). Share Capital

	Number of Shares	Amount
<b>Authorised equity share capital</b>		
As at April 1, 2018	56,100,000	561
Increase/ (decrease) during the year	48,006,600	480
<b>As at March 31, 2019</b>	<b>104,106,600</b>	<b>1,041</b>
Increase/ (decrease) during the year	-	-
<b>As at March 31, 2020</b>	<b>104,106,600</b>	<b>1,041</b>
Increase/ (decrease) during the period	-	-
<b>As at June 30, 2020</b>	<b>104,106,600</b>	<b>1,041</b>
As at April 1, 2020	104,106,600	1,041
Increase/ (decrease) during the year	-	-
<b>As at March 31, 2021</b>	<b>104,106,600</b>	<b>1,041</b>
Adjustment for Sub-Division of Equity Shares*	936,959,400	-
<b>As at June 30, 2021</b>	<b>1,041,066,000</b>	<b>1,041</b>
<b>Authorized preference share capital</b>		
As at April 1, 2018	2,759,000	480
Increase/ (decrease) during the year**	(2,759,000)	(480)
<b>As at March 31, 2019</b>	-	-
Increase/ (decrease) during the year	-	-
<b>As at March 31, 2020</b>	-	-
Increase/ (decrease) during the period	-	-
<b>As at June 30, 2020</b>	-	-
As at April 1, 2020	-	-
Increase/ (decrease) during the year	-	-
<b>As at March 31, 2021</b>	-	-
Increase/ (decrease) during the period	-	-
<b>As at June 30, 2021</b>	-	-

\*\*Converted into authorised equity share capital in the ratio 1: 17.4

#Pursuant to the approval of the shareholders at the Annual General Meeting of the Holding Company held on June 30, 2021, each equity share of face value of INR 10 per share was sub-divided into ten equity shares of face value of INR 1 per share, with effect from the record date, i.e., June 30, 2021.

Terms/ rights attached to equity shares

All the equity shares issued shall rank pari passu and have a par value of Rs. 1 per share. Each shareholder is eligible for one vote per share held only.

Issued, subscribed and fully paid up shares

	As at June 30, 2021	As at June 30, 2020	As at March 31, 2021	As at March 31, 2020	As at March 31, 2019
605,385,270 equity shares of INR 1 each fully paid up (June 30, 2020: 60,437,415 ; March 31, 2021: 60,482,404; March 31, 2020: 60,435,025; March 31, 2019: 57,533,866 equity shares of INR 10 each fully paid up)	605	604	605	604	575
<b>Total issued, subscribed and fully paid-up share capital</b>	<b>605</b>	<b>604</b>	<b>605</b>	<b>604</b>	<b>575</b>

a. Reconciliation of the shares outstanding at the beginning and at the end of the reporting period / year

Equity shares	June 30, 2021		June 30, 2020		March 31, 2021		March 31, 2020		March 31, 2019	
	Number	Amount	Number	Amount	Number	Amount	Number	Amount	Number	Amount
Shares outstanding at the beginning of the period / year#	60,260,013	605	60,187,655	604	60,187,655	604	57,256,129	575	54,998,632	553
Shares issued during the period / year##	41,407	-	-	-	29,979	*	2,803,511	28	2,094,650	20
Shares issued during the period / year - ESOP	56,123	*	2,390	*	42,579	*	128,015	1	162,847	2
Adjustment for Sub-Division of Equity Shares	543,217,887	-	-	-	-	-	-	-	-	-
<b>Shares outstanding at the end of the period / year#</b>	<b>603,575,430</b>	<b>605</b>	<b>60,190,045</b>	<b>604</b>	<b>60,260,013</b>	<b>605</b>	<b>60,187,655</b>	<b>604</b>	<b>57,256,129</b>	<b>575</b>

\*Amount below rounding off norms adopted by the Group

# Net of treasury shares 1,809,840 of face value of INR 1 each (June 30, 2020: 247,370; March 31, 2021: 222,391; March 31, 2020: 247,370; March 31, 2019: 277,737 of face value of INR 10 each) at nil cost through Paytm Associate Benefit Welfare Trust (formerly known as One97 Employee Welfare Trust)

## Includes shares issued during the period/year ended June 30, 2021: 41,407 (June 30, 2020: Nil; March 31, 2021: 24,979; March 31, 2020: 30,367; March 31, 2019: 48,902) out of treasury shares

b. Details of shareholders holding more than 5% shares in the Company

Name of shareholder	June 30, 2021		June 30, 2020		March 31, 2021		March 31, 2020		March 31, 2019	
	Number of Shares held#	% holding	Number of Shares held	% holding	Number of Shares held	% holding	Number of Shares held	% holding	Number of Shares held	% holding
Airtel (Netherlands) Holding B.V.	183,301,220	30.28%	18,330,122	30.33%	18,330,122	30.31%	18,330,122	30.33%	-	-
Alipay Singapore E-Commerce Private Limited	-	-	-	-	-	-	-	-	17,544,525	30.49%
SVF India Holding (Cayman) Limited	113,262,230	18.71%	11,326,223	18.74%	11,326,223	18.73%	11,326,223	18.74%	11,326,223	19.69%
Mr. Vijay Shekhar Sharma	90,516,240	14.95%	9,051,624	14.98%	9,051,624	14.97%	9,051,624	14.98%	9,051,624	15.73%
SAIF III Mauritius Company Limited	74,910,610	12.37%	7,491,061	12.39%	7,491,061	12.39%	7,491,061	12.40%	7,491,061	13.02%
Alibaba.com Singapore E-Commerce Private Limited	44,282,140	7.31%	4,428,214	7.33%	4,428,214	7.32%	4,428,214	7.33%	4,428,214	7.70%
SAIF Partners India IV Limited	31,802,020	5.25%	3,180,202	5.26%	3,180,202	5.26%	3,180,202	5.26%	3,180,202	5.53%

#Pursuant to the approval of the shareholders at the Annual General Meeting of the Holding Company held on June 30, 2021, each equity share of face value of INR 10 per share was sub-divided into ten equity shares of face value of INR 1 per share, with effect from the record date, i.e., June 30, 2021.

c. Shares reserved for issue under options

For details of shares reserved for issue under the employee stock options plan (ESOP) of the Company (refer note 25).

d. Aggregate number of bonus shares issued, shares bought back and share issued for consideration other than cash during the period / year of five years immediately preceding the reporting dates i.e. June 30, 2021, June 30, 2020, March 31, 2021, March 31, 2020 and March 31, 2019:

The Holding Company has not issued any shares for consideration other than cash during the period ended June 30, 2021 (June 30, 2020: Nil; March 31, 2021: Nil; March 31, 2020: Nil shares; March 31, 2019: 333,035 shares of INR 10 each issued for consideration other than cash; March 31, 2018: Nil shares; March 31, 2017: Nil shares; March 31, 2016: Nil shares; March 31, 2015: Nil shares). The Holding Company has not issued bonus shares and has not bought back shares during the period of five years immediately preceding the reporting date.

e. Instruments entirely equity in nature

Consequent to framework agreement entered on November 30, 2017 between the Holding Company, Little Internet Private Limited ('LI'), Shareholders of LI, Nearbay India Private Limited ('NBI'), and Shareholders of NBI, the shareholders of NBI swapped their shares in NBI with shares in LI, resulting in their becoming 37% shareholders of LI and NBI becoming wholly owned subsidiary of LI. The Holding Company through further restructuring of its existing investments in LI (5%) and Little Singapore Pte Limited ('LS') (27%), as well as through its obligation to issue further shares amounting to INR 1,736 to other shareholders of LI, became 63% shareholder in LI. The restructuring of existing investment in LI and LS, as discussed above, resulted in LS buying back 27% stake of the Holding Company in LS for INR 774 and the Holding Company further infusing INR 835 in LI. The buyback resulted in the Holding Company recording gain of INR 441. Holding Company's obligation to issue further shares amounting to INR 1,736 to other shareholders of LI was disclosed as "Instruments entirely equity in nature" under Equity in the year ended March 31, 2018.

During the year ended March 31, 2019, the Holding Company has allotted shares amounting to INR 1,726 based on the share swap ratio. This has resulted in an adjustment of INR 10 in the carrying value of Goodwill.

f. Shareholding of Promoters

As of June 30, 2021 and March 31, 2021, the Holding Company does not have an identifiable promoter in terms of the Companies Act, 2013 and accordingly disclosures related to promoter shareholding is not given for these periods. The Holding Company is a professionally managed Company. For disclosure related to previous period / years, refer below tables.

Shares held by Promoters at the end of June 30, 2020			
Promoter Name	No. of Shares	% of total shares	% Change during the period
Mr. Vijay Shekhar Sharma	9,051,624	14.98%	0.00%
Shares held by Promoters at the end of March 31, 2020			
Promoter Name	No. of Shares	% of total shares	% Change during the year
Mr. Vijay Shekhar Sharma	9,051,624	14.98%	-0.75%
Shares held by Promoters at the end of March 31, 2019			
Promoter Name	No. of Shares	% of total shares	% Change during the year
Mr. Vijay Shekhar Sharma	9,051,624	15.73%	-0.63%

	As at June 30, 2021	As at June 30, 2020	As at March 31, 2021	As at March 31, 2020	As at March 31, 2019
<b>10 (b). Other equity</b>					
<b>1. Reserve and Surplus</b>					
Securities premium	189,526	188,970	189,252	188,953	138,223
Employee stock options outstanding account (ESOP Reserve)	4,246	3,605	4,264	3,552	2,501
Retained earnings	(131,709)	(114,787)	(128,717)	(112,012)	(84,015)
<b>Total reserve and surplus (A)</b>	<b>62,063</b>	<b>77,788</b>	<b>64,799</b>	<b>80,493</b>	<b>56,709</b>
<b>1. Reserve and Surplus</b>					
<b>(i) Securities premium</b>					
Opening balance	189,252	188,953	188,953	138,223	113,239
Add: transferred from ESOP Reserve on exercise of stock options	257	17	192	359	187
Add: exercise of share options	2	-	-	-	-
Add: amount received on issue of shares	15	*	107	50,511	21,874
Add: shares issued for consideration other than cash	-	-	-	-	2,947
Less: amount utilized for share issue expenses	-	-	-	(140)	(24)
<b>Balance at the end of the period / year</b>	<b>189,526</b>	<b>188,970</b>	<b>189,252</b>	<b>188,953</b>	<b>138,223</b>
<b>(ii) Employee stock options outstanding account (ESOP Reserve)</b>					
Opening balance	4,264	3,552	3,552	2,501	1,343
Add: share based payment expense	390	105	1,118	1,636	1,542
Add: share based payment reserve on account of joint venture	2	*	19	61	28
Less: adjustment on cancellation of stock options	(101)	-	-	(285)	(191)
Less: amount transferred to securities premium on exercise of stock options (including for subsidiary amounting to INR 27 for the year ended March 31, 2021)	(257)	(17)	(219)	(359)	(187)
Less: reversal on forfeiture of stock options	(52)	(36)	(206)	(2)	(34)
<b>Balance at the end of the period / year</b>	<b>4,246</b>	<b>3,605</b>	<b>4,264</b>	<b>3,552</b>	<b>2,501</b>
<b>(iii) Retained earnings</b>					
Opening balance	(128,717)	(112,012)	(112,012)	(84,015)	(42,040)
Ind AS 116 transition adjustment (refer Annexure VI)	-	-	-	137	-
<b>Restated Loss for the period / year</b>	<b>(128,717)</b>	<b>(112,012)</b>	<b>(112,012)</b>	<b>(83,878)</b>	<b>(42,040)</b>
Less: acquisition of Non-controlling interest (refer note 37)	(3,802)	(2,819)	(16,961)	(28,422)	(41,816)
Less: Non-controlling interest recognised on dilution of interest (refer note 37)	-	-	(54)	-	(366)
Add: adjustment on cancellation of ESOP	101	-	-	285	191
Add: amount transferred from ESOP reserve on exercise of options of subsidiary companies	-	-	15	-	-
Less: remeasurement of post-employee benefit obligation	7	5	(17)	(4)	(8)
Add: transfer from employee stock options outstanding on forfeiture of stock options	52	36	206	2	34
Add: transfer from FVTOCI to retained earning on account of derecognition of assets	-	-	-	5	-
Add: other adjustments#	650	3	106	-	-
<b>Balance at the end of the period / year</b>	<b>(131,709)</b>	<b>(114,787)</b>	<b>(128,717)</b>	<b>(112,012)</b>	<b>(84,015)</b>
<b>2. Share application money pending allotment</b>					
Opening balance	2	*	*	-	*
Less: exercise of share options	(2)	-	-	-	*
Receipt of share application money (pending allotment)	2	*	2	*	-
<b>Balance at the end of the period / year (B)</b>	<b>2</b>	<b>*</b>	<b>2</b>	<b>*</b>	<b>-</b>
<b>3. Other reserves- FVTOCI</b>					
Opening balance	(33)	20	20	23	10
Net change in fair value of equity instruments at FVTOCI	-	(53)	(53)	2	13
Transfer from FVTOCI to retained earning on account of derecognition of assets	-	-	-	(5)	-
<b>Balance at the end of the period / year (C)</b>	<b>(33)</b>	<b>(33)</b>	<b>(33)</b>	<b>20</b>	<b>23</b>
<b>4. Other reserves- FCTR</b>					
Opening balance	(25)	(65)	(65)	(58)	(3)
Net change during the year	46	11	40	(7)	(55)
<b>Balance at the end of the period / year (D)</b>	<b>21</b>	<b>(54)</b>	<b>(25)</b>	<b>(65)</b>	<b>(58)</b>
<b>Total other equity (A+B+C+D)</b>	<b>62,053</b>	<b>77,701</b>	<b>64,743</b>	<b>80,448</b>	<b>56,674</b>

\*Amount below rounding off norms adopted by the Group

# Adjustment on settlement of incentive liability through Paytm Associate Benefit Welfare Trust (formerly known as One97 Employee Welfare Trust)

**Nature and purpose of reserves**

**(i) Securities premium**

Securities premium is used to record the premium on issue of shares. The reserve is utilised in accordance with the provisions of the Act.

**(ii) Employee stock options outstanding account (ESOP Reserve)**

Employee stock options outstanding account is used to recognise the grant date fair value of options issued to employees under the One 97 Employee Stock Option Plan.

**(iii) FVTOCI Reserve**

The Holding Company has elected to recognise changes in the fair values of the certain investments in equity instruments in other comprehensive income. These changes are accumulated within the FVTOCI reserve within equity. The Holding Company transfers amounts from this reserve to retained earning when relevant equity securities are derecognised.

**(iv) FCTR Reserve**

Exchange differences arising on translation of assets, liabilities, income and expenses of the Group's foreign subsidiaries are recognised in other comprehensive income and accumulated separately in foreign currency translation reserve. The amounts recognised are transferred to the restated consolidated statement of profit and loss on disposal of the related foreign subsidiaries.



11. Provisions

	As at June 30, 2021	As at June 30, 2020	As at March 31, 2021	As at March 31, 2020	As at March 31, 2019
<b>Non Current</b>					
<b>Provision for employee benefits</b>					
Provision for gratuity (refer note 27)	257	194	237	203	115
<b>Other provisions</b>					
Other provisions	10	-	10	-	-
	<u>267</u>	<u>194</u>	<u>247</u>	<u>203</u>	<u>115</u>
<b>Current</b>					
<b>Provision for employee benefits</b>					
Provision for gratuity (refer note 27)	7	8	7	6	6
Provision for leave benefits*	471	125	410	519	391
<b>Other provisions</b>					
Provision for income tax	13	1	8	24	8
Other provisions	4	8	5	9	-
	<u>495</u>	<u>142</u>	<u>430</u>	<u>558</u>	<u>405</u>

\*The entire amount of the provision of INR 471 (June 30, 2020: INR 125; March 31, 2021: INR 410; March 31, 2020: INR 519; March 31, 2019: INR 391) is presented as current, since the Group does not have an unconditional right to defer settlement for any of these obligations. However, based on past experience, the Group does not expect all employees to avail the full amount of accrued leave or require payment for such leave within the next 12 months. The amount not expected to be settled within next twelve months is INR 298 (June 30, 2020: INR 95; March 31, 2021: INR 316; March 31, 2020: INR 358; March 31, 2019: INR 281).

12 (a) Borrowings

	As at June 30, 2021	As at June 30, 2020	As at March 31, 2021	As at March 31, 2020	As at March 31, 2019
<b>Non Current</b>					
<b>Secured borrowings</b>					
	-	-	-	-	-
<b>Unsecured</b>					
Other borrowings	-	-	-	6	6
<b>Total borrowings</b>	<u>-</u>	<u>-</u>	<u>-</u>	<u>6</u>	<u>6</u>
Less: Current maturities	-	-	-	6	6
<b>Total borrowings</b>	<u>-</u>	<u>-</u>	<u>-</u>	<u>-</u>	<u>-</u>
<b>Current</b>					
<b>Secured</b>					
Loan repayable on demand- bank overdraft (refer note (i) below)	3	-	5,014	70	6,956
Working capital demand loan (refer note (ii) below)	4,757	2,169	435	1,282	-
Term loan (refer note (iii) below)	-	365	-	729	-
<b>Unsecured</b>					
Current maturities of other borrowings	-	-	-	6	6
<b>Total borrowings</b>	<u>4,760</u>	<u>2,534</u>	<u>5,449</u>	<u>2,087</u>	<u>6,962</u>

Note:

(i) In respect of one of subsidiaries, Bank Overdraft carries an interest rate of 9.05% p.a (June 30, 2020: Nil; March 31, 2021: 12.50%; March 31, 2020: 12.50%; March 31, 2019: Nil) and the same is secured against tangible/ intangible assets and movable/ immovable assets and personal guarantee of two directors. As on March 31, 2021, Fixed Deposits backed Bank Overdraft working capital limits (borrowing in INR) carried interest in the range of 4.2% p.a. to 6.3% p.a.. The security for the same is in the form of lien on fixed deposits amounting to INR 5,170. As on March 31, 2020, in respect of another subsidiary, Bank Overdraft carried interest rate of 7.55% p.a and the same was earmarked against the Fixed Deposit with the bank.

As on March 31, 2019, Bank Overdraft (borrowing in INR) carried interest at I-MCLR and "spread" per annum. As on March 31, 2019, I-MCLR is 8.75% and spread is 1.2%. Bank overdraft were secured by way of hypothecation on the entire current assets of the Holding Company, pledge on mutual funds of the Holding Company and also backed by irrevocable and personal guarantee of Mr. Vijay Shekhar Sharma, Chairman, Managing Director and CEO.

(ii) Working capital demand loan (borrowing in INR) carry interest at I-MCLR and "spread" per annum. As on June 30, 2021, the MCLR is 7.25% p.a. (June 30, 2020: 7.50%; March 31, 2021: 7.25%; March 31, 2020: 7.95%) and spread is 1% p.a. (June 30, 2020: 1%; March 31, 2021: 1%; March 31, 2020: 1%). As on June 30, 2021, this is secured by way of hypothecation on the entire current assets, together with cash in hand, bank accounts and receivable (excluding Mutual Funds, FD & Bonds) and lien on Fixed Deposits amounting to INR 2,800. As on June 30, 2020, this was secured by way of hypothecation on the entire current assets, together with cash in hand, bank accounts and receivable (excluding Mutual Funds, FD & Bonds), lien on Fixed Deposits amounting to INR 1,400 and was backed by irrevocable and personal guarantee of Mr. Vijay Shekhar Sharma, Chairman, Managing Director and CEO. As on March 31, 2021, this was secured by way of hypothecation on the entire current assets (excluding Mutual Funds, FD & Bonds), lien on Fixed Deposits INR 1,400 and was backed by irrevocable and personal guarantee of Mr. Vijay Shekhar Sharma, Chairman, Managing Director and CEO. As on March 31, 2020, this was secured by way of hypothecation on the entire current assets, lien on mutual funds INR 1,400 and was backed by irrevocable and personal guarantee of Mr. Vijay Shekhar Sharma, Chairman, Managing Director and CEO. No working capital demand loan as on March 31, 2019.

(iii) As on June 30, 2020 and March 31, 2020, Term Loan (in INR) was in respect of point of sale (POS) machines. Principal amount of each tranche was repayable on a monthly basis in 11 equal monthly installments, with first installment starting from the subsequent month of respective tranche disbursement and each tranche i.e tranche-1, tranche-2 and tranche-3 carried different I-MCLR rate i.e. 8.55%, 8.35% and 8.25% respectively but with same spread i.e 1.2%. As on June 30, 2020, this was secured by way of hypothecation on the entire current assets, together with cash in hand, bank accounts and receivable (excluding Mutual Funds, FD & Bonds), lien on Fixed Deposits amounting to INR 1,400 and was backed by irrevocable and personal guarantee of Mr. Vijay Shekhar Sharma, Chairman, Managing Director and CEO. As on March 31, 2020, this was secured by way of hypothecation on the entire current assets, pledge on mutual funds INR 1,400 and was backed by irrevocable and personal guarantee of Mr. Vijay Shekhar Sharma, Chairman, Managing Director and CEO.

Changes in liabilities arising from financing activities

	June 30, 2021	June 30, 2020	March 31, 2021	March 31, 2020	March 31, 2019
<b>Lease Liabilities</b>					
Opening debt	671	2,194	2,194	2,361	1,240
Ind AS 116 transition adjustment	-	-	-	(20)	-
	<u>671</u>	<u>2,194</u>	<u>2,194</u>	<u>2,341</u>	<u>1,240</u>
Non cash adjustments#	324	(504)	(1,177)	144	1,162
Cash flows	(90)	(114)	(346)	(291)	(50)
Interest expense	16	48	123	218	217
Interest paid	(16)	(48)	(123)	(218)	(208)
<b>Closing debt</b>	<u>905</u>	<u>1,576</u>	<u>671</u>	<u>2,194</u>	<u>2,361</u>
#includes termination of leases					
<b>Borrowings</b>					
Opening debt	5,449	2,087	2,087	6,962	2,421
Acquired on business combination	-	-	-	-	31
Cash flows	(689)	447	3,362	(4,875)	4,510
Interest expense	80	50	216	253	107
Interest paid	(80)	(50)	(216)	(253)	(107)
<b>Closing debt</b>	<u>4,760</u>	<u>2,534</u>	<u>5,449</u>	<u>2,087</u>	<u>6,962</u>

	As at June 30, 2021	As at June 30, 2020	As at March 31, 2021	As at March 31, 2020	As at March 31, 2019
12 (b) Trade payables					
Current					
Trade payables#	5,124	4,339	5,384	5,220	6,689
Trade payables to related parties (refer note 26)	404	519	466	896	576
Trade payables to other party (refer note 38)	169	4	202	-	95
	<b>5,697</b>	<b>4,862</b>	<b>6,052</b>	<b>6,116</b>	<b>7,360</b>
# refer note 30 for MSMED disclosure.					
(i) Total Outstanding dues of micro and small enterprises	61	48	56	114	113
(ii) Total Outstanding dues other than (i) above	5,636	4,814	5,996	6,002	7,247
	<b>5,697</b>	<b>4,862</b>	<b>6,052</b>	<b>6,116</b>	<b>7,360</b>

Trade Payables ageing schedule as at June 30, 2021

Particulars	Unbilled Dues	Not due	Outstanding for following periods from due date of payment				Total
			less than 1 year	1-2 years	2-3 years	More than 3 years	
(i) MSME	-	3	22	14	1	1	41
(ii) Others	4,162	36	957	164	41	149	5,509
(iii) Disputed dues - MSME	-	-	1	17	1	1	20
(iv) Disputed dues - Others	-	-	15	52	32	28	127
<b>Total</b>	<b>4,162</b>	<b>39</b>	<b>995</b>	<b>247</b>	<b>75</b>	<b>179</b>	<b>5,697</b>

Trade Payables ageing schedule as at June 30, 2020

Particulars	Unbilled Dues	Not due	Outstanding for following periods from due date of payment				Total
			less than 1 year	1-2 years	2-3 years	More than 3 years	
(i) MSME	-	1	17	11	-	-	29
(ii) Others	3,371	226	855	50	101	30	4,633
(iii) Disputed dues - MSME	-	-	15	2	2	-	19
(iv) Disputed dues - Others	-	-	87	54	28	12	181
<b>Total</b>	<b>3,371</b>	<b>226</b>	<b>973</b>	<b>117</b>	<b>131</b>	<b>42</b>	<b>4,662</b>

Trade Payables ageing schedule as at March 31, 2021

Particulars	Unbilled Dues	Not due	Outstanding for following periods from due date of payment				Total
			less than 1 year	1-2 years	2-3 years	More than 3 years	
(i) MSME	-	11	2	12	1	1	27
(ii) Others	3,543	508	1,390	266	134	32	5,873
(iii) Disputed dues - MSME	-	-	-	27	2	-	29
(iv) Disputed dues - Others	-	-	13	63	24	23	123
<b>Total</b>	<b>3,543</b>	<b>519</b>	<b>1,405</b>	<b>368</b>	<b>161</b>	<b>56</b>	<b>6,052</b>

Trade Payables ageing schedule as at March 31, 2020

Particulars	Unbilled Dues	Not due	Outstanding for following periods from due date of payment				Total
			less than 1 year	1-2 years	2-3 years	More than 3 years	
(i) MSME	-	49	51	1	-	-	101
(ii) Others	2,716	1,164	1,406	384	68	49	5,787
(iii) Disputed dues - MSME	-	1	10	2	-	-	13
(iv) Disputed dues - Others	-	20	114	59	16	6	215
<b>Total</b>	<b>2,716</b>	<b>1,233</b>	<b>1,582</b>	<b>446</b>	<b>84</b>	<b>55</b>	<b>6,116</b>

Trade Payables ageing schedule as at March 31, 2019

Particulars	Unbilled Dues	Not due	Outstanding for following periods from due date of payment				Total
			less than 1 year	1-2 years	2-3 years	More than 3 years	
(i) MSME	-	60	49	-	-	-	109
(ii) Others	3,081	1,397	822	364	14	31	5,709
(iii) Disputed dues - MSME	-	1	3	-	-	-	4
(iv) Disputed dues - Others	-	1	1,502	24	10	1	1,538
<b>Total</b>	<b>3,081</b>	<b>1,459</b>	<b>2,376</b>	<b>388</b>	<b>24</b>	<b>32</b>	<b>7,360</b>

	As at June 30, 2021	As at June 30, 2020	As at March 31, 2021	As at March 31, 2020	As at March 31, 2019
<b>12 (c) Other financial liabilities</b>					
<b>Current</b>					
Payable to merchants#	7,881	4,696	527	300	5,686
Payable on purchase of fixed assets	104	5	217	9	422
Payable on purchase of fixed assets- related parties (Refer note 26)	-	1	-	-	-
Employee benefits payable	730	1,359	1,369	1,183	594
Other amount received from customers	1,904	907	2,016	603	250
Other amount received from customers- related parties (refer note 26)	-	-	*	-	*
Clients and Exchanges payables	1,314	2	693	*	-
Others	240	163	190	167	90
Others- related parties (refer note 26)	105	-	83	-	-
Others- Other party (refer note 38)	18	94	58	71	6
	<b>12,296</b>	<b>7,227</b>	<b>5,153</b>	<b>2,333</b>	<b>7,048</b>

\*Amount below rounding off norms adopted by the Group

#The Holding Company uses a Nodal Account to receive money through debit/credit card and net banking transactions towards all transactions happening on its portal, as well as to settle the respective merchants liabilities. The amounts collected but yet to be transferred to merchants are netted off with nodal account having balance of INR 2,974 (June 30, 2020: INR 1,712 ; March 31, 2021: INR 8,455; March 31, 2020: INR 4,273; March 31, 2019: INR 1,972). Gross payable to merchant includes payable to related parties (refer note 26) INR 1,106 (June 30, 2020: INR 767; March 31, 2021: INR 722; March 2020: INR 132; March 2019: INR 2,414) and payable to other party (refer note 38) INR Nil (June 30, 2020: Nil; March 31, 2021: INR Nil; March 2020: INR Nil; March 2019: INR 426) .

Terms and conditions of the above financial liabilities:

(i) Trade and other payables are non-interest bearing and generally carry credit period of 30 days.

Note: All financial liabilities are carried at amortised cost

**13 (a). Other current liabilities**

	As at June 30, 2021	As at June 30, 2020	As at March 31, 2021	As at March 31, 2020	As at March 31, 2019
<b>Statutory dues payable:</b>					
Tax deducted at source payable	361	94	526	283	320
GST Payable	1,507	1,429	1,852	1,505	1,169
Tax collected at source payable	63	60	68	69	68
Provident fund payable	43	18	58	22	18
Other statutory dues	47	53	58	55	7
Other payable - related parties (refer note 26)	89	32	81	79	-
Other payable	-	37	-	-	10
	<b>2,110</b>	<b>1,723</b>	<b>2,643</b>	<b>2,013</b>	<b>1,592</b>

**13(b). Contract liabilities**

	As at June 30, 2021	As at June 30, 2020	As at March 31, 2021	As at March 31, 2020	As at March 31, 2019
<b>Non Current</b>					
Contract liabilities	3,876	5,010	4,119	3,423	-
	<b>3,876</b>	<b>5,010</b>	<b>4,119</b>	<b>3,423</b>	<b>-</b>
<b>Current</b>					
Contract liabilities	1,724	1,359	1,581	3,181	3,529
	<b>1,724</b>	<b>1,359</b>	<b>1,581</b>	<b>3,181</b>	<b>3,529</b>

(i) For related party and other party balances, refer note 26 and 38, respectively.

**Revenue recognized in relation to carried forward contract liabilities**

	As at June 30, 2021	As at June 30, 2020	As at March 31, 2021	As at March 31, 2020	As at March 31, 2019
Contract liabilities recognised as revenue during the period / year	220	238	1,117	3,382	293
	<b>220</b>	<b>238</b>	<b>1,117</b>	<b>3,382</b>	<b>293</b>

	For the three months period ended	For the three months period ended	Year ended	Year ended	Year ended
	June 30, 2021	June 30, 2020	March 31, 2021	March 31, 2020	March 31, 2019
<b>14. Revenue from operations</b>					
<b>Revenue from contracts with customers</b>					
Sale of services	8,908	5,512	28,024	30,256	32,320
<b>Other operating revenue</b>					
Recovery of marketing expense	-	-	-	2,552	-
	<u>8,908</u>	<u>5,512</u>	<u>28,024</u>	<u>32,808</u>	<u>32,320</u>
<b>Disaggregated details of revenue:</b>					
(i) Nature of services					
Payment and financial services	6,894	4,298	21,092	19,068	16,955
Commerce and cloud services	2,014	1,214	6,932	11,188	15,365
	<u>8,908</u>	<u>5,512</u>	<u>28,024</u>	<u>30,256</u>	<u>32,320</u>
(ii) Timing of revenue recognition					
Services provided at a point in time	8,520	5,336	27,069	29,849	32,277
Services provided over time	388	176	955	407	43
	<u>8,908</u>	<u>5,512</u>	<u>28,024</u>	<u>30,256</u>	<u>32,320</u>
<b>15. Other income</b>					
Interest income					
-on bank deposits	379	365	1,660	350	136
-Interest on Income tax refund	1	2	251	87	50
-Interest on Inter corporate loans - measured at amortized cost	35	5	23	142	8
-Interest Income on unwinding of discount - financial assets measured at amortized cost	23	84	218	334	457
-Interest Income on debentures -measured at amortized cost	26	178	459	101	502
- Interest income on security deposit	15	16	87	-	-
Fair value gain on financial instruments measured at FVTPL (net)	73	269	899	1,353	2,189
Profit on sale of property, plant and equipment (net)	*	4	18	12	10
Liabilities / Provision no longer required written back	2	4	30	51	59
Exchange differences (net)	-	-	-	48	23
Miscellaneous Income	18	55	199	121	43
	<u>572</u>	<u>982</u>	<u>3,844</u>	<u>2,599</u>	<u>3,477</u>
<b>16. Employee benefits expense</b>					
Salaries, bonus and incentives	2,928	2,336	10,304	8,876	6,379
Contribution to provident and other funds	81	44	290	178	153
Share based payment expenses (refer note 25)	390	105	1,125	1,661	1,546
Leave encashment expense	66	(374)	(19)	236	205
Gratuity expenses (refer note 27)	29	25	106	82	80
Staff welfare expenses	13	2	43	160	199
	<u>3,507</u>	<u>2,138</u>	<u>11,849</u>	<u>11,193</u>	<u>8,562</u>
<b>17. Finance costs</b>					
Interest					
- Interest and finance charges on lease liabilities	16	48	123	218	217
- on borrowings at amortised cost	80	50	216	253	107
- Interest on late deposit on statutory dues	1	1	1	*	4
- on others	*	3	8	14	14
	<u>97</u>	<u>102</u>	<u>348</u>	<u>485</u>	<u>342</u>
*Amount below rounding off norms adopted by the Group					
<b>18. Depreciation and amortization expense</b>					
Depreciation of property, plant and equipment	338	291	1,458	1,226	743
Depreciation on right-of-use-assets*	52	102	256	270	128
Amortisation of intangible assets	19	10	71	249	245
	<u>409</u>	<u>403</u>	<u>1,785</u>	<u>1,745</u>	<u>1,116</u>

\*This amount is net of cross charge of INR 1 (June 30, 2020: INR 3; March 31, 2021: INR 5; March 31, 2020: INR 77; March 31, 2019: INR 187) (refer note 3(b)).

	For the three months period ended	For the three months period ended	Year ended	Year ended	Year ended
	June 30, 2021	June 30, 2020	March 31, 2021	March 31, 2020	March 31, 2019
<b>19. Other expenses</b>					
Connectivity and content fees	435	260	1,819	1,561	1,071
Legal and professional fees	218	163	783	768	938
Subcontract expenses	170	195	692	2,218	2,722
Contest, ticketing and FASTag expenses	89	121	681	1,221	680
Logistic, deployment & collection cost	67	16	374	153	38
Provision for advances	3	9	19	65	18
Loss allowance for financial assets	138	133	428	320	310
Trade receivables/advance written off	*	6	67	18	16
Repair and maintenance	52	55	198	311	319
Insurance	27	17	119	73	91
Rent (Refer Note 29)	32	12	92	148	128
Communication costs	10	16	76	82	81
Rates and taxes	1	21	78	61	106
Traveling and conveyance	8	11	56	413	491
Exchange differences (net)	45	16	36	-	-
Payment to auditor (Refer details below)	32	8	35	29	28
Bank Charges	4	5	30	51	36
Goods and services tax expense off	5	2	11	21	79
Corporate Social Responsibility (CSR) expenditure (refer note 45)	10	2	4	8	16
Property, plant and equipment and intangible assets written off	*	1	3	2	223
Miscellaneous expenses	64	54	256	203	275
	<b>1,410</b>	<b>1,123</b>	<b>5,857</b>	<b>7,726</b>	<b>7,666</b>

**Payment to Auditors#**

	For the three months period ended	For the three months period ended	Year ended	Year ended	Year ended
	June 30, 2021	June 30, 2020	March 31, 2021	March 31, 2020	March 31, 2019
<b>As auditors</b>					
-Audit fee	19	6	21	21	19
-Tax audit fee	*	*	1	1	*
-Limited Review (Including fee paid to previous auditors in the year ended March 31, 2019)	-	2	10	5	8
<b>In other capacity</b>					
-Other Services (Certification fees and IPO related services)	28	*	3	2	1
-Reimbursement of expenses (Including amount paid to previous auditors in the year ended March 31, 2019)	*	*	*	*	*
<b>Other adjustments **</b>	(15)	-	-	-	-
	<b>32</b>	<b>8</b>	<b>35</b>	<b>29</b>	<b>28</b>

\*Amount below rounding off norms adopted by the Group

#Includes payment to auditors of subsidiaries.

\*\*Other adjustment include amount of INR 14 recoverable from selling shareholder and INR 1 grouped in Prepayments. Refer Note 44.

	For the three months period ended	For the three months period ended	Year ended	Year ended	Year ended
	June 30, 2021	June 30, 2020	March 31, 2021	March 31, 2020	March 31, 2019
<b>20. Exceptional items</b>					
Gain on sale of Gaming business (refer notes (f) below)	-	-	-	-	422
Gain / (Loss) on sale of investment in associates and subsidiaries (refer note (c), (d) and (e) below)	-	20	19	(103)	-
Provision for impairment of investments in associates (refer notes (a) below)	-	(100)	(300)	(100)	(46)
Impairment of Goodwill and intangible assets (refer note (b) below and note 36)	(24)	-	-	(2,844)	(1,201)
	<b>(24)</b>	<b>(80)</b>	<b>(281)</b>	<b>(3,047)</b>	<b>(825)</b>

- a) The Group basis its assessment of future business projections of its associates, Eatgood Technologies Private Limited and Loginext Solutions Private Limited, has recognized provision of INR Nil (June 30, 2020: INR 100; March 31, 2021: INR 300; March 2020: INR Nil; March 2019: Nil) and INR Nil (June 30, 2020: INR Nil; March 31, 2021: INR Nil; March 2020: INR 100; March 2019: 46) respectively for impairment in the carrying value of its investment. Further, during the year ended March 31, 2021, the Group ceased to have significant influence over Loginext Solutions Private Limited and the interest held in the entity has been recognised at its fair value.
- b) The Group basis its assessment of future business projections of its subsidiaries i.e. Orbgen Technologies Private Limited, Little Internet Private Limited, Paytm Services Private Limited (Formerly known as Balance Technology Private Limited) and Cube 26 Software Private Limited had recognized provision for impairment in the carrying value of its goodwill of 24 (June 30, 2020: Nil; March 31, 2021: INR Nil; March 31, 2020: INR 154; March 31, 2019: INR 674), Nil (June 30, 2020: Nil; March 31, 2020: INR 2,309; March 31, 2019: INR 510), Nil (June 30, 2020: Nil; March 31, 2021: INR Nil; March 31, 2020: INR Nil; March 31, 2019: INR 15), Nil (June 30, 2020: Nil; March 31, 2021: INR Nil; March 31, 2020: INR Nil; March 31, 2019: INR 2) and of its intangible assets of Nil (June 30, 2020: Nil; March 31, 2021: INR Nil; March 31, 2020: INR 33; March 31, 2019: INR Nil), Nil (June 30, 2020: ; March 31, 2021: INR Nil; March 31, 2020: INR 348; March 31, 2019: INR Nil), Nil (June 30, 2020: ; March 31, 2021: INR Nil; March 31, 2020: INR Nil), Nil (June 30, 2020: ; March 31, 2021: INR Nil; March 31, 2020: INR Nil; March 31, 2019: INR Nil), respectively, which has been shown as exceptional item in the Restated Consolidated Statement of Profit and Loss. The impairment loss for Orbgen Technologies Private Limited and Little Internet Private Limited was based on the equity value calculated based on cash flow projections with the business plan used for impairment testing using discounted cash flow method (refer note 36).
- c) During year ended March 31, 2021, the Group has lost its control on its two subsidiaries i.e. Paytm Insuretech Private Limited (Formerly known as QorIQ Private Limited) (PIPL) and Paytm Financial Services Limited (PFSL) on dilution of its interest in these entities. The Group has recognised the remaining interest held in these entities on fair value and recognised gain of INR 20 (June 30, 2020: INR 20) and loss of INR 1 for PIPL and PFSL, respectively.
- d) During the year ended March 31, 2020, the Holding Company had entered into a Share Purchase Agreement to acquire 40% stake in Blueface Technologies Private Limited ('Blueface') and had invested INR 99 for acquisition of 40% holding. Further during the year ended March 31, 2020, the Holding Company had sold its 40% stake in Blueface Technologies Private Limited ('Blueface') for a cash consideration of INR \* and recognized a loss of INR 98.
- e) During the year ended March 31, 2020, on September 10, 2019, the Holding Company entered into a sale agreement to dispose of its investment in subsidiary Cube26 Software Private Limited resulting in loss of INR 5.
- f) On April 9, 2018, shareholders of the Holding Company approved the transfer of online gaming business on a going concern basis by way of slump sale, to Paytm First Games Private Limited (formerly known as Gamepind Entertainment Private Limited). Paytm First Games Private Limited, is an Indian joint venture company with 55% shares held by Paytm Entertainment Limited (wholly owned subsidiary of the Holding Company) and 45% shares held by AGTech Media Holdings Limited. The Holding Company had transferred its online gaming business on June 1, 2018 to Paytm First Games Private Limited on a going concern basis for a consideration of INR 339. The net liabilities of the business transferred were INR 83. The Group had recognised a gain of INR 422 which has been disclosed as exceptional gain in the Restated Consolidated Statement of Profit and Loss for the year ended March 31, 2019.

\*Amount below rounding off norms adopted by the Group

**21. Earnings per shares (EPS)**

Basic EPS are calculated by dividing the profit / (loss) for the period / year attributable to equity holders of the parent by the weighted average number of equity shares outstanding during the period / year, excluding the treasury shares.

Diluted EPS are calculated by dividing the profit / (loss) attributable to equity holders of the parent by the weighted average number of equity shares outstanding during the period / year, excluding the treasury shares, plus the weighted average number of equity shares that would be issued on conversion of all the dilutive potential equity shares into equity shares.

The following reflects the income and share data used in the basic and diluted EPS computations:

	For the three months period ended	For the three months period ended	Year ended	Year ended	Year ended
	June 30, 2021	June 30, 2020	March 31, 2021	March 31, 2020	March 31, 2019
<b>Restated Loss attributable to equity holders for basic and diluted earnings</b>					
Continuing operations	(3,802)	(2,819)	(16,961)	(28,422)	(41,763)
Discontinued operations	-	-	-	-	(53)
	<b>(3,802)</b>	<b>(2,819)</b>	<b>(16,961)</b>	<b>(28,422)</b>	<b>(41,816)</b>
Weighted average number of equity shares for basic and diluted EPS*	602,941,300	601,887,060	602,098,370	582,258,280	560,879,960
<b>Earnings per share for continuing operations</b>					
Restated Basic and Diluted earnings per equity share (INR per share of INR 1 each)**	(6)	(5)	(28)	(49)	(74)
<b>Earnings per share for discontinued operations</b>					
Restated Basic and Diluted earnings per equity share (INR per share of INR 1 each)**	-	-	-	-	A
<b>Earnings per share for continuing and discontinued operations</b>					
Restated Basic and Diluted earnings per equity share (INR per share of INR 1 each)**	<b>(6)</b>	<b>(5)</b>	<b>(28)</b>	<b>(49)</b>	<b>(75)</b>

\* Pursuant to the approval of the shareholders at the Annual General Meeting of the Holding Company held on June 30, 2021, each equity share of face value of INR 10 per share was sub-divided into ten equity shares of face value of INR 1 per share, with effect from record date, i.e., June 30, 2021. Consequently, the basic and diluted earnings per share have been computed for all periods presented in the Restated Consolidated Financial Information of the Group, its joint ventures and its associates on the basis of the new number of equity shares in accordance with Ind AS 33, Earning per share.

\*\* In view of losses during the period / year ended June 30, 2021, June 30, 2020, March 31, 2021, March 31, 2020 and March 31, 2019, the options which are anti-dilutive have been ignored in the calculation of diluted earnings per share. Accordingly, there is no variation between basic and diluted earnings per share.

A Actual amount is INR 0.09

## 22. Significant accounting judgements, estimates and assumptions

The preparation of the Group's Restated Consolidated Financial Information requires management to make judgements, estimates and assumptions that affect the reported amounts of revenues, expenses, assets and liabilities, and the accompanying disclosures, and the disclosure of contingent liabilities. Uncertainty about these assumptions and estimates could result in outcomes that require a material adjustment to the carrying amount of assets or liabilities affected in future periods.

### Estimates and assumptions

The key assumptions concerning the future and other key sources of estimation uncertainty at the reporting date, that have a significant risk of causing a material adjustment to the carrying amounts of assets and liabilities within the next 12 months, are described below.

### Deferred taxes and Income taxes

Deferred tax assets can be recognised for deductible temporary differences (including unused tax losses) only to the extent that it is probable that taxable profit will be available against which the deductible temporary difference can be utilized. Most of the companies forming part of the Group are yet to generate operating profits, Management has assessed that as at June 30, 2021 it is not probable that such deferred tax assets can be realised in excess of available taxable temporary differences. Management re-assesses unrecognized deferred tax assets at each reporting date and recognizes to the extent that it has become probable that future taxable profits will allow the deferred tax asset to be recovered. For details about deferred tax assets, refer note 28.

During FY 2019-20 (AY 2020-21) a shareholder of the Holding Company holding 30.33% of shares of the Holding Company has transferred its shareholding to its group company (both entities being 100% subsidiaries of the same ultimate parent entity). Based on advice from the Holding Company's tax experts, Management has assessed that a mere change in shareholding within the same group will not be an affirmative position to say that the shareholding has been changed. Further, since the shares of the Holding Company carrying not less than fifty-one per cent of the voting power were beneficially held by persons, i.e. ultimate holding company of the aforesaid entities, who beneficially held shares of the Holding Company carrying not less than fifty-one per cent of the voting power on the last day of the year or years in which the loss was incurred, the Holding Company shall be entitled to carry forward and set off these losses against the taxable income of the further years in accordance with the provisions of Section 79 of the Income Tax Act, 1961 (refer note 28).

### Defined benefit plans (gratuity benefits)

The cost of the defined benefit gratuity plan and the present value of the gratuity obligation are determined using actuarial valuations. An actuarial valuation involves making various assumptions that may differ from actual developments in the future. These include the determination of the discount rate, future salary increases and mortality rates. Due to the complexities involved in the valuation and its long-term nature, a defined benefit obligation is highly sensitive to changes in these assumptions. All assumptions are reviewed at each reporting date.

In determining the appropriate discount rate for plans operated, the management considers the interest rates of government bonds. The mortality rate is based on publicly available mortality tables. The mortality tables tend to change only at interval in response to demographic changes. Future salary increases and gratuity increases are based on expected future inflation rates. For further details about gratuity obligations, refer note 27.

### Fair value measurement of financial instruments

When the fair values of financial assets and financial liabilities recorded in the Restated Consolidated Statement of Assets and Liabilities cannot be measured based on quoted prices in active markets, their fair value is measured using valuation techniques including the DCF model, Price of Recent Investment (PORI) method and Comparable Company Multiples (CCM) method. The inputs to these models are taken from observable markets where possible, but where this is not feasible, a degree of judgement is required in establishing fair values. For further details about Fair value measurement, refer note 31.

### Impairment of financial assets

The Group assesses on a forward looking basis the expected credit risks associated with its assets carried at amortized cost. The impairment methodology applied depends on whether there has been a significant increase in credit risk. Note 32 details how the Group determines whether there has been a significant increase in credit risk.

### Impairment reviews

Goodwill is tested for impairment at-least on an annual basis and when events that occur / changes in circumstances - indicate that the recoverable amount of the CGU is less than its carrying value. In calculating the value in use, the Group is required to make judgements, estimates and assumptions inter-alia concerning the growth in EBITDA, long-term growth rates; discount rates to reflect the risks involved. Also, judgement is involved in determining the CGU for allocation of the goodwill. For details about impairment reviews, refer note 36.

### Incentives

The Group provide incentives to users in various forms including cashbacks to promote its platform. Incentives to users to whom the Group has a performance obligation is recorded as a reduction of revenue to the extent of the revenue earned. For the incentives to other transacting users to whom the Group has no performance obligation, management is required to determine whether the incentives are in substance a payment on behalf of the merchants and should therefore be recorded as a reduction of revenue or as marketing and promotion expenses. Some of the factors considered in management's evaluation of such incentives being payments on behalf of merchants include whether the incentives are given at the Group's discretion, contractual agreements with the merchants, business strategy and objectives and design of the incentive program(s), etc.

23. Group information

A. Entities over which Group exercises control

The details of Group's subsidiaries are set out below. Unless otherwise stated, they have share capital consisting solely of equity shares that are held directly by the Group, and the proportion of ownership interests held equals the voting rights held by the Group.

The Restated Consolidated Financial Information of the Group includes subsidiaries listed in the table below:

Name	Country of incorporation/ Place of business	Ownership interest held by the group					Ownership interest held by non-controlling interest				
		As at June 30, 2021	As at June 30, 2020	As at March 31, 2021	As at March 31, 2020	As at March 31, 2019	As at June 30, 2021	As at June 30, 2020	As at March 31, 2021	As at March 31, 2020	As at March 31, 2019
<b>Indian subsidiaries</b>											
One97 Communications India Limited	India	100.00%	100.00%	100.00%	100.00%	100.00%	-	-	-	-	-
Paytm Financial Services Limited (till February 22, 2021) (refer note (ii) below)	India	-	100.00%	-	-	100.00%	-	-	-	-	-
Wasteland Entertainment Private Limited	India	100.00%	100.00%	100.00%	100.00%	100.00%	-	-	-	-	-
Mobiquest Mobile Technologies Private Limited ('MQ') (refer note (i) below)	India	65.71%	54.90%	65.71%	54.90%	54.90%	34.29%	45.10%	34.29%	45.10%	45.10%
Ujja Money Private Limited ('Ujja')	India	67.47%	67.47%	67.47%	67.47%	61.80%	32.53%	32.53%	32.53%	32.53%	38.20%
Little Internet Private Limited ('Little')	India	62.53%	62.53%	62.53%	62.53%	62.53%	37.47%	37.47%	37.47%	37.47%	37.47%
Paytm Entertainment Limited	India	100.00%	100.00%	100.00%	100.00%	100.00%	-	-	-	-	-
Paytm Money Limited	India	100.00%	100.00%	100.00%	100.00%	100.00%	-	-	-	-	-
Cube26 Software Private Limited (from November 1, 2018 till September 19, 2019)	India	-	-	-	-	100.00%	-	-	-	-	-
Paytm Insuretech Private Limited (Formerly known as QRQL Private Limited) (from June 01, 2018 till June 17, 2020) (refer note (ii) below)	India	-	-	-	100.00%	100.00%	-	-	-	-	-
Odghen Technologies Private Limited (w.e.f. June 01, 2018)	India	100.00%	100.00%	100.00%	100.00%	100.00%	-	-	-	-	-
Paytm Services Private Limited (Formerly known as Balance Technology Private Limited) (w.e.f. July 31, 2018)	India	100.00%	100.00%	100.00%	100.00%	100.00%	-	-	-	-	-
Paytm Payments Services Limited (w.e.f. October 10, 2020)	India	100.00%	-	100.00%	-	-	-	-	-	-	-
Paytm Insurance Broking Private Limited (w.e.f. September 28, 2019)	India	100.00%	100.00%	100.00%	100.00%	100.00%	-	-	-	-	-
<b>Foreign Subsidiaries</b>											
One97 Communications Nigeria Limited	Nigeria	100.00%	100.00%	100.00%	100.00%	100.00%	-	-	-	-	-
One97 Communications FZ-LLC	Dubai	100.00%	100.00%	100.00%	100.00%	100.00%	-	-	-	-	-
One97 Communications Singapore Private Limited ('OCSPL')	Singapore	100.00%	100.00%	100.00%	100.00%	100.00%	-	-	-	-	-
One97 USA Inc.	USA	100.00%	100.00%	100.00%	100.00%	100.00%	-	-	-	-	-
<b>Subsidiaries of Subsidiaries</b>											
One97 Communications Rwanda Private Limited (subsidiary of OCSPL)	Rwanda	100.00%	100.00%	100.00%	100.00%	100.00%	-	-	-	-	-
One97 Communications Tanzania Private Limited (subsidiary of OCSPL)	Tanzania	100.00%	100.00%	100.00%	100.00%	100.00%	-	-	-	-	-
One97 Communications Bangladesh Private Limited (subsidiary of OCSPL)	Bangladesh	70.00%	70.00%	70.00%	70.00%	70.00%	30.00%	30.00%	30.00%	30.00%	30.00%
One97 Uganda Limited (subsidiary of OCSPL)	Uganda	100.00%	100.00%	100.00%	100.00%	100.00%	-	-	-	-	-
One97 Ivory Coast SA (subsidiary of OCSPL)	Ivory Coast	100.00%	100.00%	100.00%	100.00%	100.00%	-	-	-	-	-
One97 Benin SA (subsidiary of OCSPL)	Benin	100.00%	100.00%	100.00%	100.00%	100.00%	-	-	-	-	-
Paytm Labs Inc. (subsidiary of OCSPL)	Canada	100.00%	100.00%	100.00%	100.00%	100.00%	-	-	-	-	-
One97 Communications Malaysia Sdn. Bdn (subsidiary of OCSPL)	Malaysia	100.00%	100.00%	100.00%	100.00%	100.00%	-	-	-	-	-
Xceed IT Solution Private Limited (subsidiary of MQ)	India	65.71%	54.90%	65.71%	54.90%	54.90%	34.29%	45.10%	34.29%	45.10%	45.10%
Nearbuy India Private Limited (subsidiary of Little)	India	62.53%	62.53%	62.53%	62.53%	37.47%	37.47%	37.47%	37.47%	37.47%	37.47%
One Nine Seven Communication Nepal Private Limited (w.e.f. November 20, 2018) (subsidiary of OCSPL)	Nepal	100.00%	100.00%	100.00%	100.00%	100.00%	-	-	-	-	-
One Nine Seven Digital Solutions Ltd (w.e.f. June 2, 2019) (subsidiary of OCSPL)	Kenya	100.00%	100.00%	100.00%	100.00%	-	-	-	-	-	-
Fincollect Services Private Limited (w.e.f. September 25, 2019) (subsidiary of Ujja)	India	67.47%	67.47%	67.47%	67.47%	-	32.53%	32.53%	32.53%	32.53%	-
One Nine Seven Communications Saudi Arabia For Communication and Information Technology (w.e.f. December 25, 2019) (subsidiary of OCSPL)	Saudi	100.00%	100.00%	100.00%	100.00%	-	-	-	-	-	-

B. Entities over which Group exercise significant influence - Associates

The entities listed below have share capital consisting solely of equity shares which are held directly by the group. The proportion of ownership interest is the same as the proportion of voting rights held except otherwise stated.

Name	Country of incorporation/ Place of business	% equity interest					Accounting method
		As at June 30, 2021	As at June 30, 2020	As at March 31, 2021	As at March 31, 2020	As at March 31, 2019	
Paytm Payments Bank Limited (refer note (vi) below)	India	49.00%	49.00%	49.00%	49.00%	49.00%	Equity method
Paytm Insuretech Private Limited (Formerly known as QRQL Private Limited) (Till May 31, 2018 - w.e.f. June 18, 2020) (refer note (ii) below)	India	48.98%	48.98%	48.98%	-	-	Equity method
Paytm General Insurance Limited	India	49.00%	49.00%	49.00%	49.00%	49.00%	Equity method
Paytm Life Insurance Limited	India	49.00%	49.00%	49.00%	49.00%	49.00%	Equity method
Paytm Financial Services Limited (w.e.f. February 23, 2021) (refer note (ii) below)	India	48.78%	-	48.78%	-	-	Equity method
Foster Payment Networks Private Limited (w.e.f. March 26, 2021) (subsidiary of Paytm Financial Services Limited)	India	48.80%	-	48.80%	-	-	Equity method
Infinity Transoft Solution Private Limited (refer note (i) below) (w.e.f. August 16, 2019)	India	26.57%	26.57%	26.57%	26.57%	-	Equity method
Eatgood Technologies Private Limited (w.e.f. December 2, 2019) (refer note (i) below)	India	22.20%	20.20%	22.20%	20.20%	-	Equity method
Logiquest Solutions Private Limited (till January 1, 2021) (refer note (iii) below)	India	-	31.40%	-	31.40%	31.40%	Equity method
Socomo Technologies Private Limited (refer note (i) below)	India	11.32%	11.32%	11.32%	11.32%	11.32%	Equity method
Blueface Technologies Private Limited (w.e.f. April 26, 2019 till February 10, 2020)	India	-	-	-	-	-	Equity method

C. Joint Ventures of Paytm Entertainment Limited

Name	Country of incorporation/ Place of business	% equity interest					Accounting method
		As at June 30, 2021	As at June 30, 2020	As at March 31, 2021	As at March 31, 2020*	As at March 31, 2019	
Paytm First Games Private Limited (formerly known as Gamepind Entertainment Private Limited) (Paytm First) (refer note (v) below)	India	55.00%	55.00%	55.00%	56.93%	55.00%	Equity method
Paytm First Games Singapore Pte. Ltd. (w.e.f. January 2, 2020) (wholly owned subsidiary of Paytm First Games Private Limited) (refer note (v) below)	Singapore	55.00%	55.00%	55.00%	56.93%	-	Equity method
Paytm Technology (Beijing) Co., Ltd. (w.e.f. October 13, 2020) (wholly owned subsidiary of Paytm First Games Private Limited) (refer note (vi) below)	China	55.00%	-	55.00%	-	-	Equity method

\*Due to timing difference for allotment of shares at the year end between Joint Venture partner, the shareholding had temporarily changed as at March 31, 2020. Since, this was a temporary position, the equity accounting has been done considering 55% shareholding.

D. Entities having significant influence over the Group :-

- SAIF III Mauritius Company Limited
- SAIF Partners India V Limited
- SAIF Partners India IV Limited
- Elevation Capital V FII Holdings Limited (Formerly known as SAIF India V FII Holdings Limited)
- Alipay Singapore E-Commerce Private Limited (till January 7, 2020)
- Alibaba.com Singapore E-Commerce Private Limited
- Alipay Labs (Singapore) Pte Limited
- SVF India Holdings (Cayman) Limited
- ANTFIN (Netherlands) Holding B.V. (from January 8, 2020)

Notes:

- (i) The entities have issued preference shares as well to the Holding Company.
- (ii) The Group lost its control over the entity on dilution of interest, however, the Holding Company still exercises significant influence over the same.
- (iii) During the year ended March 31, 2021, the Group ceased to have significant influence over the entity.
- (iv) As per Banking Regulation Act, 1949, voting rights in a banking company are capped at 26% in case the investor holds more than 26% in the bank.
- (v) The entity is into business of online gaming. It is a strategic investment which utilises group's knowledge and expertise in online space.
- (vi) The company was incorporated on October 13, 2020. As on June 30, 2021, no investment is made in the company.

24. Investment in an Associates and Joint ventures

A. The following table illustrates the summarised financial information of the Group's investment in Associates.

As at June 30, 2021

Particulars	Paytm Payments Bank Limited	Paytm General Insurance Limited	Paytm Life Insurance Limited	Infinity Transoft Private Limited	Eatgood Technologies Private Limited	Paytm Financials Services Limited	Paytm Insuretech Private Limited	Total
Current assets	57,454	*	1	46	97	909	21	58,529
Non-current assets	7,367	-	-	16	35	*	*	7,418
Current liabilities	(37,371)	(72)	*	(21)	(58)	(820)	(1)	(38,343)
Non-current liabilities	(22,539)	(2)	-	(106)	(9)	-	*	(22,656)
Employee share based payment reserve	(793)	-	-	-	-	-	-	(793)
Non-controlling interest	-	-	-	-	-	(51)	-	(51)
<b>Equity</b>	<b>4,118</b>	<b>(74)</b>	<b>1</b>	<b>(65)</b>	<b>65</b>	<b>39</b>	<b>20</b>	<b>4,104</b>
Proportion of the Group's ownership	49.00%	49.00%	49.00%	26.57%	22.20%	48.78%	48.98%	-
Group's share in equity	2,022	-	*	(17)	15	19	10	2,049
Goodwill/ (Capital Reserves)	-	-	-	103	487	-	(10)	580
Provision for impairment of investment	-	-	-	-	(300)	-	-	(300)
<b>Total Carrying amount of the investment#</b>	<b>2,022</b>	<b>-</b>	<b>-</b>	<b>86</b>	<b>202</b>	<b>19</b>	<b>-</b>	<b>2,329</b>

For the year ended June 30, 2021

Particulars	Paytm Payments Bank Limited	Paytm General Insurance Limited	Paytm Life Insurance Limited	Infinity Transoft Private Limited	Eatgood Technologies Private Limited	Paytm Financials Services Limited	Paytm Insuretech Private Limited	Total
Revenue	4,030	-	-	8	102	7	2	4,149
Restated Total comprehensive income/ (loss) for the period	32	(12)	*	(3)	(8)	(1)	*	8
<b>Group's share of restated profit / (loss) for the period</b>	<b>16</b>	<b>-</b>	<b>*</b>	<b>*</b>	<b>(3)</b>	<b>*</b>	<b>-</b>	<b>12</b>
Unrecognised share of restated losses	-	6	-	-	-	-	*	6
Contingent Liabilities, commitments and guarantees	-	-	-	-	-	-	-	-

#The Group recognizes share of losses on associates to the extent of its interest, post which the Group discontinues recognizing its further losses.

As at June 30, 2020

Particulars	Paytm Payments Bank Limited	Paytm General Insurance Limited	Paytm Life Insurance Limited	Infinity Transoft Private Limited	Eatgood Technologies Private Limited	Paytm Insuretech Private Limited	Total
Current assets	43,320	13	1	85	149	22	43,590
Non-current assets	5,560	-	-	8	47	-	5,615
Current liabilities	(30,951)	(29)	*	(19)	(119)	(1)	(31,119)
Non-current liabilities	(13,049)	*	-	(106)	(11)	-	(13,166)
Employee share based payment reserve	(577)	-	-	-	-	-	(577)
Non-controlling interest	-	-	-	-	-	-	-
<b>Equity</b>	<b>4,303</b>	<b>(16)</b>	<b>1</b>	<b>(32)</b>	<b>66</b>	<b>21</b>	<b>4,343</b>
Proportion of the Group's ownership	49.00%	49.00%	49.00%	26.57%	20.20%	48.98%	-
Group's share in equity	2,113	-	*	(9)	13	10	2,129
Goodwill/ (Capital Reserves)	-	-	-	103	436	(10)	529
Provision for impairment of investment	-	-	-	-	100	-	100
<b>Total Carrying amount of the investment#</b>	<b>2,113</b>	<b>-</b>	<b>*</b>	<b>94</b>	<b>349</b>	<b>-</b>	<b>2,556</b>

For the year ended June 30, 2020

Particulars	Paytm Payments Bank Limited	Paytm General Insurance Limited	Paytm Life Insurance Limited	Infinity Transoft Private Limited	Eatgood Technologies Private Limited	Paytm Insuretech Private Limited	Total
Revenue	3,856	-	-	2	114	-	3,972
Restated Total comprehensive income/ (loss) for the period	405	(25)	*	(10)	(40)	*	330
<b>Group's share of restated profit / (loss) for the period</b>	<b>199</b>	<b>(5)</b>	<b>*</b>	<b>(3)</b>	<b>(8)</b>	<b>-</b>	<b>183</b>
Unrecognised share of restated losses	-	(7)	-	-	-	*	(7)
Contingent Liabilities, commitments and guarantees	-	-	-	-	-	-	-

#The Group recognizes share of losses on associates to the extent of its interest, post which the Group discontinues recognizing its further losses.

\*Amount below rounding off norms adopted by the Group



**One97 Communications Limited**  
**CIN: U72200DL2000PLC108985**  
**Annexure V - Notes to the Restated Consolidated Financial Information**  
**(Amounts in INR Million, unless otherwise stated)**

**As at March 31, 2021**

Particulars	Paytm Payments Bank Limited	Paytm General Insurance Limited	Paytm Life Insurance Limited	Infinity Transoft Private Limited	Eatgood Technologies Private Limited	Paytm Financials Services Limited	Paytm Insuretech Private Limited	Total
Current assets	57,877	*	1	42	136	904	21	58,981
Non-current assets	5,838	-	-	-	44	*	*	5,907
Current liabilities	(33,101)	(59)	*	(23)	(92)	(813)	(1)	(34,089)
Non-current liabilities	(25,789)	(1)	-	(107)	(8)	-	-	(25,905)
Employee share based payment reserve	(738)	-	-	-	-	-	-	(738)
Non-controlling interest	-	-	-	-	-	(50)	-	(50)
<b>Equity</b>	<b>4,087</b>	<b>(60)</b>	<b>1</b>	<b>(63)</b>	<b>80</b>	<b>41</b>	<b>20</b>	<b>4,106</b>
Proportion of the Group's ownership	49.00%	49.00%	49.00%	26.57%	22.20%	48.78%	48.98%	
Group's share in equity	2,006	-	*	(17)	18	19	10	2,037
Goodwill/ (Capital Reserves)	-	-	-	103	487	-	(10)	580
Provision for impairment of investment	-	-	-	-	(300)	-	-	(300)
<b>Total Carrying amount of the investment#</b>	<b>2,006</b>	<b>-</b>	<b>*</b>	<b>86</b>	<b>205</b>	<b>19</b>	<b>-</b>	<b>2,317</b>

**For the year ended March 31, 2021**

Particulars	Paytm Payments Bank Limited	Paytm General Insurance Limited	Paytm Life Insurance Limited	Infinity Transoft Private Limited	Eatgood Technologies Private Limited	Paytm Financials Services Limited	Paytm Insuretech Private Limited	Total
Revenue	19,875	-	-	45	548	1	3	20,472
Restated Total comprehensive income/ (loss) for the year	188	(69)	*	(38)	(162)	(1)	(2)	(83)
<b>Group's share of restated profit / (loss) for the year</b>	<b>92</b>	<b>(5)</b>	<b>*</b>	<b>(10)</b>	<b>(35)</b>	<b>*</b>	<b>-</b>	<b>42</b>
Unrecognised share of restated losses	-	29	-	-	-	-	2	31
Contingent Liabilities, commitments and guarantees	-	-	-	-	-	-	-	-

During the year ended March 31, 2021, the Group ceased to have significant influence over the Loginext Solutions Private Limited. Socomo Technologies Private Limited have been fully impaired.  
#The Group recognizes share of losses on associates to the extent of its interest, post which the Group discontinues recognizing its further losses.

**As at March 31, 2020**

Particulars	Paytm Payments Bank Limited	Paytm General Insurance Limited	Paytm Life Insurance Limited	Infinity Transoft Private Limited	Eatgood Technologies Private Limited	Total
Current assets	40,551	1	1	75	282	40,910
Non-current assets	4,891	-	-	26	52	4,969
Current liabilities	(28,697)	(2)	*	(21)	(217)	(28,937)
Non-current liabilities	(12,293)	*	-	(104)	(11)	(12,408)
Employee share based payment reserve	(553)	-	-	-	-	(553)
<b>Equity</b>	<b>3,899</b>	<b>(1)</b>	<b>1</b>	<b>(24)</b>	<b>106</b>	<b>3,981</b>
Proportion of the Group's ownership	49.00%	49.00%	49.00%	26.57%	20.02%	
Group's share in equity	1,914	-	*	(7)	22	1,929
Goodwill/ (Capital Reserves)	-	-	-	103	436	539
Provision for impairment of investment	-	-	-	-	-	-
<b>Total Carrying amount of the investment#</b>	<b>1,914</b>	<b>-</b>	<b>*</b>	<b>96</b>	<b>458</b>	<b>2,468</b>

**For the year ended March 31, 2020**

Particulars	Paytm Payments Bank Limited	Paytm General Insurance Limited	Paytm Life Insurance Limited	Infinity Transoft Private Limited	Eatgood Technologies Private Limited	Total
Revenue	21,106	-	-	44	416	21,566
Restated Total comprehensive income/ (loss) for the year	26	(11)	*	(13)	(162)	(160)
<b>Group's share of restated profit / (loss) for the year</b>	<b>13</b>	<b>(5)</b>	<b>*</b>	<b>(3)</b>	<b>(33)</b>	<b>(28)</b>
Unrecognised share of restated losses	-	-	-	-	-	-
Contingent Liabilities, commitments and guarantees	-	-	-	-	-	-

Loginext Solutions Private Limited and Socomo Technologies Private Limited have been fully impaired.  
#The Group recognizes share of losses on associates to the extent of its interest, post which the Group discontinues recognizing its further losses.

**As at March 31, 2019**

Particulars	Paytm Payments Bank Limited	Loginext Solutions Private Limited	Paytm General Insurance Limited	Paytm Life Insurance Limited	Total
Current assets	29,924	81	1	1	30,007
Non-current assets	7,179	122	-	-	7,301
Current liabilities	(21,416)	(30)	*	*	(21,446)
Non-current liabilities	(11,409)	-	-	-	(11,409)
Employee share based payment reserve	(396)	-	-	-	(396)
<b>Equity</b>	<b>3,882</b>	<b>173</b>	<b>1</b>	<b>1</b>	<b>4,057</b>
Proportion of the Group's ownership	49.00%	31.00%	49.00%	49.00%	
Group's share in equity	1,901	55	*	*	1,957
Goodwill/ (Capital Reserves)	-	316	-	-	316
Provision for impairment of investment	-	(271)	-	-	(271)
<b>Total Carrying amount of the investment#</b>	<b>1,901</b>	<b>100</b>	<b>*</b>	<b>*</b>	<b>2,002</b>

**For the year ended March 31, 2019**

Particulars	Paytm Payments Bank Limited	Loginext Solutions Private Limited	Paytm General Insurance Limited	Paytm Life Insurance Limited	Total
Revenue	1,425	154	-	-	1,579
Restated Total comprehensive income/ (loss) for the year	655	(32)	*	*	623
<b>Group's share of restated profit / (loss) for the year</b>	<b>321</b>	<b>(10)</b>	<b>*</b>	<b>*</b>	<b>311</b>
Unrecognised share of restated losses	-	-	-	-	-
Contingent Liabilities, commitments and guarantees	54	-	-	-	54

#The Group recognizes share of losses on associates to the extent of its interest, post which the Group discontinues recognizing its further losses.  
\*Amount below rounding off norms adopted by the Group

B. The following table illustrates the summarised financial information of the Group's investment in joint ventures.

Particulars	Paytm First Games Private Limited (consolidated)				
	As at June 30, 2021	As at June 30, 2020	As at March 31, 2021	As at March 31, 2020	As at March 31, 2019
Current assets					
- Cash and cash equivalents	677	585	1,137	487	8
- Other assets	311	544	262	795	608
<b>Total current assets</b>	<b>988</b>	<b>1,129</b>	<b>1,399</b>	<b>1,282</b>	<b>616</b>
<b>Total non-current assets</b>	<b>550</b>	<b>575</b>	<b>552</b>	<b>583</b>	<b>587</b>
Current liabilities					
- Financial liabilities (excluding trade payables)	(15)	(13)	(1,509)	(12)	(4)
- Other liabilities	(1,356)	(376)	(855)	(267)	(110)
<b>Total current liabilities</b>	<b>(1,371)</b>	<b>(389)</b>	<b>(2,364)</b>	<b>(279)</b>	<b>(114)</b>
Non-current liabilities					
- Financial liabilities (excluding trade payables)	(1,261)	-	-	-	-
- Other liabilities	(9)	(6)	(9)	(6)	(38)
<b>Total non-current liabilities</b>	<b>(1,270)</b>	<b>(6)</b>	<b>(9)</b>	<b>(6)</b>	<b>(38)</b>
Fair value impact on borrowings (net of deferred tax impact)	(179)				
Employee share based payment reserve	(319)	(298)	(317)	(298)	(265)
<b>Net assets</b>	<b>(1,601)</b>	<b>1,011</b>	<b>(739)</b>	<b>1,282</b>	<b>786</b>
Proportion of the Group's ownership	55.00%	55.00%	55.00%	55.00%	55.00%
Carrying amount of the investment	(884)	552	(410)	701	432
Investment recognised for ESOP expenses	82	61	80	61	28
Deemed investment	132	-	-	-	-
<b>Total Carrying amount of the investment #</b>	<b>(670)</b>	<b>613</b>	<b>(330)</b>	<b>762</b>	<b>460</b>

Particulars	Paytm First Games Private Limited (consolidated)				
	For the period ended June 30, 2021	For the period ended June 30, 2020	For the year ended March 31, 2021	For the year ended March 31, 2020	For the year ended March 31, 2019
Revenue	873	117	1,493	170	88
Interest Income	5	13	28	*	9
Depreciation and amortisation	7	7	27	24	19
Interest expense	30	-	30	-	-
Income tax expense	(59)	-	-	(32)	32
Restated Loss for the period/year	(862)	(271)	(2,019)	(967)	(299)
Restated Other comprehensive income	2	1	(2)	*	*
Restated Total Comprehensive Income/ (Loss) for the period/year	(860)	(270)	(2,021)	(967)	(299)
<b>Group's share of restated profit / (loss) for the period/year #</b>	<b>(133)</b>	<b>(149)</b>	<b>(782)</b>	<b>(532)</b>	<b>(165)</b>
Unrecognised share of restated losses	(340)	-	(330)	-	-
Contingent Liabilities, commitments and guarantees	-	-	-	-	*

# The net worth of Paytm First Games Private Limited, a joint venture of the group, has been fully eroded with net current liabilities as at June 30, 2021 and March 31, 2021. The carrying value of the share of investment in the Restated Consolidated Financial Information is reduced to 'Nil' as the group is not liable to contribute in excess of their contribution.

The management has concluded that the Group doesn't control Paytm First Games Private Limited (formerly known as Gamepind Entertainment Private Limited) even if it holds more than half of the voting rights of the investee entity. As per management's judgement and evaluation, the Group doesn't have unilateral ability to direct the relevant activities. The Group and other investor has ability to jointly direct the relevant activities of the investee entity by virtue of shareholder's agreement and hence considered to be a joint venture.

\*Amount below rounding off norms adopted by the Group

**One97 Communications Limited**  
**CIN: U72200DL2000PLC108985**  
**Annexure V - Notes to the Restated Consolidated Financial Information**  
**(Amounts in INR Million, unless otherwise stated)**

---

**25. Employee share based payments**

During the year ended March 31, 2009, the Holding Company introduced One 97 Employee Stock Option Plan – I for the benefit of employees as approved by the Board of Directors in the meeting held on September 8, 2008 and by the members in the Extra Ordinary General Meeting held on October 22, 2008 for a total of 951,355 options. The Holding Company appropriated 795,056 options of INR 10 each to be granted to eligible employees which were granted on December 31, 2008. These options were granted to all eligible, permanent employees who were on rolls of Holding Company as at December 31, 2008 and to be settled in equity. These options have a vesting period of 4 years and were vested at one year interval in the following proportion:

Date of vesting	% of total options vesting
December 31, 2009	10%
December 31, 2010	20%
December 31, 2011	30%
December 31, 2012	40%

Out of 795,056 options granted, exercise price of 233,602 options granted to employees who joined the Holding Company till March 31, 2007 was INR10 per option and for 561,454 options granted to employees joining between April 1, 2007 and December 31, 2008 the exercise price was Rs 49 per option.

On September 3, 2010, the Holding Company appropriated 252,101 options of INR 10 each to be granted to eligible employees (including grant of 30,000 options to independent non-executive directors) at an exercise price of INR 180 each. Options granted to independent non-executive directors were approved in Extra-Ordinary General meeting of members held on November 22, 2010. These options had a vesting period of 4 years at one year interval in following proportion:

Date of vesting	% of total options vesting
September 3, 2011	10%
September 3, 2012	20%
September 3, 2013	30%
September 3, 2014	40%

On September 1, 2011, the Holding Company increased the ESOP pool by adding 107,407 options taking total ESOP pool to 1,058,762 as approved by the Board of Directors in the meeting held on August 2, 2011 and by the members in the Extra Ordinary General Meeting held on August 19, 2011.

On January 30, 2012, the Holding Company appropriated 4,330 options of INR 10 each to be granted to one eligible employee at an exercise price of INR 232 each. These options had a vesting period of 4 years at one year interval in following proportion:

Date of vesting	% of total options vesting
January 30, 2012	10%
January 30, 2013	20%
January 30, 2014	30%
January 30, 2015	40%

On December 29, 2012, the Holding Company appropriated 196,163 options of INR 10 each to be granted to eligible employee at an exercise price of INR 180 each as approved by the Board of Directors in the meeting held on November 29, 2012 and by the members in the Extra Ordinary General Meeting held on December 29, 2012.

These options had a vesting period of 4 years at one year interval in following proportion:

Date of vesting	% of total options vesting
December 29, 2012	10%
December 29, 2013	20%
December 29, 2014	30%
December 29, 2015	40%

On August 1, 2013, the Holding Company appropriated 166,668 options of INR 10 each to be granted to eligible employees at an exercise price of INR 180 each as approved by the Board of Directors in the meeting held on January 31, 2014. 30% of these options had a vesting period of 4 years at one year interval in following proportion:

Date of vesting	% of total options vesting
August 1, 2014	10%
August 1, 2015	20%
August 1, 2016	30%
August 1, 2017	40%

Remaining 70% of the options will be vested upon achievement of certain performance targets.

**One97 Communications Limited**  
**CIN: U72200DL2000PLC108985**  
**Annexure V - Notes to the Restated Consolidated Financial Information**  
**(Amounts in INR Million, unless otherwise stated)**

---

On March 31, 2014, the Holding Company increased the ESOP pool by adding 260,000 options taking total ESOP pool to 1,318,762 as approved by the Board of Directors in the meeting held on January 31, 2014 and by the members in the Extra Ordinary General Meeting held on August 31, 2014.

On April 1, 2014 the Holding Company appropriated 313,446 options of INR 10 each to be granted to eligible employees at an exercise price of INR 90 each as ratified by the Board of Directors in the meeting held on June 10, 2015.

Date of vesting	% of total options vesting
April 1, 2015	10%
April 1, 2016	20%
April 1, 2017	30%
April 1, 2018	40%

On April 1, 2015, the Holding Company appropriated 491,722 options of INR 10 each to be granted to eligible employees at an exercise price of INR 90 each. These options had a vesting period of 4 years at one year interval in following proportion:

Date of vesting	% of total options vesting
April 1, 2016	10%
April 1, 2017	20%
April 1, 2018	30%
April 1, 2019	40%

On September 30, 2015, the Holding Company increased the ESOP pool by adding 604,858 options taking total ESOP pool to 1,923,620 as approved by the Board of Directors in the meeting held on July 24, 2015 and by the members in the Annual General Meeting held on September 30, 2015.

On October 1, 2015 the Holding Company appropriated 104,864 options of INR 10 each to be granted to eligible employees at an exercise price of INR 90 each. These options had a vesting period of 4 years at one year interval in following proportion:

Date of vesting	% of total options vesting
October 1, 2016	10%
October 1, 2017	20%
October 1, 2018	30%
October 1, 2019	40%

On April 1, 2016 the Holding Company appropriated 395,325 options of INR 10 each to be granted to eligible employees at an exercise price of INR 90 each. These options had a vesting period of 4 years at one year interval in following proportion:

Date of vesting	% of total options vesting
April 1, 2017	10%
April 1, 2018	20%
April 1, 2019	30%
April 1, 2020	40%

On October 1, 2016 the Holding Company appropriated 97,031 options of INR 10 each to be granted to eligible employees at an exercise price of INR 90 each. These options had a vesting period of 4 years at one year interval in following proportion:

Date of vesting	% of total options vesting
October 1, 2017	10%
October 1, 2018	20%
October 1, 2019	30%
October 1, 2020	40%

On April 1, 2017 the Holding Company appropriated 361,128 options of INR 10 each to be granted to eligible employees at an exercise price of INR 90 each. These options have a vesting period of 4 years at one year interval in following proportion:

Date of vesting	% of total options vesting
April 1, 2018	10%
April 1, 2019	20%
April 1, 2020	30%
April 1, 2021	40%

**One97 Communications Limited**  
**CIN: U72200DL2000PLC108985**  
**Annexure V - Notes to the Restated Consolidated Financial Information**  
**(Amounts in INR Million, unless otherwise stated)**

---

On October 1, 2017 the Holding Company appropriated 29,044 options of INR 10 each to be granted to eligible employees at an exercise price of INR 90 each. These options have a vesting period of 4 years at one year interval in following proportion:

Date of vesting	% of total options vesting
October 1,2018	10%
October 1,2019	20%
October 1,2020	30%
October 1,2021	40%

On April 1, 2018 the Holding Company appropriated 243,899 options of INR 10 each to be granted to eligible employees at an exercise price of INR 90 each. These options have a vesting period of 4 years at one year interval in following proportion:

Date of vesting	% of total options vesting
April 1,2019	10%
April 1,2020	20%
April 1,2021	30%
April 1,2022	40%

On July 1, 2018 the Holding Company appropriated 45,649 options of INR 10 each to be granted to eligible employees at an exercise price of INR 90 each. These options have a vesting period of 4 years at one year interval in following proportion:

Date of vesting	% of total options vesting
July 1,2019	10%
July 1,2020	20%
July 1,2021	30%
July 1,2022	40%

On October 1, 2018 the Holding Company appropriated 34,409 options of INR 10 each to be granted to eligible employees at an exercise price of INR 90 each. These options have a vesting period of 4 years at one year interval in following proportion:

Date of vesting	% of total options vesting
October 1,2019	10%
October 1,2020	20%
October 1,2021	30%
October 1,2022	40%

On January 1, 2019 the Holding Company appropriated 47,958 options of INR 10 each to be granted to eligible employees at an exercise price of INR 90 each. These options have a vesting period of 4 years at one year interval in following proportion:

Date of vesting	% of total options vesting
January 1,2020	10%
January 1,2021	20%
January 1,2022	30%
January 1,2023	40%

On March 22, 2019, the Holding Company's shareholders in an extra ordinary general meeting authorized the Chief Executive Office/Managing Director of the Holding Company to approve the cancellation/modification of unvested employee stock options with the prior consent of the employees. Pursuant to this, the Holding Company cancelled 95,561 outstanding unvested employee stock options, with prior consent of the employees. This cancellation resulted into an accelerated share based payment expense of INR 62 in the Restated Consolidated Statement of Profit and Loss for the year ended March 31, 2019.

On April 1, 2019 the Holding Company appropriated 125,575 options of INR 10 each to be granted to eligible employees at an exercise price of INR 90 each. These options have a vesting period of 4 years at one year interval in following proportion:

Date of vesting	% of total options vesting
April 1,2020	10%
April 1,2021	20%
April 1,2022	30%
April 1,2023	40%

**One97 Communications Limited**  
**CIN: U72200DL2000PLC108985**  
**Annexure V - Notes to the Restated Consolidated Financial Information**  
**(Amounts in INR Million, unless otherwise stated)**

---

On April 1, 2019 the Holding Company appropriated 86,871 options of INR 10 each to be granted to eligible employees at an exercise price of INR 90 each. These options have a vesting period of 5 years at one year interval in following proportion:

Date of vesting#	% of total options vesting
April 1,2020	10%
April 1,2021	20%
April 1,2022	20%
April 1,2023	25%
April 1,2024	25%

On April 1, 2019 the Holding Company appropriated 4,375 options of INR 10 each to be granted to eligible employees at an exercise price of INR 90 each. These options have a vesting period of 2 years at one year interval in following proportion:

Date of vesting	% of total options vesting
April 1,2020	50%
April 1,2021	50%

On September 4, 2019, the Holding Company introduced One97 Employees Stock Option Scheme, 2019 and further increased the ESOP pool by adding 242,904 options taking total ESOP pool to 2,166,524 as approved by the Board of Directors in the meeting held on September 4, 2019 and by the members in the Annual General Meeting held on September 30, 2019.

On October 1, 2019 the Holding Company appropriated 72,123 options of INR 10 each to be granted to eligible employees at an exercise price of INR 90 each. These options have a vesting period of 5 years at one year interval in following proportion:

Date of vesting#	% of total options vesting
October 1,2020	10%
October 1,2021	20%
October 1,2022	20%
October 1,2023	25%
October 1,2024	25%

On September 4, 2019, Holding Company in a Board meeting approved the cancellation/modification of 84,614 outstanding unvested employee stock options with the prior consent of the employees. This cancellation had resulted into an accelerated share based payment expense of INR 285 in the Restated Consolidated Statement of Profit and Loss for the year ended March 31, 2020.

On April 1, 2020 the Holding Company appropriated 46,654 options of INR 10 each to be granted to eligible employees at an exercise price of INR 90 each. These options have a vesting period of 5 years at one year interval in following proportion:

Date of vesting#	% of total options vesting
April 1,2021	10%
April 1,2022	20%
April 1,2023	20%
April 1,2024	25%
April 1,2025	25%

On July 1, 2020 the Holding Company appropriated 2,730 options of INR 10 each to be granted to eligible employees at an exercise price of INR 90 each. These options have a vesting period of 1 year subject to achievement of milestone as determined by the Board of Directors:

Date of vesting	% of total options vesting
July 1, 2021	100%

On July 1, 2020 the Holding Company appropriated 15,915 options of INR 10 each to be granted to eligible employees at an exercise price of INR 90 each. These options have a vesting period of 5 years at one year interval in following proportion:

Date of vesting#	% of total options vesting
July 1,2021	10%
July 1,2022	20%
July 1,2023	20%
July 1,2024	25%
July 1,2025	25%

**One97 Communications Limited**  
**CIN: U72200DL2000PLC108985**  
**Annexure V - Notes to the Restated Consolidated Financial Information**  
**(Amounts in INR Million, unless otherwise stated)**

---

On October 1, 2020 the Holding Company appropriated 326,255 options of INR 10 each to be granted to eligible employees at an exercise price of INR 90 each. These options have a vesting period of 5 years at one year interval in following proportion:

Date of vesting#	% of total options vesting
October 1,2021	10%
October 1,2022	20%
October 1,2023	20%
October 1,2024	25%
October 1,2025	25%

During the year ended March 31, 2021, Holding Company revised Exercise Period from “five year term post vesting date” to “anytime during the entire period of continuous active employment from the date of vesting of respective employee stock options” and the same had been approved by shareholders in Extra-Ordinary General Meeting held on September 2, 2020.

During the year ended March 31, 2021, the Holding Company increased the ESOP pool by adding 242,904 options taking total ESOP pool to 2,409,428 as approved by the Board of Directors in the meeting held on February 25, 2021 and by the members in the Extra-Ordinary General Meeting held on March 26, 2021.

On April 1, 2021 the Holding Company appropriated 79,774 options of INR 10 each to be granted to eligible employees at an exercise price of INR 90 each. These options have a vesting period of 5 years at one year interval in following proportion:

Date of vesting#	% of total options vesting
April 1,2022	10%
April 1,2023	20%
April 1,2024	20%
April 1,2025	25%
April 1,2026	25%

#Vesting of options are subject to achievement of operational performance targets as determined by the Board of Directors.

All the above options issued by the Holding Company are Equity Settled.

During the period ended June 30, 2021, the Holding Company has cancelled 6,755 outstanding unvested employee stock options and 6,883 outstanding vested Employee Stock options. This cancellation of unvested employee stock options resulted into an accelerated share based payment expense of INR 39 in the Restated Consolidated Statement of Profit and Loss for the period ended June 30, 2021 (Refer Note 47 for further details).

Pursuant to the approval of Shareholders of the Holding Company at the Annual General Meeting held on June 30, 2021, each equity share of the Holding Company having face value of INR 10 each was sub divided into ten equity shares of face value of INR 1 per share with effect from June 30, 2021. Accordingly all outstanding Employee Stock Options and remaining Employee Stock Option Pool have also been sub divided in the similar proportion.

Subsequent to the period ended June 30, 2021, shareholders of the Holding Company in the Extra Ordinary General Meeting held on September 2, 2021 has approved increase in ESOP Pool by adding 37,000,000\* options. Accordingly total ESOP Pool stands at 61,094,280\*

**One97 Communications Limited**  
**CIN: U72200DL2000PLC108985**  
**Annexure V - Notes to the Restated Consolidated Financial Information**  
**(Amounts in INR Million, unless otherwise stated)**

The total options outstanding as at June 30, 2021 are 9,487,250 (June 30, 2020: 8,562,710 March 31, 2021: 10,031,280; March 31, 2020: 8,770,700; March 31, 2019: 9,607,430) out of which 49,580 (June 30, 2020: 102,970 March 31, 2021: 102,970; March 31, 2020: 112,970; March 31, 2019: 151,410) options have an exercise price of INR 1 each, 25,900 (June 30, 2020: 25,900 March 31, 2021: 25,900; March 31, 2020: 25,900; March 31, 2019: 28,680) options have an exercise price of INR 4.9 each, 1,222,940 (June 30, 2020: 1,275,440 March 31, 2021: 1,275,440; March 31, 2020: 1,275,440; March 31, 2019: 1,275,440) options have an exercise price of INR 18 each and 8,188,830 (June 30, 2020: 7,158,400; March 31, 2021: 8,626,970; March 31, 2020: 7,356,390; March 31, 2019: 8,151,900) options have an exercise price of INR 9 each.

Grant Date	Number of Options outstanding*	Number of Options outstanding*	Number of Options outstanding*	Number of Options outstanding*	Number of Options outstanding*	Exercise Price*
	30-Jun-21	30-Jun-20	31-Mar-21	31-Mar-20	31-Mar-19	
31-Dec-08	49,580	102,970	102,970	112,970	151,410	1
31-Dec-08	25,900	25,900	25,900	25,900	28,680	4.90
3-Sep-10	-	2,500	2,500	2,500	2,500	18
29-Dec-12	1,222,940	1,272,940	1,272,940	1,272,940	1,272,940	18
1-Apr-14	24,640	24,640	24,640	24,640	94,200	9
1-Apr-15	43,930	49,010	49,010	49,010	381,480	9
1-Oct-15	52,360	110,740	64,680	110,740	243,620	9
1-Apr-16	435,410	820,060	561,790	833,400	1,232,600	9
1-Oct-16	535,430	539,250	537,550	541,370	664,730	9
1-Apr-17	566,570	1,503,250	995,340	1,505,630	2,032,260	9
1-Oct-17	163,210	193,020	166,680	193,020	205,520	9
1-Apr-18	872,200	1,512,200	1,087,240	1,594,560	2,125,960	9
1-Jul-18	409,580	409,580	409,580	409,580	456,490	9
1-Oct-18	22,770	96,680	33,350	104,830	235,460	9
1-Jan-19	-	66,190	-	479,580	479,580	9
1-Apr-19	20,620	28,840	27,900	31,900	-	9
1-Apr-19	402,270	619,040	465,420	729,200	-	9
1-Apr-19	-	43,750	43,750	43,750	-	9
1-Oct-19	627,790	678,940	637,630	705,180	-	9
1-Apr-20	260,640	463,210	385,420	-	-	9
1-Jul-20	165,290	-	166,490	-	-	9
1-Oct-20	2,834,430	-	2,970,500	-	-	9
1-Apr-21	751,690	-	-	-	-	9
	<b>9,487,250</b>	<b>8,562,710</b>	<b>10,031,280</b>	<b>8,770,700</b>	<b>9,607,430</b>	

\*After considering impact of share sub division



**One97 Communications Limited**  
**CIN: U72200DL2000PLC108985**  
**Annexure V - Notes to the Restated Consolidated Financial Information**  
**(Amounts in INR Million, unless otherwise stated)**

**Movements during the three months period ended June 30, 2021 and June 30, 2020 and years ended March 31, 2021, March 31, 2020 and March 31, 2019**

The following table illustrates the number and weighted average exercise prices (WAEP) of, and movements in, share options during the three months period ended June 30, 2021 and June 30, 2020 and years ended March 31, 2021, March 31, 2020 and March 31, 2019 respectively:

Particulars	Number of Options	Weighted Average Exercise Price	Number of Options	Weighted Average Exercise Price	Number of Options	Weighted Average Exercise Price	Number of Options	Weighted Average Exercise Price	Number of Options	Weighted Average Exercise Price
		INR		INR		INR		INR		INR
	30-Jun-21		30-Jun-20		31-Mar-21		31-Mar-20		31-Mar-19	
Outstanding at the beginning of the year/period	1,003,128	100.52	877,070	101.93	877,070	101.93	960,743	100.56	988,521	100.74
Options granted during the year/period***	84,497	90.00	46,654	90.00	386,831	90.00	288,777	90.00	371,915	90.00
Options exercised during the year/period**	(59,895)	90.79	(4,311)	90.00	(63,724)	89.12	(127,850)	87.50	(157,960)	93.25
Options forfeited during the year/period	(65,367)	90.43	(63,142)	90.00	(197,049)	90.00	(159,986)	90.00	(146,172)	89.66
Options cancelled during the year/period	(13,638)	90.00	-	90.00	-	90.00	(84,614)	90.00	(95,561)	90.00
Options expired during the year/period	-	-	-	-	-	-	-	-	-	-
Impact of Share Sub Division	8,538,525	10.09	-	-	-	-	-	-	-	-
Options outstanding at the end of the year/period	9,487,250	10.09	856,271	102.32	1,003,128	100.52	877,070	101.93	960,743	100.56
Vested options outstanding at the end of the year/period (exercisable)	4,007,610	11.58	419,719	115.13	475,518	112.19	421,902	114.76	362,016	118.04

\*\* The weighted average share price at the date of exercise of options exercised during the period ended June 30, 2021 was INR 16,570.00 per share (June 30, 2020: INR 11,271, March 31, 2021: INR 10,706.93 per share; March 31, 2020: INR 8,263.83 per share; March 31, 2019: INR 6,513.33 per share).

The weighted average remaining contractual life for the share options outstanding as at June 30, 2021 was 5.62 years (June 30, 2020: 5.01 years, March 31, 2021: 5.59 years; March 31, 2020: 4.55 years; March 31, 2019: 5.71 years).

The weighted average fair value of options granted during the period was INR 16,175.93 per option (June 30, 2020: INR 11,229 per option, March 31, 2021: INR 10,666.86 per option; March 31, 2020: INR 8,757.29 per option; March 31, 2019: INR 6,181.35 per option).

\*\*\* During the period ended June 30, 2021, options granted includes 4,723 options granted w.e.f. October 1, 2020.

**One97 Communications Limited**  
**CIN: U72200DL2000PLC108985**  
**Annexure V - Notes to the Restated Consolidated Financial Information**  
**(Amounts in INR Million, unless otherwise stated)**

The weighted average fair value of options granted under the One 97 ESOP Scheme during the period ended on June 30, 2021 (computed using Discounted Cash Flow & Black-Scholes model) was INR 16,570.00 per option for grant date April 1, 2021. The estimation of fair value on date of grant was made using the Discounted Cash Flow & Black-Scholes model with the following assumptions:

Grant Date:- April 1, 2021

Method of Valuation – Discounted Cash Flow Method

Share price	INR 16,570 per share
Weighted average exercise price	INR 90 each
Dividend yield %	0%
Expected life (years)	1
Risk free interest rate	5.30-6.40%
Annualized Volatility	45.00-55.30%

The weighted average fair value of options granted under the One 97 ESOP Scheme during the year ended on March 31, 2021 (computed using Discounted Cash Flow & Black-Scholes model) was INR 11,271.00 per option for grant date April 1, 2020, INR 10,666 per option for grant date July 1, 2020 & October 1, 2020. The estimation of fair value on date of grant was made using the Discounted Cash Flow & Black-Scholes model with the following assumptions:

Grant Date:- April 1, 2020

Method of Valuation - Black-Scholes Model

Share price	INR 11,271 per share
Weighted average exercise price	INR 90 each
Dividend yield %	0%
Expected life (years)	2.5
Risk free interest rate	5.60-6.80%
Annualized Volatility	36.50-53.00%

Grant Date:- July 1, 2020

Method of Valuation - Discounted Cash Flow Method

Share price	INR 10,666 per share
Weighted average exercise price	INR 90 each
Dividend yield %	0%
Expected life (years)	1.5
Risk free interest rate	4.40-5.20%
Annualized Volatility	43.20-46.80%

Grant Date:- October 1, 2020

Method of Valuation – Discounted Cash Flow Method

Share price	INR 10,666 per share
Weighted average exercise price	INR 90 each
Dividend yield %	0%
Expected life (years)	1.5
Risk free interest rate	4.90-5.30%
Annualized Volatility	42.40-46.90%

The weighted average fair value of options granted under the One 97 ESOP Scheme during the year ended on March 31, 2020 (computed using Discounted Cash Flow & Black-Scholes model) was INR 7,995.00 per option for grant date April 1, 2019, INR 11,291 per option for grant date October 1, 2019. The estimation of fair value on date of grant was made using the Discounted Cash Flow & Black-Scholes model with the following assumptions:

Grant Date:- April 1, 2019

Method of Valuation - Discounted Cash Flow Method

Share price	INR 7,995 per share
Weighted average exercise price	INR 90 each
Dividend yield %	0%
Expected life (years)	3.5
Risk free interest rate	6.80-7.20%
Annualized Volatility	40.00-53.00%

Grant Date:- October 1, 2019

Method of Valuation – Black-Scholes Model

Share price	INR 11,291 per share
Weighted average exercise price	INR 90 each
Dividend yield %	0%
Expected life (years)	3.5
Risk free interest rate	6.10-6.60%
Annualized Volatility	43.00-61.00%

**One97 Communications Limited**  
**CIN: U72200DL2000PLC108985**  
**Annexure V - Notes to the Restated Consolidated Financial Information**  
**(Amounts in INR Million, unless otherwise stated)**

The weighted average fair value of options granted under the One 97 ESOP Scheme during the year ended on March 31, 2019 (computed using Black-Scholes model) was INR 6,015.60 per option for grant date April 1, 2018, INR 6,017.90 per option for grant date July 1, 2018, INR 6,762.90 per option for grant date October 1, 2018 and INR 6,762.60 per option for grant date January 1, 2019. The estimation of fair value on date of grant was made using the Black-Scholes model with the following assumptions:

Grant Date:- April 1, 2018

Share price	INR 6,076 per share
Weighted average exercise price	INR 90 each
Dividend yield %	0%
Expected life (years)	4
Risk free interest rate	7.20-7.40%
Annualized Volatility	59.00-64.00%

Grant Date:- July 1, 2018

Share price	INR 6,076 per share
Weighted average exercise price	INR 90 each
Dividend yield %	0%
Expected life (years)	4
Risk free interest rate	7.82-8.10%
Annualized Volatility	59.00-62.00%

Grant Date:- October 1, 2018

Share price	INR 6,821 per share
Weighted average exercise price	INR 90 each
Dividend yield %	0%
Expected life (years)	4
Risk free interest rate	7.94-8.03%
Annualized Volatility	58.00-74.00%

Grant Date:- January 1, 2019

Share price	INR 6,823 per share
Weighted average exercise price	INR 90 each
Dividend yield %	0%
Expected life (years)	4
Risk free interest rate	7.10-7.40%
Annualized Volatility	51.00-52.00%

**Notes:**

1. Weighted average share price is based on the value of Equity Shares arrived at by using Discounted Cash Flow Method or Backsolve method and share prices based on secondary transactions, where available.
2. Dividend yield is considered zero, as no dividend payout is expected in the foreseeable future.
3. Risk free return is based on the yield to maturity of Indian treasury securities, with a maturity corresponding to the expected term of ESOP.
4. Annualized volatility is based on the median weekly volatility of selected comparable companies for a time period commensurate with the expected term.

**Little Internet Private Limited 2017 Plan (Little Plan)**

Little Internet Private Limited ('Little') has introduced Employee Stock Option Scheme 2017 ("ESOS 2017") with effect from December 21, 2017 to enable the employees of Little Internet Private Limited to participate in the future growth and success of Little Internet Private Limited. ESOS 2017 is operated at the discretion of the Board.

The options which confer a right but not an obligation on the employee to apply for equity shares of the Little Internet Private Limited once the terms and conditions set forth in the Employee Stock Option Scheme 2017 ("ESOS 2017") and the option agreement have been met. Vesting of options would be subject to continued employment with the Little Internet Private Limited and meeting the requisite performance parameters. The exercise price of the options are INR Nil. The other relevant terms of the grant are as below:

Vesting period	1 to 4 years
Exercise period	10 years (including the vesting period)

**One97 Communications Limited**  
**CIN: U72200DL2000PLC108985**  
**Annexure V - Notes to the Restated Consolidated Financial Information**  
**(Amounts in INR Million, unless otherwise stated)**

The details of activity under the plans are summarized below:

Particulars	As at June 30, 2021		As at June 30, 2020		As at March 31, 2021		As at March 31, 2020		As at March 31, 2019	
	ESOP	MSOP	ESOP	MSOP	ESOP	MSOP	ESOP	MSOP	ESOP	MSOP
Outstanding at the beginning of the year/period	7,821	1,362,162	16,745	1,505,386	16,745	1,505,386	34,297	1,970,619	-	1,970,619
Options granted	-	-	-	-	-	-	-	-	71,050	-
Options Exercised	-	-	-	-	-	-	-	-	-	-
Options forfeited	-	-	8,924	143,224	8,924	143,224	17,552	465,233	36,753	-
Outstanding at the end of the year/period	7,821	1,362,162	7,821	1,362,162	7,821	1,362,162	16,745	1,505,386	34,297	1,970,619
Options vested and exercisable	7,821	1,338,291	7,821	1,338,291	7,821	1,338,291	6,816	1,338,291	3,430	11,39,424

Weighted average exercise price for Management Stock Option Plan (MSOP) and Employee Stock Option Plan (ESOP) is INR Nil.

The weighted average fair value of options granted in June 2021 was INR 163 (June 2020: INR 163; March 2021: INR 163; March 2020: INR 163 and March 2019: INR 163).

The weighted average remaining contractual life for these options is given below:-

	As at June 30, 2021	As at June 30, 2020	As at March 31, 2021	As at March 31, 2020	As at March 31, 2019
MSOP	6.73	7.73	6.73	7.73	8.73
ESOP	7.00	8.01	7.00	8.01	9.01

Little Internet Private Limited has adopted the fair value method using Black-Scholes model in respect of stock options granted. The value of underlying shares has been determined by an independent valuer.

The valuation of the share options granted is based on the following assumptions:

Particulars	30-Jun-21	30-Jun-20	31-Mar-21	31-Mar-20	31-Mar-19
Risk-free interest rate (% p.a.)	7.50	7.50	7.50	7.50	7.50
Expected life of options (years)	4.41	4.41	4.41	4.41	4.41
Expected volatility (%)	42.41	42.41	42.41	42.41	42.41
Dividend yield (%)	-	-	-	-	-

**As on March 31, 2021**

As at March 31, 2020, Little Internet Private Limited had 1,505,386 outstanding Management Stock Options (MSOP's) under its MSOP plan, out of which 1,338,291 were vested and exercisable as on that date. During the three months period ended on June 30, 2020, 23,871 MSOP's were vested and exercisable. Further, on account of resignation of remaining grantee's, 143,224 unvested MSOP's were lapsed and INR 16 pertaining to these unvested options was reversed from employee benefit expenses and ESOP reserve.

**Wasteland Entertainment Private Limited 2017 / 2018 Plan**

Wasteland Entertainment Private Limited has introduced Employee Stock Option Plan 2017 ("ESOP 2017") and Employee Stock Option Plan 2018 ("ESOP 2018") with effect from June 14, 2017 and October 1, 2018 to enable the employees of Wasteland Entertainment Private Limited to participate in the future growth and success of the Wasteland Entertainment Private Limited. ESOP 2017 and ESOP 2018 is operated at the discretion of the Board.

The options which confer a right but not an obligation on the employee to apply for equity shares of Wasteland Entertainment Private Limited once the terms and conditions set forth in the ESOP 2017 and ESOP 2018 and the option agreement have been met. Vesting of options would be subject to continued employment with Wasteland Entertainment Private Limited and meeting the requisite performance parameters. The exercise price of the options is INR 10 and INR 100 in ESOP 2017 & ESOP 2018 respectively.

Vesting Period - 1 to 4 years

Exercise Period - 10 years for ESOP 2017 and 5 years for ESOP 2018 (excluding the vesting period)

**One97 Communications Limited**  
**CIN: U72200DL2000PLC108985**  
**Annexure V - Notes to the Restated Consolidated Financial Information**  
**(Amounts in INR Million, unless otherwise stated)**

The movement in the shares issued for the three months period ended June 30, 2021 and June 30, 2020 and years ended March 31, 2021, March 31, 2020 and March 31, 2019 are set out below:

Particulars	June 30, 2021	June 30, 2020	March 31, 2021	March 31, 2020	March 31, 2019
	ESOP	ESOP	ESOP	ESOP	ESOP
Outstanding at the beginning of the period / year	397	5,459	5,459	5,459	4,808
Options granted	-	-	-	-	651
Options Exercised	-	-	(2,105)	-	-
Options forfeited	-	-	(2,957)	-	-
Outstanding at the end of the year / period	397	5,459	397	5,459	5,459
Options vested & exercisable	397	3,815	397	2,753	1,602

Weighted Average Exercise Price per option is INR 10 per option as at June 30, 2021 (June 30, 2020: 19.48 March 31, 2021: INR 10 per option; March 31, 2020: INR 19.48 per option; March 31, 2019: INR 19.48 per option)

The total expense of share based payment expenses pertaining to ESOP Plan 2017 and 2018 for the period ended June 30, 2021 is INR. Nil (June 30, 2020: INR 4; March 31, 2021: INR 14; March 31, 2020: INR 11; March 31, 2019: INR 22) after necessary adjustments.

The weighted average fair value of options granted as at June 30, 2021 was INR 11,415 (June 30, 2020: INR 13,597 March 31, 2021: INR 11,415; March 31, 2020: INR 13,597; March 31, 2019: INR 13,341).

The weighted average remaining contractual life for these options is given below:-

	June 30, 2021	June 30, 2020	March 31, 2021	March 31, 2020	March 31, 2019
ESOP	9.96	10.57	10.21	10.82	11.82

On September 10, 2020, Wasteland Entertainment Private Limited in a Board Meeting approved cancellation of 1,479 outstanding vested employee stock options and 1,479 unvested employee stock options with the prior consent of the employees. This cancellation has resulted in an accelerated share based payment expense of INR. 9 in the Restated Consolidated Statement of Profit and Loss during the year ended March 31, 2021.

Wasteland Entertainment Private Limited has adopted fair value method using Black-Scholes Model in respect of stock options granted. The value of underlying shares has been determined by an independent valuer.

**Note** – The ESOP Plan for Urja Money Private Limited being not material to the group and hence no further information is disclosed.

The expense recognised for employee services received during the three months period ended June 30, 2021 and June 30, 2020 and years ended March 31, 2021, March 31, 2020 and March 31, 2019 is shown in the following table:

	June 30,2021	June 30,2020	March 31,2021	March 31,2020	March 31,2019
Expense arising from equity-settled share-based payment transactions of Holding Company	391	102	1,113	1,661	1,092
Expense arising from equity-settled share-based payment transactions (Little Internet Private Limited)	-	(16)	(16)	(17)	406
Expense arising from equity-settled share-based payment transactions (Wasteland Entertainment Private Limited)	-	4	14	11	43
Expense arising from equity-settled share-based payment transactions (Urja Money Private Limited)	(1)	*	*	*	1
Other Adjustments	-	15	14	6	4
Total expense arising from share-based payment transactions # ^	390	105	1,125	1,661	1,546

# the above total consider foreign currency translation adjustment, as applicable for each year/period.

^ Including expenses of discontinued operations for the period ended June 30, 2021: Nil (June 30, 2020: Nil; March 31, 2021: Nil; March 31, 2020: Nil; March 2019: INR 1)

\*Amount below rounding off norms adopted by the Group

## 26. Related party transactions

### A. Entities over which Group exercise control

Name	Country of incorporation
<b>Indian Subsidiaries</b>	
One97 Communications India Limited	India
Paytm Financial Services Limited (till February 22, 2021)*	India
Paytm Entertainment Limited	India
Paytm Money Limited	India
Wasteland Entertainment Private Limited	India
Mobiquest Mobile Technologies Private Limited	India
Urja Money Private Limited	India
Little Internet Private Limited	India
Paytm Insuretech Private Limited (Formerly known as QoRQL Private Limited) (w.e.f. June 1, 2018 till June 17, 2020)*	India
Orbgen Technologies Private Limited (w.e.f. June 1, 2018)	India
Paytm Services Private Limited (Formerly known as Balance Technology Private Limited) (w.e.f. July 31, 2018)	India
Paytm Payments Services Limited (w.e.f. October 10, 2020)	India
Cube26 Software Private Limited (w.e.f. November 1, 2018 till September 19, 2019)	India
Paytm Insurance Broking Private Limited (w.e.f. September 28, 2019)	India
<b>Foreign Subsidiaries</b>	
One97 Communications Nigeria Limited	Nigeria
One97 Communications FZ-LLC	Dubai
One97 Communications Singapore Private Limited	Singapore
One97 USA Inc.	USA
<b>Subsidiaries of Subsidiaries</b>	
One97 Communications Rwanda Private Limited	Rwanda
One97 Communications Tanzania Private Limited	Tanzania
One97 Communications Bangladesh Private Limited	Bangladesh
One97 Uganda Limited	Uganda
One97 Ivory Coast SA	Ivory Coast
One97 Benin SA	Benin
Paytm Labs Inc.	Canada
One97 Communications Malaysia Sdn. Bdn	Malaysia
Nearbuy India Private Limited	India
Xceed IT Solution Private Limited	India
One Nine Seven Communication Nepal Private Limited (w.e.f. November 20, 2018)	Nepal
One Nine Seven Digital Solutions Ltd (w.e.f. June 2, 2019)	Kenya
Fincollect Services Private Limited (w.e.f. September 25, 2019)	India
One Nine Seven Communications Saudi Arabia For Communication and Information Technology (w.e.f. December 25, 2019)	Saudi
<b>Controlled Trust</b>	
Paytm Associate Benefit Welfare Trust (formerly known as One 97 Employee Welfare Trust)**	India

\*The Holding Company lost its control over the entity on dilution of interest, however, the Holding Company still exercises significant influence over the same.

\*\* Consolidated in these Restated Consolidated Financial Information of the Group.

### B. Joint Ventures of Paytm Entertainment Limited

Name	Country of incorporation
Paytm First Games Private Limited (formerly known as Gamepind Entertainment Private Limited) ('Paytm First')*	India
Paytm First Games Singapore Pte. Ltd. (w.e.f. January 2, 2020) (subsidiary of Paytm First Games Private Limited)*	Singapore
Paytm Technology (Beijing) Co., Ltd. (w.e.f. October 13, 2020) (subsidiary of Paytm First Games Private Limited)#	China

\* The entity is into business of online gaming. It is a strategic investment which utilises group's knowledge and expertise in online space.

# The company was incorporated on October 13, 2020. As on June 30, 2021, no investment is made in the company.

**C. Entities over which Group exercise significant influence**

Name	Country of incorporation
Paytm Payments Bank Limited	India
Paytm Insuretech Private Limited (Formerly known as QoRQL Private Limited) (till May 31, 2018 and w.e.f. June 18, 2020)*	India
Foster Payment Networks Private Limited (w.e.f March 26, 2021)**	India
Paytm General Insurance Limited	India
Paytm Life Insurance Limited	India
Paytm Financial Services Limited (w.e.f February 23, 2021)*	India
Infinity Transoft Solution Private Limited (w.e.f August 16, 2019)	India
Eatgood Technologies Private Limited (w.e.f December 2, 2019)	India
Socomo Technologies Private Limited	India
Loginext Solutions Private Limited (till January 1, 2021)***	India
Blueface Technologies Private Limited (w.e.f April 26, 2019 till February 10, 2020)	India

\*The Holding Company lost its control over the entity on dilution of interest, however, the Holding Company still exercises significant influence over the same.

\*\* Subsidiary of Paytm Financial Services Limited.

\*\*\* During the year ended March 31, 2021, the Holding Company ceased to have significant influence over the entity.

**D. Key Management Personnel**

Vijay Shekhar Sharma	Chairman, Managing Director and CEO
Madhur Deora	Chief Financial Officer (till September 3, 2019) Group Chief Financial Officer (w.e.f October 9, 2020)
Vikas Garg	Chief Financial Officer (w.e.f March 1, 2020)

**E. Entities having significant influence over the Group**

SAIF III Mauritius Company Limited  
SAIF Partners India V Limited  
SAIF Partners India IV Limited  
Elevation Capital V FII Holdings Limited (Formerly known as SAIF India V FII Holdings Limited)  
Alipay Singapore E-Commerce Private Limited (till January 7, 2020)  
Alibaba.com Singapore E-Commerce Private Limited  
Alipay Labs (Singapore) Pte Limited  
SVF India Holdings (Cayman) Limited  
ANTFIN (Netherlands) Holding B.V. (w.e.f January 8, 2020)

**F. Relative of Key Management Personnel**

Ajay Shekhar Sharma

Brother of Mr. Vijay Shekhar Sharma

a) The following is the summary of transactions with related parties for the three months periods ended June 30, 2021 and June 30, 2020 and years ended March 31, 2021, March 31, 2020 and March 31, 2019:

Particulars	For the three months period ended June 30, 2021	For the three months period ended June 30, 2020	For the year ended March 31, 2021	For the year ended March 31, 2020	For the year ended March 31, 2019
<b>Rendering of services to related parties</b>					
Paytm Payments Bank Limited	1,305	1,559	8,634	8,752	9,277
Paytm First Games Private Limited	66	9	204	88	14
Infinity Transoft Solution Private Limited	1	*	4	15	-
Eatgood Technologies Private Limited	*	-	*	5	-
Socomo Technologies Private Limited	-	-	-	-	*
	<b>1,372</b>	<b>1,568</b>	<b>8,842</b>	<b>8,860</b>	<b>9,291</b>
<b>Reimbursement of expenses incurred on behalf of related parties</b>					
Paytm Payments Bank Limited	3	7	617	945	1,466
Paytm First Games Private Limited	145	29	238	42	23
Paytm General Insurance Limited	-	*	*	-	-
	<b>148</b>	<b>36</b>	<b>855</b>	<b>987</b>	<b>1,489</b>
<b>Expenses reimbursed to related party</b>					
Paytm First Games Private Limited	3	22	87	-	-
	<b>3</b>	<b>22</b>	<b>87</b>	-	-
<b>Interest income earned from related parties</b>					
Paytm Payments Bank Limited	2	5	14	26	39
Paytm Financial Services Limited	6	-	2	-	-
Paytm First Games Private Limited	19	-	20	-	-
	<b>27</b>	<b>5</b>	<b>36</b>	<b>26</b>	<b>39</b>
<b>Other income earned from related parties**</b>					
Paytm Payments Bank Limited	-	-	122	-	-
	-	-	<b>122</b>	-	-
<b>Sale of property, plant &amp; equipment to related parties</b>					
Paytm Payments Bank Limited	-	-	1	186	-
	-	-	<b>1</b>	<b>186</b>	-
<b>Gain on sale of business</b>					
Paytm First Games Private Limited	-	-	-	-	422
	-	-	-	-	<b>422</b>
<b>Services received from related parties</b>					
<b>-Payment processing charges</b>					
Paytm Payments Bank Limited	2,376	1,610	9,468	9,690	9,183
	<b>2,376</b>	<b>1,610</b>	<b>9,468</b>	<b>9,690</b>	<b>9,183</b>
<b>-General expenses</b>					
Paytm Payments Bank Limited	55	312	374	1,091	71
Alipay Labs (Singapore) Pte Limited#	336	188	1,057	793	510
Eatgood Technologies Private Limited	4	*	20	-	-
Paytm Insuretech Private Limited	2	-	2	-	-
	<b>397</b>	<b>500</b>	<b>1,453</b>	<b>1,884</b>	<b>581</b>
#includes INR 334 (June 30, 2020: INR 188; March 31, 2021: INR 1,057; March 31, 2020: INR 793; March 31, 2019: INR 510) pertaining to Software, cloud and data centre expenses.					
<b>Issue of equity shares</b>					
Alipay Singapore E-Commerce Private Limited	-	-	-	8	-
SAIF Partners India IV Limited	-	-	-	-	1
	-	-	-	<b>8</b>	<b>1</b>
<b>Security premium received</b>					
Alipay Singapore E-Commerce Private Limited	-	-	-	14,322	-
SAIF Partners India IV Limited	-	-	-	-	999
	-	-	-	<b>14,322</b>	<b>999</b>
<b>Inter corporate loan given</b>					
Paytm Financial Services Limited (refer note (i) below)	-	-	450	-	-
Paytm First Games Private Limited (refer note (ii) below)	803	-	809	-	-
	<b>803</b>	-	<b>1,259</b>	-	-
<b>Repayment of Inter corporate loan</b>					
Paytm First Games Private Limited	841	-	-	-	-
	<b>841</b>	-	-	-	-
<b>Stock Options granted to employees of joint venture</b>					
Paytm First Games Private Limited	2	*	19	33	28
	<b>2</b>	<b>*</b>	<b>19</b>	<b>33</b>	<b>28</b>
<b>Investment in joint venture</b>					
Paytm First Games Private Limited	-	-	-	805	597
	-	-	-	<b>805</b>	<b>597</b>
<b>Investment in associates</b>					
Paytm General Insurance Limited	-	5	5	-	*
Paytm Life Insurance Limited	-	-	-	-	*
Blueface Technologies Private Limited	-	-	-	99	-
Infinity Transoft Solution Private Limited	-	-	-	100	-
Eatgood Technologies Private Limited	-	-	82	490	-
	-	<b>5</b>	<b>87</b>	<b>689</b>	<b>1</b>

(i) Loan given during year ended March 31, 2021 carry interest rate of 5.10% and is provided for a period of 12 months for carrying on its business. The Group has the right to demand for payment before specified period.

(ii) Loan given during period ended June 30, 2021 carry interest rate of 8.00% and is provided for a period of 60 months for carrying on its business. Loan given during year ended March 31, 2021 carry interest rate of 9.00% and is provided for a period of 6 months for carrying on its business. The Group has the right to demand for payment before specified period.

\*\*Included under miscellaneous income disclosed under note 15.

\*Amount below rounding off norms adopted by the Group

#### Remuneration to KMP & Relative of Key Management Personnel

Particulars	For the three months period ended June 30, 2021	For the three months period ended June 30, 2020	For the year ended March 31, 2021	For the year ended March 31, 2020	For the year ended March 31, 2019
Salaries, bonus and incentives	25	13	72	56	61
ESOP Expenses	44	5	112	45	94
<b>Total compensation paid</b>	<b>69</b>	<b>18</b>	<b>184</b>	<b>101</b>	<b>155</b>



b) The following is the summary of balances outstanding with related parties for the three months periods ended June 30, 2021 and June 30, 2020 and years ended March 31, 2021, March 31, 2020 and March 31, 2019:

Particulars	As at June 30, 2021	As at June 30, 2020	As at March 31, 2021	As at March 31, 2020	As at March 31, 2019
<b>Other financial assets (Other receivable for expenditure incurred)</b>					
Paytm First Games Private Limited	196	34	146	63	12
Alibaba.com Singapore E-Commerce Private Limited	1	1	1	1	1
Paytm Payments Bank Limited	33	70	19	75	167
Paytm Insuretech Private Limited	*	-	-	-	-
Paytm Financial Services Limited	*	-	*	-	-
Paytm General Insurance Limited	*	1	*	-	-
Infinity Transoft Solution Private Limited	*	-	*	-	-
	<b>230</b>	<b>106</b>	<b>166</b>	<b>139</b>	<b>180</b>
<b>Other financial assets (Amount receivable for sale of business)</b>					
Paytm Payments Bank Limited	-	129	138	275	410
	-	<b>129</b>	<b>138</b>	<b>275</b>	<b>410</b>
<b>Other current assets</b>					
Paytm Payments Bank Limited	2,618	1,924	2,785	1,501	1,061
Paytm General Insurance Limited	22	-	17	-	-
Paytm Financial Services Limited	*	-	-	-	-
	<b>2,640</b>	<b>1,924</b>	<b>2,802</b>	<b>1,501</b>	<b>1,061</b>
<b>Inter corporate loan receivable (including accrued interest)</b>					
Paytm Financial Services Limited	456	-	451	-	-
Paytm First Games Private Limited#	807	-	828	-	-
	<b>1,263</b>	-	<b>1,279</b>	-	-
# Excluding Fair Value impact amounting to INR 132 (June 30, 2020: Nil; March 31, 2021: Nil; March 31, 2020: Nil; March 30, 2019: Nil). Refer note 6(c).					
<b>Amount receivable from payment gateway</b>					
Paytm Payments Bank Limited	10,357	4,936	8,546	2,864	5,110
	<b>10,357</b>	<b>4,936</b>	<b>8,546</b>	<b>2,864</b>	<b>5,110</b>
<b>Trade receivables</b>					
Paytm Payments Bank Limited	286	273	193	186	161
Paytm First Games Private Limited	282	-	172	-	-
	<b>568</b>	<b>273</b>	<b>365</b>	<b>186</b>	<b>161</b>
<b>Other financial assets</b>					
Paytm Payments Bank Limited	205	550	323	998	1
Paytm First Games Private Limited	-	-	-	-	-
Infinity Transoft Solution Private Limited	*	-	*	-	-
	<b>205</b>	<b>550</b>	<b>323</b>	<b>998</b>	<b>1</b>
<b>Trade payables (including accrued expenses)</b>					
Alipay Labs (Singapore) Pte Limited	375	413	337	809	409
Paytm Payments Bank Limited	23	84	124	86	167
Paytm First Games Private Limited	2	22	1	*	-
Paytm Insuretech Private Limited	3	-	2	-	-
Eatgood Technologies Private Limited	1	-	1	-	-
Paytm General Insurance Limited	*	*	*	*	-
	<b>404</b>	<b>519</b>	<b>466</b>	<b>896</b>	<b>576</b>
<b>Other financial liabilities</b>					
<b>-Payable to merchants</b>					
Socomo Technologies Private Limited	*	*	*	*	*
Paytm Payments Bank Limited	1,106	767	722	132	2,413
Paytm First Games Private Limited	-	-	-	*	1
Eatgood Technologies Private Limited	*	-	*	-	-
Infinity Transoft Solution Private Limited	*	*	*	-	-
	<b>1,106</b>	<b>767</b>	<b>722</b>	<b>132</b>	<b>2,414</b>
<b>-Payable on purchase of fixed assets</b>					
Paytm Insuretech Private Limited	-	1	-	-	-
	-	<b>1</b>	-	-	-
<b>-Other amount received from customers</b>					
Paytm Payments Bank Limited	105	-	83	-	-
Socomo Technologies Private Limited	*	-	*	-	*
	<b>105</b>	-	<b>83</b>	-	<b>*</b>
<b>Contract Liabilities</b>					
Infinity Transoft Solution Private Limited	*	*	*	2	-
Eatgood Technologies Private Limited	*	*	*	-	-
	*	*	*	<b>2</b>	-
<b>Other Current Liabilities</b>					
Paytm First Games Private Limited	89	32	81	79	-
	<b>89</b>	<b>32</b>	<b>81</b>	<b>79</b>	-
<b>Balances with banks on current account</b>					
Paytm Payments Bank Limited	-	-	-	*	*
	-	-	-	<b>*</b>	<b>*</b>

\*Amount below rounding off norms adopted by the Group

#### Terms and conditions of transactions with related parties

- The services provided and received from related parties are made on terms equivalent to those that prevail in arm's length transactions. Outstanding balances at the period end are unsecured and interest free (except for inter corporate loan receivable) and settlement occurs in cash. There have been no guarantees provided or received for any related party receivables or payables.
- The remuneration to the key managerial personnel ('KMP') does not include the provisions made for gratuity and leave benefits as they are determined on an actuarial basis for the Group as a whole.
- The Group has agreed to provide appropriate financial support only if and to the extent required by certain of its joint ventures.
- No remuneration in the capacity of a director is paid to any director of the Holding Company except as disclosed above.

c) The following are the details of the transactions eliminated during the three months periods ended June 30, 2021 and June 30, 2020 and years ended March 31, 2021, March 31, 2020 and March 31, 2019:

(i) One97 Communications Limited

Particulars	For the three months period ended June 30, 2021	For the three months period ended June 30, 2020	For the year ended March 31, 2021	For the year ended March 31, 2020	For the year ended March 31, 2019
<b>Rendering of services to related parties</b>					
One97 Communications Nigeria Limited	-	*	-	1	1
One97 Communications FZ-LLC	1	2	7	10	2
Mobiquest Mobile Technologies Private Limited	1	5	8	84	62
Wasteland Entertainment Private Limited	*	3	8	50	11
Nearbuy India Private Limited	15	1	74	32	26
Little Internet Private Limited	*	-	*	2	9
Paytm Labs Inc.	-	-	-	-	1
Urja Money Private Limited	*	*	*	-	-
Paytm Entertainment Limited	16	-	-	-	-
Orbgen Technologies Private Limited	1	*	3	21	6
One97 Uganda Limited	-	-	-	-	*
One97 Benin SA	-	*	-	-	*
Paytm Services Private Limited	1	7	18	-	-
Paytm Insurance Broking Private Limited	*	1	2	-	-
One97 Communications Tanzania Private Limited	*	*	1	3	1
Paytm Money Limited	16	6	25	25	7
One97 Communications Malaysia Sdn. Bdn	26	65	225	211	-
One97 Communications Singapore Private Limited	*	*	1	*	-
One97 Communications Bangladesh Private Limited	-	*	*	1	-
One Nine Seven Communication Nepal Private Limited	11	3	27	48	1
	<b>88</b>	<b>93</b>	<b>399</b>	<b>488</b>	<b>127</b>
<b>Reimbursement of expenses incurred on behalf of related parties</b>					
Mobiquest Mobile Technologies Private Limited	*	*	1	*	2
Paytm Money Limited	2	10	28	47	15
Wasteland Entertainment Private Limited	2	-	7	-	-
Urja Money Private Limited	*	-	*	-	-
Nearbuy India Private Limited	2	*	5	-	-
Orbgen Technologies Private Limited	1	1	5	-	-
Paytm Entertainment Limited	*	*	*	-	-
Paytm Labs Inc.	3	9	22	56	139
One97 Communications Malaysia Sdn. Bdn	-	-	-	-	86
Paytm Services Private Limited	*	2	3	2	-
Paytm Payments Services Limited	-	-	2	-	-
One97 Communications Singapore Private Limited	13	-	24	-	-
Paytm Insurance Broking Private Limited	1	2	5	3	-
	<b>24</b>	<b>24</b>	<b>102</b>	<b>108</b>	<b>242</b>
<b>Expenses reimbursed to related party</b>					
Paytm Money Limited	4	8	20	-	-
Paytm Services Private Limited	*	-	-	-	-
	<b>4</b>	<b>8</b>	<b>20</b>	<b>-</b>	<b>-</b>
<b>Interest income earned from related parties</b>					
Urja Money Private Limited	*	-	*	2	2
Little Internet Private Limited	2	2	8	2	-
	<b>2</b>	<b>2</b>	<b>8</b>	<b>4</b>	<b>2</b>
<b>Purchase of property, plant &amp; equipment from related parties</b>					
Paytm Insurance Broking Private Limited	10	-	-	-	-
One97 Ivory Coast SA	-	-	-	2	-
Paytm Insuretech Private Limited	-	-	-	-	2
Paytm Services Private Limited	-	-	-	-	*
	<b>10</b>	<b>-</b>	<b>-</b>	<b>2</b>	<b>2</b>
<b>Sale of property, plant &amp; equipment to related parties</b>					
One Nine Seven Communication Nepal Private Limited	-	-	-	1	-
Orbgen Technologies Private Limited	*	-	-	-	-
Paytm Money Limited	-	-	-	2	1
	<b>*</b>	<b>-</b>	<b>-</b>	<b>3</b>	<b>1</b>

\*Amount below rounding off norms adopted by the Group

Particulars	For the three months period ended June 30, 2021	For the three months period ended June 30, 2020	For the year ended March 31, 2021	For the year ended March 31, 2020	For the year ended March 31, 2019
<b>Services received from related parties</b>					
<b>-Legal and professional fees</b>					
Paytm Labs Inc.	258	373	1,395	958	634
	<b>258</b>	<b>373</b>	<b>1,395</b>	<b>958</b>	<b>634</b>
<b>-General expenses</b>					
Orbgen Technologies Private Limited	33	23	63	20	55
One97 Communications Bangladesh Private Limited	*	-	-	-	-
Wasteland Entertainment Private Limited	55	25	143	90	-
Urja Money Private Limited	1	*	5	8	-
Paytm Entertainment Limited	*	-	2	-	-
Paytm Money Limited	5	-	9	-	-
Fincollect Services Private Limited	13	2	15	5	-
Paytm Services Private Limited	351	73	1,170	278	-
Little Internet Private Limited	1	*	1	1	-
Nearbuy India Private Limited	3	3	11	4	-
Mobiquest Mobile Technologies Private Limited	4	1	6	3	-
	<b>466</b>	<b>127</b>	<b>1,425</b>	<b>409</b>	<b>55</b>
<b>Inter corporate loan given</b>					
Little Internet Private Limited	-	-	-	70	2
Urja Money Private Limited	15	-	10	-	-
	<b>15</b>	<b>-</b>	<b>10</b>	<b>70</b>	<b>2</b>
<b>Investment in subsidiaries</b>					
One97 Communications India Limited	-	-	-	-	430
Paytm Entertainment Limited	-	-	821	805	610
Wasteland Entertainment Private Limited	-	-	219	-	847
Paytm Money Limited	-	400	1,000	800	689
Mobiquest Mobile Technologies Private Limited	-	-	93	-	-
Paytm Services Private Limited	-	10	30	-	16
Paytm Payments Services Limited	-	-	500	-	-
Paytm Insurance Broking Private Limited	-	50	700	50	-
Orbgen Technologies Private Limited	-	-	-	-	1,265
Little Internet Private Limited#	-	-	-	-	(10)
Cube26 Software Private Limited	-	-	-	-	7
Paytm Insuretech Private Limited	-	-	-	-	6
Urja Money Private Limited	-	-	-	80	80
	<b>-</b>	<b>460</b>	<b>3,363</b>	<b>1,735</b>	<b>3,940</b>
#During the year ended March 31, 2019, the Holding Company has allotted shares amounting to INR 1,726 based on the share swap ratio. This has resulted in an adjustment of INR 10 in the carrying value of investments. For further details refer note 10(a).					
<b>Stock Options granted to employees of Group Companies</b>					
Paytm Entertainment Limited	2	*	20	33	28
One97 Communications Singapore Private Limited	41	25	91	198	142
Paytm Money Limited	12	(41)	(19)	57	15
Orbgen Technologies Private Limited	19	28	84	161	74
Paytm Insurance Broking Private Limited	(12)	*	21	5	-
Paytm Services Private Limited	1	*	3	1	-
One97 Communications India Limited	*	*	*	-	-
Wasteland Entertainment Private Limited	22	*	66	*	-
	<b>85</b>	<b>13</b>	<b>266</b>	<b>455</b>	<b>259</b>

(ii) Urja Money Private Limited

Particulars	For the three months period ended June 30, 2021	For the three months period ended June 30, 2020	For the year ended March 31, 2021	For the year ended March 31, 2020	For the year ended March 31, 2019
<b>Rendering of services to related party</b>					
Fincollect Services Private Limited	1	*	4	11	-
	<b>1</b>	<b>*</b>	<b>4</b>	<b>11</b>	<b>-</b>
<b>Services received from related parties</b>					
<b>-Collection Charges Paid</b>					
Fincollect Services Private Limited	*	-	1	2	-
	<b>*</b>	<b>-</b>	<b>1</b>	<b>2</b>	<b>-</b>
<b>Interest income earned from related parties</b>					
Fincollect Services Private Limited	*	*	*	*	-
	<b>*</b>	<b>*</b>	<b>*</b>	<b>*</b>	<b>-</b>
<b>Reimbursement of expenses incurred on behalf of related party</b>					
Fincollect Services Private Limited	3	1	7	6	-
	<b>3</b>	<b>1</b>	<b>7</b>	<b>6</b>	<b>-</b>
<b>Loan given</b>					
Fincollect Services Private Limited	-	*	5	-	-
	<b>-</b>	<b>*</b>	<b>5</b>	<b>-</b>	<b>-</b>
<b>Loan received back</b>					
Fincollect Services Private Limited	4	3	3	-	-
	<b>4</b>	<b>3</b>	<b>3</b>	<b>-</b>	<b>-</b>

\*Amount below rounding off norms adopted by the Group

(iii) Little Internet Private Limited

Particulars	For the three months period ended June 30, 2021	For the three months period ended June 30, 2020	For the year ended March 31, 2021	For the year ended March 31, 2020	For the year ended March 31, 2019
<b>Services received from related parties</b>					
<b>-General expenses</b>					
Nearbuy India Private Limited	-	*	*	13	113
	-	*	*	13	113
<b>Reimbursement of expenses incurred on behalf of related parties</b>					
Nearbuy India Private Limited	2	3	4	17	29
	2	3	4	17	29
<b>Investment in subsidiary</b>					
Nearbuy India Private Limited	7	43	66	18	443
	7	43	66	18	443

(iv) Paytm Money Limited

Particulars	For the three months period ended June 30, 2021	For the three months period ended June 30, 2020	For the year ended March 31, 2021	For the year ended March 31, 2020	For the year ended March 31, 2019
<b>Services received from related parties</b>					
<b>-General expenses</b>					
Paytm Services Private Limited	-	-	3	-	-
Paytm Labs Inc.	-	-	3	4	-
Orbgen Technologies Private Limited	-	1	*	-	-
	-	1	6	4	-

(v) Mobiquest Mobile Technologies Private Limited

Particulars	For the three months period ended June 30, 2021	For the three months period ended June 30, 2020	For the year ended March 31, 2021	For the year ended March 31, 2020	For the year ended March 31, 2019
<b>Re-imbusement of amount collected by related party</b>					
Xceed IT Solution Private Limited	-	-	-	-	1
	-	-	-	-	1

(vi) Paytm Insurance Broking Private Limited

Particulars	For the three months period ended June 30, 2021	For the three months period ended June 30, 2020	For the year ended March 31, 2021	For the year ended March 31, 2020	For the year ended March 31, 2019
<b>Services received from related parties</b>					
<b>-General expenses</b>					
Orbgen Technologies Private Limited	-	-	*	-	-
Wasteland Entertainment Private Limited	-	-	*	-	-
	-	-	*	-	-
<b>Gratuity &amp; Leave encashment liability on transfer of employees to Paytm Insurance Broking Private Limited</b>					
Paytm Services Private Limited	-	-	*	-	-

\*Amount below rounding off norms adopted by the Group

d) The following are the details of the balances eliminated during the three months periods ended June 30, 2021 and June 30, 2020 and years ended March 31, 2021, March 31, 2020 and March 31, 2019:

(i) One97 Communications Limited

Particulars	As at June 30, 2021	As at June 30, 2020	As at March 31, 2021	As at March 31, 2020	As at March 31, 2019
<b>Other financial assets (Other receivable for expenditure incurred)</b>					
One97 Benin SA	5	5	5	5	5
One97 Communications FZ-LLC	5	7	1	2	*
One97 Communications Nigeria Limited	12	12	12	12	11
One97 Communications Tanzania Private Limited	1	1	-	*	-
One97 Ivory Coast SA	2	2	2	2	2
One97 Uganda Limited	-	-	-	-	*
One97 Communications Bangladesh Private Limited	20	21	20	20	19
Paytm Labs Inc.	-	174	-	534	712
Paytm Money Limited	23	4	34	25	9
Mobiquest Mobile Technologies Private Limited	*	6	*	5	4
One97 Communications India Limited	*	*	*	*	2
Paytm Insurance Broking Private Limited	4	1	9	1	-
Paytm Financial Services Limited	-	*	-	-	-
One Nine Seven Communication Nepal Private Limited	6	5	5	4	*
One97 Communications Malaysia Sdn. Bdn	2	8	7	-	85
Orbgen Technologies Private Limited	4	1	5	*	-
Urja Money Private Limited	*	-	*	-	-
Little Internet Private Limited	-	1	-	-	-
Nearbuy India Private Limited	12	*	3	-	-
Wasteland Entertainment Private Limited	6	-	3	-	-
Paytm Services Private Limited	3	-	3	-	-
Paytm Entertainment Limited	*	*	*	-	-
One97 Communications Singapore Private Limited	25	1	-	1	-
	<b>130</b>	<b>249</b>	<b>109</b>	<b>611</b>	<b>849</b>
<b>Loss allowance for other receivable for expenditure incurred</b>					
One97 Communications Nigeria Limited	10	6	10	5	5
One97 Communications Rwanda Private Limited	-	5	-	5	5
One97 Communications Bangladesh Private Limited	20	6	19	6	6
One97 Ivory Coast SA	2	3	2	3	3
One97 Benin SA	5	4	5	4	4
One97 Uganda Limited	-	8	-	8	8
Paytm Labs Inc.	-	2	-	2	2
	<b>37</b>	<b>34</b>	<b>36</b>	<b>33</b>	<b>33</b>
<b>Other current assets</b>					
Wasteland Entertainment Private Limited	61	131	83	119	59
Paytm Services Private Limited	111	27	203	50	-
Little Internet Private Limited	2	-	2	-	2
Fincollect Services Private Limited	22	26	19	-	-
Paytm Payments Services Limited	9	-	9	-	-
Paytm Money Limited	1	-	1	-	-
Paytm Financial Services Limited	-	-	-	*	-
Urja Money Private Limited	4	-	-	-	-
	<b>210</b>	<b>184</b>	<b>317</b>	<b>169</b>	<b>61</b>
<b>Inter corporate loan receivable (including accrued interest)</b>					
Little Internet Private Limited	82	74	80	72	-
Urja Money Private Limited	25	-	10	-	24
	<b>107</b>	<b>74</b>	<b>90</b>	<b>72</b>	<b>24</b>
<b>Trade receivables</b>					
One97 Communications Nigeria Limited	171	174	169	174	160
One97 Benin SA	*	*	*	*	*
One97 Communications Bangladesh Private Limited	1	1	1	2	1
One97 Uganda Limited	-	-	-	-	*
Mobiquest Mobile Technologies Private Limited	*	89	*	89	60
Paytm Services Private Limited	*	4	*	-	-
Paytm Money Limited	13	3	12	5	3
Paytm Labs Inc.	-	-	-	-	121
Orbgen Technologies Private Limited	*	*	2	1	-
Nearbuy India Private Limited	46	-	63	-	-
Fincollect Services Private Limited	*	*	*	13	-
One Nine Seven Communication Nepal Private Limited	71	37	61	40	-
One97 Communications Malaysia Sdn. Bdn	191	229	329	277	-
Wasteland Entertainment Private Limited	49	34	48	54	12
Paytm Entertainment Limited	16	-	-	-	-
Paytm Insurance Broking Private Limited	*	-	*	*	-
Paytm Payments Services Limited	2	-	2	-	-
One97 Communications FZ-LLC	1	-	5	4	-
One97 Communications Tanzania Private Limited	*	-	1	1	-
One97 Communications Singapore Private Limited	13	-	25	*	-
	<b>574</b>	<b>571</b>	<b>718</b>	<b>661</b>	<b>357</b>

\*Amount below rounding off norms adopted by the Group

Particulars	As at June 30, 2021	As at June 30, 2020	As at March 31, 2021	As at March 31, 2020	As at March 31, 2019
<b>Loss allowance for Trade receivables</b>					
One97 Communications Bangladesh Private Limited	1	-	1	-	-
One97 Benin SA	*	-	*	-	-
One97 Communications Nigeria Limited	171	174	169	130	60
	<b>172</b>	<b>174</b>	<b>170</b>	<b>130</b>	<b>60</b>
<b>Other financial assets</b>					
Orbgen Technologies Private Limited	*	*	*	*	1
Wasteland Entertainment Private Limited	-	20	-	-	-
Mobiquest Mobile Technologies Private Limited	-	*	*	-	5
Paytm Money Limited	-	-	*	-	-
Little Internet Private Limited	*	-	*	-	-
Paytm Labs Inc.	-	5	-	-	-
Nearbuy India Private Limited	2	2	2	2	-
Paytm Insurance Broking Private Limited	*	-	*	-	-
Paytm Services Private Limited	*	4	*	-	-
One97 Communications Nigeria Limited	*	*	*	-	-
One97 Communications FZ-LLC	-	1	-	-	-
One97 Communications Tanzania Private Limited	*	*	-	-	-
One97 Benin SA	*	*	*	-	-
One97 Communications Bangladesh Private Limited	-	*	*	-	-
One97 Communications Singapore Private Limited	-	*	-	-	-
One Nine Seven Communication Nepal Private Limited	-	4	-	-	-
One97 Communications Malaysia Sdn. Bdn	-	75	-	-	-
	<b>2</b>	<b>111</b>	<b>2</b>	<b>2</b>	<b>6</b>
<b>Trade payables (including accrued expenses)</b>					
One97 Communications India Limited	-	1	-	1	-
Orbgen Technologies Private Limited	2	-	3	*	78
Wasteland Entertainment Private Limited	30	51	57	44	95
Paytm Services Private Limited	138	26	244	49	-
Urja Money Private Limited	7	*	5	8	-
Fincollect Services Private Limited	24	3	10	5	-
Paytm Insurance Broking Private Limited	2	5	*	9	-
Mobiquest Mobile Technologies Private Limited	3	1	1	*	-
Paytm Entertainment Limited	2	*	2	*	-
Nearbuy India Private Limited	3	3	1	*	-
Little Internet Private Limited	3	-	2	1	-
Paytm Labs Inc.	267	-	109	-	454
Paytm Money Limited	20	13	25	3	3
	<b>501</b>	<b>103</b>	<b>459</b>	<b>120</b>	<b>630</b>

\*Amount below rounding off norms adopted by the Group

Annexure V - Notes to the Restated Consolidated Financial Information  
(Amounts in INR Million, unless otherwise stated)

Particulars	As at June 30, 2021	As at June 30, 2020	As at March 31, 2021	As at March 31, 2020	As at March 31, 2019
<b>Other financial liabilities</b>					
<b>-Payable to merchants</b>					
Little Internet Private Limited	*	*	*	-	1
Nearbuy India Private Limited	4	3	5	5	19
Urja Money Private Limited	*	*	*	-	-
Orbgen Technologies Private Limited	1	3	*	3	12
Wasteland Entertainment Private Limited	*	3	*	8	-
Mobiquest Mobile Technologies Private Limited	*	*	*	-	-
Paytm Services Private Limited	*	*	2	-	-
Fincollect Services Private Limited	*	*	*	*	-
	<b>5</b>	<b>9</b>	<b>7</b>	<b>16</b>	<b>32</b>
<b>-Payable on purchase of fixed assets</b>					
Orbgen Technologies Private Limited	16	8	3	22	14
Paytm Money Limited	*	-	*	-	-
Paytm Insuretech Private Limited	-	-	-	1	2
One97 Ivory Coast SA	-	-	-	2	-
Paytm Services Private Limited	-	-	-	*	*
	<b>16</b>	<b>8</b>	<b>3</b>	<b>25</b>	<b>16</b>
<b>-Others</b>					
One97 Communications Tanzania Private Limited	-	-	-	-	5
One97 Uganda Limited	-	-	-	-	1
One97 USA Inc.	-	-	-	-	25
	-	-	-	-	<b>31</b>
<b>-Other amount received from customers</b>					
Little Internet Private Limited	*	*	*	-	1
Nearbuy India Private Limited	*	-	*	-	-
Mobiquest Mobile Technologies Private Limited	*	-	*	-	-
Urja Money Private Limited	*	-	*	-	-
Wasteland Entertainment Private Limited	*	*	*	-	*
	*	*	*	-	<b>1</b>
<b>Contract Liabilities</b>					
Paytm Services Private Limited	5	-	3	-	-
Orbgen Technologies Private Limited	-	-	-	-	*
Nearbuy India Private Limited	-	*	-	-	-
Mobiquest Mobile Technologies Private Limited	-	*	-	-	-
	<b>5</b>	<b>-</b>	<b>3</b>	<b>-</b>	<b>*</b>

(ii) Urja Money Private Limited

Particulars	As at June 30, 2021	As at June 30, 2020	As at March 31, 2021	As at March 31, 2020	As at March 31, 2019
<b>Trade payables (including accrued expenses)</b>					
Fincollect Services Private Limited	*	2	-	2	-
	*	2	-	2	-
<b>Trade receivables</b>					
Fincollect Services Private Limited	1	*	1	11	-
	<b>1</b>	<b>*</b>	<b>1</b>	<b>11</b>	<b>-</b>
<b>Other financial assets (Other receivable)</b>					
Fincollect Services Private Limited	3	1	2	8	-
	<b>3</b>	<b>1</b>	<b>2</b>	<b>8</b>	<b>-</b>
<b>Inter corporate loan receivable (including accrued interest)</b>					
Fincollect Services Private Limited	4	3	8	*	-
	<b>4</b>	<b>*</b>	<b>8</b>	<b>*</b>	<b>-</b>

(iii) Little Internet Private Limited

Particulars	As at June 30, 2021	As at June 30, 2020	As at March 31, 2021	As at March 31, 2020	As at March 31, 2019
<b>Other financial assets (Other receivable)</b>					
Nearbuy India Private Limited	6	4	4	4	-
	<b>6</b>	<b>4</b>	<b>4</b>	<b>4</b>	<b>-</b>
<b>Trade payables (including accrued expenses)</b>					
Nearbuy India Private Limited	-	-	-	-	*
	<b>-</b>	<b>-</b>	<b>-</b>	<b>-</b>	<b>*</b>

\*Amount below rounding off norms adopted by the Group

(iv) Paytm Money Limited

Particulars	As at June 30, 2021	As at June 30, 2020	As at March 31, 2021	As at March 31, 2020	As at March 31, 2019
<b>Trade payables (including accrued expenses)</b>					
Paytm Services Private Limited	-	1	-	1	-
	-	1	-	1	-
<b>Other financial assets</b>					
Paytm Services Private Limited	*	-	*	-	-
	*	-	*	-	-

(v) Mobiquest Mobile Technologies Private Limited

Particulars	As at June 30, 2021	As at June 30, 2020	As at March 31, 2021	As at March 31, 2020	As at March 31, 2019
<b>Other financial assets</b>					
Xceed IT Solution Private Limited	10	10	10	10	10
	10	10	10	10	10

(vi) One97 Communications Singapore Private Limited

Particulars	As at June 30, 2021	As at June 30, 2020	As at March 31, 2021	As at March 31, 2020	As at March 31, 2019
<b>Other financial assets (Other receivable for expenditure incurred)</b>					
One Nine Seven Communication Nepal Private Limited	1	1	1	1	*
One97 Benin SA	10	10	10	11	10
One97 Communications Bangladesh Private Limited	1	1	1	1	1
One97 Communications FZ-LLC	-	39	-	77	74
One97 Communications Nigeria Limited	*	*	*	*	*
One97 Ivory Coast SA	*	*	*	*	*
One97 Uganda Limited	3	3	3	3	3
One Nine Seven Digital Solutions Limited	*	*	*	-	-
One Nine Seven Communications Saudi Arabia for Communication and Information Technology	3	-	1	-	-
	19	55	18	93	88
<b>Loss allowance for other receivable for expenditure incurred</b>					
One97 Communications Bangladesh Private Limited	1	1	1	1	-
One97 Communications Nigeria Limited	*	*	*	*	-
One97 Benin SA	10	10	10	10	-
One97 Uganda Limited	3	3	3	3	-
One97 Ivory Coast SA	*	*	*	*	-
One97 Communications FZ-LLC	-	21	-	51	-
	14	35	14	65	-
<b>Other financial liabilities</b>					
One97 Benin SA	*	-	*	*	-
One97 Ivory Coast SA	1	1	1	1	1
One97 Communications FZ-LLC	-	11	-	-	27
One Nine Seven Digital Solutions Limited	-	4	-	-	-
	1	16	1	1	28

(vii) One97 Communications Tanzania Private Limited

Particulars	As at June 30, 2021	As at June 30, 2020	As at March 31, 2021	As at March 31, 2020	As at March 31, 2019
<b>Other financial assets (Other receivable for expenditure incurred)</b>					
One97 Benin SA	*	*	*	*	*
One97 Ivory Coast SA	2	2	2	2	2
One97 Uganda Limited	1	1	1	1	1
Paytm Labs Inc	-	-	-	-	10
	3	3	3	3	13
<b>Other financial liabilities</b>					
One97 Benin SA	*	*	*	*	*
Paytm Labs Inc	-	-	-	-	10
	*	*	*	*	10

\*Amount below rounding off norms adopted by the Group



(viii) One97 Communications FZ-LLC

Particulars	As at June 30, 2021	As at June 30, 2020	As at March 31, 2021	As at March 31, 2020	As at March 31, 2019
<b>Other financial assets (Other receivable for expenditure incurred)</b>					
One97 Communications Nigeria Limited	1	1	1	1	*
One97 Benin SA	4	4	4	4	4
One97 Ivory Coast SA	*	*	*	*	*
One97 Uganda Limited	*	*	*	*	*
One Nine Seven Communications Saudi Arabia for Communication and Information Technology	2	*	1	-	-
	<b>8</b>	<b>6</b>	<b>7</b>	<b>5</b>	<b>4</b>
<b>Other financial liabilities</b>					
One97 Communications Bangladesh Private Limited	*	*	*	*	*
Paytm Labs Inc	-	-	-	-	21
	*	*	*	*	<b>21</b>

(ix) One97 Benin SA

Particulars	As at June 30, 2021	As at June 30, 2020	As at March 31, 2021	As at March 31, 2020	As at March 31, 2019
<b>Other financial assets (Other receivable for expenditure incurred)</b>					
One97 Communications Nigeria Limited	*	*	1	*	*
	*	*	<b>1</b>	*	*
<b>Other financial liabilities</b>					
One97 Communications Nigeria Limited	11	11	10	11	10
One97 Communications Rwanda Private Limited	*	*	*	*	*
	<b>11</b>	<b>11</b>	<b>10</b>	<b>11</b>	<b>10</b>

e) The following are the details of the investment eliminated during the three months periods ended June 30, 2021 and June 30, 2020 and years ended March 31, 2021, March 31, 2020 and March 31, 2019

(i) One97 Communications Limited

Particulars	As at June 30, 2021	As at June 30, 2020	As at March 31, 2021	As at March 31, 2020	As at March 31, 2019
<b>Investment in equity</b>					
One97 Communications Nigeria Limited	3	3	3	3	3
One97 Communications FZ LLC	21	21	21	21	21
One97 Communications India Limited	832	832	832	832	832
One97 Communications Singapore Private Limited	661	555	620	529	331
One97 USA Inc	33	33	33	33	33
Paytm Financial Services Limited	-	20	-	20	20
Paytm Entertainment Limited	2,451	1,476	2,317	1,476	638
Paytm Money Limited	2,653	2,020	2,641	1,660	803
Wasteland Entertainment Private Limited	1,504	1,197	1,481	1,197	1,197
Orbgen Technologies Private Limited	1,603	1,528	1,585	1,500	1,339
Urja Money Private Limited	220	220	220	220	140
Mobiquest Mobile Technologies Private Limited	195	102	195	102	102
Little Internet Private Limited	2,713	2,713	2,713	2,713	2,713
Paytm Insuretech Private Limited	-	-	-	26	26
Paytm Services Private Limited	51	27	50	17	16
Cube 26 software private limited	-	-	-	-	7
Paytm Insurance Broking Private Limited	764	106	776	55	-
Paytm Payments Services Limited	500	-	500	-	-
<b>Provision for diminution in value of equity</b>					
Wasteland Entertainment Private Limited	850	300	650	300	-
Orbgen Technologies Private Limited	1,317	1,185	1,185	1,185	751
Little Internet Private Limited	2,713	2,713	2,713	2,713	510
Paytm Insuretech Private Limited	-	-	-	26	26

\*Amount below rounding off norms adopted by the Group

(ii) Urja Money Private Limited

Particulars	As at June 30, 2021	As at June 30, 2020	As at March 31, 2021	As at March 31, 2020	As at March 31, 2019
<b>Investment in equity</b>					
Fincollect Services Private Limited	1	1	1	1	-

(iii) Little Internet Private Limited

Particulars	As at June 30, 2021	As at June 30, 2020	As at March 31, 2021	As at March 31, 2020	As at March 31, 2019
<b>Investment in equity</b>					
Nearbuy India Private Limited	3,347	3,317	3,340	3,275	3,257
<b>Provision for diminution in value of equity</b>					
Nearbuy India Private Limited	3,347	3,317	3,340	3,275	510

(iv) Mobiquest Mobile Technologies Private Limited

Particulars	As at June 30, 2021	As at June 30, 2020	As at March 31, 2021	As at March 31, 2020	As at March 31, 2019
<b>Investment in equity</b>					
Xceed IT Solution Private Limited	2	2	2	2	2
<b>Provision for diminution in value of equity</b>					
Xceed IT Solution Private Limited	2	2	2	2	2

(v) One97 Communications Singapore Private Limited

Particulars	As at June 30, 2021	As at June 30, 2020	As at March 31, 2021	As at March 31, 2020	As at March 31, 2019
<b>Investment in equity</b>					
One97 Communications Rwanda Private Limited	14	14	14	13	13
One97 Communications Tanzania Private Limited	67	66	66	64	63
One97 Communications Bangladesh Private Limited	3	3	3	3	3
One97 Uganda Limited	29	29	29	28	27
One97 Ivory Coast SA	1	1	1	1	1
One97 Benin SA	1	1	1	1	1
Paytm Labs Inc.	346	339	341	330	321
One97 Communications Malaysia Sdn. Bdn	2	2	2	2	2
One Nine Seven Communication Nepal Private Limited	4	3	3	3	3
One Nine Seven Digital Solutions Ltd	4	4	4	-	-
One Nine Seven Communications Saudi Arabia for Communication and Information Technology	11	11	11	-	-
<b>Provision for diminution in value of equity</b>					
One97 Communications Rwanda Private Limited	14	14	14	13	13
One97 Communications Tanzania Private Limited	67	66	66	64	63
One97 Uganda Limited	29	29	29	28	27
One97 Ivory Coast SA	1	1	1	1	1
One97 Benin SA	1	1	1	1	1

f) Additional disclosure required u/s 186 (4) of the Companies Act, 2013

Intercompany loans given by Holding Company, particulars of which are disclosed below as required by Sec 186(4) of the Companies Act 2013

Particulars	As at June 30, 2021	As at June 30, 2020	As at March 31, 2021	As at March 31, 2020	As at March 31, 2019
Little Internet Private Limited (refer note (i) below)	82	74	80	72	-
Urja Money Private Limited (refer note (ii) below)	25	-	10	-	24
Paytm Financial Services Limited (refer note (iii) below)	456	-	451	-	-
Paytm First Games Private Limited (refer note (iv) below)	807	-	-	-	-

(i) Outstanding loans carry interest rate of 12% (June 30, 2020 : 12% ; March 31, 2021 : 12% ; March 31, 2020 : 12% ; March 31, 2019 : Nil%) and loan is provided for carrying on its business.

(ii) Outstanding loans carry interest rate of 12% (June 30, 2020 : Nil% ; March 31, 2021 : 12% ; March 31, 2020 : Nil% ; March 31, 2019 : 11%) and loan is provided for carrying on its business.

(iii) Outstanding loans carry interest rate of 5.10% (June 30, 2020 : Nil% , March 31, 2021 : 5.10% , March 31, 2020 : Nil% , March 31, 2019 : Nil%) and loan is provided for carrying on its business.

(iv) Outstanding loans carry interest rate of 8% (June 30, 2020 : Nil% , March 31, 2021 : Nil% , March 31, 2020 : Nil% , March 31, 2019 : Nil%) and loan is provided for carrying on its business.

## 27. Gratuity

The Group provides for gratuity for employees in India as per the Payment of Gratuity Act, 1972. Employees who are in continuous service for a period of 5 years are eligible for gratuity. The amount of gratuity payable on retirement/termination is the employees last drawn basic salary per month computed proportionately for 15 days salary multiplied for the number of years of service. The gratuity plan is a funded plan and the Holding company makes contributions to recognised fund/insurer in India. The Group does not fully fund the liability and maintains a target level of funding to be maintained over a period of time based on estimations of expected gratuity payments. Disclosures given below are as per actuarial valuation report of independent actuary.

The following tables summarize the components of net benefit expenses recognized in the Restated Consolidated Statement of Profit and Loss and the funded status and amount recognized in the Restated Consolidated Statement of Assets and Liabilities.

Changes in the defined benefit obligation and fair value of plan assets as at June 30, 2021:

	Defined benefit obligation	Fair value of plan assets #	Benefit liability (Net)
As at April 01, 2021	413	(169)	244
Gratuity cost charged to Statement of profit or loss			
Current Service cost	24	-	-
Net interest expense/ (income) expense)	8	-	-
	-	(3)	-
<b>Sub-total included in Statement of profit or loss</b>	<b>32</b>	<b>(3)</b>	<b>29</b>
Remeasurement (gains)/losses in Other Comprehensive Income			
Actuarial changes arising from changes in demographic assumptions	-	-	-
Actuarial changes arising from changes in financial assumptions	(5)	-	-
Experience adjustments	(2)	*	-
<b>Sub-total included in OCI</b>	<b>(7)</b>	<b>*</b>	<b>(7)</b>
Net liability acquired on transfer of employees to Group	(2)	-	(2)
Benefits paid	(12)	12	*
Contributions by employer	-	-	-
<b>As at June 30, 2021</b>	<b>424</b>	<b>(160)</b>	<b>264</b>

Changes in the defined benefit obligation and fair value of plan assets as at June 30, 2020

	Defined benefit obligation	Fair value of plan assets #	Benefit liability (Net)
As at April 01, 2020	309	(100)	209
Gratuity cost charged to Statement of profit or loss			
Current Service cost	21	-	-
Net interest expense/ (income) expense)	5	-	-
	-	(1)	-
<b>Sub-total included in Statement of profit or loss</b>	<b>26</b>	<b>(1)</b>	<b>25</b>
Remeasurement (gains)/losses in Other Comprehensive Income			
Actuarial changes arising from changes in demographic assumptions	-	-	-
Actuarial changes arising from changes in financial assumptions	2	-	-
Experience adjustments	(7)	*	-
<b>Sub-total included in OCI</b>	<b>(5)</b>	<b>-</b>	<b>(5)</b>
Net liability acquired on transfer of employees to Group	14	-	14
Benefits paid	(1)	-	(1)
Contributions by employer	-	(40)	(40)
<b>As at June 30, 2020</b>	<b>343</b>	<b>(141)</b>	<b>202</b>

Changes in the defined benefit obligation and fair value of plan assets as at March 31, 2021:

	Defined benefit obligation	Fair value of plan assets #	Benefit liability (Net)
As at April 01, 2020	309	(100)	209
Liability acquired in business combinations	-	-	-
Gratuity cost charged to Statement of profit or loss			
Current Service cost	93	-	-
Net interest expense/ (income) expense)	20	-	-
	-	(7)	-
<b>Sub-total included in Statement of profit or loss</b>	<b>113</b>	<b>(7)</b>	<b>106</b>
Remeasurement (gains)/losses in Other Comprehensive Income			
Actuarial changes arising from changes in demographic assumptions	-	-	-
Actuarial changes arising from changes in financial assumptions	8	-	-
Experience adjustments	10	(1)	-
<b>Sub-total included in OCI</b>	<b>18</b>	<b>(1)</b>	<b>17</b>
Net liability acquired on transfer of employees to Group	8	-	8
Benefits paid	(35)	29	(6)
Contributions by employer	-	(90)	(90)
<b>As at March 31, 2021</b>	<b>413</b>	<b>(169)</b>	<b>244</b>

Changes in the defined benefit obligation and fair value of plan assets as at March 31, 2020:

	Defined benefit obligation	Fair value of plan assets #	Benefit liability (Net)
As at April 01, 2019	232	(111)	121
Gratuity cost charged to Statement of profit or loss			
Current Service cost	73	-	-
Net interest expense/ (income) Return on plan assets (excluding amounts included in net interest expense)	18	-	-
	-	(9)	-
<b>Sub-total included in Statement of profit or loss</b>	<b>91</b>	<b>(9)</b>	<b>82</b>
Remeasurement (gains)/losses in Other Comprehensive Income			
Actuarial changes arising from changes in demographic assumptions	*	-	-
Actuarial changes arising from changes in financial assumptions	1	-	-
Experience adjustments	3	*	-
<b>Sub-total included in OCI</b>	<b>4</b>	<b>*</b>	<b>4</b>
Net liability acquired on transfer of employees to Group	9	-	9
Benefits paid	(27)	19	(7)
<b>As at March 31, 2020</b>	<b>309</b>	<b>(100)</b>	<b>209</b>

Changes in the defined benefit obligation and fair value of plan assets as at March 31, 2019:

	Defined benefit obligation	Fair value of plan assets #	Benefit liability (Net)
As at April 01, 2018	170	(68)	102
Liability acquired in business combinations	9	-	9
Gratuity cost charged to Statement of profit or loss			
Current Service cost	71	-	-
Net interest expense/ income Return on plan assets (excluding amounts included in net interest expense)	14	-	-
	-	(5)	-
<b>Sub-total included in Statement of profit or loss</b>	<b>85</b>	<b>(5)</b>	<b>80</b>
Remeasurement (gains)/losses in Other Comprehensive Income			
Actuarial changes arising from changes in demographic assumptions	-	-	-
Actuarial changes arising from changes in financial assumptions	(9)	-	-
Experience adjustments- (Gain)/ Loss	14	(1)	-
<b>Sub-total included in OCI</b>	<b>5</b>	<b>(1)</b>	<b>4</b>
Net liability acquired on transfer of employees to Group	(23)	-	(23)
Benefits paid	(14)	8	(6)
Contributions by employer	-	(45)	(45)
<b>As at March 31, 2019</b>	<b>232</b>	<b>(111)</b>	<b>121</b>

# Fair value of the total plan assets are 100% in funds managed by Insurer.

\*Amount below rounding off norms adopted by the Group

The net liability disclosed above relates to funded plans as follows:

	June 30, 2021	June 30, 2020	March 31, 2021	March 31, 2020	March 31, 2019
Present value of the obligations at end	424	343	413	309	232
Fair value of plan assets	(160)	(141)	(169)	(100)	(111)
<b>Deficit of funded plan/gratuity plan</b>	<b>264</b>	<b>202</b>	<b>244</b>	<b>209</b>	<b>121</b>

The principal assumptions used in determining defined benefit obligations are shown below:

(i) Economic Assumptions

Particulars	June 30, 2021	June 30, 2020	March 31, 2021	March 31, 2020	March 31, 2019
	%	%	%	%	%
Discount rate	7.13	6.57	6.76	6.76	7.66
Future salary increases	10.00	FY 20-21: 0.00 FY 21-22: 5.00 Post FY 21-22: 10.00	10.00	FY 20-21: 0 FY 21-22: 5 Post FY 21-22: 10	10.00

(ii) Demographic Assumptions

Particulars	June 30, 2021	June 30, 2020	March 31, 2021	March 31, 2020	March 31, 2019
Retirement Age (Years)	60	60	60	60	60
Mortality rates inclusive of provision for disability	100% of IALM (2012 - 14)	100% of IALM (2012 - 14)	100% of IALM (2012 - 14)	100% of IALM (2012 - 14)	100% of IALM (2006 - 08)
Ages	Withdrawal Rate %				
Up to 30 Years	30	30	30	30	30
From 31 to 44 years	30	30	30	30	30
Above 44 years	30	30	30	30	30

A quantitative sensitivity analysis for significant assumption as at June 30, 2021 is as shown below:

Assumptions	June 30, 2021		June 30, 2021	
	Discount rate		Future salary increases	
Sensitivity Level	0.5% increase	0.5% decrease	0.5% increase	0.5% decrease
Impact on defined benefit obligation	(7)	8	7	(6)

A quantitative sensitivity analysis for significant assumption as at June 30, 2020 is as shown below:

Assumptions	June 30, 2020		June 30, 2020	
	Discount rate		Future salary increases	
Sensitivity Level	0.5% increase	0.5% decrease	0.5% increase	0.5% decrease
Impact on defined benefit obligation	(15)	16	15	(14)

A quantitative sensitivity analysis for significant assumption as at March 31, 2021 is as shown below:

Assumptions	March 31, 2021		March 31, 2021	
	Discount rate		Future salary increases	
Sensitivity Level	0.5% increase	0.5% decrease	0.5% increase	0.5% decrease
Impact on defined benefit obligation	(1)	14	13	*

A quantitative sensitivity analysis for significant assumption as at March 31, 2020 is as shown below:

Assumptions	March 31, 2020		March 31, 2020	
	Discount rate		Future salary increases	
Sensitivity Level	0.5% increase	0.5% decrease	0.5% increase	0.5% decrease
Impact on defined benefit obligation	(6)	6	5	(5)

A quantitative sensitivity analysis for significant assumption as at March 31, 2019 is as shown below:

Assumptions	March 31, 2019		March 31, 2019	
	Discount rate		Future salary increases	
Sensitivity Level	0.5% increase	0.5% decrease	0.5% increase	0.5% decrease
Impact on defined benefit obligation	(13)	13	13	(13)

The sensitivity analysis above have been determined based on a method that extrapolates the impact on defined benefit obligation as a result of reasonable changes in key assumptions occurring at the end of the reporting period. The methods and types of assumptions used in preparing the sensitivity analysis did not change compared to the prior period.

Expected contributions to post-employment benefit plans for the period ending June 30, 2022 are INR 11.58 (June 30, 2021: INR 91 March 31, 2022: INR 114; March 31, 2021: INR 84; March, 2020: INR 68).

The weighted average duration of the defined benefit obligation is 2.80 years (June 30, 2020: 2.80 March 31, 2021: 2.76; March 31, 2020: 2.76; March 31, 2019: 2.76).

The average remaining working life of members of the defined benefit obligation as at June 30, 2021 is 29.03 years (June 30, 2020: 29.48; March 31, 2021: 29.06; March 31, 2020: 29.65; March 31, 2019: 29.97)

The expected maturity analysis of gratuity is as follows:

	June 30, 2021	June 30, 2020	March 31, 2021	March 31, 2020	March 31, 2019
Within the next 12 months (next annual reporting period)	78	61	73	53	37
Between 1-2 years	81	77	78	58	31
Between 2 and 5 years	151	133	150	112	76
Beyond 5 years	114	72	112	86	88
<b>Total expected payments</b>	<b>424</b>	<b>343</b>	<b>413</b>	<b>309</b>	<b>232</b>

**Risk exposure**

Through its defined benefit plans, the Group is exposed to a number of risks, the most significant of which are detailed below:

**Asset volatility:** The plan assets are calculated using a discount rate set with reference to bond yields; if plan assets underperform this yield, there will be a deficit of the plan asset investments in fixed income securities with high grades and in government securities. These are subject to interest rate risk and the fund manages interest rate risk to an acceptable level.

**Changes in bond yields:** The defined benefit obligation calculated uses a discount rate based on government bonds. If bond yields fall, the defined benefit obligation will tend to increase.

**Inflation risks:** The payments are not linked to inflation, so this is a less material risk.

**Life expectancy:** Obligations are to provide benefits for the life of the member, so increases in life expectancy and inflation will result in an increase in the plans' liabilities. This is particularly significant where inflationary conditions result in higher sensitivity to changes in life expectancy.

**Major categories of plans assets are as follows:**

Particulars	As at June 30, 2021		As at June 30, 2020		As at March 31, 2021		As at March 31, 2020		As at March 31, 2019	
	Amount	In %	Amount	In %	Amount	In %	Amount	In %	Amount	In %
Government securities	(62)	38.71	(53)	37.57	(67)	39.39	(45)	45.22	(45)	40.79
Non convertible debentures	(79)	49.66	(67)	47.36	(85)	50.37	(45)	44.51	(58)	52.12
Others	(19)	11.63	(21)	15.07	(17)	10.24	(10)	10.27	(8)	7.09
<b>Total</b>	<b>(160)</b>	<b>100.00</b>	<b>(141)</b>	<b>100.00</b>	<b>(169)</b>	<b>100.00</b>	<b>(100)</b>	<b>100.00</b>	<b>(111)</b>	<b>100.00</b>

\*Amount below rounding off norms adopted by the Group

## 28. Income Tax

The major components of income tax expense for the three months period ended June 30, 2021 and June 30, 2020 and years ended March 31, 2021, March 31, 2020 and March 31, 2019 are:

### Restated Consolidated Statement of Profit and Loss:

	June 30, 2021	June 30, 2020	March 31, 2021	March 31, 2020	March 31, 2019
Current income tax:					
Current income tax charge	43	(39)	34	16	6
Deferred tax:					
Relating to origination and reversal of temporary differences	(12)	(2)	(7)	(174)	(71)
Income tax expense/(credit) reported in the restated consolidated statement of profit or loss	31	(41)	27	(158)	(65)

### Reconciliation of tax expense and the accounting profit multiplied by India's domestic tax rate for the three months period ended June 30, 2021 and June 30, 2020 and years ended March 31, 2021, March 31, 2020 and March 31, 2019:

	June 30, 2021	June 30, 2020	March 31, 2021	March 31, 2020	March 31, 2019
Accounting profit before income tax	(3,788)	(2,885)	(16,983)	(29,582)	(42,374)
At India's statutory income tax rate of 25.17% (June 30, 2020: 25.17%; March 31, 2021: 25.17%; March 31, 2020: 25.17%; March 31, 2019: 31.20%)	(953)	(726)	(4,274)	(7,445)	(13,221)
Tax expense during the year for One97 Employee Welfare Trust	3	-	2	1	1
Share of results of associates	31	(9)	186	141	(46)
Tax in foreign jurisdiction	2	2	(18)	1	1
Effect of tax free rates in foreign jurisdiction	(5)	(5)	(29)	(10)	(15)
Other non-deductible items	61	(17)	72	129	(25)
Losses on which deferred taxes not recognised#	784	602	3,762	5,829	12,828
Unabsorbed depreciation on which deferred taxes not recognised#	48	42	250	247	268
Other temporary differences on which deferred taxes utilised	(12)	(2)	(7)	(174)	(50)
Other temporary differences on which deferred taxes not recognised#	72	72	83	1,123	194
	31	(41)	27	(158)	(65)
Income tax expense/(credit) reported in the restated consolidated statement of profit and loss	31	(41)	27	(158)	(65)

### Deferred tax relates to the following:

	Restated Consolidated Statement of Assets and Liabilities					Restated Consolidated Statement of Profit and Loss				
	June 30, 2021	June 30, 2020	March 31, 2021	March 31, 2020	March 31, 2019	June 30, 2021	June 30, 2020	March 31, 2021	March 31, 2020	March 31, 2019
<b>Deferred tax liabilities</b>										
Accelerated depreciation for tax purposes	(5)	(10)	(6)	(11)	(278)	(1)	(1)	(6)	(267)	(48)
Unrealised gain on investments	-	-	-	(115)	(355)	-	(115)	(115)	(239)	-
<b>Deferred tax assets</b>										
Unabsorbed depreciation	-	-	-	115	448	-	115	115	332	-
<b>Net deferred tax liabilities</b>	<b>(5)</b>	<b>(10)</b>	<b>(6)</b>	<b>(11)</b>	<b>(185)</b>					
<b>Deferred tax assets</b>										
Accelerated depreciation for tax purposes	18	5	6	3	2	(11)	(1)	(1)	-	*
Provision for doubtful debts	4	4	4	4	4	-	-	-	-	-
Losses available for offsetting against future taxable income	24	24	24	24	23	-	-	-	-	-
<b>Deferred tax liabilities</b>										
Unrealised foreign exchange gain/loss	1	1	1	1	1	-	-	-	*	(23)
<b>Net deferred tax assets</b>	<b>47</b>	<b>34</b>	<b>35</b>	<b>32</b>	<b>30</b>					
<b>Deferred tax expense/(income)</b>						<b>(12)</b>	<b>(2)</b>	<b>(7)</b>	<b>(174)</b>	<b>(71)</b>

### Reconciliation of deferred tax assets and deferred tax liabilities

	Net deferred tax liabilities					Net deferred tax assets				
	June 30, 2021	June 30, 2020	March 31, 2021	March 31, 2020	March 31, 2019	June 30, 2021	June 30, 2020	March 31, 2021	March 31, 2020	March 31, 2019
Opening balance as of 1 April	(6)	(11)	(11)	(185)	(227)	35	32	32	30	8
Tax income/(expense) during the period/year recognised in profit or loss	1	1	6	174	48	11	1	*	*	22
Impact of Foreign currency translation reserves	-	-	(1)	-	*	1	1	3	2	-
Deferred taxes acquired in business combinations	-	-	-	-	(6)	-	-	-	-	-
<b>Closing balance as at 30 June/31 March</b>	<b>(5)</b>	<b>(10)</b>	<b>(6)</b>	<b>(11)</b>	<b>(185)</b>	<b>47</b>	<b>34</b>	<b>35</b>	<b>32</b>	<b>30</b>

# As at the three months period ended June 30, 2021 and June 30, 2020 and years ended March 31, 2021, March 31, 2020 and March 31, 2019 the Group is having net deferred tax assets comprising of deductible temporary differences, brought forward losses and unabsorbed depreciation under tax laws. However in the absence of reasonable certainty as to its realization of Deferred Tax Assets (DTA), DTA has not been created.

\* Amount below rounding off norms adopted by the Group

**Deductible temporary differences for which no deferred tax asset is recognised in the Restated Consolidated Statement of Assets and Liabilities:**

Particulars	Expiry Date (Period ended June 30,)	As of June 30, 2021	As of June 30, 2021 Tax impact @ 25.17%
Tax Losses	2023	3,316	835
	2024	14,943	3,761
	2025	7,179	1,807
	2026	13,937	3,508
	2027	38,247	9,626
	2028	22,715	5,717
	2029	14,948	3,762
	2030	3,115	784
<b>Total tax losses</b>		<b>118,400</b>	<b>29,800</b>
Unabsorbed depreciation	No expiry period	4,955	1,247
Other temporary differences		9,994	2,515
<b>Total</b>		<b>133,349</b>	<b>33,562</b>

**Deductible temporary differences for which no deferred tax asset is recognised in the Restated Consolidated Statement of Assets and Liabilities:**

Particulars	Expiry Date (Period ended June 30,)	As of June 30, 2020	As of June 30, 2020 Tax impact @ 25.17%
Tax Losses	2023	3,316	835
	2024	15,218	3,830
	2025	7,577	1,907
	2026	14,624	3,681
	2027	38,256	9,628
	2028	23,162	5,829
	2029	2,387	601
	<b>Total tax losses</b>		<b>104,540</b>
Unabsorbed depreciation	No expiry period	3,867	973
Other temporary differences		8,646	2,176
<b>Total</b>		<b>117,053</b>	<b>29,460</b>

**Deductible temporary differences for which no deferred tax asset is recognised in the Restated Consolidated Statement of Assets and Liabilities:**

Particulars	Expiry Date (Year ending March 31,)	As of March 31, 2021	As of March 31, 2021 Tax impact @ 25.17%
Tax Losses	2023	3,316	835
	2024	14,943	3,761
	2025	7,179	1,807
	2026	13,937	3,508
	2027	38,247	9,626
	2028	22,715	5,717
	2029	14,948	3,762
	<b>Total tax losses</b>		<b>115,285</b>
Unabsorbed depreciation	No expiry period	4,402	1,108
Other temporary differences		9,351	2,353
<b>Total</b>		<b>129,038</b>	<b>32,477</b>

**Deductible temporary differences for which no deferred tax asset is recognised in the Restated Consolidated Statement of Assets and Liabilities:**

Particulars	Expiry Date (Year ending March 31,)	As of March 31, 2020	As of March 31, 2020 Tax impact @ 25.17%
Tax Losses	2023	3,316	835
	2024	15,218	3,830
	2025	7,577	1,907
	2026	14,624	3,681
	2027	38,256	9,628
	2028	23,162	5,829
	<b>Total tax losses</b>		<b>102,153</b>
Unabsorbed depreciation	No expiry period	3,203	806
Other temporary differences		9,225	2,322
<b>Total</b>		<b>114,581</b>	<b>28,838</b>

**Deductible temporary differences for which no deferred tax asset is recognised in the Restated Consolidated Statement of Assets and Liabilities:**

Particulars	Expiry Date (Year ending March 31,)	As of March 31, 2019	As of March 31, 2019 Tax impact @ 31.20%
Tax Losses	2023	3,316	1,035
	2024	15,218	4,748
	2025	7,577	2,364
	2026	14,624	4,563
	2027	38,256	11,936
<b>Total tax losses</b>		<b>78,991</b>	<b>24,646</b>
Unabsorbed depreciation	No expiry period	1,246	389
Other temporary differences		4,332	1,351
<b>Total</b>		<b>84,569</b>	<b>26,386</b>

29. Commitments and contingencies

a. Leases

Operating lease: Group as Lessee

The Group has taken certain office space on operating lease. Rental expense towards leases charged to Restated Consolidated Statement of Profit and Loss amounts to INR 32, INR 12, INR 92, INR 148 and INR 128 for the three months period ended June 30, 2021 and June 30, 2020 and years ended March 31, 2021, March 31, 2020 and March 31, 2019 respectively.

The Group leases various offices under non-cancellable operating leases. The leases have varying terms, escalation clauses and renewal rights. On renewal, the terms of the leases are renegotiated.

b. Lease not yet commenced

During the year ended March 31, 2021, the Holding company had entered into a lease agreement for 9 years having lock-in period of 5 years, for which lease is not yet commenced as on June 30, 2021. The Group is committed to pay lease rentals of INR 1,439 (March 31, 2021: INR 1,439) over the period of 5 years. No such arrangement existed as on June 30, 2020, March 31, 2020 and March 31, 2019.

c. Capital commitments

Estimated amount of contracts towards property, plant & equipment remaining to be executed on capital account and not provided for is INR 3,741 (Net of capital advance of INR 214)[June 30 2020: INR 704 (Net of capital advance of INR 138), March 31 2021: INR 3,724 (Net of capital advance of INR 180), March 31 2020: INR 871 (Net of capital advance of INR 54) and March 31, 2019 : INR 403 (Net of capital advances of INR 24)].

d. Contingent liabilities

	As at June 30, 2021	As at June 30, 2020	As at March 31, 2021	As at March 31, 2020	As at March 31, 2019
i) Claims against the Group not acknowledged as debts	463	473	476	465	64
Income Tax related matters	59	-	16	-	-
<b>Total</b>	<b>522</b>	<b>473</b>	<b>492</b>	<b>465</b>	<b>64</b>

- ii) The Group will continue to assess the impact of further developments relating to retrospective application of Supreme Court judgement dated February 28, 2019 clarifying the definition of 'basic wages' under Employees' Provident Fund and Miscellaneous Provisions Act 1952 and deal with it accordingly. In the assessment of the management, the aforesaid matter is not likely to have a significant impact and accordingly, no provision has been made in these restated consolidated financial information.
- iii) During the year ended March 31, 2021, the Holding Company has been made aware of certain matters/claims relating to infringement of trademarks and patents in relation to the business activities carried on by it. The Holding Company actively monitors such matters/claims along with appropriate legal/technology experts to assess their veracity and takes action as considered necessary. In the opinion of the management, no material liability is likely to arise on account of such matters/claims, based on assessments made to date.

Notes:

- 1) It is not practicable for the Group to estimate the timing of cash outflows, if any.
- 2) The Group does not expect any reimbursements in respect of the above contingent liabilities.



30. Details of dues to Micro and Small Enterprises as per MSMED Act, 2006

	June 30, 2021	June 30, 2020	March 31, 2021	March 31, 2020	March 31, 2019
The principal amount and the interest due thereon remaining unpaid to any supplier as at the end of each accounting year					
- Principal amount due under MSMED Act	38	35	34	101	103
- Interest due on above	*	1	1	1	2
	<u>38</u>	<u>36</u>	<u>35</u>	<u>102</u>	<u>105</u>
	-	-	-	-	-
The amount of interest paid by the buyer in terms of section 16 of the MSMED Act 2006 along with the amounts of the payment made to the supplier beyond the appointed day during each accounting year					
Interest paid, other than under Section 16 of MSMED Act, to suppliers registered under the MSMED Act, beyond the appointed day during the year	-	-	-	-	-
The amount of interest due and payable for the period of delay in making payment (which have been paid but beyond the appointed day during the year) but without adding the interest specified under the MSMED Act 2006.	2	*	9	4	8
The amount of interest accrued and remaining unpaid at the end of each accounting year, for payment already made	23	12	21	12	8
The amount of further interest remaining due and payable even in the earlier years, until such date when the interest dues as above are actually paid to the small enterprise for the purpose of disallowance as a deductible expenditure under section 23 of the MSMED Act 2006	-	-	-	-	-
Principal amounts paid to suppliers registered under the MSMED Act, beyond the appointed day during the year	171	49	649	459	389

Total Outstanding dues of micro and small enterprises is INR 61(June 30, 2020: INR 48, March 31, 2021: INR 56; March 31, 2020: INR 114; March 31, 2019: INR 113).

\*Amount below rounding off norm adopted by the Group

**31. Fair value****Fair value hierarchy**

The following table provides the fair value measurement hierarchy of the group's assets and liabilities:

Level 1 - Quoted prices (unadjusted) in active markets for identical assets or liabilities.

Level 2 – Inputs other than quoted prices included within Level 1 that are observable for the asset or liability, either directly (i.e. as prices) or indirectly (i.e. derived from prices).

Level 3 - Inputs for the assets or liabilities that are not based on observable market data (unobservable inputs).

The following table presents fair value hierarchy of assets and liabilities measured at fair value on a recurring basis as of June 30, 2021

	As of June 30, 2021	Fair value measurement at end of the reporting period using		
		Level 1	Level 2	Level 3
<b>Assets</b>				
Investments at fair value through OCI				
Investment in equity shares	252	-	-	252
Investments at fair value through Profit and loss				
Investment in Compulsorily Convertible Preference Shares	40	-	-	40
Investments in Equity Shares	33	-	-	33
Investment in Mutual Funds	4,758	4,758	-	-
Inter corporate loans	675	-	-	675
Other financial assets at fair value through Profit and loss				
Other receivable from other party*	6,338	-	-	6,338

\*The Holding Company has an option to covert into equity shares of counter party.

The following table presents fair value hierarchy of assets and liabilities measured at fair value on a recurring basis as of June 30, 2020

	As of June 30, 2020	Fair value measurement at end of the reporting period using		
		Level 1	Level 2	Level 3
<b>Assets</b>				
Investments at fair value through OCI				
Investment in equity shares	27	-	-	27
Investments at fair value through Profit and loss				
Investment in Compulsorily Convertible Preference Shares	596	-	-	596
Investments in Equity Shares	132	-	-	132
Investment in Mutual Funds	11	11	-	-
Other financial assets at fair value through Profit and loss				
Other receivable from other party*	5,986	-	-	5,986

\*The Holding Company has an option to covert into equity shares of counter party.

The following table presents fair value hierarchy of assets and liabilities measured at fair value on a recurring basis as of March 31, 2021

	As of March 31, 2021	Fair value measurement at end of the reporting period using		
		Level 1	Level 2	Level 3
<b>Assets</b>				
Investments at fair value through OCI				
Investment in equity shares	248	-	-	248
Investments at fair value through Profit and loss				
Investment in Compulsorily Convertible Preference Shares	40	-	-	40
Investments in Equity Shares	53	-	-	53
Other financial assets at fair value through Profit and loss				
Other receivable from other party*	6,251	-	-	6,251

\*The Holding Company has an option to covert into equity shares of counter party.

The following table presents fair value hierarchy of assets and liabilities measured at fair value on a recurring basis as of March 31, 2020

	As of March 31, 2020	Fair value measurement at end of the reporting year using		
		Level 1	Level 2	Level 3
<b>Assets</b>				
Investments at fair value through OCI				
Investments in Equity Shares	76	-	-	76
Investments at fair value through Profit and loss				
Investment in Compulsorily Convertible Preference Shares	596	-	-	596
Investments in Equity Shares	132	-	-	132
Investment in Mutual Funds	22,266	22,266	-	-
Other financial assets at fair value through Profit and loss				
Other receivable from other party*	5,852	-	-	5,852

\*The Holding Company has an option to covert into equity shares of counter party.

The following table presents fair value hierarchy of assets and liabilities measured at fair value on a recurring basis as of March 31, 2019

	As of March 31, 2019	Fair value measurement at end of the reporting year using		
		Level 1	Level 2	Level 3
<b>Assets</b>				
Investments at fair value through OCI				
Investments in Equity Shares	80	-	-	80
Investments at fair value through Profit and loss				
Investment in Compulsorily Convertible Preference Shares	896	-	-	896
Investments in Equity Shares	75	-	-	75
Investment in Mutual Funds	23,988	23,988	-	-

The Group has assessed that fair value of all other financial assets and liabilities including cash and cash equivalents, bank balances other than cash and cash equivalents, trade receivables, loans, other financial assets, investments, trade payables, lease liabilities, borrowings and other financial liabilities, approximate their carrying amounts.

## 32. Financial risk management objectives and policies

The Group's activities expose it to a variety of financial risks, including market risk, credit risk and liquidity risk. The Group continues to focus on a system-based approach to business risk management. The Group's financial risk management process seeks to enable the early identification, evaluation and effective management of key risks facing the business. Backed by strong internal control systems, the current Risk Management Framework rests on policies and procedures issued by appropriate authorities; process of regular internal reviews/audits to set appropriate risk limits and controls; monitoring of such risks and compliance confirmation for the same.

### a. Market Risk

Market risk is the risk that the fair value of future cash flows of a financial instrument will fluctuate because of changes in market prices. Market prices comprise three types of risk: interest rate risk, foreign currency risk and price risk. The Group has in place appropriate risk management policies to limit the impact of these risks on its financial performance. The Group ensures optimization of cash through fund planning and robust cash management practices.

#### (i) Interest Rate Risk

Interest rate risk refers to the risk that the fair value or future cash flows of a financial instrument will fluctuate because of changes in market interest rates.

The Group's exposure to the risk of changes in market interest rates relates primarily to the Group's borrowings with floating interest rates.

The following table demonstrates the sensitivity to a reasonably possible change in interest rates, being a 0.5% increase or decrease in interest rate, with all other variables held constant, of the Group's loss before tax due to the impact on floating rate borrowings.

As at	June 30, 2021	June 30, 2020	March 31, 2021	March 31, 2020	March 31, 2019
Effect on loss before tax:					
Decrease by 50 bps	(24)	(13)	(27)	(10)	(35)
Increase by 50 bps	24	13	27	10	35

Other financial assets and liabilities of the Group are either non-interest bearing or fixed interest bearing instruments, the Group's net exposure to interest risk on such instruments is negligible.

The above sensitivity analysis is based on a reasonably possible change in the under-lying interest rate of the Group's borrowings while assuming all other variables to be constant.

Based on the movements in the interest rates historically and the prevailing market conditions as at the reporting date, the Group's management has concluded that the above mentioned rates used for sensitivity are reasonable benchmarks.

**(ii) Price risk**

The Group invests its surplus funds in various debt instruments, fixed deposits and debt mutual funds. These comprise of primarily debt based mutual funds (liquid investments), debentures and fixed deposits. All mutual fund investments are in liquid scheme only.

Mutual fund investments are susceptible to market price risk, mainly arising from changes in the interest rates or market yields which may impact the return and value of such investments.

Set out below is the impact of a 0.25% movement in the NAV of mutual funds and debt instruments on the Group's loss before tax:

	<b>Change in NAV</b>	<b>Effect on loss before tax</b>
June 30, 2021	0.25%	(16)
	-0.25%	16
June 30, 2020	0.25%	(28)
	-0.25%	28
March 31, 2021	0.25%	(4)
	-0.25%	4
March 31, 2020	0.25%	(80)
	-0.25%	80
March 31, 2019	0.25%	(62)
	-0.25%	62

The Group's is also exposed to equity/ preference shares price risk arising from investments held by the Group and classified in the Restated Consolidated Statement of Assets and Liabilities either as fair value through OCI or at fair value through profit or loss (refer note 6(a) and 6(b)). To manage its price risk arising from investments in equity/preference shares, the Group diversifies its portfolio. Diversification of the portfolio is done in accordance with the limits set by the Group.

**(iii) Foreign currency risk**

The Indian Rupee is the Group's most significant currency. As a consequence, the Group's results are presented in Indian Rupee and exposures are managed against Indian Rupee accordingly. Foreign currency risk is the risk that the fair value or future cash flows of an exposure will fluctuate because of changes in foreign exchange rates. The Group's exposure to the risk of changes in foreign exchange rates relates primarily to the Group's operating activities and investing activities (when revenue, expense and Property, Plant and Equipment is denominated in a foreign currency).

**One97 Communications Limited**  
**CIN: U72200DL2000PLC108985**  
**Annexure V - Notes to the Restated Consolidated Financial Information**  
**(Amounts in INR Million, unless otherwise stated)**

The carrying amounts of the Group's financial assets and liabilities denominated in United States Dollar (USD) are as follows:

	As at June 30, 2021		As at June 30, 2020		As at March 31, 2021		As at March 31, 2020		As at March 31, 2019	
	Financial assets	Financial liabilities	Financial assets	Financial liabilities	Financial assets	Financial liabilities	Financial assets	Financial liabilities	Financial assets	Financial liabilities
Amount in USD millions	2	1	2	-	1	3	3	3	4	2
<b>Total</b>	<b>2</b>	<b>1</b>	<b>2</b>	<b>-</b>	<b>1</b>	<b>3</b>	<b>3</b>	<b>3</b>	<b>4</b>	<b>2</b>

The following tables demonstrate the sensitivity of profit or loss to a reasonably possible change in USD exchange rates, with all other variables held constant. The Group's exposure to foreign currency changes for all other currencies is not material.

	Change in USD rate	Effect on loss before tax
June 30, 2021	10% strengthening of USD against INR	(8)
	10% weakening of USD against INR	7
June 30, 2020	10% strengthening of USD against INR	(12)
	10% weakening of USD against INR	10
March 31, 2021	10% strengthening of USD against INR	20
	10% weakening of USD against INR	(16)
March 31, 2020	10% strengthening of USD against INR	6
	10% weakening of USD against INR	(5)
March 31, 2019	10% strengthening of USD against INR	(17)
	10% weakening of USD against INR	14

The above sensitivity analysis is based on a reasonably possible change in the under-lying foreign currency against the functional currency while assuming all other variables to be constant.

Based on the movements in the foreign exchange rates historically and the prevailing market conditions as at the reporting date, the Group's management has concluded that the above mentioned rates used for sensitivity are reasonable benchmarks.

**b. Credit Risk**

Credit risk is the risk that counterparty will not meet its obligations under a financial instrument or contract, leading to a financial loss. The Group is exposed to credit risk from its operating activities (primarily trade receivables) and from its investing activities, including deposits with banks. Management has a credit policy in place and the exposure to credit risk is monitored on an ongoing basis.

All of the Group investments and loans at amortised cost are considered to have low credit risk, and the loss allowance recognised during the period was therefore limited to 12 months expected losses. Management considers instruments to be low credit risk when they have a low risk of default and the issuer has a strong capacity to meet its contractual cash flow obligations in the near term.

**(i) Trade receivables**

The Group is exposed to credit risk in the event of non-payment by customers. Customer credit risk is managed subject to the Group's established policy, procedures and control relating to customer credit risk management. An impairment analysis is performed at each reporting date by grouping the receivables in homogeneous group. The calculation is based on lifetime expected credit losses.

*Expected credit loss for trade receivable under simplified approach- three months period ended June 30, 2021*

Ageing	Unbilled Dues	Not Due	0-1 year	1-2 year	2-3 year	>3 year	Specific	Total
Gross carrying amount	1,973	931	2,658	354	219	167	746	7,048
Expected credit losses (Loss allowance provision)	195	46	133	253	174	152	746	1,699
Carrying amount (net of Loss allowance)	1,778	885	2,525	101	45	15	-	5,349

*Expected credit loss for trade receivable under simplified approach- three months period ended June 30, 2020*

Ageing	Unbilled Dues	Not Due	0-1 year	1-2 year	2-3 year	>3 year	Specific	Total
Gross carrying amount	1,764	913	1,706	236	82	176	726	5,603
Expected credit losses (Loss allowance provision)	289	33	62	141	73	171	726	1,495
Carrying amount (net of Loss allowance)	1,475	880	1,644	95	9	5	-	4,108

*Expected credit loss for trade receivable under simplified approach- year ended March 31, 2021*

Ageing	Unbilled Dues	Not Due	0-1 year	1-2 year	2-3 year	>3 year	Specific	Total
Gross carrying amount	1,578	1,421	1,940	321	160	187	676	6,283
Expected credit losses (Loss allowance provision)	258	45	62	204	148	177	676	1,570
Carrying amount (net of Loss allowance)	1,320	1,376	1,878	117	12	10	-	4,713

*Expected credit loss for trade receivable under simplified approach- year ended March 31, 2020*

Ageing	Unbilled Dues	Not Due	0-1 year	1-2 year	2-3 year	>3 year	Specific	Total
Gross carrying amount	2,124	1,020	1,952	182	79	170	765	6,292
Expected credit losses (Loss allowance provision)	201	32	59	80	70	153	765	1,360
Carrying amount (net of Loss allowance)	1,923	988	1,893	102	9	17	-	4,932

*Expected credit loss for trade receivable under simplified approach- year ended March 31, 2019*

Ageing	Unbilled Dues	Not Due	0-1 year	1-2 year	2-3 year	>3 year	Specific	Total
Gross carrying amount	2,138	760	1,826	105	106	97	537	5,569
Expected credit losses (Loss allowance provision)	78	34	80	20	85	91	537	1,025
Carrying amount (net of Loss allowance)	1,960	726	1,744	85	21	6	-	4,544

Reconciliation of loss allowance	Loss allowance measured at simplified approach
<b>Loss allowance as on April 1, 2018</b>	<b>715</b>
Creation during the year#	310
<b>Loss allowance as on March 31, 2019</b>	<b>1,025</b>
Creation during the year#	335
<b>Loss Allowance as on March 31, 2020</b>	<b>1,360</b>
<b>Loss Allowance as on April 1, 2020</b>	<b>1,360</b>
Creation during the period#	135
<b>Loss Allowance as on June 30, 2020</b>	<b>1,495</b>
<b>Loss Allowance as on April 1, 2020</b>	<b>1,360</b>
Creation during the year#	210
<b>Loss Allowance as on March 31, 2021</b>	<b>1,570</b>
Creation during the period#	129
<b>Loss Allowance as on June 30, 2021</b>	<b>1,699</b>

# The above total includes foreign currency adjustments as applicable for each period/year.

The maximum exposure to credit risk at the reporting date is the carrying value of each class of financial assets. The Group does not hold collateral as security.



**(ii) Other financial assets**

Credit risk from balances with banks and financial institutions is managed by the Group's treasury department in accordance with the Group's policy. Investment of surplus funds is made only with banks of high repute.

The Group's maximum exposure to credit risk for the components of the Restated Consolidated Statement of Assets and Liabilities at June 30, 2021, June 30, 2020 March 31, 2021, March 31, 2020 and March 31, 2019 is the carrying amounts as illustrated in Note 6 and Note 9.

<b>Reconciliation of loss allowance</b>	<b>Loss allowance measured at 12 month expected loss</b>
<b>Loss allowance as on April 1, 2018</b>	<b>31</b>
Creation during the year#	-
<b>Loss allowance as on March 31, 2019</b>	<b>31</b>
Creation during the year#	-
<b>Loss Allowance as on March 31, 2020</b>	<b>31</b>
<b>Loss Allowance as on April 1, 2020</b>	<b>31</b>
Creation during the period#	1
<b>Loss Allowance as on June 30, 2020</b>	<b>32</b>
<b>Loss Allowance as on April 1, 2020</b>	<b>31</b>
Creation during the year#	215
<b>Loss Allowance as on March 31, 2021</b>	<b>246</b>
Creation during the period#	-
<b>Loss Allowance as on June 30, 2021</b>	<b>246</b>

# The above total includes foreign currency adjustments as applicable for each period/year.

**c. Liquidity Risk**

The Group's objective is to maintain a balance between continuity of funding and flexibility through the use of bank overdrafts, working capital loans etc. Group monitor their risk of shortage of funds using cash flow forecasting models. These models consider the maturity of their financial investments, committed funding and projected cash flows from operations.

The Group's objective is to provide financial resources to meet its business objectives in a timely, cost effective and reliable manner. A balance between continuity of funding and flexibility is maintained through the use of bank borrowings. The Group also monitors compliance with its debt covenants. The maturity profile of the Group's financial liabilities based on contractual undiscounted payments is given in the table below:

Particulars	0-180 days	181-365 days	1-2 Year	More than 2 year	Total
<b>As at June 30, 2021</b>					
Borrowings	4,760	-	-	-	4,760
Lease liabilities	172	47	209	716	1,144
Trade payables	5,697	-	-	-	5,697
Other financial liabilities	12,296	-	-	-	12,296
<b>Total</b>	<b>22,925</b>	<b>47</b>	<b>209</b>	<b>716</b>	<b>23,897</b>
<b>As at June 30, 2020</b>					
Borrowings	2,534	-	-	-	2,534
Lease liabilities	237	208	301	1,282	2,028
Trade payables	4,862	-	-	-	4,862
Other financial liabilities	7,227	-	-	-	7,227
<b>Total</b>	<b>14,860</b>	<b>208</b>	<b>301</b>	<b>1,282</b>	<b>16,651</b>
<b>As at March 31, 2021</b>					
Borrowings	5,449	-	-	-	5,449
Lease liabilities	136	139	201	520	996
Trade payables	6,052	-	-	-	6,052
Other financial liabilities	5,153	-	-	-	5,153
<b>Total</b>	<b>16,790</b>	<b>139</b>	<b>201</b>	<b>520</b>	<b>17,650</b>
<b>As at March 31, 2020</b>					
Borrowings	2,004	77	-	-	2,081
Lease liabilities	259	287	553	2,006	3,105
Trade payables	6,116	-	-	-	6,116
Other financial liabilities	2,339	-	-	-	2,339
<b>Total</b>	<b>10,718</b>	<b>364</b>	<b>553</b>	<b>2,006</b>	<b>13,641</b>
<b>As at March 31, 2019</b>					
Borrowings	6,956	-	-	-	6,956
Lease liabilities	243	222	450	2,425	3,340
Trade payables	7,360	-	-	-	7,360
Other financial liabilities	7,008	46	-	-	7,054
<b>Total</b>	<b>21,567</b>	<b>268</b>	<b>450</b>	<b>2,425</b>	<b>24,710</b>

### 33. Capital Management

The Group's objectives while managing capital is to safeguard its ability to continue as a going concern and to generate adequate returns for its shareholders and ensuring benefits for other stakeholders. The key objective of the Group's capital management is to ensure that it maintains a stable capital structure with the focus on total equity, uphold investor; creditor and customer confidence, and ensure future development of its business activities. The Group manages its capital structure and makes adjustments to it, in light of changes in economic conditions or its business requirements.

The Group's capital management objective is to remain majorly a debt-free Group till the time it achieves break-even. In order to meet this objective, Group meets anticipated funding requirements for developing new businesses, expanding its geographical base, entering in to strategic mergers and acquisitions and other strategic investments, by issuance of equity capital together with cash generated from Group's operating and investing activities. The Group utilizes certain working capital facilities in the form of short term bank overdraft and term loans to meet anticipated interim working capital requirements.

No changes were made in the objectives, policies or processes for managing capital during the periods/years ended June 30, 2021, June 30, 2020, March 31, 2021, March 31, 2020 and March 31, 2019.

### **34. Segment Reporting**

During the year ended March 31, 2021, the Group reassessed the basis of segment reporting. This reassessment was necessitated by the change in business strategy over the period, increased interdependency between various service lines, increased fungibility of resources/common cost, change in the way Board of Directors (Chief Operating Decision Maker "CODM") review the Group's performance etc. Until the period ended June 30, 2020, the Group disclosed four reportable segments that were Payment, Commerce, Cloud and others.

In line with the above shift in business strategy and the consequent change in the way the CODM reviews the performance, management of the Group has aligned segment disclosure to the above change. Further, it has been concluded that though there are different business units/entities of the Group, including Payment and Financial services, Commerce and cloud services, information reviewed by the CODM is at the revenue level and the Group does not allocate operating costs and expenses, assets and liabilities across business units, as the CODM does not use such information to allocate resources or evaluate the performance of the business units. Allocation of resources and assessment of financial performance is done at the consolidated level.

CODM reviews results of Subsidiaries, Associates and Joint Ventures of the Group on consolidated basis and considering the nature of business operations of these entities, revenues from these are reviewed as either Payment and Financial Services or Commerce and Cloud Services. The CODM reviews the revenue of domestic and international subsidiaries and joint ventures as part of commerce and cloud business. Revenue from the associates in the banking and financial services business is reviewed as part of the revenues of Payment and Financial Services business. The results of above business are reviewed as part of single segment.

Accordingly, it has been assessed that Group operates in a single operating as well as Reportable Segment. The segment reporting for the three months period ended June 30, 2020 and years ended March 31, 2020 and March 31, 2019 has also been restated for this change in segment reporting.

The Group has revenues primarily from customers domiciled in India. Substantially all of the Group's non-current operating assets are domiciled in India.

#### **Information about major customers**

Revenues of INR 1,305 are derived from one external customer (June 30, 2020: 1559 from one external customer; March 31, 2021: INR 8,634 from one external customers; March 31, 2020: INR 15,226 from two external customers; March 31, 2019: INR 19,202 from two external customers).

35. Additional information

For the period ended June 30, 2021

Name of the entity	Net Assets, i.e., total assets minus total liabilities		Share in Loss for the period		Share in Total Other Comprehensive Income/(Loss) for the period		Share in Total Comprehensive Income/ (Loss) for the period		
	As % of consolidated net assets	Amount	As % of consolidated profit or loss	Amount	As % of consolidated OCI	Amount	As % of consolidated total comprehensive income	Amount	
<b>Parent</b>									
One97 Communications Limited	107.21 %	66,962	103.48 %	(3,950)	15.93 %	8	104.71 %	(3,942)	
Adjustment due to consolidation	(26.09)%	(16,295)	(10.11)%	386	87.03 %	47	(11.50)%	433	
<b>Subsidiaries</b>									
<b>Indian</b>									
One97 Communications India Limited	1.32 %	826	0.00 %	*	0.10 %	*	0.00 %	*	
Paytm Entertainment Limited	3.61 %	2,255	(0.35)%	13	(0.00)%	*	(0.35)%	13	
Paytm Money Limited	0.71 %	441	1.60 %	(61)	0.56 %	*	1.62 %	(61)	
Wasteland Entertainment Private Limited	0.33 %	204	1.68 %	(64)	0.24 %	*	1.70 %	(64)	
Urja Money Private Limited (Including step down subsidiary)	(0.05)%	(31)	0.31 %	(12)	(1.19)%	(1)	0.33 %	(13)	
Mobiquest Mobile Technologies Private Limited (Including step down subsidiary)	0.09 %	54	0.26 %	(10)	0.49 %	*	0.27 %	(10)	
Little Internet Private Limited (Including step down subsidiary)	(0.50)%	(309)	0.32 %	(12)	0.20 %	*	0.32 %	(12)	
Orbgen Technologies Private Limited	0.17 %	107	0.20 %	(8)	(3.32)%	(2)	0.25 %	(10)	
Paytm Payments Services Limited (w.e.f October 10, 2020)	0.79 %	496	(0.07)%	3	0.00 %	-	(0.07)%	3	
Paytm Insurance Broking private limited	0.60 %	372	0.75 %	(28)	0.44 %	*	0.76 %	(28)	
Paytm Services Private Limited (Formerly known as Balance Technology Private Limited)	0.06 %	39	(0.32)%	12	(0.27)%	*	(0.32)%	12	
<b>Foreign</b>									
One97 Communications Singapore Private Limited (Including step down subsidiary)	2.44 %	1,521	(1.23)%	47	-	-	(1.24)%	47	
One97 Communications FZ-LLC	0.16 %	99	(0.40)%	15	-	-	(0.40)%	15	
One97 Communications Nigeria Limited	(0.22)%	(139)	0.28 %	(11)	-	-	0.29 %	(11)	
One97 USA Inc.	0.01 %	5	0.00 %	*	-	-	0.00 %	*	
Non controlling interests in subsidiaries	(0.32)%	(203)	0.43 %	(17)	(0.20)%	*	0.44 %	(17)	
<b>Interest in Associates (Investments as per equity method)</b>									
<b>Indian</b>									
Paytm Payments Bank Limited	7.86 %	4,911	(0.41)%	16	-	-	(0.41)%	16	
Paytm General Insurance Limited	(0.12)%	(74)	-	-	-	-	-	-	
Paytm Life Insurance Limited	0.00 %	1	0.00 %	*	-	-	0.00 %	*	
Infinity Transoft Private Limited	(0.10)%	(65)	0.00%	*	-	-	-	*	
Eatgood Technologies Private Limited	0.10 %	65	0.07 %	(3)	-	-	0.08 %	(3)	
Paytm Financials Services Limited	0.14 %	89	0.00 %	*	-	-	0.00 %	*	
Paytm Insuretech Private Limited (Formerly known as QoRQL Private Limited)	0.03 %	20	-	-	-	-	-	-	
<b>Interest in Joint Venture (Investments as per equity method)</b>									
Paytm First Games Private Limited (Formerly known as Gamepind Entertainment Private Limited)	1.77 %	1,104	3.49 %	(133)	-	-	3.54 %	(133)	
	<b>100.00%</b>	<b>62,455</b>	<b>380</b>	<b>100.00%</b>	<b>(3,819)</b>	<b>100.00%</b>	<b>53</b>	<b>100.00%</b>	<b>(3,766)</b>

\* Amount below rounding off norms adopted by the Group

For the period ended June 30, 2020

Name of the entity	Net Assets, i.e., total assets minus total liabilities		Share in profit or (loss)		Share in other comprehensive income (OCI)		Share in total comprehensive income	
	As % of consolidated net assets	Amount	As % of consolidated profit or loss	Amount	As % of consolidated OCI	Amount	As % of consolidated total comprehensive income	Amount
<b>Parent</b>								
One97 Communications Limited	104.42 %	81,595	92.46 %	(2,630)	(15.77)%	6	91.06 %	(2,624)
Adjustment due to consolidation	(17.01)%	(13,249)	(2.39)%	68	114.15 %	(42)	(0.89)%	26
<b>Subsidiaries</b>								
<b>Indian</b>								
One97 Communications India Limited	1.06 %	826	(0.02)%	*	0.04 %	*	(0.01)%	*
Paytm Financials Services Limited	0.03 %	21	(0.00)%	*	-	-	(0.00)%	*
Paytm Entertainment Limited	1.80 %	1,406	(0.00)%	*	(0.02)%	*	(0.00)%	*
Paytm Money Limited	0.65 %	504	6.70 %	(191)	(0.93)%	*	6.60 %	(191)
Wasteland Entertainment Private Limited	0.25 %	195	2.26 %	(64)	(0.84)%	*	2.22 %	(64)
Urja Money Private Limited (Including step down subsidiary)	0.03 %	21	0.51 %	(14)	(1.43)%	1	0.48 %	(13)
Mobiquest Mobile Technologies Private Limited (Including step down subsidiary)	(0.05)%	(38)	0.21 %	(6)	1.21 %	*	0.22 %	(6)
Little Internet Private Limited (Including step down subsidiary)	(0.26)%	(199)	0.78 %	(22)	(0.42)%	*	0.76 %	(22)
Orbgen Technologies Private Limited	0.15 %	119	1.63 %	(46)	3.86 %	(1)	1.66 %	(47)
Paytm Insurance Broking Private Limited	0.05 %	38	0.93 %	(26)	0.23 %	*	0.92 %	(27)
Paytm Services Private Limited (Formerly known as Balance Technology Private Limited)	(0.00)%	(1)	0.65 %	(19)	(0.15)%	*	0.64 %	(19)
<b>Foreign</b>								
One97 Communications Singapore Private Limited (Including step down subsidiary)	1.13%	886	(3.54)%	101	-	-	(3.49)%	101
One97 Communications FZ-LLC	0.03%	25	(0.23)%	6	-	-	(0.23)%	6
One97 Communications Nigeria Limited	(0.18)%	(144)	0.36 %	(10)	-	-	0.35 %	(10)
One97 USA Inc.	0.01%	7	0.02 %	*	-	-	0.02 %	*
Non controlling interests in subsidiaries	(0.21)%	(165)	0.88 %	(25)	0.06 %	*	0.87 %	(25)
<b>Interest in Associates (Investments as per equity method)</b>								
<b>Indian</b>								
Paytm Payments Bank Limited	6.25%	4,880	(6.98)%	199	-	-	(6.89)%	199
Paytm General Insurance Limited	(0.02)%	(16)	0.17 %	(5)	-	-	0.17 %	(5)
Paytm Life Insurance Limited	0.00%	1	0.00 %	*	-	-	0.00 %	*
Infinity Transoft Private Limited	0.09%	32	0.09 %	(3)	-	-	0.09 %	(3)
Eatgood Technologies Private Limited	0.08%	66	0.28 %	(8)	-	-	0.28 %	(8)
Paytm Insuretech Private Limited	0.03%	21	-	-	-	-	-	-
<b>Interest in Joint Venture (Investments as per equity method)</b>								
Paytm First Games Private Limited (Formerly known as Gamepind Entertainment Private Limited)	1.68 %	1,309	5.24 %	(149)	-	-	5.17 %	(149)
	<b>100.00%</b>	<b>78,140</b>	<b>100.00%</b>	<b>(2,844)</b>	<b>100.00%</b>	<b>(37)</b>	<b>100.00%</b>	<b>(2,881)</b>

\* Amount below rounding off norms adopted by the Group

For the year ended March 31, 2021

Name of the entity	Net Assets, i.e., total assets minus total liabilities		Share in Restated Loss for the year		Share in Restated Other Comprehensive Income/(Loss) for the year		Share in Restated Total Comprehensive Income/ (Loss) for the year	
	As % of consolidated net assets	Amount	As % of consolidated profit or loss	Amount	As % of consolidated OCI	Amount	As % of consolidated total comprehensive income	Amount
<b>Parent</b>								
One97 Communications Limited	107.19 %	69,845	91.72 %	(15,602)	51.21 %	(15)	91.65 %	(15,617)
		-				-		
Adjustment due to consolidation	(22.89)%	(14,916)	(2.76)%	470	38.92 %	(12)	(2.68)%	458
<b>Subsidiaries</b>								
<b>Indian</b>								
One97 Communications India Limited	1.27 %	826	(0.00)%	*	0.05 %	*	(0.00)%	*
Paytm Entertainment Limited	3.44 %	2,242	(0.08)%	14	0.00 %	*	(0.08)%	14
Paytm Money Limited	0.75 %	490	4.82 %	(819)	6.30 %	(2)	4.82 %	(821)
Wasteland Entertainment Private Limited	0.38 %	246	1.43 %	(243)	6.14 %	(2)	1.44 %	(245)
Urja Money Private Limited (Including step down subsidiary)	(0.02)%	(12)	0.22 %	(37)	(1.93)%	1	0.21 %	(36)
Mobiquest Mobile Technologies Private Limited (Including step down subsidiary)	0.11 %	69	(0.01)%	2	1.81 %	*	(0.01)%	2
Little Internet Private Limited (Including step down subsidiary)	(0.45)%	(290)	0.46 %	(78)	(2.95)%	1	0.46 %	(77)
Orbgen Technologies Private Limited	0.15 %	98	0.75 %	(127)	(5.99)%	2	0.74 %	(125)
Paytm Payments Services Limited (w.e.f October 10, 2020)	0.76 %	494	0.04 %	(6)	-	-	0.04 %	(6)
Paytm Insurance Broking private limited	0.63 %	412	1.88 %	(320)	2.21 %	(1)	1.88 %	(321)
Paytm Services Private Limited (Formerly known as Balance Technology Private Limited)	0.04 %	26	0.09 %	(14)	(0.20)%	*	0.08 %	(15)
<b>Foreign</b>								
One97 Communications Singapore Private Limited (Including step down subsidiary)	2.14%	1,397	(2.82)%	480	-	-	(2.82)%	480
One97 Communications FZ-LLC	0.13%	82	(0.38)%	65	-	-	(0.38)%	65
One97 Communications Nigeria Limited	(0.21)%	(138)	0.03 %	(5)	-	-	0.03 %	(5)
One97 USA Inc.	0.01%	5	0.01 %	(2)	-	-	0.01 %	(2)
Non controlling interests in subsidiaries	(0.29)%	(186)	0.29 %	(49)	(1.72)%	*	0.29 %	(49)
<b>Interest in Associate (Investments as per equity method)</b>								
<b>Indian</b>								
Paytm Payments Bank Limited	7.40%	4,825	(0.55)%	94	5.90 %	(2)	(0.54)%	92
Paytm General Insurance Limited	(0.09)%	(60)	0.03 %	(5)	-	-	0.03%	(5)
Paytm Life Insurance Limited	0.00%	1	0.00%	*	-	-	0.00%	*
Infinity Transoft Private Limited	(0.10)%	(62)	0.06 %	(10)	-	-	0.06%	(10)
Eatgood Technologies Private Limited	0.12%	79	0.21 %	(35)	-	-	0.20%	(35)
Paytm Financials Services Limited	0.14%	91	0.00 %	(1)	-	-	0.00%	(1)
Paytm Insuretech Private Limited	0.03%	20	-	-	-	-	-	-
<b>Interest in Joint Venture (Investments as per equity method)</b>								
Paytm First Games Private Limited (Formerly known as Gamepind Entertainment Private Limited)	(0.65)%	(422)	4.59 %	(781)	0.26 %	*	4.59 %	(782)
	<b>100.00%</b>	<b>65,162</b>	<b>100.00%</b>	<b>(17,010)</b>	<b>100.00%</b>	<b>(30)</b>	<b>100.00%</b>	<b>(17,040)</b>

\* Amount below rounding off norms adopted by the Group

For the year ended March 31, 2020

Name of the entity	Net Assets, i.e., total assets minus total liabilities		Share in Restated Loss for the year		Share in Restated Other Comprehensive Income/(Loss) for the year		Share in Restated Total Comprehensive Income/ (Loss) for the year	
	As % of consolidated net assets	Amount	As % of consolidated profit or loss	Amount	As % of consolidated OCI	Amount	As % of consolidated total comprehensive income	Amount
<b>Parent</b>								
One97 Communications Limited	103.96 %	84,115	96.29 %	(28,332)	51.78 %	(5)	96.28 %	(28,337)
Adjustment due to consolidation	(15.79)%	(12,779)	(9.33)%	2,744	69.99 %	(7)	(9.30)%	2,737
<b>Subsidiaries</b>								
<b>Indian</b>								
One97 Communications India Limited	1.02 %	826	(0.01)%	3	-	-	(0.01)%	3
Paytm Financial Services Limited	0.03 %	21	0.00%	*	-	-	0.00%	*
Paytm Entertainment Limited	1.74 %	1,406	0.01 %	(2)	-	-	0.01 %	(2)
Paytm Money Limited	0.40 %	321	3.14 %	(924)	3.91 %	*	3.14 %	(924)
Wasteland Entertainment Private Limited	0.31 %	255	1.02 %	(299)	(12.89)%	1	1.01 %	(298)
Urja Money Private Limited (Including step down subsidiaries)	0.05 %	42	0.17 %	(51)	(1.84)%	*	0.17 %	(51)
Mobiquest Mobile Technologies Private Limited (Including step down subsidiaries)	(0.03)%	(26)	0.03 %	(9)	(5.34)%	1	0.03 %	(8)
Little Internet Private Limited (Including step down subsidiaries)	(0.18)%	(149)	5.51 %	(1,621)	10.97 %	(1)	5.51 %	(1,622)
Orbgen Technologies Private Limited	0.17 %	139	0.96 %	(283)	(25.89)%	3	0.95 %	(280)
Paytm Insuretech Private Limited (Formerly known as QoRQL Private Limited)	(0.01)%	(5)	0.00 %	(1)	-	-	0.00 %	(1)
Paytm Insurance Broking private limited	0.02 %	14	0.15 %	(43)	(0.68)%	*	0.15 %	(43)
Paytm Services Private Limited (Formerly known as Balance Technology Private Limited)	0.01 %	8	(0.02)%	7	3.49 %	*	(0.02)%	6
<b>Foreign</b>								
One97 Communications Singapore Private Limited (Including step down subsidiaries)	0.94%	759	(3.35)%	984	-	-	(3.34)%	984
One97 Communications FZ-LLC	0.02%	18	(0.06)%	17	-	-	(0.06)%	17
One97 Communications Nigeria Limited	(0.17)%	(138)	0.17 %	(51)	-	-	0.17 %	(51)
One97 USA Inc.	0.01%	8	0.01 %	(2)	-	-	0.01 %	(2)
Non controlling interests in subsidiaries	(0.17)%	(140)	3.41 %	(1,002)	1.30 %	*	3.40 %	(1,002)
<b>Interest in Associate (Investments as per equity method)</b>								
<b>Indian</b>								
Paytm Payments Bank Limited	5.50%	4,452	(0.05)%	13	5.19 %	*	(0.04)%	13
Paytm General Insurance Limited	0.00%	(1)	0.02 %	(5)	-	-	0.02%	(5)
Paytm Life Insurance Limited	0.00%	1	0.00%	*	-	-	0.00%	*
Infinity Transoft Private Limited	0.10%	81	0.01 %	(4)	-	-	0.01%	(4)
Eatgood Technologies Private Limited	0.13%	106	0.11 %	(33)	-	-	0.11%	(33)
<b>Interest in Joint Venture (Investments as per equity method)</b>								
Paytm First Games Private Limited (Formerly known as Gamepind Entertainment Private Limited)	1.95 %	1,579	1.81 %	(532)	-	-	1.81 %	(532)
	<b>100.00%</b>	<b>80,913</b>	<b>100.00%</b>	<b>(29,424)</b>	<b>100.00%</b>	<b>(9)</b>	<b>100.00%</b>	<b>(29,433)</b>

\* Amount below rounding off norms adopted by the Group

For the year ended March 31, 2019

Name of the entity	Net Assets, i.e., total assets minus total liabilities		Share in Restated Loss for the year		Share in Restated Other Comprehensive Income/(Loss) for the year		Share in Restated Total Comprehensive Income/ (Loss) for the year	
	As % of consolidated net assets	Amount	As % of consolidated profit or loss	Amount	As % of consolidated OCI	Amount	As % of consolidated total comprehensive income	Amount
<b>Parent</b>								
One97 Communications Limited	103.64 %	60,229	93.90 %	(39,727)	3.04 %	(1)	93.80 %	(39,728)
Adjustment due to consolidation	(22.58)%	(13,121)	(0.27)%	116	123.92 %	(57)	(0.14)%	59
<b>Subsidiaries</b>								
<b>Indian</b>								
One97 Communications India Limited	1.42 %	823	0.01 %	(4)	-	-	0.01 %	(4)
Paytm Financial Services Limited	0.04 %	21	0.00 %	*	-	-	0.00 %	*
Paytm Entertainment Limited	1.04 %	603	0.02 %	(7)	-	-	0.02 %	(7)
Paytm Money Limited	0.66 %	383	0.88 %	(371)	(1.82)%	1	0.87 %	(370)
Wasteland Entertainment Private Limited	0.92 %	533	0.51 %	(216)	0.00 %	*	0.51 %	(216)
Urja Money Private Limited	0.07 %	41	0.09 %	(39)	-	-	0.09 %	(39)
Mobiquest Mobile Technologies Private Limited (Including step down subsidiaries)	(0.02)%	(10)	0.04 %	(15)	0.00 %	*	0.04 %	(15)
Little Internet Private Limited (Including step down subsidiaries)	4.23 %	2,459	1.68 %	(712)	(12.64)%	6	1.67 %	(706)
Orbgen Technologies Private Limited	0.44 %	257	0.17 %	(73)	0.00 %	*	0.17 %	(73)
Paytm Insuretech Private Limited (Formerly known as QoRQL Private Limited)	(0.01)%	(4)	0.04 %	(17)	-	-	0.04 %	(17)
Cube26 Software Private Limited	0.01 %	5	0.13 %	(53)	-	-	0.13 %	(53)
Paytm Services Private Limited (Formerly known as Balance Technology Private Limited)	0.00 %	1	0.03 %	(13)	-	-	0.03 %	(13)
<b>Foreign</b>								
One97 Communications Singapore Private Limited (Including step down subsidiaries)	(0.69)%	(401)	1.97 %	(832)	-	-	1.97 %	(832)
One97 Communications FZ-LLC	0.00 %	*	(0.11)%	48	-	-	(0.11)%	48
One97 Communications Nigeria Limited	(0.14)%	(83)	0.05 %	(20)	-	-	0.05 %	(20)
One97 USA Inc.	0.02 %	9	0.06 %	(27)	-	-	0.06 %	(27)
Non controlling interests in subsidiaries	1.48 %	862	1.16 %	(492)	(7.46)%	3	1.15 %	(489)
<b>Interest in Associate (Investments as per equity method)</b>								
<b>Indian</b>								
Paytm Payments Bank Limited	7.36 %	4,278	(0.75)%	318	(5.05)%	2	(0.76)%	321
Loginx Solutions Private Limited	0.30 %	173	0.02 %	(10)	-	-	0.02 %	(10)
Socomo Technologies Private Limited	-	-	-	-	-	-	-	-
Paytm General Insurance Limited	0.00 %	1	0.00 %	*	-	-	0.00 %	*
Paytm Life Insurance Limited	0.00 %	1	0.00 %	*	-	-	0.00 %	*
<b>Interest in Joint Venture (Investments as per equity method)</b>								
Paytm First Games Private Limited (Formerly known as Gamepind Entertainment Private Limited)	1.81 %	1,051	0.39 %	(164)	0.00 %	*	0.39 %	(165)
	<b>100.00%</b>	<b>58,111</b>	<b>100.00%</b>	<b>(42,309)</b>	<b>100.00%</b>	<b>(46)</b>	<b>100.00%</b>	<b>(42,355)</b>

\* Amount below rounding off norms adopted by the Group



### 36. Impairment review of goodwill and other intangible assets arising on Consolidation

For the purpose of impairment testing, the Group monitors the business of the respective acquisitions independently and thus considers each acquisition as a separate Cash Generating Unit ('CGU').

#### Carrying amount of Goodwill (net of impairment):-

Cash Generating Unit	As at June 30, 2021	As at June 30, 2020	As at March 31, 2021	As at March 31, 2020	As at March 31, 2019
Little Internet Private Limited	-	-	-	-	2,309
Orbgen Technologies Private Limited	140	164	164	164	318
Wasteland Entertainment Private Limited	202	202	202	202	202
Mobiquest Mobile Technologies Private Limited	68	68	68	68	68
Urja Money Private Limited	33	33	33	33	33
<b>Total</b>	<b>443</b>	<b>467</b>	<b>467</b>	<b>467</b>	<b>2,930</b>

The Group reviews the goodwill for any impairment at the CGU level. The recoverable amount of the above CGUs are based on value-in-use, which is determined based on five year business plans that have been approved by the management for internal purposes. The said planning horizon of five years reflects the assumptions for short to medium-term market developments. The cash flows beyond the planning period are extrapolated using appropriate terminal growth rates. The terminal growth rates used do not exceed the long term average growth rates of the respective industry and country in which the entity operates and are consistent with the internal/external sources of information.

The key assumptions used in value-in-use calculations are as follows:

- Earnings before interest and taxes margins ('EBIT')
- Discount rate
- Growth rates

**EBIT margins:** The margins have been estimated based on past experience after considering incremental revenue arising out of increase in payment business from the existing and new customers. Margins will be positively impacted from the efficiencies and initiatives driven by the Group; whereas, factors like increased cost of operations may impact the margins negatively.

**Discount rate:** Discount rate reflects the current market assessment of the risks specific to the CGU estimated based on the weighted average cost of capital. Pre-tax discount rate used ranged from 20% to 25% (June 30, 2020 20% to 25%, March 31, 2021 20% to 25%, March 31, 2020 15% to 25% and March 31, 2019 14% to 15%) which in the opinion of management are consistent with companies in similar business.

**Growth rates:** The terminal growth rates used are in the opinion of management in line with the long-term average growth rates of the respective industry in which the entity operates and are consistent with the internal/external sources of information. The terminal growth rates used in extrapolating cash flows beyond the planning period, range from 1.5 to 2.5 times (June 30, 2020 1.5 to 2.5 times, March 31, 2021 - 1.5 to 2.5 times, March 31, 2020 - 1.28 to 2 times and March 31, 2019 -1.28 to 3.5 times) of revenue for the terminal year.

**Goodwill and Other Intangibles assets Impairment –**

During the period/year ended June 30, 2021, June 30, 2020, March 31, 2021, March 31, 2020 and March 31, 2019, the goodwill and other intangible assets on consolidation were impaired based on above mentioned analysis. Also deferred tax liability outstanding on intangible assets was reversed based on above mentioned analysis.

Below are the tables showing the value of goodwill and other intangibles impaired for the subsidiaries.

**Impairment of Goodwill**

Particulars	As at June 30, 2021	As at June 30, 2020	As at March 30, 2021	As at March 31, 2020	As at March 31, 2019
Little Internet Private Limited	-	-	-	2,309	510
Orbgen Technologies Private Limited	24	-	-	154	674
Paytm Services Private Limited (Formerly known as Balance Technology Private Limited)	-	-	-	-	15
Cube26 Software Private Limited	-	-	-	-	2
<b>Total</b>	<b>24</b>	<b>-</b>	<b>-</b>	<b>2,463</b>	<b>1,201</b>

**Impairment of Intangible assets**

Particulars	As at June 30, 2021	As at June 30, 2020	As at March 30, 2021	As at March 31, 2020	As at March 31, 2019
Little Internet Private Limited	-	-	-	348	-
Orbgen Technologies Private Limited	-	-	-	33	-
<b>Total</b>	<b>-</b>	<b>-</b>	<b>-</b>	<b>381</b>	<b>-</b>

**Reversal of Deferred tax liability on Intangible assets**

Particulars	As at June 30, 2021	As at June 30, 2020	As at March 30, 2021	As at March 31, 2020	As at March 31, 2019
Little Internet Private Limited	-	-	-	118	-
Orbgen Technologies Private Limited	-	-	-	11	-
<b>Total</b>	<b>-</b>	<b>-</b>	<b>-</b>	<b>129</b>	<b>-</b>

**37. Transactions with Non-controlling Interests**

As on June 30, 2021, the Group holds 65.71% (June 30, 2020: 54.90%, March 31, 2021: 65.71%, March 31, 2020: 54.90% and March 31, 2019: 54.90%) in Mobiquest Mobile Technologies Private Limited. During year ended March 31, 2021, the Group acquired additional 10.81% stake for INR 93 in Mobiquest Mobile Technologies Private Limited. The Group had 54.90% stake in Mobiquest Mobile Technologies Private Limited immediately prior to purchase. The Group recognised a decrease in non-controlling interests of INR (3) and a decrease in equity attributable to owners of the parent of INR 3. The effect on the equity attributable to the owners of One97 Communications Limited during previous year is summarised in the below table.

	30-Jun-21	30-Jun-20	31-Mar-21	31-Mar-20	31-Mar-19
Carrying amount of non-controlling interests acquired	-	-	(3)	-	-
Consideration paid to non-controlling interests	-	-	-	-	-
Excess of consideration paid recognised in retained earnings within equity	-	-	(3)	-	-

During the year ended March 31, 2021, the Group % of holding in Wasteland Entertainment Private Limited diluted on account of exercise of ESOP by employees by 4.07% stake. The Holding Company purchased these shares for INR 63 and shareholding as on June 30, 2021: 100% (June 30, 2020: 100%, March 31, 2021: 100%, March 31, 2020: 100% and March 31, 2019: 100%).

	30-Jun-21	30-Jun-20	31-Mar-21	31-Mar-20	31-Mar-19
Carrying amount of non-controlling interests acquired	-	-	12	-	-
Consideration paid to non-controlling interests	-	-	63	-	-
Excess of consideration paid recognised in retained earnings within equity	-	-	(51)	-	-

During the year ended March 31, 2020, the Group acquired further 5.67% stake in Urja Money Private Limited for INR 80 on October 22, 2019. As on March 31, 2020 the Group held 67.47% stake in Urja Money Private Limited. The Group had 61.80% stake in Urja Money Private Limited immediately prior to purchase. The Group recognised a decrease in non-controlling interests of INR Nil and a decrease in equity attributable to owners of the parent of INR 80. The effect on the equity attributable to the owners of One97 Communications Limited during the year is summarised in the below table.

	30-Jun-21	30-Jun-20	31-Mar-21	31-Mar-20	31-Mar-19
Carrying amount of non-controlling interests acquired	-	-	-	*	-
Consideration paid to non-controlling interests	-	-	-	80	-
Excess of consideration paid	-	-	-	(80)	-

The Group has sold 30% stake in One97 Communications Bangladesh Private Limited on December 20, 2018. Immediately prior to the sale, the carrying amount of the 30% stake in One97 Bangladesh Private Limited was INR 11. The Group recognised the non-controlling interests of INR 11 and a decrease in equity attributable to the owners of the parent by INR 1. The effect on the equity attributable to the owners of One97 Communications Limited during the year is summarised as follows:

	30-Jun-21	30-Jun-20	31-Mar-21	31-Mar-20	31-Mar-19
Carrying amount of non-controlling interests sold	-	-	-	-	11
Consideration received from non-controlling interests	-	-	-	-	1
Deficit of consideration received recognised in retained earnings within equity	-	-	-	-	(10)

The Group has acquired 70% stake in Wasteland Entertainment Private Limited on July 6, 2017. On September 19, 2018, the Group acquired remaining 30% stake for INR 381. Immediately prior to the purchase, the carrying amount of the existing 30% non-controlling interest was INR 15. The Group recognised a decrease in non-controlling interests of INR 15 and a decrease in equity attributable to owners of the parent of INR 366. The effect on the equity attributable to the owners of One97 Communications Limited during the previous year is summarised in the below table.

	30-Jun-21	30-Jun-20	31-Mar-21	31-Mar-20	31-Mar-19
Carrying amount of non-controlling interests acquired	-	-	-	-	15
Consideration paid to non-controlling interests	-	-	-	-	381
Excess of consideration paid recognised in retained earnings within equity	-	-	-	-	(366)
Excess of consideration paid	-	-	-	-	-

**Non Controlling Interests (NCI)**

Set out below is summarised financial information for each subsidiary that has non-controlling interests that are material to the Group. The amounts disclosed for each subsidiary are before inter-company eliminations.

Summarised Statement of Asset and Liabilities	Little Internet Private Limited					Nearbuy Internet Private Limited				
	30 June 2021	30 June 2020	31 March 2021	31 March 2020	31 March 2019	30 June 2021	30 June 2020	31 March 2021	31 March 2020	31 March 2019
Current assets	7	45	13	83	103	29	76	67	71	134
Current liabilities	46	96	46	80	48	182	222	214	212	212
<b>Net current assets</b>	<b>(39)</b>	<b>(51)</b>	<b>(33)</b>	<b>3</b>	<b>55</b>	<b>(153)</b>	<b>(146)</b>	<b>(147)</b>	<b>(141)</b>	<b>(78)</b>
Non-Current assets	2	2	2	7	2,755	11	107	13	108	23
Non-Current liabilities	99	45	97	39	*	31	85	28	87	6
<b>Net non-current assets</b>	<b>(97)</b>	<b>(43)</b>	<b>(95)</b>	<b>(32)</b>	<b>2,755</b>	<b>(20)</b>	<b>22</b>	<b>(15)</b>	<b>21</b>	<b>17</b>
<b>Net assets</b>	<b>(136)</b>	<b>(94)</b>	<b>(128)</b>	<b>(29)</b>	<b>2,810</b>	<b>(173)</b>	<b>(124)</b>	<b>(162)</b>	<b>(120)</b>	<b>(61)</b>
<b>Accumulated NCI</b>	<b>(171)</b>	<b>(131)</b>	<b>(164)</b>	<b>(117)</b>	<b>857</b>	<b>#</b>	<b>#</b>	<b>#</b>	<b>#</b>	<b>#</b>

Summarised Statement of Profit and Loss	Little Internet Private Limited					Nearbuy Internet Private Limited				
	30 June 2021	30 June 2020	31 March 2021	31 March 2020	31 March 2019	30 June 2021	30 June 2020	31 March 2021	31 March 2020	31 March 2019
Revenue	-	-	-	15	141	8	7	80	249	447
Loss for the year	(8)	(32)	(83)	(2,821)	(859)	(18)	(46)	(108)	(75)	(510)
Other comprehensive income / (loss)	*	*	*	*	*	*	*	1	(1)	1
<b>Total comprehensive income</b>	<b>(8)</b>	<b>(32)</b>	<b>(83)</b>	<b>(2,821)</b>	<b>(859)</b>	<b>(18)</b>	<b>(46)</b>	<b>(107)</b>	<b>(76)</b>	<b>(509)</b>
Loss allocated to NCI	(7)	(13)	(47)	(971)	(424)	#	#	#	#	#

# Accumulated NCI and Profit allocated to NCI of Little Internet Private Limited includes accumulated NCI and profit allocated for Nearbuy Internet Private Limited.

Summarised Statement of Cash Flows	Little Internet Private Limited					Nearbuy Internet Private Limited				
	30 June 2021	30 June 2020	31 March 2021	31 March 2020	31 March 2019	30 June 2021	30 June 2020	31 March 2021	31 March 2020	31 March 2019
Net cash used in operating activities	(3)	*	(1)	(32)	(195)	(51)	(42)	(49)	17	(502)
Net cash flows/used in investing activities	(7)	5	10	(41)	186	17	3	(12)	10	56
Net cash flows from financing activities	-	-	-	70	*	7	39	54	*	443
<b>Net increase/ (decrease) in cash and cash equivalents</b>	<b>(10)</b>	<b>5</b>	<b>9</b>	<b>(3)</b>	<b>(9)</b>	<b>(27)</b>	<b>*</b>	<b>(7)</b>	<b>27</b>	<b>(3)</b>

\* Amount below rounding off norms adopted by the Group

**38. Details of Transactions and outstanding balances of Paytm E-Commerce Private Limited (PEPL) with Holding Company**

**Details of transactions entered during the period/year**

	<b>June 30, 2021</b>	<b>June 30, 2020</b>	<b>March 31, 2021</b>	<b>March 31, 2020</b>	<b>March 31, 2019</b>
Rendering of services to PEPL	214	207	1,344	3,921	9,925
Other operating revenue - Recovery of marketing expense	-	-	-	2,552	-
Reimbursement of expenses incurred on behalf of PEPL	40	103	314	1,141	1,449
Interest Income on unwinding of Discount	-	29	110	221	317
Services received from PEPL	41	31	242	500	253
Sale of Property, Plant & Equipment	-	-	-	2	-
Purchase of Property, Plant & Equipment	-	-	-	5	213

**Details of outstanding balances**

	<b>June 30, 2021</b>	<b>June 30, 2020</b>	<b>March 31, 2021</b>	<b>March 31, 2020</b>	<b>March 31, 2019</b>
Other Financial Assets*	6,558	7,184	6,394	6,939	4,060
Trade payables	169	4	202	-	95
Other Financial Liability	18	94	58	71	432
Contract liabilities	5,012	6,105	5,206	6,225	3,391
Trade Receivable	67	99	77	193	18

\*Other receivable from other parties given in Note 6 (d) of the Restated Consolidated Financial Information includes derivative assets of INR Nil (June 30, 2020: INR 214; March 31, 2021: INR 56; March 31, 2020: INR 209; March 31, 2019: Nil). The same is not included in the above reported balances.

**39. Overdue outstanding foreign currency receivable and payable**

As of June 30, 2021, the Group has certain foreign currency payable balances aggregating to INR 0.04\* and INR 1.63\* which are outstanding for more than twelve months (extended from six months via RBI circular -RBI/2019-20/242 A.P. (DIR Series) Circular No.33 dated May 22, 2020, for the imports made up to or on July 31, 2020) and three years, respectively. The Holding Company has applied to the Authorized Dealer (AD) seeking permission for extension of time for settlement of the aforesaid payables. Further, the Holding Company has applied to the AD seeking permission for write-back, including updated application vide letter dated July 15, 2021. The Holding Company has also filed an application to Reserve Bank of India (RBI) vide letters dated July 29, 2021 and August 9, 2021 for INR 1.30\* for permission to write-back payable balances and approval is currently awaited. Subsequently, AD has approved the write-back of INR 0.37\* vide letter dated August 11, 2021.

\* Amount disclosed up to two decimal places.

As of June 30, 2021, the Group also has certain foreign currency receivable balances aggregating to INR 10, INR 105 and INR 214 which are outstanding for more than nine months, fifteen months (extended from nine months via RBI circular- RBI/2019-20/206 A. P. (DIR Series) Circular No. 27 dated April 1, 2020, for the exports made up to or on July 31, 2020) and three years, respectively. The Group has applied to the AD seeking permission for extension of time for realisation and write-off of certain receivables, including updated application dated December 8, 2020, filed by the Holding Company.

Further, an application has been made by Holding Company to the RBI vide the letter dated December 17, 2020 for seeking approval for extension of time-limit of receivable balances amounting to INR 196 and write off of receivable balances amounting to INR 94 and approval is currently awaited. Further, the Holding Company has filed a new application to RBI vide the letter dated August 3, 2021 for seeking approval for extension of time for realisation of certain receivables amounting to INR 33 and approval is currently awaited.

Management does not expect any material financial implication on account of the delay under existing regulations.

As of June 30, 2020, the Group has certain foreign currency payable balances aggregating to INR 0.04\* and INR 1.66\* which are outstanding for more than twelve months (extended from six months via RBI circular -RBI/2019-20/242 A.P. (DIR Series) Circular No.33 dated May 22, 2020) and three years, respectively. The Holding Company has applied to the Authorized Dealer (AD) seeking permission for extension of time for settlement of the aforesaid payables. Further, the Holding Company has applied to the AD seeking permission for write-back, with an updated application vide letter dated July 15, 2021. The Holding Company has also filed an application to Reserve Bank of India (RBI) vide letters dated July 29, 2021 and August 9, 2021 for INR 1.33\* for permission to write-back payable balances and approval is currently awaited. Subsequently, AD has approved the write-back of INR 0.37\* vide letter dated August 11, 2021.

As of June 30, 2020, the Group has certain foreign currency receivable balances aggregating to INR 130 and INR 174 which are outstanding for more than fifteen months (extended from nine months via RBI circular- RBI/2019-20/206 A. P. (DIR Series) Circular No. 27 dated April 1, 2020) and three years, respectively. Subsequent to the three months period ended June 30, 2020, the Holding Company has received INR 78 and for the remaining outstanding balance, the Group has applied to the AD seeking permission for extension of time for realisation and write-off of certain receivables, including updated application dated December 8, 2020, filed by Holding Company. Further, an application has been made by Holding Company to the RBI vide the letter dated December 17, 2020 for seeking approval for extension of time-limit of receivable balances amounting to INR 154 and write off of receivable balances amounting to INR 67 and approval is currently awaited.

Management does not expect any material financial implication on account of the delay under existing regulations.

As of March 31, 2021, the Holding Company has certain foreign currency payable balances aggregating to INR 0.04\* and INR 1.61\* which are outstanding for more than twelve months (extended from six months via RBI circular - RBI/2019-20/242 A.P. (DIR Series) Circular No.33 dated May 22, 2020) and three years respectively. The Holding Company had applied to the Authorized Dealer seeking permission for extension of time period for settlement of the payables. Further, during the year ended March 31, 2021, the Holding Company has approached AD via letter dated March 25, 2021 and Reserve Bank of India via letter dated April 22, 2021, for permission to write-back payable balances amounting to INR 0.59\* and INR 1.06\* respectively and approval is currently awaited.

\* Amount disclosed up to two decimal places.

**One97 Communications Limited**

**CIN: U72200DL2000PLC108985**

**Annexure V - Notes to the Restated Consolidated Financial Information**

**(Amounts in INR Million, unless otherwise stated)**

---

As of March 31, 2021, the Group also has certain foreign currency receivable balances aggregating to INR 91 and INR 207 which are outstanding for more than fifteen months (extended from nine months via RBI circular- RBI/2019-20/206 A. P. (DIR Series) Circular No. 27 dated April 01, 2020) and three years respectively. The Group has applied to the Authorised Dealer seeking permission for extension of time period for realisation and write-off of certain receivables, including updated application dated December 8, 2020, filed by the Holding Company. Further, an application has been made by Holding Company to the RBI vide the letter dated December 17, 2020 for seeking approval for extension of time-limit of receivable balances amounting to INR 199 and write off of receivable balances amounting to INR 94 and approval is currently awaited.

Management does not expect any material financial implication on account of the delay under existing regulations.

As of March 31, 2020, the Group has foreign currency payable balances aggregating to INR 0.57\* and INR 1.29\* which are outstanding for more than twelve months (extended from six months via RBI circular - RBI/2019-20/242 A.P. (DIR Series) Circular No.33 dated May 22, 2020) and three years respectively. The Group has applied to authorised dealer for extension of the time for payment of these payable balances vide its letters dated March 18, 2019, May 14, 2019, August 1, 2019, August 21, 2019, November 25, 2019, and February 24, 2020. The Group also has foreign currency receivable balances aggregating to INR 261 and INR 8 which are outstanding for more than fifteen months (extended from nine months via RBI circular- RBI/2019-20/206 A. P. (DIR Series) Circular No. 27 dated April 01, 2020) and three years respectively, as of March 31, 2020. The Group has applied to authorised dealer for extension of time for realisation of receivable balances outstanding for more than nine months vide its letters dated March 28, 2019, May 14, 2019, August 1, 2019, August 8, 2019, August 21, 2019, November 25, 2019 and February 24, 2020 and also applied for permission to write-off receivable balances outstanding for more than three years vide its letter dated March 28, 2019.

Management does not expect any material financial implication on account of the delay under existing regulations.

As of March 31, 2019, the Holding Company has foreign currency payable balances aggregating to INR 26.14\* and INR 0.95\* which are outstanding for more than six months and three years respectively. The Holding Company has applied to authorised dealer for extension of the time for payment of these payable balances vide its letters dated March 18, 2019 and May 14, 2019. The Holding Company also has foreign currency receivable balances aggregating to INR 214 and INR 3 which are outstanding for more than nine months and three years respectively, as of March 31, 2019. The Holding Company has applied to authorised dealer for extension of time for realisation of receivable balances outstanding for more than nine months vide its letters dated March 28, 2019 and May 14, 2019 and also applied for permission to write-off receivable balances outstanding for more than three years vide its letters dated March 28, 2019.

Management does not expect any material financial implication on account of the delay under existing regulations.

\* Amount disclosed up to two decimal places.

#### **40. Transfer pricing**

The Group has established a comprehensive system of maintenance of information and documents as required by the transfer pricing legislation under sections 92-92F of the Income Tax Act, 1961/applicable regulations. For this purpose, the Group has appointed independent consultants for conducting Transfer Pricing Study. Management is of the opinion that its international transactions with associated enterprises have been undertaken at arms' length basis at duly negotiated prices on usual commercial terms. The transfer pricing study of the Holding Company for the year ended March 31, 2020, March 31, 2019 and March 31, 2018 has been completed which did not result in any material adjustment.

#### **41. Notes given by the subsidiaries in their respective standalone financial statements**

##### **a) Nearby India Private Limited:**

During the period ended June 30, 2021, "The Company is primarily engaged in the business of developing local commerce marketplace that connects merchants to customers by offering services and goods of merchants. The outbreak of Coronavirus (COVID-19) pandemic globally and in India is causing significant disturbance and slowdown of economic activity. Measures taken to contain the spread of the virus, including travel bans, quarantines, social distancing, and closures of non-essential services have triggered significant disruptions to businesses worldwide, resulting in an economic slowdown and uncertainties pertaining to future operations.

Due to lockdown in various states in India, the Company's operations have also been impacted. The Company expects the operations to normalize gradually post lockdown. The Company is also strategizing to enhance its service offering verticals and other measures to scale up its business. Further, the Company has considered the possible effects that may result from COVID-19 on the carrying amount of its current assets on the basis of available information. The impact of COVID-19 may impact the underlying assumptions and estimates used to prepare the Company's financial statements, which may differ from that considered as at the date of approval of these financial statements."

During the period ended June 30, 2020 and year ended March 31, 2021, "The Company is primarily engaged in the business of developing local commerce marketplace that connects merchants to customers by offering services and goods of merchants. The outbreak of Coronavirus (COVID-19) pandemic globally and in India is causing significant disturbance and slowdown of economic activity. Measures taken to contain the spread of the virus, including travel bans, quarantines, social distancing, and closures of non-essential services have triggered significant disruptions to businesses worldwide, resulting in an economic slowdown and uncertainties pertaining to future operations.

Due to lockdown in India, the Company's operations have also been impacted. The Company is expecting lower volumes of business and expects the operations to normalize post lockdown. The Company is also strategizing to enhance its service offering verticals and other measures to scale up its business. Further, the Company has considered the possible effects that may result from COVID-19 on the carrying amount of its current assets on the basis of available information. The impact of COVID-19 may impact the underlying assumptions and estimates used to prepare the Company's financial statements, which may differ from that considered as at the date of approval of these financial statements."

During the year ended March 31, 2020, “The Company is primarily engaged in the business of developing local commerce marketplace that connects merchants to customers by offering services and goods of merchants. The outbreak of Coronavirus (COVID-19) pandemic globally and in India is causing significant disturbance and slowdown of economic activity. Measures taken to contain the spread of the virus, including travel bans, quarantines, social distancing, and closures of non-essential services have triggered significant disruptions to businesses worldwide, resulting in an economic slowdown and uncertainties pertaining to future operations.

Due to lockdown in India, the Company’s operations have also been impacted. The Company is expecting lower volumes of business and expects the operations to normalize post lockdown. The Company is also strategizing to enhance its service offering verticals and other measures to scale up its business. Further, the Company has considered the possible effects that may result from COVID-19 on the carrying amount of its current assets on the basis of available information. The impact of COVID-19 may impact the underlying assumptions and estimates used to prepare the Company's financial statements, which may differ from that considered as at the date of approval of these financial statements.”

**b) Wasteland India Private Limited:**

During the period ended June 30, 2021, “The Company is in the business of being a market place to sell tickets for live events through its portal [www.insider.in](http://www.insider.in) and conduct partnership events. The outbreak of Coronavirus (COVID-19) pandemic globally and in India is causing significant disturbance and slowdown of economic activity. Measures taken to contain the spread of the virus, including travel bans, quarantines, social distancing, and closures of non-essential services have triggered significant disruptions to businesses worldwide, resulting in an economic slowdown and uncertainties pertaining to future operations.

Due to lockdown in India, the operations of the Company have also been impacted. The Company is expecting lower volumes of business and expects the operations to normalize in near future. The Company is strategizing to enhance/explore its service offering verticals other measures to scale up it’s business. Although, there is revival in the economic activities and businesses across several sectors, there is limited business activity in relation Company’s regular operations on account of sector specific restrictions continued by the Government.

Further, the Company has considered the possible effects that may result from COVID 19 on the carrying amount of it’s current assets on the basis of available information. The impact of COVID 19 on the financial statements may differ from that estimated as at the date of approval of these financial statements.”

During the period ended June 30, 2020, “The Company is in the business of being a market place to sell tickets for live events through its portal [www.insider.in](http://www.insider.in) and conduct partnership events. The outbreak of Coronavirus (COVID-19) pandemic globally and in India is causing significant disturbance and slowdown of economic activity. Measures taken to contain the spread of the virus, including travel bans, quarantines, social distancing, and closures of non-essential services have triggered significant disruptions to businesses worldwide, resulting in an economic slowdown and uncertainties pertaining to future operations.



Due to lockdown in India, the operations of the Company have also been impacted. The Company is expecting lower volumes of business and expects the operations to normalize in near future. The Company is strategizing to enhance/explore its service offering verticals other measures to scale up its business. Although, there is revival in the economic activities and businesses across several sectors, there is limited business activity in relation Company's regular operations on account of sector specific restrictions continued by the Government.

Further, the Company has considered the possible effects that may result from COVID 19 on the carrying amount of its current assets on the basis of available information. The impact of COVID 19 on the financial statements may differ from that estimated as at the date of approval of these financial statements."

During the year ended March 31, 2021, "The Company is in the business of being a market place to sell tickets for live events through its portal [www.insider.in](http://www.insider.in) and conduct partnership events. The outbreak of Coronavirus (COVID-19) pandemic globally and in India is causing significant disturbance and slowdown of economic activity. Measures taken to contain the spread of the virus, including travel bans, quarantines, social distancing, and closures of non-essential services have triggered significant disruptions to businesses worldwide, resulting in an economic slowdown and uncertainties pertaining to future operations.

Due to lockdown in India, the operations of the Company have also been impacted. The Company is expecting lower volumes of business and expects the operations to normalize in near future. The Company is strategizing to enhance/explore its service offering verticals other measures to scale up its business. Although, there is revival in the economic activities and businesses across several sectors, there is limited business activity in relation Company's regular operations on account of sector specific restrictions continued by the Government.

Further, the Company has considered the possible effects that may result from COVID 19 on the carrying amount of its current assets on the basis of available information. The impact of COVID 19 on the financial statements may differ from that estimated as at the date of approval of these financial statements."

During the year ended March 31, 2020, "The Company is in the business of being a market place to sell tickets for live events through its portal [www.insider.in](http://www.insider.in) and conduct partnership events. The outbreak of Coronavirus (COVID-19) pandemic globally and in India is causing significant disturbance and slowdown of economic activity. Measures taken to contain the spread of the virus, including travel bans, quarantines, social distancing, and closures of non-essential services have triggered significant disruptions to businesses worldwide, resulting in an economic slowdown and uncertainties pertaining to future operations.

Due to lockdown in India, the operations of the Company have also been impacted. The Company is expecting lower volumes of business and expects the operations to normalize post lockdown. The Company is strategizing to enhance/explore its service offering verticals other measures to scale up its business. Further, the Company has considered the possible effects that may result from COVID 19 on the carrying amount of its current assets on the basis of available information.

The impact of COVID 19 may impact the underlying assumptions and estimates used to prepare the Company's financial statements, which may differ from that considered as at the date of approval of these financial statements. Further, due to higher level of uncertainty the pandemic may affect the Company's operations in future and consequently its financial results, which are dependent on the improvement in the overall economic environment and the measures taken by the Company to mitigate the impact of pandemic."

**c) Paytm Entertainment Limited:**

During the period ended June 30, 2021, “The Company's financial assets as at March 31, 2021 were more than 50% of its total assets and its income from financial assets was more than 50% of the total income for FY 20-21. As per the press release dated April 8, 1999 issued by Reserve Bank of India (RBI) the Company fulfilled the principal business criteria for being classified as a Non-Banking Financial Company (NBFC) as at March 31, 2021 and accordingly required to obtain registration as such. However, management has stated that this position was temporary in nature and arose on account of interest income on short term loan amounting to INR 809 as at March 31, 2021 given to its Joint Venture Company, Paytm First Games Private Limited (PFG) on account of a commercial exigency and sudden business needs owing to the ongoing pandemic and this loan was due for repayment in the month of June, 2021 (“One Time Short-Term Loan”). The loan was a one-off loan and is not a part of the ordinary course of business of the Company. It was not intended that this would be a systemic practice going forward. Out of the above said loan, INR 250 was repaid back by the borrower on May 25, 2021 and remaining amount was repaid in full on June 24, 2021 along with the accrued interest. Since the Company has no intention of conducting the business as an NBFC, and accordingly it has filed an application dated May 26, 2021 with the RBI seeking dispensation from registration as NBFC. The Company has been advised by RBI to file its audited financial statements for the period ended June 30, 2021, reflecting the full repayment of the aforesaid loan. The Company is in the process of complying with the same.”

During the year ended March 31, 2021, “The Company's financial assets as at March 31, 2021 were more than 50% of its total assets and its income from financial assets was more than 50% of the total income for FY 20-21. As per the press release dated April 8, 1999 issued by Reserve Bank of India (RBI) the Company fulfilled the principal business criteria for being classified as a Non-Banking Financial Company (NBFC) as at March 31, 2021 and accordingly required to obtain registration as such. However, management has stated that this position was temporary in nature and arose on account of interest income on short term loan amounting to INR 809 as at March 31, 2021 given to its Joint Venture Company, Paytm First Games Private Limited (PFG) on account of a commercial exigency and sudden business needs owing to the ongoing pandemic and this loan was due for repayment in the month of June, 2021 (“One Time Short-Term Loan”). The loan was a one-off loan and is not a part of the ordinary course of business of the Company. It was not intended that this would be a systemic practice going forward. Out of the above said loan, INR 250 was repaid back by the borrower on May 25, 2021 and remaining amount was repaid in full on June 24, 2021 along with the accrued interest. Since the Company has no intention of conducting the business as an NBFC, and accordingly it has filed an application dated May 26, 2021 with the RBI seeking dispensation from registration as NBFC.”

**42. Discontinued Operations**

During the year ended March 31, 2019, on April 9, 2018, shareholders of the Holding Company approved the transfer of online gaming business (forming part of Cloud segment till March 31, 2020) on a going concern basis by way of slump sale, to Paytm First Games Private Limited (formerly known as Gamepind Entertainment Private Limited). Paytm First Games Private Limited, is an Indian Joint Venture company with 55% shares held by Paytm Entertainment Limited (wholly owned subsidiary of the Holding Company) and 45% shares held by AGTech Media Holdings Limited. The Holding Company had transferred its online gaming business on June 1, 2018 to Paytm First Games Private Limited on a going concern basis for a cash consideration of INR 339. The net liabilities of the business transferred were INR 83. The Group had recognised a gain of INR 422 which had been disclosed as exceptional gain in the Restated Consolidated Statement of Profit and Loss.

**One97 Communications Limited**  
**CIN: U72200DL2000PLC108985**  
**Annexure V - Notes to the Restated Consolidated Financial Information**  
**(Amounts in INR Million, unless otherwise stated)**

The results of Gaming business for the period/year are presented below:

	For the three months period ended	For the three months period ended	For the year ended	For the year ended	For the year ended
	June 30, 2021	June 30, 2020	March 31, 2021	March 31, 2020	March 31, 2019
Revenue			-	-	15
Expenses (Including INR 1 for share based payment expenses)	-	-	-	-	68
Restated Profit/(Loss) for the period/year before tax from discontinued operations	-	-	-	-	(53)
Income Tax expense	-	-	-	-	-
<b>Restated Profit/(Loss) for the period/year after tax from discontinued operations</b>	-	-	-	-	<b>(53)</b>

The net cash flows incurred by Gaming business are as follows :-

	For the three months period ended	For the three months period ended	For the year ended	For the year ended	For the year ended
	June 30, 2021	June 30, 2020	March 31, 2021	March 31, 2020	March 31, 2019
Operating activities	-	-	-	-	(53)
Investing activities	-	-	-	-	339
Financing activities	-	-	-	-	-
<b>Net cash inflow</b>	-	-	-	-	<b>286</b>

Details of the gaming business sold:-

	For the three months period ended	For the three months period ended	For the year ended	For the year ended	For the year ended
	June 30, 2021	June 30, 2020	March 31, 2021	March 31, 2020	March 31, 2019
Consideration Received					
Cash and cash equivalents	-	-	-	-	339
Carrying amount of the net liability transferred	-	-	-	-	83
<b>Gain on sale before income tax</b>	-	-	-	-	<b>422</b>
Income tax expense on gain	-	-	-	-	-
<b>Gain on sale after income tax*</b>	-	-	-	-	<b>422</b>

\*The entire amount is attributable to owners of the parent company

**One97 Communications Limited**

**CIN: U72200DL2000PLC108985**

**Annexure V - Notes to the Restated Consolidated Financial Information**

**(Amounts in INR Million, unless otherwise stated)**

---

**The carrying amount of restated assets and liabilities as at the date of sale (June 1, 2018) were as follows:-**

	<b>Carrying Amount</b>
Property, plant and equipment	1
<b>Total assets</b>	<b>1</b>
Trade Payable	71
Other current liabilities	13
<b>Total liabilities</b>	<b>84</b>
<b>Net assets/(Liabilities)</b>	<b>(83)</b>

**One97 Communications Limited**

CIN: U72200DL2000PLC108985

**Annexure V - Notes to the Restated Consolidated Financial Information****(Amounts in INR Million, unless otherwise stated)****43. Business combinations****(A) Summary of Acquisitions for the year ended March 31, 2019****a) Acquisition of Orbgen Technologies Private Limited**

- i. The Holding Company entered into a share swap agreement with existing shareholders of Orbgen Technologies Private Limited ('Orbgen') to acquire 100% equity interest in Orbgen on April 26, 2018. The transaction was consummated on June 9, 2018. The purchase consideration was discharged by way of issue of 116,001 equity shares of the Holding Company of the value of INR 1,225 and acquisition of 944,111 equity shares of Orbgen. The fair value of 116,001 equity shares issued as part of the consideration paid for Orbgen was based on acquisition date fair value of the Holding Company's shares of INR 10,560 per share determined based on Price of Recent Investment method ('PORI'). With this acquisition, the Holding Company enhanced the reach of its payments business segment towards usage for online movie ticket booking. The acquisition was accounted for in the books, using the acquisition method and accordingly, all the assets and liabilities were measured at their fair values as on the acquisition date and the purchase consideration has been allocated to the net assets.
- ii. The following table summarizes the fair value of the consideration paid, the amount at which assets acquired and the liabilities assumed are recognised in Orbgen as of the date of acquisition, i.e. June 9, 2018. The acquisition was recorded on the basis of assets and liabilities as at June 1, 2018 for convenience purposes as the transactions between June 9, 2018 and June 1, 2018 were not material.

	<b>As of June 1, 2018</b>
<b>Assets acquired</b>	
Property, plant and equipment	30
Brand, Information and technology platform	52
Other intangible assets	*
Financial assets	
Cash and cash equivalents	7
Trade receivables	6
Loans	34
Other assets	191
<b>Total Assets</b>	<b>320</b>
<b>Liabilities assumed</b>	
Borrowings	31
Deferred Tax Liability	13
Financial liabilities	
Trade payables	27
Other liabilities	8
Other current liabilities	8
<b>Total Liabilities</b>	<b>87</b>
<b>Net identifiable assets (A)</b>	<b>233</b>
<b>Goodwill arising on Acquisition (B)</b>	<b>992</b>
<b>Purchase Consideration (A+B)</b>	<b>1,225</b>

\* Amount below rounding off norms adopted by the Group

No significant receivables have been acquired as part of acquisition of Orbgen. No contingent liabilities were transferred to the Holding Company as part of acquisition of Orbgen.

**One97 Communications Limited**

CIN: U72200DL2000PLC108985

**Annexure V - Notes to the Restated Consolidated Financial Information****(Amounts in INR Million, unless otherwise stated)**

- iii. The goodwill recognized on consolidation arising from the transaction consists largely of the synergies expected from the combined operation of the Holding Company and Orbgen. Part of the goodwill recognized in this transaction has been impaired (refer note 36).
- iv. From the date of acquisition, Orbgen has contributed INR 192 of revenue and INR 727 (including impairment of goodwill INR 674) to the loss after tax. If the business combination had taken place at the beginning of the year ended March 31, 2019, revenue from Orbgen operations would have been INR 199 and the loss after tax from Orbgen operations would have been INR 748.
- v. Analysis of cash flows on acquisition:

	<b>As of June 1, 2018</b>
Cash consideration paid	-
Net cash acquired with the subsidiary	7
Net cash inflow in respect of business combination (included in cash flows from investing activities)	7

- vi. Subsequent to the above acquisition the Holding Company has purchased an additional 30,769 equity shares of Orbgen for a consideration of INR 40.

**b) Paytm Services Private Limited (Formerly known as Balance Technology Private Limited)**

- i. The Holding Company entered into a share subscription agreement with shareholders of Paytm Services Private Limited to acquire 100% equity interest in Paytm Services Private Limited as on June 26, 2018 for INR 16. The transaction was consummated on July 26, 2018. The acquisition was accounted for in the books, using the acquisition method and accordingly, all the assets and liabilities were measured at their fair values as on the acquisition date and the purchase consideration has been allocated to the net assets.
- ii. The following table summarizes the fair value of the consideration paid, the amount at which assets acquired and the liabilities assumed are recognised in Paytm Services Private Limited as of the date of acquisition, i.e. July 31, 2018. The acquisition was recorded on the basis of assets and liabilities as at July 31, 2018 for convenience purposes as the transactions between July 26, 2018 and July 31, 2018 were not material.

	<b>As of July 31, 2018</b>
<b>Assets acquired</b>	
Property, plant and equipment	*
Financial assets	
Cash and cash equivalents	1
GST Receivable	*
<b>Liabilities assumed</b>	
Financial liabilities	
Trade payables	*
<b>Net identifiable assets (A)</b>	<b>1</b>
<b>Goodwill arising on Acquisition (B)</b>	<b>15</b>
<b>Purchase Consideration (A+B)</b>	<b>16</b>

**One97 Communications Limited**

CIN: U72200DL2000PLC108985

**Annexure V - Notes to the Restated Consolidated Financial Information****(Amounts in INR Million, unless otherwise stated)**

No contingent liabilities were transferred to the Holding Company as part of acquisition of Paytm Services Private Limited.

- iii. The goodwill recognized on consolidation arising from the transaction consists largely of the synergies expected from the combined operation of the Holding Company and Paytm Services Private Limited. The goodwill recognized in this transaction has been fully impaired (refer note 36).
- iv. From the date of acquisition, Paytm Services Private Limited has contributed INR Nil of revenue and INR 26 (including impairment of Paytm Services Private Limited goodwill INR 15) to the loss after tax. If the business combination had taken place at the beginning of the year ended March 31, 2019, revenue from Balance Tech operations would have been INR \* and the loss after tax from Balance Tech operations would have been INR 28.

\* Amount below rounding off norms adopted by the Group

- v. Analysis of cash flows on acquisition:

	<b>As of July 31, 2018</b>
Cash consideration paid	16
Net cash acquired with the subsidiary	1
Net cash outflow in respect of business combination (included in cash flows from investing activities)	(15)

**c) Cube26 Software Private Limited**

- i. The Holding Company entered into a share purchase agreement with shareholders of Cube26 Software Private Limited ('Cube 26') to acquire 100% equity and preference interest in Cube 26 as on November 6, 2018 for INR 7 Million. The transaction was consummated on November 1, 2018. The acquisition was accounted for in the books, using the acquisition method and accordingly, all the assets and liabilities were measured at their fair values as on the acquisition date and the purchase consideration has been allocated to the net assets.
- ii. The following table summarizes the fair value of the consideration paid, the amount at which assets acquired and the liabilities assumed are recognised in Cube26 Software Private Limited as of the date of acquisition, i.e. November 1, 2018. The acquisition was recorded on the basis of assets and liabilities as at October 31, 2018.

	<b>As of October 31, 2018</b>
<b>Assets acquired</b>	
Other non-current assets	*
Financial assets	
Cash and cash equivalents	*
Advance to vendors	1
TDS Receivables	4
<b>Net identifiable assets (A)</b>	<b>5</b>
<b>Goodwill arising on Acquisition (B)</b>	<b>2</b>
<b>Purchase Consideration (A+B)</b>	<b>7</b>

No contingent liabilities were transferred to the Holding Company as part of acquisition of Cube26 Software Private Limited.

**One97 Communications Limited**

CIN: U72200DL2000PLC108985

**Annexure V - Notes to the Restated Consolidated Financial Information****(Amounts in INR Million, unless otherwise stated)**

- iii. The goodwill recognized on consolidation arising from the transaction consists largely of the synergies expected from the combined operation of the Holding Company and Cube 26. The goodwill recognized in this transaction has been fully impaired (refer note 36).
- iv. From the date of acquisition, Cube 26 has contributed INR Nil of revenue and INR 2 (including impairment of cube 26 goodwill INR 2) to the loss after tax. If the business combination had taken place at the beginning of the year ended March 31, 2019, revenue from Cube 26 operations would have been INR \* and the loss after tax from Cube 26 operations would have been INR 56.
- v. Analysis of cash flows on acquisition:

	<b>As of October 31, 2018</b>
Cash consideration paid	7
Net cash acquired with the subsidiary	*
Net cash outflow in respect of business combination (included in cash flows from investing activities)	(7)

\* Amount below rounding off norms adopted by the Group

**44. Company Secretary**

During the year ended March 31, 2019, Mr. Vimal Chawla, Company Secretary had resigned from the Holding Company with effect from May 8, 2019. The Holding Company was in the process of identifying the replacement and make the appointment at the earliest and in any event within the statutory timeline limit of 6 months from the date of resignation. This position was regularised during the year ended March 31, 2020.

**45. Corporate Social Responsibilities (CSR) expenditure**

The Holding Company has not earned net profit in three immediately preceding financial years, therefore, there was no amount as per section 135 of the Act which was required to be spent on CSR activities in each of the respective financial years by the Holding Company. However, the Group has spent an amount of INR 10 (March 31, 2021: INR 4; June 30, 2020: INR 2; March 31, 2020: INR 8; March 31, 2019: INR 16) as CSR expenditure.

46. During the three months period ended June 30, 2021, the Holding Company has made an application to the MCA for condonation in respect of inadvertent delay and consequential inability to e-file certain board / EGM resolutions as required under the Companies Act, 2013. Further, subsequent to three months period ended June 30, 2021, the Holding Company has received approval from MCA for the application filed, however detailed order is awaited. The management does not expect any material impact on the Restated Consolidated Financial Information on conclusion of the condonation process by the MCA.



47. During the three months period ended June 30, 2021, the Holding Company has filed an adjudication application under Section 454 read with Section 62(1)(b) and Section 450 of the Companies Act, 2013 before the office of the Registrar of Companies, NCT of Delhi & Haryana (ROC) on June 26, 2021, to adjudicate non-compliance with the provisions of Section 62(1)(b) of the Companies Act, 2013 read with Rule 12(1) of the Companies (Share Capital and Debentures) Rules, 2014 in relation to grants of Employee Stock Options (ESOPs) made in earlier years to an employee. The cumulative charge recognized in the Restated Consolidated Financial Information in respect of these options amounted to INR 106. The matter is at present pending with the ROC for adjudication and the Holding Company has assessed that consequent adjustments, if any, in respect of the aforesaid matter would not have a material impact on the Restated Consolidated Financial Information. Subsequent to the period ended June 30, 2021, on July 5, 2021, the Holding Company has also cancelled the aforesaid ESOP grants. Further, the shares issued to the concerned employee pursuant to exercise of certain vested ESOPs have also been transferred by the employee to Paytm Associate Benefit Welfare Trust (Formerly known as One97 Employee Welfare Trust).
48. As of June 30, 2021, the Holding Company has incurred INR 118 (excluding Goods & Services tax) as IPO ("Initial Public offering") related expenses and allocated such expenses between the Holding Company and selling shareholders in equal proportion. Such amounts have been allocated based on agreement between the Holding Company and the selling shareholders in proportion to the expected total proceeds in the IPO. Out of the Holding Company's share of expenses, INR 55 has been charged to Restated Consolidated Statement of Profit and Loss since the aforesaid is not incremental cost directly attributable to issue of new shares and INR 4 has been recognized as deferred cost and is disclosed under other assets which will be netted with securities premium on successful completion of IPO. Also amount recoverable from selling shareholders is disclosed under other financial assets.
49. The Indian Insurance Companies (Foreign Investment) Amendment Rules, 2019, notified on September 2, 2019 read with the IRDAI (Insurance Intermediaries) (Amendment) Regulations, 2019, notified on October 30, 2019, inter alia increased the FDI limits in insurance intermediaries (which includes insurance brokers) from 49% to 100%. Accordingly, the Holding Company made investment amounting to INR 50 in Paytm Insurance Broking Private Limited (wholly owned subsidiary) between November, 2019 and February, 2020. However, RBI has directed the Holding Company to comply with the amended Foreign Exchange Management (Non-Debt Instruments) Rules, 2019 (which were notified on April 17, 2020 to reflect the increase in FDI limits) and to seek a post-facto Government approval for the above investments which were made prior to April 17, 2020. The Holding Company has submitted an application for seeking post facto approval before the relevant authority. Pending approval, Management does not expect any material financial implication on the Group.
50. During the three months period ended June 30, 2021, the Holding Company received a notice under Section 91 of the Code of Criminal Procedure, 1973 ('CrPC Notice') from the police in respect of a complaint filed by a third party against the shareholder of the Holding Company, claiming, amongst others, certain equity shares of the Holding Company on the basis of an alleged agreement between the said third party and the shareholder of the Holding Company.

The Holding Company has duly responded to the CrPC Notice denying all the allegations. In the opinion of management, no material financial liability is likely to arise on account of such matters / claims based on assessment made to date.

51. Additional disclosures required by Schedule III (Division II) of the Act, as amended

Ministry of Corporate Affairs ("MCA") through a notification dated March 24, 2021, amended Division II of Schedule III of the Companies Act, 2013. These amendments are applicable for the reporting period beginning on or after April 1, 2021. Pursuant to these amendments, the Group has given the significant additional disclosures, as applicable, in these Restated Consolidated Financial Information for all the periods/years presented.

(i) The Group has granted loans and made investment in some of its associate companies, joint ventures and other parties. Loans has been given for general corporate purpose. In some of the cases, the associate have utilised borrowings for further investment as per their business requirement. Details of the Loans are as follows:

Name of Intermediary	Relation with Company	Type	Date	Amount	Name of Ultimate beneficiary	Relation with Intermediary	Type	Date	Amount
Paytm Financial Services Limited	Associate Company	Loan	February 24, 2021	250	Foster Payment Networks Private Limited	Subsidiary Company	Equity Investment	February 24, 2021	250
Paytm Financial Services Limited	Associate Company	Loan	March 25, 2021	200	Foster Payment Networks Private Limited	Subsidiary Company	Equity Investment	March 26, 2021	200

(ii) The Group has availed loans from banks on the basis of security of current assets as disclosed under note 12(a) of the financials. The Group file statement of current assets with the bank on periodical basis. There are no material discrepancies between the statements filed by the Holding Company and the books of accounts of the Holding Company, except as disclosed below:

Quarter ended	Name of Bank	Particulars	Amount as per books of account	Amount as reported in the quarterly return/statement	Amount of difference	Reason for material discrepancies
June 30, 2018	ICICI Bank Limited	Revenue for the three months period ended June 30, 2018	6,887	7,184	(297)	Differences identified were reconciled with the books and records at the end of the year at the time of finalisation of annual accounts and were appropriately reported in annual return filed with the bank.
June 30, 2018	ICICI Bank Limited	Receivables #	11,286	11,680	(394)	
September 30, 2018	ICICI Bank Limited	Revenue for the six months period ended September 30, 2018	15,529	16,111	(582)	
December 31, 2018	ICICI Bank Limited	Receivables #	14,066	13,779	287	

# includes Trade receivables, Amount recoverable from Payment Gateway banks (included in Other financial assets) and certain Advances to vendors and Advances to related parties (included in Other current assets).

(iii) Disclosure of Struck off Companies

Details of transactions entered into by the Group with companies struck off under section 248 of the Companies Act, 2013 or section 560 of Companies Act, 1956 are as follows:

Name of the struck off company	Nature of transactions with struck off company	Balance outstanding as at June 30, 2021	Balance outstanding as at June 30, 2020	Balance outstanding as at March 31, 2021	Balance outstanding as at March 31, 2020	Balance outstanding as at March 31, 2019	Relationship with the struck off company, if any, to be disclosed
Dravya Technosys Private Limited	Trade Payables	*	*	*	*	*	None
Reliance Communications Limited	Trade Payables	1	1	1	1	3	None
Global Softnet Software Private Limited	Trade Payables	*	*	*	*	*	None
Brightstar Telecommunications India Private Limited	Trade Payables	-	-	-	*	45	None
Rythm Educare Ventures Private Limited	Trade Receivables	-	-	-	-	*	None
Time Information Services	Trade Receivables	-	-	-	-	*	None
Abril Infotech Private Limited	Trade Receivables	-	-	-	-	*	None
Big Barter Marketing Private Limited^	Payable	*	*	*	*	*	None
Reviera Beauty Private Limited^	Payable	*	*	*	*	*	None
Sai Prerna Complete Care Private Limited^	Payable	*	*	*	*	*	None
International Recreation & Amusement Limited#	Payable	*	*	*	*	*	None
Sukhija Hospitality Private Limited#	Receivable	*	*	*	*	*	None
International Recreation & Amusement Limited#	Receivable	*	*	*	*	*	None

\*Amount below rounding off norms adopted by the Group

^ Relates to Little Internet Private Limited, subsidiary of the Holding Company.

# Relates to Nearbuy India Private Limited, subsidiary of Little Internet Private Limited.

**52. Note given by Paytm Insurance Broking Private Limited (Subsidiary) in the Restated Ind AS Summary Statements**

The Company has received a show cause notice dated September 9, 2021 from the Insurance Regulatory Development Authority of India (“IRDAI”) on September 13, 2021 seeking its explanation on why proceeding under the relevant provisions of the Insurance Act, 1938 and Insurance Regulatory and Development Authority of India Act, 1999 should not be initiated in connection with the increases in the paid-up share capital during the year ended March 31, 2021 alleged to be in violation of a circular issued by IRDAI on FDI norms and other applicable laws. The Company has responded to the said notice on September 29, 2021, explaining and confirming that it has complied with all applicable laws in relation to such increases in the paid-up share capital and has not received any further communication from IRDAI.

**53.** Subsequent to the three months period ended June 30, 2021, the Holding Company has filed Draft Red Herring Prospectus (‘DRHP’) with the Securities and Exchange Board of India (“SEBI”), National Stock Exchange of India Limited and BSE Limited in connection with proposed Initial Public Offering (“IPO”) of its equity shares.

**For Price Waterhouse Chartered Accountants LLP**  
Firm registration number: 012754N/ N500016

**For and on behalf of Board of Directors of  
One97 Communications Limited**

**Amitesh Dutta**  
Partner

Membership No: 058507  
Place: Gurugram  
Date: October 24, 2021

**Vijay Shekhar Sharma**  
Chairman, Managing Director  
and CEO  
DIN No. 00466521  
Place: New Delhi  
Date: October 24, 2021

**Madhur Deora**  
Group Chief Financial Officer  
  
Place: Mumbai  
Date: October 24, 2021

**Vikas Garg**  
Chief Financial Officer  
Place: Noida  
Date: October 24, 2021

**Amit Kherra**  
Company Secretary  
Place: Noida  
Date: October 24, 2021

Summarized below are the restatement adjustments made to the Audited Special Purpose Interim Consolidated Financial Statements for the three months periods ended June 30, 2021 and June 30, 2020 and Audited Consolidated Financial Statements for the years ended March 31, 2021, March 31, 2020 and March 31, 2019 and their impact on equity and the loss of the Group, its joint ventures and associate companies:

**Part A: Statement of Adjustments to Audited Special Purpose Interim Consolidated Financial Statements and Audited Consolidated Financial Statements**

**Reconciliation between audited equity and restated equity :**

	As at June 30, 2021	As at June 30, 2020	As at March 31, 2021	As at March 31, 2020	As at March 31, 2019
Total Equity as per Audited Special Purpose Interim Consolidated Financial Statements and Audited Consolidated Financial Statements	62,455	78,140	65,162	80,912	58,248
Adjustments					
Change in accounting policies					
- Ind AS 116- Leases (refer note below)	-	-	-	-	(137)
<b>Total impact of adjustments</b>	<b>-</b>	<b>-</b>	<b>-</b>	<b>-</b>	<b>(137)</b>
Total Equity as per Restated Consolidated Financial Information	<u>62,455</u>	<u>78,140</u>	<u>65,162</u>	<u>80,912</u>	<u>58,111</u>

**Reconciliation between audited loss and restated loss :**

	For the three months period ended June 30, 2021	For the three months period ended June 30, 2020	For the year ended March 31, 2021	For the year ended March 31, 2020	For the year ended March 31, 2019
Loss after tax as per Audited Special Purpose Interim Consolidated Financial Statements and Audited Consolidated Financial Statements	(3,819)	(2,844)	(17,010)	(29,424)	(42,172)
<b>Restatement adjustments</b>					
<b>Impact of Ind AS 116</b>					
(Increase)/decrease in expenses					
Depreciation of right-of-use assets*	-	-	-	-	(121)
Interest and finance charges on lease liabilities #	-	-	-	-	(173)
Other expenses ##	-	-	-	-	157
<b>Restated loss before tax</b>	<b>(3,819)</b>	<b>(2,844)</b>	<b>(17,010)</b>	<b>(29,424)</b>	<b>(42,309)</b>
Tax adjustments	-	-	-	-	-
<b>Loss after tax as per Restated Consolidated Financial Information</b>	<b>(3,819)</b>	<b>(2,844)</b>	<b>(17,010)</b>	<b>(29,424)</b>	<b>(42,309)</b>

\* The Group sub-let certain of its office premises for which it had charged/recovered lease rental from the sub lessees. Above depreciation charge is net of INR 187 (Gross depreciation INR 315) which is related to properties which have been sub-let during the year. Additionally, the Company had leasehold land which was accounted as 'finance lease' under Ind AS 17, Leases. INR 7 relates to depreciation on leasehold land which does not have an impact on the restated loss for the year ended March 31, 2019 due to transition to Ind AS 116 and therefore, does not form part of above reconciliation.

# INR 44 relates to Interest and finance charges on lease liabilities relating to the leasehold land, referred above, which does not have an impact on the restated loss for the year ended March 31, 2019 due to transition to Ind AS 116 and therefore, does not form part of above reconciliation.

## On account of reversal of rental expenses for which right of use assets have been recognised

**Notes to adjustments:**

**Note 1 :**

Ind AS 116 - Leases has been notified and effective for financial statements from April 1, 2019 which prescribes the accounting of the lease contracts entered in the capacity of the lessee and a lessor. The Group has applied Ind AS 116 for preparing the audited consolidated financial statements for the period beginning from April 1, 2019. For the purpose of preparing restated consolidated financial information, Ind AS 116 has been applied with effect from April 1, 2018. Effective April 1, 2018, the Group has recognised lease liability measured at an amount equal to present value of remaining lease payments, discounted using the lessee's incremental borrowing rate and corresponding Right of Use asset at an amount equivalent to lease liability adjusted by the amount of any prepaid or accrued lease payments relating to that lease recognised in the balance sheet immediately before April 1, 2018.

**Note 2 :**

Audit qualifications - There are no audit qualifications in auditor's report for the three months period ended June 30, 2021 and June 30, 2020 and for the financial years ended March 31, 2021; March 31, 2020 and March 31, 2019.

**Note 3 :**

During the year ended March 31, 2021, the Group reassessed the basis of segment reporting on account of change in business strategy and the consequent change in the way CODM reviews results of operations. The segment reporting for the three months period ended June 30, 2020 and for the years ended March 31, 2020 and 2019 has also been restated for this change in segment reporting. Also refer Annexure V, Note 34 of Restated Consolidated Financial Information.

**Note 4 :**

**Material regrouping/reclassification** - Appropriate regrouping/reclassification have been made in the Restated Consolidated Statement of Assets and Liabilities, Restated Consolidated Statement of Profit and Loss and Restated Consolidated Statement of Cash flows, wherever required, by reclassification of the corresponding items of income, expenses, assets, liabilities and cash flows, in order to bring them in line with the accounting policies and classification as per the Audited Special Purpose Interim Consolidated Financial statements for the three months period ended June 30, 2021 prepared in accordance with Schedule III (Division II) of the Act, as amended, requirements of Ind AS 1 - 'Presentation of financial statements' and other applicable Ind AS principles and the requirements of the Securities and Exchange Board of India (Issue of Capital & Disclosure Requirements) Regulations, 2018, as amended.

Ministry of Corporate Affairs ("MCA") through a notification dated March 24, 2021, amended Division II of Schedule III of the Companies Act, 2013. These amendments are applicable for the reporting period beginning on or after April 1, 2021. Pursuant to these amendments, the Group has made material regroupings/reclassification, as applicable, in these Restated Consolidated Financial Information for all the periods/years presented.

**Part B: Reconciliation of Retained Earning as per Audited Consolidated Financial Statements with Retained Earnings as per Restated Consolidated Financial Information as at March 31, 2019**

The Group has followed the same accounting policy choices (transition options as per Ind AS 116) as adopted on April 1, 2019 for transition to Ind AS 116, while preparing the Restated Consolidated Financial Information for each of the three months period ended June 30, 2021 and June 30, 2020 and years ended March 31, 2021, March 31, 2020 and March 31, 2019. As specified in the Guidance Note, the Retained Earning computed under Restated Consolidated Financial Information for the year ended March 31, 2019 and Retained Earning computed on transition (using modified retrospective approach) to Ind AS 116 on April 1, 2019, differs due to restatement adjustments made for the year ended March 31, 2019. Accordingly, the closing Retained Earning as at March 31, 2019 of the Restated Consolidated Financial Information has not been carried forward to Restated Consolidated Statement of Assets and Liabilities as at April 1, 2019. The reconciliation of the same is as follows:

	<u>Amount</u>
<b>Other equity</b>	
<b>Retained earnings</b>	(84,015)
Balance as at March 31, 2019 as per Restated Consolidated Financial Information	
Add: Adjustment on account of transition to Ind AS 116	137
Balance as at April 1, 2019 as per Audited Consolidated Financial Statements for the year ended March 31, 2020	<u>(83,878)</u>

Part C: Non adjusting items

A) Emphasis of Matters not requiring adjustments to Restated Consolidated Financial Information are reproduced below in respect of the Audited Special Purpose Interim Consolidated Financial Statements for the three months period ended June 30, 2021 and June 30, 2020 and Audited Consolidated Financial Statements for the years ended March 31, 2021, March 31, 2020 and March 31, 2019

1. Emphasis of Matters for the three months period ended June 30, 2021

1) "We draw your attention to the following matters:

a) Note 2.1 to the Special Purpose Interim Consolidated Financial Statements, which describes the management's assessment of the impact of the outbreak of Coronavirus (Covid-19) on the business operations of the Group. The management believes that it has taken into account the adjustments required in the Special Purpose Interim Consolidated Financial Statements, however, in view of the various preventive measures taken and highly uncertain economic environment, a definitive assessment of the impact on the subsequent periods is highly dependent upon circumstances as they evolve

b) Note 39 to the Special Purpose Interim Consolidated Financial Statements relating to:

i. non-realisation of foreign currency receivables as at June 30, 2021 amounting to INR 10 million, INR 105 million and INR 214 million, due for more than nine months, fifteen months (extended from nine months via RBI circular RBI/2019-20/206 A. P. (DIR Series) Circular No. 27 dated April 1, 2020, for the exports made up to or on July 31, 2020) and three years, respectively from the date of exports, being the time period permitted under the RBI Master Direction on Export of goods and Services vide FED Master Direction No. 16/2015-16 dated January 1, 2016 (as amended), issued by the Reserve Bank of India. The Group has applied to the Authorised Dealer (AD) seeking permission for extension of time for realisation and for write-off of certain receivables, including updated application dated December 8, 2020 filed by the Holding Company. Further, the Holding Company has made an application to the RBI vide the letter dated December 17, 2020 for seeking approval extension of time for realisation of receivable balances amounting to INR 196 million and write off receivable balances amounting to INR 94 million and approval is currently awaited. Further, the Holding Company has filed a new application to RBI vide the letter dated August 3, 2021 for seeking approval for extension of time for realisation of certain receivables amounting to INR 33 million and approval is currently awaited.

ii. non-settlement of foreign currency payables as at June 30, 2021 amounting to INR 0.04 million and INR 1.63 million, due for more than twelve months (extended from six months via RBI circular - RBI/2019-20/242 A.P. (DIR Series) Circular No.33 dated May 22, 2020) and three years respectively, being the time permitted under the RBI Master Direction on Import of Goods and Services vide FED Master Direction No. 17/2016-17 dated January 1, 2016 (as amended) issued by the RBI. The Holding Company has applied to the AD seeking permission for extension of time for settlement and for write-back of certain payables. The Holding Company has also filed an application to RBI via letters dated July 29, 2021 and August 9, 2021 for permission to write-back payable balances amounting to INR 1.30 million and approval is currently awaited. Subsequently, AD has approved the write-back of INR 0.37 million vide letter dated August 11, 2021.

c) Note 45 to the Special Purpose Interim Consolidated Financial Statements which describes the application made by the Holding Company under section 454 of the Act to adjudicate noncompliance with the provisions of Section 62(1)(b) of the Act read with Rule 12(1) of the Companies (Share Capital and Debentures) Rules, 2014 in relation to grants of Employee Stock Options (ESOPs) made in earlier years to an employee. As stated in the aforesaid Note, the Holding Company has taken steps for cancellation of ESOP grants and shares allotted in the past have been transferred to the Paytm Associate Benefit Welfare Trust (formerly known as One 97 Employee Welfare Trust) and the Holding Company is awaiting the outcome of the adjudication application.

d) Note 41(c) to the Special Purpose Interim Consolidated Financial Statements, which indicates that one of the Subsidiary Company's financial assets as at March 31, 2021 were more than 50% of its total assets and its income from financial assets was more than 50% of the total income for the year. As per the press release dated April 8, 1999 issued by Reserve Bank of India (RBI) the Subsidiary Company fulfils the principal business criteria for being classified as a Non-Banking Financial Company (NBFC) as at March 31, 2021 and accordingly is required to obtain registration as such. However, the Subsidiary Company's Management has stated that this position is temporary in nature and the Subsidiary Company has no intention of conducting the business as an NBFC, and accordingly it had filed an application with the RBI seeking dispensation from registration as NBFC

Our opinion is not modified in respect of the above matters."

2) The following emphasis of matter paragraph has been included in the independent auditor's report dated September 8, 2021 issued by independent firm of chartered accountants on the audit of the Interim Ind AS Financial Statements of Nearbuy India Private Limited which has been reported as under :

"Emphasis of Matter – Effects of COVID-19

We draw attention to Note 1(a) of the accompanying Ind AS financial statements, which describes the management's evaluation of impact of uncertainties related to COVID-19 and its consequential effects on the carrying value of its assets as at June 30, 2021 and the operations of the Company.

Our opinion is not modified in respect of this matter."

Note 1(a) referred above corresponds to Note 41(a) to the Special Purpose Interim Consolidated Financial Statements.

3) The following emphasis of matter paragraph has been included in the independent auditor's report dated September 10, 2021 issued by independent firm of chartered accountants on the audit of the Interim Ind AS Financial Statements of Wasteland Entertainment Private Limited which has been reported as under:

"Emphasis of Matter

We draw attention to Note 2.1 to the accompanying interim Ind AS financial statements, which describes the management's evaluation of impact of uncertainties related to COVID-19 and its consequential effects on the carrying value of its assets as at June 30, 2021 and the operations of the Company. Our opinion is not modified in respect of this matter."

Note 2.1 referred above corresponds to Note 41(b) to the Special Purpose Interim Consolidated Financial Statements.

2. Emphasis of Matters for the three months period ended June 30, 2020

1) "We draw your attention to the following matters:

a) Note 2.1 to the Special Purpose Interim Consolidated Financial Statements, which describes the management's assessment of the impact of the outbreak of Coronavirus (Covid-19) on the business operations of the Group. The management believes that it has taken into account the adjustments required in the Special Purpose Interim Consolidated Financial Statements, however, in view of the various preventive measures taken and highly uncertain economic environment, a definitive assessment of the impact on the subsequent periods is highly dependent upon circumstances as they evolve.

b) Note 39 to the Special Purpose Interim Consolidated Financial Statements relating to:

i. non-realisation of foreign currency receivables as at June 30, 2020 amounting to INR 130 million and INR 174 million, due for more than fifteen months (extended from nine months via RBI circular RBI/2019-20/206 A. P. (DIR Series) Circular No. 27 dated April 1, 2020) and three years, respectively from the date of exports, being the time period permitted under the RBI Master Direction on Export of goods and Services vide FED Master Direction No. 16/2015-16 dated January 1, 2016 (as amended) issued by the Reserve Bank of India (RBI). Subsequent to the Consolidated Balance Sheet date, the Holding Company has received INR 78 million and for the remaining outstanding balance, the Group has applied to the Authorised Dealer (AD) seeking permission for extension of time for realisation and for write-off of certain receivables, including updated application dated December 8, 2020 filed by the Holding Company. Further, the Holding Company has made an application to the RBI vide the letter dated December 17, 2020 for seeking approval for extension of time for realisation of receivable balances amounting to INR 154 million and to write off receivable balances amounting to INR 67 million and approval is currently awaited.

ii. non-settlement of foreign currency payables as at June 30, 2020 amounting to INR 0.04 million and INR 1.66 million, due for more than twelve months (extended from six months via RBI circular RBI/2019-20/242 A.P. (DIR Series) Circular No.33 dated May 22, 2020) and three years, respectively being the time permitted under the RBI Master Direction on Import of Goods and Services vide FED Master Direction No. 17/2016-17 dated January 1, 2016 (as amended) issued by the RBI. The Holding Company has applied to the AD seeking permission for extension of time for settlement and for write-back of certain payables. The Holding Company has also filed an application to RBI via letters dated July 29, 2021 and August 9, 2021 for permission to write-back payable balances amounting to INR 1.33 million and approval is currently awaited. Subsequently, AD has approved the write-back of INR 0.37 million vide letter dated August 11, 2021.

c) Note 43 (c) to the Special Purpose Interim Consolidated Financial Statements which describes the application made by the Holding Company under section 454 of the Act to adjudicate noncompliance with the provisions of Section 62(1)(b) of the Act read with Rule 12(1) of the Companies (Share Capital and Debentures) Rules, 2014 in relation to grants of Employee Stock Options (ESOPs) made in earlier years to an employee. As stated in the aforesaid note, the Holding Company has taken steps for cancellation of ESOP grants and shares allotted in the past have been transferred to the Paytm Associate Benefit Welfare Trust (formerly known as One 97 Employee Welfare Trust) and the Holding Company is awaiting the outcome of the adjudication application.

Our opinion is not modified in respect of the above matters."

2) The following emphasis of matter paragraph has been included in the independent auditor's report dated September 8, 2021 issued by independent firm of chartered accountants on the audit of the Interim Ind AS Financial Statements of Nearbuy India Private Limited which has been reported as under:

"Emphasis of Matter – Effects of COVID-19

We draw attention to Note 1(a) of the accompanying Ind AS financial statements, which describes the management's evaluation of impact of uncertainties related to COVID-19 and its consequential effects on the carrying value of its assets as at June 30, 2020 and the operations of the Company. Our opinion is not modified in respect of this matter."

Note 1(a) referred above corresponds to Note 41(a) to the Special Purpose Interim Consolidated Financial Statements.

3) The following emphasis of matter paragraph has been included in the independent auditor's report dated September 10, 2021 issued by independent firm of chartered accountants on the audit of the Interim Ind AS Financial Statements of Wasteland Entertainment Private Limited which has been reported as under:

"Emphasis of Matter

We draw attention to Note 2.1 to the accompanying interim Ind AS financial statements, which describes the management's evaluation of impact of uncertainties related to COVID-19 and its consequential effects on the carrying value of its assets as at June 30, 2020 and the operations of the Company. Our opinion is not modified in respect of this matter."

Note 2.1 referred above corresponds to Note 41(b) to the Special Purpose Interim Consolidated Financial Statements.

### 3. Emphasis of Matters for the year ended March 31, 2021

"We draw your attention to the following matters:

a) Note 2.1 to the Consolidated Financial Statements, which describes the management's assessment of the impact of the outbreak of Coronavirus (Covid-19) on the business operations of the Group. The management believes that no adjustments are required in the Consolidated Financial Statements as it does not impact the current financial year, however, in view of the various preventive measures taken and highly uncertain economic environment, a definitive assessment of the impact on the subsequent periods is highly dependent upon circumstances as they evolve.

b) Note 39 to the Consolidated Financial Statements relating to:

i. non-settlement of foreign currency payables as at March 31, 2021 amounting to INR Nil (rounded off) and INR 2 MN, due for more than twelve months (time period extended from six months via RBI circular -RBI/2019-20/242 A.P. (DIR Series) Circular No.33 dated May 22, 2020) and three years, respectively, being the time period permitted under the RBI Master Direction on Import of Goods and Services vide FED Master Direction No. 17/2016- 17 dated January 1, 2016 (as amended), issued by RBI. The Holding Company had applied to the Authorised Dealer (AD) seeking permission for extension of time period for settlement of the payables. Further, during this year, the Holding Company has approached AD via letter dated March 25, 2021 and Reserve Bank of India via letter dated April 22, 2021, for permission to write-back payable balances amounting to INR 1 MN and INR 1 MN, respectively and approval is currently awaited.

ii. non-realisation of foreign currency receivables as at March 31, 2021 amounting to INR 91 MN and INR 207 MN, due for more than fifteen months (time period extended from nine months via RBI circular RBI/2019-20/206 A. P. (DIR Series) Circular No. 27 dated April 1, 2020) and three years, respectively, from the date of exports, and RBI Master Direction on Export of goods and Services vide FED Master Direction No. 16/2015-16 dated January 1, 2016 (as amended), issued by the RBI. The Group has applied to the Authorised Dealer seeking permission for extension of time period for realisation and write-off of certain receivables, including updated application dated December 8, 2020 filed by the Holding Company. Further, the Holding Company has made an application to the RBI vide the letter dated December 17, 2020 for seeking approval for extension of time-limit and write off receivable balances and approval is currently awaited.

c) Note 41(c) to the Consolidated Financial Statements, which indicates that one of the Subsidiary Company's financial assets as at March 31, 2021 were more than 50% of its total assets and its income from financial assets was more than 50% of the total income for the year. As per the press release dated April 8, 1999 issued by Reserve Bank of India (RBI) the Subsidiary Company fulfils the principal business criteria for being classified as a Non-Banking Financial Company (NBFC) as at March 31, 2021 and accordingly is required to obtain registration as such. However, the Subsidiary Company's Management has stated that this position is temporary in nature and the Subsidiary Company has no intention of conducting the business as an NBFC, and accordingly it has filed an application with the RBI seeking dispensation from registration as NBFC. Our opinion is not modified in respect of the above matters."

d) The following emphasis of matter paragraph has been included in the independent auditor's report dated May 21, 2021 issued by an independent firm of chartered accountants on the audit of the standalone financial statements for the year ended March 31, 2021 of Nearbuy India Private Limited which has been reported as under:

"We draw attention to Note 1(a) of the accompanying financial statements, which describes the management's evaluation of impact of uncertainties related to COVID-19 and its consequential effects on the carrying value of its assets as at March 31, 2021 and the operations of the Company. Our opinion is not modified in respect of this matter.

Note 1(a) referred above corresponds to Note 41(a) to the Consolidated Financial Statements."

e) The following emphasis of matter paragraph has been included in the independent auditor's report dated May 18, 2021 issued by an independent firm of chartered accountants on the audit of the standalone financial statements for the year ended March 31, 2021 of Wasteland Entertainment Private Limited which has been reported as under:

"We draw attention to Note 2.1 to the accompanying financial statements, which describes the management's evaluation of impact of uncertainties related to COVID-19 and its consequential effects on the carrying value of its assets as at March 31, 2021 and the operations of the Company. Our opinion is not modified in respect of this matter.

Note 2.1 referred above corresponds to Note 41(b) to the Consolidated Financial Statements."

### 4. Emphasis of Matters for the year ended March 31, 2020

" We draw your attention to the following matters -

a) Note 2.1 to the Consolidated Financial Statements, which describes the management's assessment of the impact of the outbreak of Coronavirus (Covid-19) on the business operations of the Group. The management believes that no adjustments are required in the financial statements as it does not impact the current financial year, however, in view of the various preventive measures taken (such as complete lock-down restrictions by the Government of India, travel restrictions etc.) and highly uncertain economic environment, a definitive assessment of the impact on the subsequent periods is highly dependent upon circumstances as they evolve.

b) Note 40 to the Consolidated Financial Statements regarding the non-settlement of foreign currency payables as at March 31, 2020 amounting to Rs 1 MN and Rs 1 MN by the group, due for more than twelve months (time period extended from six months via RBI circular - RBI/2019-20/242 A.P. (DIR Series) Circular No.33 dated May 22,2020) and three years, respectively from the date of imports and non realisation of foreign currency receivables as at March 31, 2020 amounting to Rs 261 MN and Rs 8 MN by the group, due for more than fifteen months (time period extended from nine months via RBI circular - RBI/2019-20/206 A. P. (DIR Series) Circular No. 27 dated April 01, 2020) and three years, respectively from the date of exports, being the time period permitted under the RBI Master Direction on Import of Goods and Services vide FED Master Direction No. 17/2016-17 dated January 1,2016 (as amended) and RBI Master Direction on Export of goods and Services vide FED Master Direction No. 16/2015-16 dated January 1, 2016 (as amended), respectively, issued by the Reserve Bank of India. The Group has applied to the Authorised Dealer seeking permission for extension of time period for settlement of the payables and realisation of the receivables and for write-off of certain receivables outstanding for a period exceeding three years. Our opinion is not modified in respect of the above matters."

c) The following emphasis of matter paragraph has been included in the independent auditor's report dated May 20, 2020 issued by an independent firm of chartered accountants on the audit of the standalone financial statements of Wasteland Entertainment Private Limited which has been reproduced as under:

"We draw attention to Note 2 to the accompanying financial statements, which describes the management evaluation of impact of uncertainties related to COVID-19 and its consequential effects on the carrying value of its assets as at March 31, 2020 and the operations of the Company.

Our opinion is not modified in respect of this matter. "

d) The following emphasis of matter paragraph has been included in the independent auditor's report dated May 21, 2020 issued by an independent firm of chartered accountants on the audit of the standalone financial statements of Nearbuy India Private limited which has been reproduced as under:

"We draw attention to Note 1(a) of the accompanying financial statements, which describes the management's evaluation of impact of uncertainties related to COVID-19 and its consequential effects on the carrying value of its assets as at March 31,2020 and the operations of the Company.

Our opinion is not modified in respect of this matter."

**5. Emphasis of Matters for the year ended March 31, 2019**

"We draw your attention to Note 40 to the Consolidated Financial Statements regarding the non settlement of foreign currency payables as at March 31,2019 amounting to Rs 26 MN and Rs 1 MN by the Holding Company, due for more than six months and three years, respectively from the date of imports and non realisation of foreign currency receivables as at March 31,2019 amounting to Rs 214 MN and Rs 3 MN by the Holding Company, due for more than nine months and three years, respectively from the date of exports, being the time period permitted under the RBI Master Direction on Import of Goods and Services vide FED Master Direction No. 17/2016-17 dated January 1, 2016 (as amended) and RBI Master Direction on Export of goods and Services vide FED Master Direction No. 16/2015-16 dated January 1, 2016 (as amended), respectively, issued by the Reserve Bank of India. The Holding Company has applied to the Authorised Dealer seeking permission for extension of time period for settlement of the payables and realisation of the receivables and for write-off of certain receivables outstanding for a period exceeding three years.

Our opinion is not modified in respect of this matter."

**B) Auditor's Comments in Annexure to Auditors' Report:**

In addition to the audit opinion on the consolidated financial statements, the auditors are required to comment upon the matters included in the Companies (Auditor's Report) Order, 2016 ("the CARO 2016 Order") issued by the Central Government of India under sub-section (11) of Section 143 of Companies Act, 2013 on the standalone financial statements as at and for the financial years ended March 31, 2021, March 31, 2020 and March 31, 2019 respectively. Certain statements/comments included in the CARO in the standalone financial statements, which do not require any adjustments in the Restated Consolidated Financial Information are reproduced below in respect of the financial statements presented. The information presented below is for the Holding Company, its subsidiaries, associates and joint ventures whose audited financial statements are forming part of consolidated financial statements for each of the respective years.

**i) One97 Communications Limited (Holding Company)**

**Financial Year 2020-21**

**Clause i(b) of CARO 2016 Order**

The fixed assets of the Company, have been physically verified by the Management according to a phased programme designed to cover all the items over a period of three years which, in our opinion, is reasonable having regard to the size of the Company and the nature of its assets. Pursuant to the programme, a portion of the fixed assets has been physically verified by the Management during the year and nonmaterial discrepancies have been noticed on such verification. According to the information and explanations given to us, the existence of point of sale machines and sound boxes lying with customers is considered on the basis of the 'active user status' of the customers which is tracked from payment gateway panel.

**Clause vii(a) of CARO 2016 Order**

According to the information and explanations given to us and the records of the Company examined by us, in our opinion, except for dues in respect of professional tax and labour welfare fund, the Company is regular in depositing undisputed statutory dues, including provident fund, employees' state insurance, income tax, sales tax, service tax, duty of customs, duty of excise, value added tax, cess, goods and services tax and other material statutory dues, as applicable, with the appropriate authorities. Also refer note 28(d)(ii) to the Standalone Financial Statements regarding management's assessment on certain matters relating to provident fund.

The extent of the arrears of statutory dues outstanding as at March 31, 2021, for a period of more than six months from the date they became payable are as follows:

Name of the Statute	Nature of the Dues	Amount* (Rs.)	Period to which the amount relates	Due Date	Date of Payment
Professional tax	Professional tax	407,514	Various Dates	Various Dates	Not yet paid
Labour Welfare Fund Act	Labour Welfare Fund	3,081	Various Dates	Various Dates	Not yet paid

\*Amount in absolute figure

**Clause vii(b) of CARO 2016 Order**

According to the information and explanations given to us and the records of the Company examined by us, there are no dues of sales tax, service tax, duty of customs, duty of excise, value added tax and goods and services tax which have not been deposited on account of any dispute. The particulars of dues of income tax as at March 31, 2021 which have not been deposited on account of a dispute, are as follows-

Name of the Statute	Nature of the Dues	Amount* (Rs.)	Period to which the amount relates	Forum where the dispute is pending
IncomeTax Act, 1961	Non-deduction of tax deducted at source	3,618,940	AY 2013-14	Commissioner of Income-tax (Appeals)
IncomeTax Act, 1961	Non-deduction of tax deducted at source	12,500,098	AY 2014-15	Commissioner of Income-tax (Appeals)

\*Amount in absolute figure

**Financial Year 2019-20**

**Clause i(b) of CARO 2016 Order**

The fixed assets of the Company, have been physically verified by the Management according to a phased programme designed to cover all the items over a period of three years which, in our opinion, is reasonable having regard to the size of the Company and the nature of its assets. Pursuant to the programme, a portion of the fixed assets has been physically verified by the Management during the year and no material discrepancies have been noticed on such verification. According to the information and explanations given to us, the existence of point of sale machines lying with customers is considered on the basis of the 'active user status' of the customers which is tracked from payment gateway panel.

**Clause vii(a) of CARO 2016 Order**

According to the information and explanations given to us and the records of the Company examined by us, the Company is generally regular in depositing undisputed statutory dues in respect of professional tax, though there has been slight delays in a few cases and is regular in depositing undisputed statutory dues, including provident fund, income tax, goods and service tax, employees' state insurance, sales tax, service tax, duty of customs, duty of excise, value added tax, cess and other material statutory dues, as applicable, with the appropriate authorities. Also refer note 28(c)(iii) to the Standalone Financial Statements regarding management's assessment on certain matters relating to provident fund.

**Financial Year 2018-19**

**Clause vii(a) of CARO 2016 Order**

According to the information and explanations given to us and the records of the Company examined by us, in our opinion, except for dues in respect of professional tax, the Company is generally regular in depositing undisputed statutory dues in respect of provident fund, income tax and goods and service tax though there has been a slight delay in a few cases, and is regular in depositing undisputed statutory dues, including employees' state insurance, sales tax, service tax, duty of customs, duty of excise, value added tax, cess and other material statutory dues, as applicable, with the appropriate authorities. Also refer note 28(c)(iii) to the Standalone Financial Statements regarding management's assessment on certain matters relating to provident fund. The extent of the arrears of statutory dues outstanding as at March 31, 2019, for a period of more than six months from the date they became payable are as follows:

Name of the Statute	Nature of the Dues	Amount* (Rs.)	Period to which the amount relates	Due Date	Date of Payment
Kerala Municipal Act, 1994	Professional tax	208	April-18	31-08-18	Not yet paid
		208	May-18		Not yet paid
Tamil Nadu Municipal Laws Second Amendment Act 59 of 1998		5,182	April-18	30-09-18	Not yet paid
		6,269	May-18		Not yet paid
		8,190	June-18		Not yet paid
		7,523	July-18		Not yet paid
		37,588	August-18		Not yet paid
The Andhra Pradesh Tax on Professions, Trades, Callings and Employments Rules, 1957		1,103	August-18	10-09-18	Not yet paid

\*Amount in absolute figure

**ii) Mobiquest Mobile Technologies Private Limited (Subsidiary)**

**Financial Year 2020-21**

**Clause iii of CARO 2016 Order**

"The Company has granted unsecured loan to 1 subsidiary covered in the register maintained under Section 189 of the Act.

a) In respect of the aforesaid loans, the terms and conditions under which such loans were granted are not prejudicial to the Company's interest.

b) In respect of aforesaid loans, no schedule of repayment of principal and payment of interest has been stipulated by the Company. Therefore, in absence of stipulation of repayment terms we do not make any comment on the regularity of repayment of the principal and payment of interest.

c) In respect of the aforesaid loans, since there is no schedule for repayment of principal and payment of interest, therefore we are unable to comment whether there is any amount overdue for more than 90 days. The aforesaid loan has been fully impaired in the books of accounts of the Company in the previous years.

**Clause vii(a) of CARO 2016 order**

According to the information and explanations given to us and the records of the Company examined by us, in our opinion, except for dues in respect of provident fund the Company is generally regular in depositing undisputed statutory dues in respect of income tax though there has been a slight delay in a few cases and is regular in depositing undisputed dues, including employee state insurance, goods and services tax and other material statutory dues, as applicable, with the appropriate authorities. Also refer note 10(b)(ii) to the financial statements regarding management's assessment on certain matters relating to provident fund.

The extent of the arrears of statutory dues outstanding as at March 31, 2021, for a period of more than six months from the date they became payable are as follows:

Nature of the statute	Nature of dues	Amount (Rs.)*	Period to which the amount relates	Due Date	Date of Payment
Employee Provident Fund Act, 1952	Provident Fund	4,930	September-19	15-Oct-19	Not yet paid
Employee Provident Fund Act, 1952		3,150	October-19	15-Nov-19	Not yet paid
Employee Provident Fund Act, 1952		5,802	March-20	15-Apr-20	Not yet paid

\*Amount in absolute figure

**Clause vii(b) of CARO 2016 order**

According to the information and explanations given to us and the records of the Company examined by us, there are no dues of sales tax, service tax, duty of customs, duty of excise duty, value added tax and goods and services tax which have not been deposited on account of a dispute. The particulars of dues of income tax as at March 31, 2021 which have not been deposited on account of a dispute, are as follows:

Name of the statute	Nature of dues	Amount (INR 000's)	Amount Paid under Protest (INR 000's)	Period to which the amount relates	Forum where the dispute is pending
Income Tax Act, 1961	Income Tax	7,097.98	5,295.10	AY 2018-19	Deputy Commissioner of Income Tax



iii) Orbgem Technologies Private Limited (Subsidiary)

**Financial Year 2020-21**

**Clause vii(a) of CARO 2016 order**

According to the information and explanations given to us and the records of the Company examined by us, in our opinion, except for dues in respect of provident fund the Company is generally regular in depositing undisputed statutory dues, in respect of income tax though there has been a slight delay in a few cases and is regular in depositing undisputed dues, including employee state insurance, goods and services tax and other material statutory dues, as applicable, with the appropriate authorities. Also refer note 5.9 (b) to the financial statements regarding management's assessment on certain matters relating to provident fund.

The extent of the arrears of statutory dues outstanding as at March 31, 2021, for a period of more than six months from the date they became payable are as follows:

Name of the statute	Nature of dues	Amount	Period to which the amount relates	Due date	Date of Payment
		(Rs.)*			
The Employee's Provident Funds and Miscellaneous Provisions Act,1956	Provident Fund	3,600	April-18	15-May-18	Not yet paid

\*Amount in absolute figure

iv) Paytm Services Private Limited (Formerly known as Balance Technology Private Limited) (Subsidiary)

**Financial Year 2020-21**

**Clause vii(a) of CARO 2016 order**

According to the information and explanations given to us and the records of the Company examined by us, in our opinion, except for dues in respect of provident fund the Company is generally regular in depositing undisputed statutory dues, in respect of income tax though there has been a slight delay in a few cases and is regular in depositing undisputed dues, including employee state insurance, goods and services tax and other material statutory dues, as applicable, with the appropriate authorities.

The extent of the arrears of statutory dues outstanding as at March 31, 2021, for a period of more than six months from the date they became payable are as follows:

Name of the statute	Nature of dues	Amount	Period to which the amount relates	Due date	Date of Payment
		(Rs. in thousands)			
The Employee's Provident Funds and Miscellaneous Provisions Act,1956	Provident Fund*	624.25	September-19	15-Oct-19	Not yet paid
		148.04	October-19	15-Nov-19	Not yet paid
		123.80	November-19	15-Dec-19	Not yet paid
		42.62	December-19	15-Jan-20	Not yet paid
		38.05	January-20	15-Feb-20	Not yet paid
		70.38	February-20	15-Mar-20	Not yet paid
		10.54	March-20	15-Apr-20	Not yet paid
		17.50	April-20	15-May-20	Not yet paid
		7.19	May-20	15-Jun-20	Not yet paid
		37.97	June-20	15-Jul-20	Not yet paid
		28.92	July-20	15-Aug-20	Not yet paid
		248.28	August-20	15-Sep-20	Not yet paid

\*Also refer note 15 to the financial statements.

v) Paytm Entertainment Limited (Subsidiary)

**Financial Year 2020-21**

**Clause vii(a) of CARO 2016 order**

According to the information and explanations given to us and the records of the Company examined by us, in our opinion, the Company is generally regular in depositing the undisputed statutory dues in respect of provident fund and income tax, though there has been a slight delay in a few cases, and is regular in depositing undisputed statutory dues, including goods and services tax and other material statutory dues, as applicable, with the appropriate authorities.

**Clause xvi of CARO 2016 order**

The Company is required to be registered under Section 45-IA of the Reserve Bank of India Act,1934. However, Management has stated that this position is temporary in nature and the Company has no intention of conducting the business as an NBFC, and accordingly it has filed an application with the RBI seeking dispensation from registration as NBFC. Also refer to note 33 to the financial statements and paragraph 4 of our main audit report.

vi) Paytm First Games Private Limited (Joint venture)

**Financial Year 2019-20**

**Clause vii(a) of CARO 2016 order**

According to the information and explanations given to us and the records of the Company examined by us, in our opinion, the Company is generally regular in depositing undisputed statutory dues including provident fund, employees' state insurance, income tax, cess, goods and service tax and other material statutory dues, as applicable, with the appropriate authorities.

**Financial Year 2018-19**

**Clause vii(a) of CARO 2016 order**

According to the information and explanations given to us and the records of the Company examined by us, in our opinion, the Company is generally regular in depositing undisputed statutory dues in respect of provident fund, though there has been a slight delay in a few cases, and is regular in depositing undisputed statutory dues, including income goods and service tax and other material statutory dues, as applicable, with the appropriate authorities.

vii) Paytm Insuretech Private Limited (Associate)

Financial year 2020-21

Clause xiv of CARO 2016 Order

The Company has made a preferential allotment/ private placement of shares/ fully or partly convertible debentures during the year under review, in compliance with the requirements of Section 42 of the Act. The amounts raised have been used for the purpose for which funds were raised except as described below:

Nature of securities viz.  Equity share / Preference shares / Convertible Debenture	Purpose for which funds raised	Total Amount Raised	Amount utilized for the other purpose	Un-utilized balance as at Balance Sheet date
		(Amount in INR thousands)	(Amount in INR thousands)	(Amount in INR thousands)
Equity Shares	General Corporate purpose and future growth of the Company business.	26,575.07	Nil	18,454.28

viii) Wasteland Entertainment Private Limited (Subsidiary)

Financial Year 2020-21

Clause vii(a) of CARO 2016 order

Undisputed statutory dues including provident fund, profession tax, income tax, goods and service tax, cess and other material statutory dues as applicable have generally been regularly deposited with the appropriate authorities, though there have been slight delays in remittance of goods and service tax and tax deducted at source and serious delays in case of tax collected at source ('TCS') with respect to goods and service tax. The provisions relating to employee's state insurance, sales tax, value added tax and duty of excise are not applicable to the Company.

Financial Year 2019-20

Clause vii(a) of CARO 2016 order

Undisputed statutory dues including provident fund, profession tax, employee's state insurance, value added tax, goods and service tax, cess and other material statutory dues as applicable have generally been regularly deposited with the appropriate authorities, though there has been some delays in few cases with respect to tax collected at source with respect to GST. The provisions relating to sales tax, value added tax and duty of excise are not applicable to the Company.

Clause vii(b) of CARO 2016 order

According to the information and explanations given to us, no undisputed amounts payable in respect of provident fund, profession tax, employee's state insurance, income tax, value added tax, goods and service tax, cess and other material statutory dues were outstanding, at the year end, for a period of more than six months from the date they became payable, except as mentioned below:

Name of Statute	Nature of Dues	Amount (in '000)	Period
IGST Act, CGST Act and SGST Act	TCS	Rs. 1,300	April 2019 to August 2019

For Price Waterhouse Chartered Accountants LLP  
Firm registration number: 012754N/ N500016

For and on behalf of Board of Directors of  
One97 Communications Limited

**Amitesh Dutta**  
Partner  
Membership No: 058507  
Place: Gurugram  
Date: October 24, 2021

**Vijay Shekhar Sharma**  
Chairman, Managing Director and CEO  
DIN No. 00466521  
Place: New Delhi  
Date: October 24, 2021

**Madhur Deora**  
Group Chief Financial Officer  
Place: Mumbai  
Date: October 24, 2021

**Vikas Garg**  
Chief Financial Officer  
Place: Noida  
Date: October 24, 2021

**Amit Khera**  
Company Secretary  
Place: Noida  
Date: October 24, 2021

## OTHER FINANCIAL INFORMATION

The accounting ratios required under Paragraph 11 of Part A of Schedule VI of the SEBI ICDR Regulations are given below:

Particulars	Three months ended		Financial Year		
	June 2021	June 2020	2021	2020	2019
Restated loss attributable to equity shareholders of the Parent (in ₹ million) (A)	(3,802)	(2,819)	(16,961)	(28,422)	(41,816)
Weighted average number of equity shares in calculating basic EPS (B)	602,941,300	601,887,060	602,098,370	582,258,280	560,879,960
Weighted average number of equity shares in calculating diluted EPS (C)	602,941,300	601,887,060	602,098,370	582,258,280	560,879,960
<b>Basic earnings per share (₹ per share) (D=A/B)</b>	<b>(6)</b>	<b>(5)</b>	<b>(28)</b>	<b>(49)</b>	<b>(75)</b>
<b>Diluted earnings per share (₹ per share) (E=A/C)</b>	<b>(6)</b>	<b>(5)</b>	<b>(28)</b>	<b>(49)</b>	<b>(75)</b>
Net worth (₹ million) (A)	62,658	78,305	65,348	81,052	57,249
Restated loss attributable to equity shareholders of the Parent (₹ million) (B)	(3,802)	(2,819)	(16,961)	(28,422)	(41,816)
<b>Return on net worth (%) (C=B/A)</b>	<b>(6.1%)</b>	<b>(3.6%)</b>	<b>(26.0%)</b>	<b>(35.1%)</b>	<b>(73.0%)</b>
Net worth (₹ million) (A)	62,658	78,305	65,348	81,052	57,249
Number of equity shares outstanding at the end of the period / year (B)	603,575,430	601,900,450	602,600,130	601,876,550	572,561,290
<b>Restated Net asset value per share (₹) (C=A/B)</b>	<b>104</b>	<b>130</b>	<b>108</b>	<b>135</b>	<b>100</b>
Restated Loss for the period / year (₹ million) (A)	(3,819)	(2,844)	(17,010)	(29,424)	(42,309)
Restated Loss for the period/year from discontinued operation (₹ million) (B)	-	-	-	-	(53)
<b>Restated loss for the period / year from continuing operations (₹ million) (C=A-B)</b>	<b>(3,819)</b>	<b>(2,844)</b>	<b>(17,010)</b>	<b>(29,424)</b>	<b>(42,256)</b>
Income Tax expense (₹ million) (D)	31	(41)	27	(158)	(65)
Exceptional items (₹ million) (E)	(24)	(80)	(281)	(3,047)	(825)
Share of restated profit / (loss) of associates / joint ventures (₹ million) (F)	(121)	34	(740)	(560)	146
<b>Restated loss before share of profit/(loss) of associates/joint ventures, exceptional items and tax (₹ million) (G=C+D-E-F)</b>	<b>(3,643)</b>	<b>(2,839)</b>	<b>(15,962)</b>	<b>(25,975)</b>	<b>(41,642)</b>
Finance costs (₹ million) (H)	97	102	348	485	342
Depreciation and amortization expense (₹ million) (I)	409	403	1,785	1,745	1,116
Other income (₹ million) (J)	572	982	3,844	2,599	3,477
<b>EBITDA (₹ million) (K=G+H+I-J)</b>	<b>(3,709)</b>	<b>(3,316)</b>	<b>(17,673)</b>	<b>(26,344)</b>	<b>(43,661)</b>
Share based payment expense (₹ million) (L)	390	105	1,125	1,661	1,546
<b>Adjusted EBITDA (₹ million) (M=K+L)</b>	<b>(3,319)</b>	<b>(3,211)</b>	<b>(16,548)</b>	<b>(24,683)</b>	<b>(42,115)</b>

**Notes:**

The ratios have been computed as under:

- a) *Basic and diluted earnings per equity share: Basic and diluted earnings per equity share are computed in accordance with Indian Accounting Standard 33 notified under the Companies (Indian Accounting Standards) Rules, 2015, as amended. Basic and diluted earnings per equity share is computed by dividing the profit / (loss) for the period / year attributable to the shareholders of the Company by the weighted average number of shares outstanding during the period / year excluding the treasury shares. In view of losses during the three months ended June 30, 2021 and June 30, 2020 and years ended March 31, 2021, March 31, 2020 and March 31, 2019, the options which are anti-dilutive have been ignored in the calculation of diluted earnings per share. Accordingly, there is no variation between basic and diluted earnings per share.*
- b) *Return on net worth ratio: Restated loss for the period / year attributable to equity shareholders of the Company divided by net worth.*
- c) *Net asset value per equity share: Net worth for equity holders of our Company divided by number of equity shares outstanding at the end of the period / year, net of treasury shares.*
- d) *Shareholders of our Company in the meeting held on June 30, 2021 have approved sub-division of existing authorised share capital of our Company from ₹ 1,041 consisting of 104,106,600 equity shares of face value of ₹10 each to 1,041,066,000 equity shares of face value of ₹1 each and sub-division of existing issued, subscribed and paid up equity share capital of our Company from ₹605,385,270 consisting of 60,538,527\* equity shares of face value of ₹10 each to 605,385,270\* equity shares of face value of ₹1 each. Number of equity shares considered in above table are after considering impact of share sub-division.*
- \*Including treasury shares*
- e) *"Net worth" means the aggregate value of the share capital, securities premium, employee stock options outstanding account, retained earnings, share application money pending allotment, other reserves- FVTOCI and other reserves- FCTR, as per the Restated Financial Statements. Net worth represents equity attributable to owners of the Company and does not include amount attributable to non-controlling interests.*
- f) *Net worth is derived as below:*

Particulars	As at June 30, 2021	As at June 30, 2020	As at March 31, 2021	As at March 31, 2020	As at March 31, 2019
Share capital (₹ million) (A)	605	604	605	604	575
<b>Other equity</b>					
<b>1. Share application money pending allotment (₹ million) (B)</b>	2	*	2	*	-
<b>2. Reserves and Surplus</b>					
Securities Premium (₹ million) (C)	189,526	188,970	189,252	188,953	138,223
Retained Earnings (₹ million) (D)	(131,709)	(114,787)	(128,717)	(112,012)	(84,015)
Employee stock options outstanding account (ESOP Reserve) (₹ million) (E)	4,246	3,605	4,264	3,552	2,501
<b>3. Other reserves</b>					
FVTOCI (₹ million) (F)	(33)	(33)	(33)	20	23
FCTR (₹ million) (G)	21	(54)	(25)	(65)	(58)
<b>Net worth (₹ million) (H= A+B+C+D+E+F+G)</b>	<b>62,658</b>	<b>78,305</b>	<b>65,348</b>	<b>81,052</b>	<b>57,249</b>

\*Amount below rounding off norms adopted by the Group

In accordance with the SEBI ICDR Regulations, the standalone audited financial statements of our Company as at and for Fiscal Years ended March 31, 2021, March 31, 2020 and March 31, 2019 (collectively, the “**Audited Financial Statements**”) are available at <https://paytm.com/financials>. Our Company is providing a link to this website solely to comply with the requirements specified in the SEBI ICDR Regulations. The Audited Financial Statements do not constitute, (i) a part of this Prospectus; or (ii) a prospectus, a statement in lieu of a prospectus, an offering circular, an offering memorandum, an advertisement, an offer or a solicitation of any offer or an offer document to purchase or sell any securities under the Companies Act, 2013, the SEBI ICDR Regulations, or any other applicable law in India or elsewhere in the world. The Audited Financial Statements should not be considered as part of information that any investor should consider to subscribe for or purchase any securities of our Company, or any entity in which it or its shareholders have significant influence (collectively, the “**Group**”) and should not be relied upon or used as a basis for any investment decision. None of the JGC-BRLMs or the BRLMs or Selling Shareholders, nor any of their respective employees, directors, affiliates, agents or representatives accept any liability whatsoever for any loss, direct or indirect, arising from any information presented or contained in the Audited Financial Statements, or the opinions expressed therein.

## CAPITALISATION STATEMENT

The following table sets forth our Company's capitalisation as at June 30, 2021, derived from our Restated Financial Statements, and as adjusted for the Offer. This table should be read in conjunction with the sections titled "*Management's Discussion and Analysis of Financial Condition and Results of Operations*", "*Restated Financial Statements*" and "*Risk Factors*" on pages 417, 269 and 38, respectively.

Particulars	Pre-Offer as at June 30, 2021	As adjusted for the Offer <sup>#</sup>
<i>(in ₹ million, except ratios)</i>		
<b>Borrowings</b>		
Total current borrowings (I)*	4,760	4,760
Non-current borrowings (II)*	-	-
<b>Total Borrowings (I) + (II) = (A)*</b>	<b>4,760</b>	<b>4,760</b>
<b>Equity</b>		
Equity Share Capital*	605	644
Other equity*	62,053	145,014
<b>Total Equity (B)</b>	<b>62,658</b>	<b>145,658</b>
<b>Capitalisation (A) + (B)</b>	<b>67,418</b>	<b>150,418</b>
<b>Non-current borrowings /equity ratio</b>	-	-
<b>Total borrowings/equity ratio</b>	<b>0.08</b>	<b>0.03</b>

<sup>\*</sup>These terms shall carry the meaning as per Schedule III of the Companies Act.

<sup>#</sup> Reflects changes in equity on account of proceeds from the Fresh Issue of ₹ 83,000 million, out of which ₹ 39 million has been adjusted towards the Equity Share Capital and ₹ 82,961 million has been adjusted in Securities Premium. The other equity amount has not been adjusted for share issue expenses on account of the proposed Offer. Further, the above table has not been adjusted for shares issued post June 30, 2021, on exercise of ESOPs granted to employees.

## FINANCIAL INDEBTEDNESS

Pursuant to our Articles of Association, our Board may from time to time, at its discretion, raise or borrow funds or any sums of money for and on behalf of the Company from the Shareholders or from other persons, companies or banks, subject to applicable provisions of the Companies Act, 2013. Our Company and Subsidiaries avail loans in the ordinary course of business for the purposes of meeting working capital and other business requirements.

The details of aggregate indebtedness of our Company and the Subsidiaries as on September 30, 2021 is set forth below:

<i>(in ₹ Million)</i>		
Category of borrowing	Sanctioned amount	Outstanding amount as on September 30, 2021
<b>Secured Loans</b>		
Working capital facilities		
- Bank overdraft and working capital demand loan	9,500	5,700
- Overdraft facilities against fixed deposits	5,001	-
Cash credit hypothecation <sup>(1)</sup>	10	2
<b>Total secured loans (A)</b>	<b>14,511</b>	<b>5,702</b>
<b>Unsecured loans</b>		
External commercial borrowing ('ECB') <sup>(2)</sup>	986	986
<b>Total unsecured loans (B)</b>	<b>986</b>	<b>986</b>
<b>Total indebtedness (on a consolidated basis) (A+B)</b>	<b>15,497</b>	<b>6,688</b>

<sup>(1)</sup> Pertains to a fund-based facility availed by our Subsidiary, Mobiquest Mobile Technologies Private Limited.

<sup>(2)</sup> Pertains to an external commercial borrowing availed by our Subsidiary, Paytm First Games Private Limited

### Details of inter-corporate loans / optionally convertible debentures

<i>(in ₹ Million)</i>		
Category of borrowing	Sanctioned amount	Outstanding amount as on September 30, 2021
<b>Inter-corporate loans given by our Company to its Subsidiaries</b>		
Inter Corporate loans <sup>(1)</sup>	1,402	1,402
<b>Optionally convertible debentures issued by our subsidiaries and subscribed by our Company</b>		
Optionally convertible debentures <sup>(2)</sup>	160	160

<sup>(1)</sup> Pertains to inter corporate loans availed by each of our Subsidiaries, Paytm First Games Private Limited, Urja Money Private Limited, Little Internet Private Limited, Nearbuy India Private Limited and Wasteland Entertainment Private Limited from our Company. This also includes inter corporate loans availed by Fincollect Services Private Limited (step down subsidiary) from Urja Money Private Limited.

<sup>(2)</sup> Pertains to optionally convertible debentures issued by each of our Subsidiaries, Urja Money Private Limited and Nearbuy India Private Limited and subscribed by our Company

We have also provided bank guarantees to our customers/merchants, vendors and certain government authorities in the ordinary course of business. The summary of the bank guarantees are set forth in the table below:

<i>(in ₹ Million)</i>		
Category of Bank Guarantee	Sanctioned amount	Outstanding bank guarantees as on September 30, 2021
Bank guarantees against fixed deposits <sup>(1)</sup>	3,004	2,823
Other bank guarantees <sup>(2)</sup>	4,500	1,188
<b>Total bank guarantees availed</b>	<b>7,504</b>	<b>4,011</b>

<sup>(1)</sup> It also includes bank guarantee of ₹4 million given by one of the Subsidiaries.

<sup>(2)</sup> Other bank guarantees are part of non fund based working capital facility.

For details in relation to the outstanding indebtedness as of June 30, 2021, June 30, 2020, March 31, 2021, March 31, 2020, March 31, 2019 see "**Financial Statements**" on page 269.

## **Principal terms of the borrowings availed of by our Company and our Subsidiaries**

Set out below are the principal terms of the borrowings availed of by our Company and our Subsidiaries, which are indicative and there may be additional terms under the various borrowing arrangements entered into by the Company and the Subsidiaries:

**Interest:** In terms of the working capital facilities availed by our Company, the interest rate is tied to MCLR and spread, with varying reset options. Further, for the overdraft fund based facility against fixed deposits availed by our Company, the interest rate is typically attached to the fixed deposit rate and the spread per annum. Commission payable for the bank guarantee facilities availed by us typically ranges between 0.15% to 1.00%. In terms of the cash credit hypothecation availed by our Subsidiary, the interest rate is currently 9.05% per annum which is linked to the Baroda repo lending rate.

**Tenor:** The tenor of the working capital demand loan typically ranges from seven days to 365 days. A certain portion of the bank guarantees forming part of the working capital facilities can be sanctioned for a period of up to four years, and the bank guarantee facilities availed by us against fixed deposits can be availed for a tenor as per our request. Bank overdraft and cash credit hypothecation facilities are normally repayable on demand.

**Security:** The working capital facilities availed by our Company are typically secured by way of:

- i. Exclusive charge by way of hypothecation on the entire current assets of the Company, together with cash in hand, bank accounts and receivables excluding the mutual funds, fixed deposits and bonds subscribed to by the Company, that are not exclusively charged with the lender; and
- ii. Exclusive charge over the fixed deposits or mutual funds of the Company for an amount equivalent to 20% of the facilities undertaken

The bank guarantees against the fixed deposits and the over draft facilities against the fixed deposits are typically secured by way of a lien against the fixed deposits held with the lender of an amount equivalent to the facility availed and to an extent of 103.20% of the facilities availed.

The cash credit hypothecation facilities availed by our Subsidiary are typically secured by way of:

- i. Guarantees furnished by two directors of the Subsidiary; and
- ii. First charge on the entire project (present and future) assets of the Subsidiary (tangible/intangible, movable/immovable), including by way of hypothecation on all the book debts of the Subsidiary.

**Re-payment:** While the working capital limits are repayable on demand, each sub-limit has specific schedule prescribed with provisions of monthly repayments for some of the sub-limits.

**Prepayment:** The working capital facilities availed of by our Company generally have prepayment provisions which allow for pre-payment of the outstanding loan amount on receiving prior approval from such concerned lender, subject to such prepayment premium as may be decided by the lender at the time of such prepayment, or as laid down in the facility document, as the case may be.

**Covenants:** Borrowing arrangements entered into by us typically contain various restrictive conditions and covenants restricting certain corporate actions, and we are required to take the prior approval of the lender before carrying out such activities, including, among others, for:

- a. effect any merger, de-merger, amalgamation, consolidation, reorganization or scheme of arrangement or compromise;
- b. declare or pay any dividend or any other distribution of profits or permit withdrawal of amounts brought in if an event of default has occurred;
- c. redeem, purchase, buyback, retire, or repay any of the entity's share capital, de-list its shares from the stock exchanges, if applicable, or resolve to do so for so long as any sums are due to the lender;
- d. create charge on the entity's securities;
- e. pay any compensation to the directors for loss of office for any reason whatsoever, if there is a default in payment;

- f. enter into forward contracts, swaps, options, or other liability management contracts in respect of short term facilities; and
- g. change the accounting method or financial year of our Company.

**Events of Default:** Borrowing arrangements entered into by us contain standard events of default, including:

- a. non-payment or default of principal and/or interest due on the loan obligation;
- b. breach of any covenant, condition, agreement or any other conditions subject to the terms of the relevant borrowing arrangement;
- c. proceedings relating to winding up, dissolution, bankruptcy and insolvency being initiated against our Company;
- d. change in control of our Company without the approval of lenders;
- e. cross default by our Company on amounts due to any other lender subject to the terms of the relevant borrowing arrangement;
- f. any obligations under the facility agreements or any of the transaction documents, is not, or ceases to be, a valid, legal and/or binding obligation of any person party to it becomes void, illegal, unenforceable, or is repudiated by such person.

Additionally, our Subsidiary, Paytm First Games Private Limited has availed an external commercial borrowing from AGTech Media Holdings Limited. Please refer to “***Risk Factors - An inability to comply with repayment and other covenants in the financing agreements could adversely affect our business, financial condition, cash flows and credit rating***” on page 70.



## MANAGEMENT'S DISCUSSION AND ANALYSIS OF FINANCIAL CONDITION AND RESULTS OF OPERATIONS

*The following discussion is intended to convey the management's perspective on our financial condition and results of operations for FY 2019, FY 2020 and FY 2021, and for the three months ended June 30, 2020 and 2021. Unless otherwise stated, the financial information in this section has been derived from the Restated Financial Statements.*

*Our financial year ends on March 31 of each year. Accordingly, references to "FY 2019", "FY 2020" and "FY 2021", are to the 12-month period ended March 31 of the relevant year.*

*Ind AS differs in certain respects from, IFRS and U.S. GAAP and other accounting principles with which prospective investors may be familiar. Please also see "**Risk Factors — Significant differences exist between Ind AS and other accounting principles, such as, IFRS and U.S. GAAP, which may be material to investors' assessments of our financial condition, result of operations and cash flows**" on page 84. This discussion contains certain forward-looking statements that involve risks and uncertainties. Our actual results may differ materially from those anticipated in these forward-looking statements as a result of certain factors, such as the risks set forth in the chapters entitled "**Risk Factors**" and "**Forward Looking Statements**" beginning on pages 38 and 26, respectively.*

### Overview of Our Business

We are India's leading digital ecosystem for consumers and merchants, according to RedSeer. We offer payment services, commerce and cloud services, and financial services to 337 million registered consumers and over 21.8 million registered merchants, as of June 30, 2021. Our two-sided (consumer and merchant) ecosystem enables commerce, and provides access to financial services, by leveraging technology to improve the lives of our consumers and helps our merchants grow their businesses.

Our consumer and merchant engagement and lifecycle is core to our business model and our unit economics.

For consumers, certain payment categories like money transfer, in-store payments and bill payments are highly relevant, high frequency use cases that are efficient and pre-dominant means of consumer acquisition for us. Products such as Paytm Wallet, Paytm Postpaid, Paytm Bank savings account and FASTag help build consumer engagement and stickiness and help us retain consumers. Products such as personal loans, credit cards and insurance allow us to monetize users, at little or no incremental cost of acquisition, and at attractive economics.

Similarly, for merchants, certain payments offerings, such as QR (for in-store) and Payment Gateway (for online) are our primary means to on-board new merchants. Products such as Soundbox and POS devices and Paytm Business Payments, increase their engagement and retention in our ecosystem with attractive monetisation characteristics in many cases. Products such as merchant lending, advertising and cloud allow us to monetize our merchants, at little or no incremental cost of acquisition, and at attractive economics.

### Payment Services

We have an easy-to-use suite of payment services for consumers and merchants, which enables them to send and receive payments in a convenient, seamless and secure manner both online and in-store. According to RedSeer, We are the largest payments platform<sup>17</sup> in India, with a GMV of ₹4,033 billion in FY 2021 and ₹1,469 billion in the three months ended June 30, 2021. We processed a total of 5.9 billion and 2.3 billion merchant transactions in FY 2021 and in the three months ended June 30, 2021, respectively.

### Commerce and Cloud Services

We provide a commerce lifestyle destination for consumers such as ticketing for travel and entertainment, gaming, food delivery, ride hailing, and more. In FY 2020, we processed a total Commerce GMV of ₹142,230 million, which declined to ₹42,445 million in FY 2021 as a result of the impact of the COVID-19 pandemic on our commerce merchants. In the three months ended June 30, 2020, we processed a total Commerce GMV of ₹4,763 million, which increased to ₹9,021 million in the three months ended June 30, 2021, as a result of gradual ease in restrictions on transport, travel, and social distancing, despite the impact of the second wave of COVID-19

---

<sup>17</sup> In terms of the number of transactions between consumers and merchants completed on our platforms.

pandemic on our consumers and merchants. We offer commerce and cloud services, such as ticketing, advertising, mini-apps, and loyalty solutions to our merchants that help them acquire and retain customers on and off the Paytm platform.

### ***Financial Services***

We provide financial services including digital lending, mobile banking, insurance, and wealth management for consumers and merchants. For FY 2021 and in the three months ended June 30, 2021, we processed a total of 2.6 million and 1.4 million loans, respectively, through our financial institution partners. We provide most of our financial services through our financial institution partners.

For more details on each of our service offerings, see “***Our Business – Our Products and Services***” on page 183.

### **Our Business Model**

We segregate our revenue under two revenue lines, (i) Payment and Financial Services, and (ii) Commerce and Cloud Services.

### **Revenue**

#### ***Payment and Financial Services***

We currently derive a majority of our revenue from our payment services. For our payment services, we primarily generate revenues from (i) the transaction fee that we charge our merchants based on a percentage of GMV, (ii) consumer convenience fees that we charge our consumers for certain types of transactions, and, (iii) recurring subscription fees from merchants for certain products and services, such as Paytm Soundbox and POS. The fee percentage that we charge varies by the type of payment instrument used by consumers and the category of merchant. For example, we generally earn larger transaction fees on transactions completed through credit cards and certain Paytm Payment Instruments, than we do on other instruments.

For our financial services, we generate revenue depending on the type of services offered by us and through our financial institution partners on our platforms (i.e. lending, insurance, and wealth management) and within each business, the type of product. Our revenues vary depending on the product, nature of partnership and the level of our involvement in distribution, product-creation and collections. For our lending business that we provide through our financial institution partners, we earn (i) a sourcing fee from our financial institution partners, which is typically earned at the time of disbursement of the loan based on a percentage of the loan amount, and (ii) a collection fee from financial institution partners based on a percentage of the loan amount, for the collection services that we perform and is linked to the amount collected. For distribution of credit cards, we charge our financial institution partners an upfront distribution fee per card issued and a percentage of the total annual spend for the card. We also earn incentives from the card networks for driving adoption of cards. For insurance products, we earn a commission from our insurance partners based on a percentage of total premiums for insurance products sold through our platforms. For our equity broking services, we earn consumer fees, such as upfront account opening fee, transaction fee depending on transaction type and volumes, and an annual subscription fee. In addition, in Paytm Money, we earn float income on funds that our customers keep in their brokerage accounts. Many of our financial services businesses, such as Postpaid 2.0, stock broking and personal loans were launched more recently, in 2020. As a result, revenue from our financial services currently constitutes a small percentage of our total revenue.

#### ***Commerce and Cloud Services***

For our travel, entertainment and ticketing, and other commerce businesses, we generate revenues by charging merchants a transaction fee, and/or consumers a convenience fee, which is typically linked to a percentage of transaction value. Some of our marketing and promotional expenses, such as a portion of cashbacks, are netted off from our total revenue in certain cases. For software and cloud services, we charge our merchants a subscription fee, and in some instances a fee linked to the volume of activity on our platforms. For our advertising business, we run performance and brand marketing campaigns for merchants, and charge them depending on the scale and type of campaign.

## ***Expense***

Our major expenses include (i) payment processing charges, (ii) marketing and promotional expenses, (iii) employee benefits expenses, (iv) software, cloud and data center expenses, (v) depreciation and amortization expenses, (vi) finance costs, and (v) other expenses.

Payment processing charges are charges paid to banks for routing transactions through their payment gateways, and are dependent on (i) the category of merchant, and (ii) payment instrument used by the consumer. Other factors may include (i) size and number of transactions processed on our platforms, and (ii) the network through which the transaction is routed.

Marketing and promotional expenses comprise digital marketing, brand marketing, sponsorships, cashback, Paytm points and other promotional expenses, given to consumers or merchants for incentivizing acquisition and retention. Some of our marketing and promotional expenses, such as cashbacks, are netted from our total revenue in certain cases

Employee benefits expenses include salaries, incentives and share-based compensation that we pay to our employees. Our largest employee benefit expenses are for employees in the technology team, sales and business development.

Our software, cloud and data center expenses primarily include costs we pay for cloud and data center facilities, costs for technology licenses and technology subscription fees, and other related expenses.

Our depreciation and amortization expenses primarily include depreciation expenses on plant and machinery (POS and soundbox, among others), computers and servers, right of use assets and amortization of intangible assets.

Our finance costs include interest expenses paid on borrowings, and finance charges paid on lease liabilities.

Our other expenses are all other expenses, including expenses for subcontracted staff, connectivity and communication expenses such as SMS and email, rent for office facilities, travel expenses, logistics and warehousing expenses, among others.

## **Principal Factors Affecting our Financial Condition and Results of Operations**

The following describes certain factors that have had, and we expect will continue to have, a significant effect on our financial condition and results of operations.

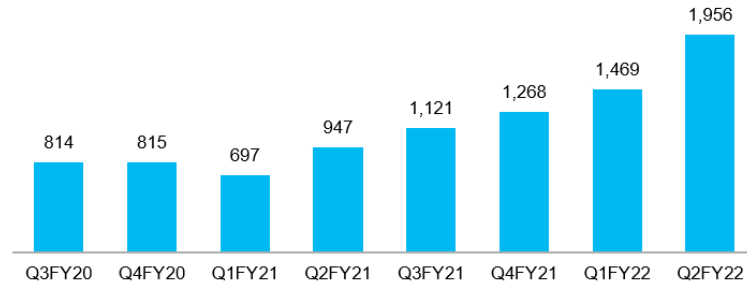
### ***Gross Merchant Volume (GMV) and take rate***

One of the key drivers of our payment and financial service revenue is the GMV that is processed on our platforms and the take rate that we make on it. We define GMV as the rupee value of total payments made to merchants through transactions on our app, through Paytm Payment Instruments or through our payment solutions, over a period. It excludes any consumer-to-consumer payment service such as money transfers. We define take rate for a particular period as the ratio of our total revenue from operations to GMV for such period.

While our GMV has been growing consistently, we experienced an impact in our GMV in the fourth quarter of FY 2020 and in the first quarter of FY 2021 primarily due to the lockdowns imposed as a result of the COVID-19 pandemic which reduced availability of payments use cases. Since lockdowns eased in India in the second quarter of FY 2021, our GMV has increased consistently for the rest of FY 2021 primarily due to an increase in the transactions of our online and in-store merchants. Even during the first and second quarters of FY 2022, we saw continued growth in GMV primarily due to growth in our merchant base and deployed devices. Total devices deployed increased from 0.8 million as on March 31, 2021, to 0.9 million as on June 30, 2021 and to approximately 1.3 million as on September 30, 2021.

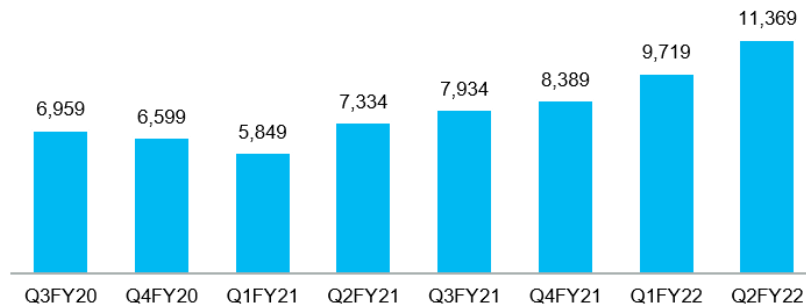
The following chart shows our aggregate GMV per quarter since the third quarter of FY 2020.

### GMV (₹ in billions)



We are focused on increasing consumer and merchant engagement on our platforms. We have been able to grow transaction frequency and GMV per MTU significantly. During the COVID-19 lockdown period in the fourth quarter of FY 2020 and the first quarter of FY 2021, while the impact on our MTU was minimal, the GMV per transacting customer declined since certain merchants that were not operating or were otherwise impacted. Since lockdowns eased in India in the second quarter of FY 2021, our average monthly GMV per MTU for each quarter has grown consistently and has exceeded pre-COVID-19 levels. This trend continued in the first two quarters of FY 2022 despite the impact of the second wave of COVID-19 on our merchants during the first quarter of FY 2022. The following chart shows our average monthly GMV per MTU for each quarter since the third quarter of FY 2020.

### Monthly GMV/MTU<sup>(1)</sup> (₹)



Notes:  
1. Quarterly MTU calculated as average of monthly MTU

The take rate that we make on our GMV depends on the mix of payment instruments used to process payments on our platform. Some payment instruments, such as credit cards and certain Paytm Payment Instruments like Paytm Wallet, Paytm Postpaid and Paytm FASTag, have a higher transaction fee compared to others while certain payment instruments such as UPI have zero take-rate. Over the last three years, our take rate has declined due to our efforts to reduce take rate for our merchants, and an increase in the share of UPI transactions in our total instrument mix. However, starting in the third quarter of FY 2021, there has been an increase in take rates for certain instruments, as well as steady growth of higher take rate instruments such as credit cards, and Paytm Postpaid. Our take rate for the fourth quarter of FY 2021 was 0.64% and our take rate, defined as ratio of our total revenue from operations to GMV, for the first quarter of FY 2022 was 0.61%, marginally lower compared to the previous quarter as COVID-19 affected the category mix of our offline merchants (particularly with respect to offline devices subscriptions and MDR revenues) and commerce merchants.

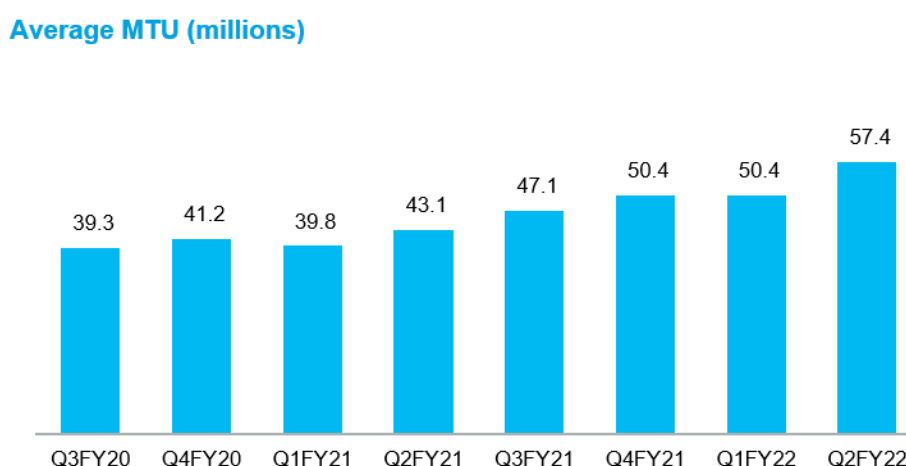
### *Number of consumers in our ecosystem*

In order to grow our business, we must attract new consumers and increase retention and engagement of existing consumers on our platforms. We are able to attract consumers by offering them daily life use cases such as bill payments, mobile top-ups, money transfer, online and in-store payments, entertainment and travel tickets, play online games, access mini-apps across food delivery, e-commerce, ride hailing and more. We are able to increase

their engagement and retain them by offering a wide selection of daily life use cases, through technology-led, easy-to-use digital products and services.

Our monthly transacting users (“MTU”) have grown consistently during FY 2021. We define MTU as unique consumers who have completed at least one successful transaction on the Paytm ecosystem in a particular calendar month. Even though our operations were impacted in the first quarter of FY 2021 with the imposition of lockdowns due to the COVID-19 pandemic in India and our MTU was marginally impacted during the period, our MTU has been steadily increasing over the past few quarters. Despite the impact of the second wave of COVID-19 during the months of April 2021 and May 2021 there was no decline in average MTU during the first quarter of FY 2022 as compared to the previous quarter. Our average MTU has grown by 13.8% in the second quarter of FY 2022 compared to the first quarter of FY 2022.

The following chart shows our average MTU per quarter since the third quarter of FY 2020.



#### ***Number of merchants in our ecosystem and their engagement***

Our long-term revenue growth and increase in GMV is dependent on our ability to retain and acquire new merchants on our platforms. We have been able to attract merchants on our platforms by offering them, (i) a full suite of payment services, and (ii) technology solutions to grow their businesses and our share of their payments. With more merchants being a part of our ecosystem, we are able to offer more use cases to our consumers which increases the number of transactions on our platform. Despite the impact of the COVID-19 pandemic on operations during the fourth quarter of FY 2020 and the first quarter of FY 2021, our total registered merchant base has increased steadily from 11.2 million as of March 31, 2019 to 16.3 million as of March 31, 2020 and to 21.1 million as of March 31, 2021.

#### ***Commerce GMV***

Commerce GMV, which we define as the total value of goods or services sold on the Paytm platforms by our commerce merchants, is a critical component of our revenue from commerce and cloud services. There was a decrease in our Commerce GMV from ₹142,230 million in FY 2020 to ₹42,445 million in FY 2021, primarily as a result of COVID-19 pandemic which impacted our partners in travel, entertainment and e-commerce industries, as well as reduced marketing spends by some of our partners. According to RedSeer, during FY 2021 the travel industry declined by approximately 55% and movies declined by 88% due to the various restrictions imposed as a result of the COVID-19 pandemic (*see Industry on pages 153 and 154, respectively*). Despite the impact of the second wave of the COVID-19 pandemic in the first quarter of FY 2022, our Commerce GMV grew by 89% to ₹9,021 million from ₹4,763 million in the same period in previous financial year primarily due to continued recovery in this segment with gradual ease in restrictions on transport, travel, and social distancing. We also provide cloud services which were less impacted by the COVID-19 pandemic.

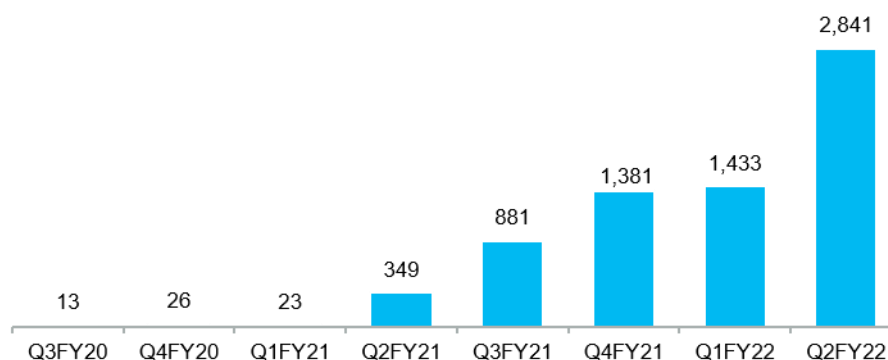
#### ***Adoption of our financial services offerings***

Revenue from our financial services is linked to the transaction volumes in our financial services offerings, including the number and value of loans disbursed by our financial institution partners, value of insurance policies

sold, number of credit cards sourced by our financial institution partners and, number and value of equity and derivatives trading orders.

We launched a number of financial products in 2020, such as Paytm Postpaid 2.0 and personal loans, with financial institution partners, and stock broking services. We have been able to significantly grow our lending business over the last few quarters, primarily as a result of the growth in our Paytm postpaid product. Due to cautious approach in making new disbursements due to the second wave of the COVID-19 pandemic in May 2021 and June 2021, we processed a total of 1.4 million loans through our financial institution partners in the first quarter of FY 2022. We saw continued recovery in the segment as our financial institution partners' disbursal almost doubled with over 2.8 million loans in the second quarter of FY 2022. The following chart shows the total number of loans disbursed by our financial institution partners in each quarter since the third quarter of FY 2020.

**Total Loans Disbursed (# in '000)**



We started providing stock broking services in 2020. While the total number of users availing stock broking services has increased and continues to grow, it is currently at less than 1% of our monthly active customer base. We have over 1.5 million consumers in direct mutual fund investments, and have achieved over ₹69.0 billion in value of investments in direct mutual funds, digital gold, and stock broking, as on June 30, 2021. We also had over 307,000 equity trading accounts as of June 30, 2021.

We are also a registered insurance broker and provide auto, health and life insurance products to our consumers and merchants. We are able to leverage the commerce transactions completed on our apps to provide attached insurance products to our consumers. As of June 30, 2021, we, together with Paytm Insurance Broking Private Limited had 11.4 million unique insurance customers and had sold 31.6 million cumulative attachment products and insurance policies.

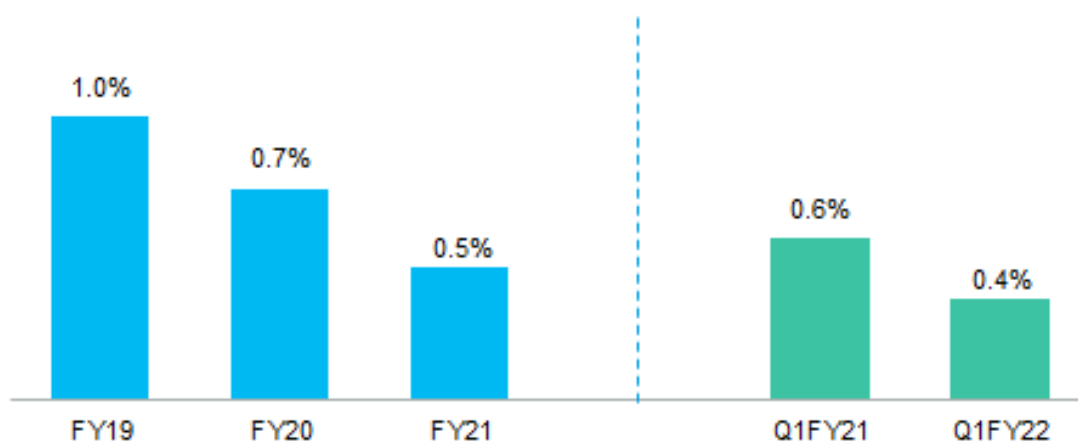
### ***Costs and Profitability***

Our profitability depends on the cost effectiveness of our business. In the last three years and in the first quarter of FY 2022, we have been able to reduce our payment processing charges as a percentage of GMV and in the last three fiscal years and our marketing and promotional expenses. We believe that we have significant operating leverage in our fixed costs, and significant ability to bring down costs, as a percentage of revenues, through higher margin products.

#### ***Payment processing charges***

Our payment processing charges as a percentage of our GMV, as depicted in the chart below, for the same period reduced from 1.0% in FY 2019 to 0.5% in FY 2021, and reduced from 0.6% in the first quarter of FY 2021 to 0.4% in the first quarter of FY 2022, primarily driven by improvements in transaction rates from banks due to our scale, improved transaction routing due to technology and product interventions, and an increase in share of low cost payment instruments in our overall instrument mix.

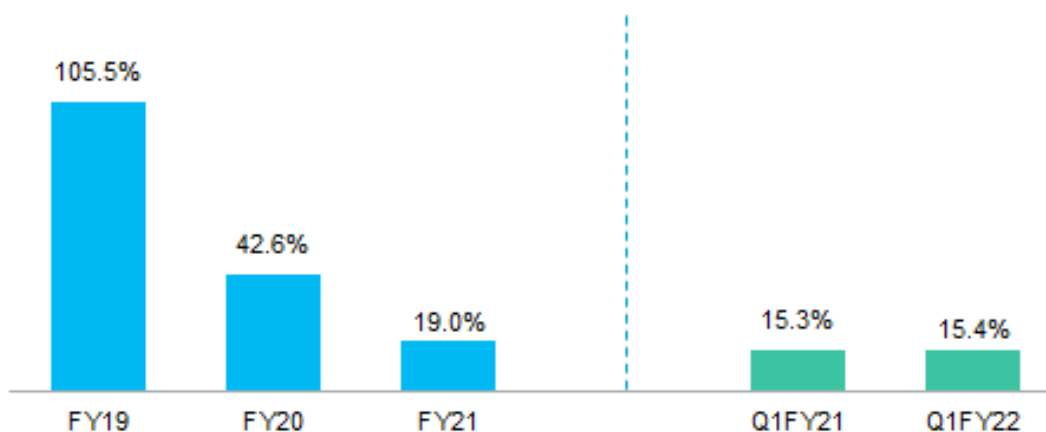
## Payment Processing Charges as % of GMV (%)



### Marketing and promotional expenses

Our marketing and promotional expenses, as depicted in the chart below, in FY 2021 reduced by 61.9% from FY 2020, and by 84.4% from FY 2019. As percentage of our revenue from operations, our marketing and promotional expenses reduced from 105.5% in FY 2019 to 19.0% in FY 2021, but increased marginally from 15.3% in the first quarter of FY 2021 to 15.5% in the first quarter of FY 2022 primarily due to investments in sponsorship and marketing campaigns during a cricket sporting event in India in April 2021 and on promotions for acquiring and retaining users. As we have expanded our offerings, we have been able to increase consumer engagement and grow our consumer base with lower costs. We intend to continue being efficient with our customer acquisition and retention costs.

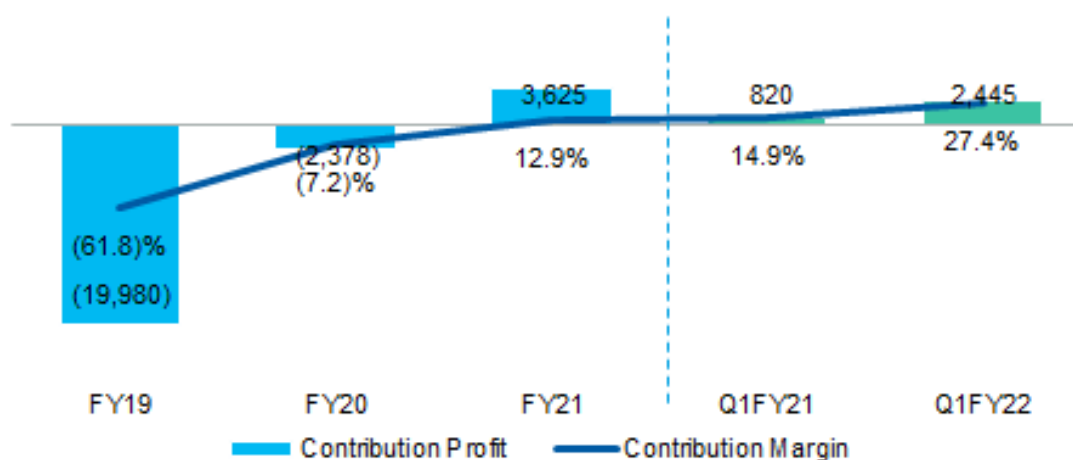
## Marketing and Promotion Expense as % of Operating Revenue (%)



### Contribution profit and contribution margin

As a result of improvement in these costs, we have been able to improve our contribution profit and contribution margin. We use Contribution margin as a key metric in evaluating our operating performance and believe it is a useful measure as it takes into consideration the direct costs of operating businesses. Our contribution profit improved from a loss of ₹19,980 million in FY 2019 to a profit of ₹3,625 million in FY 2021, and from ₹820 million in the first quarter of FY 2021 to ₹2,445 million in the first quarter of FY 2022. Our contribution margin, as depicted in the table and chart below, increased from a loss of 61.8% in FY 2019 to a profit of 12.9% in FY 2021, and from 14.9% in the first quarter of FY 2021 to 27.4% in the first quarter of FY 2022. The contribution margin of the first quarter of FY 2021 was aided by ₹110 million of non-recurring activity based benefit.

## Contribution Profit (₹ in millions) and Contribution Margin (%)



The following table reconciles contribution margin to our revenue from operations for the years / periods indicated:

	FY		Three months ended		
	2019	March 31, 2020	2021	June 30, 2020	2021
<b>Contribution profit</b>	<i>(₹ in millions, except percentages)</i>				
Revenue from operations (A)	32,320	32,808	28,024	5,512	8,908
Payment processing charges (B)	22,574	22,659	19,168	3,980	5,265
Promotional cashbacks and incentives <sup>(1)</sup> (C)	27,937	9,592	2,357	315	607
Connectivity and content fees (D)	1,071	1,561	1,819	260	435
Contest, ticketing and FASTag expenses (E)	680	1,221	681	121	89
Logistic, deployment and collection cost (F)	38	153	374	16	67
<b>Contribution profit (G=A-B-C-D-E-F)<sup>(2)</sup></b>	<b>(19,980)</b>	<b>(2,378)</b>	<b>3,625</b>	<b>820</b>	<b>2,445</b>
<b>Contribution margin (H=G/A)<sup>(3)(4)</sup></b>	<b>(61.8)%</b>	<b>(7.2)%</b>	<b>12.9%</b>	<b>14.9%</b>	<b>27.4%</b>

- (1) Marketing and promotional expenses for FY 2019, FY 2020 and FY 2021, and for the three months ended June 30, 2020 and June 30, 2021 are ₹34,083 million, ₹13,971 million, ₹5,325 million, ₹841 million and ₹1,377 million, respectively, out of which expenses considered in calculation of Contribution profit are in the nature of promotional cashbacks and incentives.
- (2) Contribution profit is a non-GAAP financial measure calculated as revenue from operations less payment processing charges, promotional cashbacks and incentives, connectivity and content fees, contest, ticketing and FASTag expenses and logistic, deployment & collection cost of our businesses. Contribution margin is the percentage margin derived by dividing contribution profit by revenue from operations.
- (3) Our Contribution margins have been improving consistently over the past three fiscal years primarily due to (i) a reduction in the overall payment processing charges, with scale, technology improvement and changes in instrument mix and, (ii) a reduction in promotional cashbacks and incentives, resulting from continued focus on optimizing cost of acquiring and retaining customers and merchants on our platforms.
- (4) The contribution margin of the first quarter of FY 2021 includes ₹110 million of activity based benefit which is non-recurring.

### Employee benefit expenses

In the last three years and in the first quarter of FY 2022, we have made significant investments in our technology team, our sales team and the build-out of our financial services business which has resulted in an increase in our employee benefits expenses. We have also moved some of our functions from sub-contracted staff to our own employees, to ensure best-in-class services and efficiency.



### *Adjusted EBITDA and Adjusted EBITDA Margin*

In the last three years, our Adjusted EBITDA has improved from ₹(42,115) million in FY 2019 to ₹(16,548) million in FY 2021 and Adjusted EBITDA margin has improved from (130.3)% in FY 2019 to (59.0)% in FY 2021. Our Adjusted EBITDA marginally decreased from ₹(3,211) million in the three months ended June 30, 2020 to ₹(3,319) million in the three months ended June 30, 2021 and Adjusted EBITDA margin improved from (58.3)% to (37.3)% during the same period. For a reconciliation of Adjusted EBITDA to our Ind AS financials, see “- *Non-Ind AS Financial Measures – Adjusted EBITDA and Adjusted EBITDA Margin*” below.

### **Critical accounting policies**

#### ***Revenue recognition***

Revenue is measured based on the consideration specified in a contract with a customer net of variable consideration e.g. discounts, volume rebates, any payments made to a customer (unless the payment is for a distinct good or service received from the customer) and excludes amounts collected on behalf of third parties. We recognize revenue when it transfers control over a product or service to a customer. Revenue is only recognized to the extent that it is highly probable that a significant reversal will not occur.

We provide incentives to our users in various forms including cashbacks. Incentives which are consideration payable to the customer that are not in exchange for a distinct good or service are generally recognized as a reduction of revenue.

Where we act as an agent for selling goods or services, only the commission income is included within revenue. The specific revenue recognition criteria described below must also be met before revenue is recognized. Typically, the Group has a right to payment before or at the point that services are delivered. Cash received before the services are delivered is recognized as a contract liability. The amount of consideration does not contain a significant financing component as payment terms are less than one year.

#### *Sale of services*

Revenue from services is recognized when the control in services is transferred as per the terms of the agreement with the customer i.e. as and when services are rendered. Revenues are disclosed net of the Goods and Services tax charged on such services. In terms of the contract, excess of revenue over the billed at the year-end is carried in the balance sheet as trade receivables where the amount is recoverable from the customer without any future performance obligation and the Group has unconditional right over such consideration (i.e. if only the passage of time is required before payment of such consideration is due). Cash received before the services are delivered is recognised as a contract liability.

#### *Service fees from merchants*

The Group earns service fee from merchants and recognizes such revenue when the control in services have been transferred by the Group i.e. as and when services have been provided by the Group. Such a service fee is generally determined as a percentage of transaction value executed by the merchants. Amount received by the Group pending settlement are disclosed as payable to the merchants under contract liabilities.

#### *Commission*

The Group facilitates recharge of talk time, bill payments, and availability of bus tickets and sale of deal coupons and earns commission for the respective services. Commission income is recognized when the control in services is transferred to the customer when the services have been provided by the Group.

#### *Other operating revenue*

Where the Group is contractually entitled to receive claims/compensation in case of non-discharge of obligations by customers, such claims/compensations are measured at the amount receivable from such customers and are recognized as other operating revenue when there is a reasonable certainty that the Group will be able to realize the said amounts.

### *Interest income*

For all debt instruments measured either at amortized cost or at fair value through other comprehensive income, interest income is recorded using the effective interest rate (“EIR”). EIR is the rate that exactly discounts the estimated future cash payments or receipts over the expected life of the financial instrument or a shorter period, where appropriate, to the gross carrying amount of the financial asset or to the amortized cost of a financial liability. When calculating the effective interest rate, the Group estimates the expected cash flows by considering all the contractual terms of the financial instrument but does not consider the expected credit losses. Interest income is included in finance income in the restated consolidated statement of profit and loss.

### ***Property, plant and equipment***

Property, plant and equipment are carried at cost less accumulated depreciation and any accumulated impairment, if any. Property, plant and equipment is depreciated on a written down value basis to its residual value over its estimated useful life.

Cost directly attributable to acquisition are capitalised until the property, plant and equipment are ready for use, as intended by the management.

Subsequent costs are capitalised on the carrying amount or recognised as a separate asset, as appropriate, only when future economic benefits associated with the item are probable to flow to the Group and cost of the item can be measured reliably. When significant parts of property, plant and equipment are required to be replaced at intervals, the Group depreciates them separately based on their specific useful lives. The carrying amount of any component accounted for as a separate asset is derecognised when replaced. All repair and maintenance are charged to restated consolidated statement of profit and loss during the reporting period in which they are incurred.

Advances paid towards the acquisition of property, plant and equipment outstanding at each balance sheet date are classified as capital advances under the non-current assets and the cost of assets not ready to use before such date are disclosed under ‘Capital work in progress’.

The gain or loss arising on the disposal or retirement of an item of property, plant and equipment is determined as the difference between the sales proceeds and the carrying amount of the asset and is recognised in the restated consolidated statement of profit and loss on the date of disposal or retirement.

Depreciation is provided using the written down value method and charged to restated consolidated statement of profit and loss as per the rates prescribed under Schedule II of the Companies Act, 2013 except for technical evaluation done by the management's expert for plant and machinery, given below:

<b>Assets</b>	<b>Rate of Depreciation (per annum)</b>
Servers and networking equipment (Computers)	39.30%
Laptops and desktops (Computers)	63.16%
Office equipment	45.07%
Furniture and fittings	25.89%
Plant & Machinery	45.07% / 63.16%
Vehicles	31.23%

Leasehold improvements are depreciated over the shorter of their useful life or the lease term, unless the entity expects to use the assets beyond the lease term.

The residual values, useful lives and methods of depreciation of property, plant and equipment are reviewed at each financial year end and adjusted prospectively, if appropriate.

### ***Share-based payments***

#### *Equity-settled transactions*

Employees (including senior executives) of the Group receive remuneration in the form of share-based payments, whereby employees render services as consideration for equity instruments (equity-settled transactions).

The cost of equity-settled transactions is determined by the fair value at the date when the grant is made using an appropriate valuation model.

That cost is recognised, together with a corresponding increase in Employee Stock Option Plan (ESOP) reserves in equity, over the period in which the performance and/or service conditions are fulfilled in employee benefits expense. The cumulative expense recognised for equity-settled transactions at each reporting date until the vesting date reflects the extent to which the vesting period has expired and the Group's best estimate of the number of equity instruments that will ultimately vest. The expense or credit for a period represents the movement in cumulative expense recognised as at the beginning and end of that period and is recognised in employee benefits expense.

Service and non-market performance conditions are not taken into account when determining the grant date fair value of awards, but the likelihood of the conditions being met is assessed as part of the Group's best estimate of the number of equity instruments that will ultimately vest.

No expense is recognised for awards that do not ultimately vest because non-market performance and/or service conditions have not been met.

When the terms of an equity-settled award are modified, the minimum expense recognised is the expense had the terms not been modified, if the original terms of the award are met. An additional expense is recognised for any modification that increases the total fair value of the share-based payment transaction, or is otherwise beneficial to the employee as measured at the date of modification. Where an award is cancelled by the entity or by the counterparty, any remaining element of the fair value of the award is expensed immediately through restated consolidated statement of profit and loss.

The dilutive effect of outstanding options is reflected as additional share dilution in the computation of diluted earnings per share.

#### *Cash-settled transactions*

For awards classified as cash settled share based transactions, the goods or services acquired are measured and the liability incurred, at the fair value of liability. Until the liability is settled, the fair value of the liability is re-measured at the end of each reporting period and at the date of settlement, with any changes in fair value recognised in the restated consolidated statement of profit and loss for the period.

The cost of cash-settled transactions is determined by the fair value of equity instruments at each reporting date using an appropriate valuation model.

That cost is recognised, together with a corresponding increase in liability, over the period in which the performance and/or service conditions are fulfilled in employee benefits expense. The cumulative expense recognised for cash-settled transactions at each reporting date until the vesting date reflects the extent to which the vesting period has expired and the Group's best estimate of the number of equity instruments that will ultimately vest. The expense or credit for a period represents the movement in cumulative expense recognised as at the beginning and end of that period and is recognised in employee benefits expense.

No expense is recognised for awards that do not ultimately vest because non-market performance and/or service conditions have not been met.

The Group has set up Paytm Associate Benefit Welfare Trust (formerly known as One97 Employee Welfare Trust) for administering certain types of share-based payment arrangements including awards given to employees of the outside group companies as well for awards of options of other companies given to its employees. The Group uses the Trust as a vehicle for distributing shares under the ESOP schemes. The Trust holds shares of the Group, for giving shares to employees. The Group treats the Trust as its extension and shares of the Group held by the Trust are treated as treasury shares. Other assets held by the Trust are consolidated on a line-by-line basis with the Group's financial statements. Shares of other companies held by the Trust for distribution to its employees are separately disclosed under investments.

## Results of Operations

The following table sets forth select financial data from our restated consolidated statement of profit and loss for FY 2019, 2020 and 2021, and in the three months ended June 30, 2020 and 2021, the components of which are also expressed as a percentage of revenue from operations for such years.

	FY						Three months ended			
	2019		March 31, 2020		2021		June 30, 2020		2021	
	% of revenue from operations		% of revenue from operations		% of revenue from operations		% of revenue from operations		% of revenue from operations	
(₹ in millions, except percentages)										
<b>Income</b>										
Revenue from operations										
Payment and financial services	16,955	52.5%	19,068	58.1%	21,092	75.3%	4,298	78.0%	6,894	77.4%
Commerce and cloud services	15,365	47.5%	11,188	34.1%	6,932	24.7%	1,214	22.0%	2,014	22.6%
Other operating revenue	-	-	2,552	7.8%	-	-	-	-	-	-
<b>Revenue from operations</b>	<b>32,320</b>	<b>100.0%</b>	<b>32,808</b>	<b>100.0%</b>	<b>28,024</b>	<b>100.0%</b>	<b>5,512</b>	<b>100%</b>	<b>8,908</b>	<b>100%</b>
Other income	3,477	10.8%	2,599	7.9%	3,844	13.7%	982	17.8%	572	6.4%
<b>Total income</b>	<b>35,797</b>	<b>110.8%</b>	<b>35,407</b>	<b>107.9%</b>	<b>31,868</b>	<b>113.7%</b>	<b>6,494</b>	<b>117.8%</b>	<b>9,480</b>	<b>106.4%</b>
<b>Expenses</b>										
Payment processing charges	22,574	69.8%	22,659	69.1%	19,168	68.4%	3,980	72.2%	5,265	59.1%
Marketing and promotional expenses	34,083	105.5%	13,971	42.6%	5,325	19.0%	841	15.3%	1,377	15.4%
Employee benefits expense	8,562	26.5%	11,193	34.1%	11,849	42.3%	2,138	38.8%	3,507	39.4%
Software, cloud and data centre expenses	3,096	9.6%	3,603	11.0%	3,498	12.5%	746	13.5%	1,058	11.9%
Depreciation and amortization expense	1,116	3.4%	1,745	5.3%	1,785	6.4%	403	7.3%	409	4.6%
Finance costs	342	1.1%	485	1.5%	348	1.2%	102	1.9%	97	1.1%
Other expenses	7,666	23.7%	7,726	23.5%	5,857	20.9%	1,123	20.4%	1,410	15.8%
<b>Total expenses</b>	<b>77,439</b>	<b>239.6%</b>	<b>61,382</b>	<b>187.1%</b>	<b>47,830</b>	<b>170.7%</b>	<b>9,333</b>	<b>169.3%</b>	<b>13,123</b>	<b>147.3%</b>
<b>Restated loss before share of profit/(loss) of associates / joint ventures, exceptional items and tax</b>	<b>(41,642)</b>	<b>(128.8)%</b>	<b>(25,975)</b>	<b>(79.2)%</b>	<b>(15,962)</b>	<b>(57.0)%</b>	<b>(2,839)</b>	<b>(51.5)%</b>	<b>(3,643)</b>	<b>(40.9)%</b>
Share of restated profit / (loss) of associates / joint ventures	146	0.4%	(560)	(1.7)%	(740)	(2.6)%	34	0.6%	(121)	(1.3)%
<b>Restated loss before exceptional items and tax from continuing operations</b>	<b>(41,496)</b>	<b>(128.4)%</b>	<b>(26,535)</b>	<b>(80.9)%</b>	<b>(16,702)</b>	<b>(59.6)%</b>	<b>(2,805)</b>	<b>(50.9)%</b>	<b>(3,764)</b>	<b>(42.2)%</b>
Exceptional items	(825)	(2.5)%	(3,047)	(9.3)%	(281)	(1.0)%	(80)	(1.4)%	(24)	(0.3)%
<b>Restated loss before tax from continuing operations</b>	<b>(42,321)</b>	<b>(130.9)%</b>	<b>(29,582)</b>	<b>(90.2)%</b>	<b>(16,983)</b>	<b>(60.6)%</b>	<b>(2,885)</b>	<b>(52.3)%</b>	<b>(3,788)</b>	<b>(42.5)%</b>
<b>Income Tax expense</b>										
Current tax	6	0.0%	16	0.0%	34	0.1%	(39)	(0.7)%	43	0.5%
Deferred tax expense/(credit)	(71)	(0.2)%	(174)	(0.5)%	(7)	0.0%	(2)	(0.0)%	(12)	(0.1)%
<b>Total tax expense</b>	<b>(65)</b>	<b>(0.2)%</b>	<b>(158)</b>	<b>(0.5)%</b>	<b>27</b>	<b>0.1%</b>	<b>(41)</b>	<b>(0.7)%</b>	<b>31</b>	<b>0.4%</b>
<b>Restated loss for the year / period from continuing operations</b>	<b>(42,256)</b>	<b>(130.7)%</b>	<b>(29,424)</b>	<b>(89.7)%</b>	<b>(17,010)</b>	<b>(60.7)%</b>	<b>(2,844)</b>	<b>(51.6)%</b>	<b>(3,819)</b>	<b>(42.9)%</b>
<b>Restated Loss for the year / period from discontinued operations</b>	<b>(53)</b>	<b>(0.2)%</b>	<b>-</b>	<b>-</b>	<b>-</b>	<b>-</b>	<b>-</b>	<b>-</b>	<b>-</b>	<b>-</b>
<b>Restated Loss for the year / period</b>	<b>(42,309)</b>	<b>(130.9)%</b>	<b>(29,424)</b>	<b>(89.7)%</b>	<b>(17,010)</b>	<b>(60.7)%</b>	<b>(2,844)</b>	<b>(51.6)%</b>	<b>(3,819)</b>	<b>(42.9)%</b>
<b>Restated Total Other Comprehensive Income/(Loss) for the year / period</b>	<b>(46)</b>	<b>(0.1)%</b>	<b>(9)</b>	<b>0.0%</b>	<b>(30)</b>	<b>(0.1)%</b>	<b>(37)</b>	<b>(0.7)%</b>	<b>53</b>	<b>0.6%</b>
<b>Restated Total Comprehensive Income/ (Loss) for the year / period</b>	<b>(42,355)</b>	<b>(131.0)%</b>	<b>(29,433)</b>	<b>(89.7)%</b>	<b>(17,040)</b>	<b>(60.8)%</b>	<b>(2,881)</b>	<b>(52.3)%</b>	<b>(3,766)</b>	<b>(42.3)%</b>

**For the three months ended June 30, 2021 compared to the three months ended June 30, 2020**

*Income*

	Three months ended June 30,			
	2020 (A)	2021 (B)	Change (C= B-A)	% change (D= C/A)
<b>Income</b>	<i>(₹ in millions, except percentages)</i>			
Revenue from operations				
- Payment and financial services	4,298	6,894	2,596	60.4%
- Payment Services to Consumers	2,085	3,005	920	44.1%
- Payment Services to Merchants	1,979	3,340	1,361	68.8%
- Others (including Financial Services)	234	549	315	134.6%
- Commerce and cloud services	1,214	2,014	800	65.9%
- Commerce	266	517	251	94.4%
- Cloud	948	1,497	549	57.9%
- Other operating revenue	-	-	-	-
<b>Revenue from operations</b>	<b>5,512</b>	<b>8,908</b>	<b>3,396</b>	<b>61.6%</b>
Other income	982	572	(410)	(41.8)%
<b>Total income</b>	<b>6,494</b>	<b>9,480</b>	<b>2,986</b>	<b>46.0%</b>

Our revenue from operations increased by 61.6% to ₹8,908 million in the three months ended June 30, 2021 from ₹5,512 million in the three months ended June 30, 2020.

Revenue from our payment and financial services increased by 60.4% to ₹6,894 million in the three months ended June 30, 2021 from ₹4,298 million in the three months ended June 30, 2020. Lockdowns imposed towards the end of FY 2020, as a result of the COVID-19 pandemic, caused disruption to many of our merchants with particular severity from March 2020 to May 2020. This resulted in an impact in our payments volumes, as our GMV remained flat during the fourth quarter of FY 2020 (compared to the previous quarter) and declined by 14% during the first quarter of FY 2021. As lockdowns eased in India in the second half of FY 2021, our GMV increased consistently for the rest of FY 2021. Despite the significant impact of second wave of COVID-19 in the first quarter of FY 2022, the number of transactions on our platforms increased resulting in an increase in the GMV by 111% to ₹1,469 billion in the three months ended June 30, 2021 from ₹697 billion in the three months ended June 30, 2020. Revenue from our payment and financial services increased overall in the three months ended June 30, 2021 compared to the three months ended June 30, 2020 due to (i) increase of 68.8% in revenues from Payment Services to Merchants which was mainly due to increase in transaction fee we earned from our online and in-store merchants and an increase in subscription revenues from in-store merchants (ii) increase of 44.1% in revenues from Payment Services to Consumers (iii) increase of 134.8% in revenues from Others primarily due to increase in the revenue from financial services as we processed over 1,433 thousand loans in the three months ended June 30, 2021 compared to 23 thousand in the previous financial year. We also attracted more merchants to our platform resulting in an increase in the number of registered merchants using our services to 21.8 million as of June 30, 2021 from 17.0 million as of June 30, 2020.

Our revenues from Commerce declined during FY 2021 primarily due to various restrictions imposed to curb the COVID-19 pandemic, which disrupted the operation of our partners in the travel, entertainment, and e-commerce industries. As lockdowns eased in India with a gradual relaxation in transport, travel, and social distancing, we see our Commerce GMV and transaction fee increase consistently but continued, in each quarter, to be lower than pre-COVID-19 levels. Even during the three months ended June 30, 2021, which has been impacted by the second wave of COVID-19, our revenues from Commerce increased by 94.4% to 517 million from 266 million in the three months ended June 30, 2020, as our Commerce GMV increased to ₹9,021 million in the first quarter of FY 2022 from ₹4,763 million in the same period previous financial year. Our cloud services were less impacted by the COVID-19 pandemic, despite logistical challenges, particularly with existing partners, and starting business with new partners. Our revenues from Cloud increased 57.9% to 1,497 million in the three months ended June 30, 2021 from 948 million in the three months ended June 30, 2020 primarily due to an increase in revenues from advertising services as we continue to expand our user base.

Our other income decreased by 41.8% to ₹572 million in the three months ended June 30, 2021 from ₹982 million in the three months ended June 30, 2020, primarily due to decrease in interest income earned from debt instruments, as our balances for debt instruments decreased during the period ended June 30, 2021, and due to a decrease in the fair value gain on financial instruments measured at FVTPL.

## Expenses

	In the three months ended June 30,			
	2020 (A)	2021 (B)	Change (C= B-A)	% change (D= C/A)
<b>Expenses</b>	<i>(₹ in millions, except percentages)</i>			
Payment processing charges	3,980	5,265	1,285	32.3%
Marketing and promotional expenses	841	1,377	536	63.7%
Employee benefits expense	2,138	3,507	1,369	64.0%
Software, cloud and data centre expenses	746	1,058	312	41.8%
Depreciation and amortization expense	403	409	6	1.5%
Finance costs	102	97	(5)	(4.9)%
Other expenses	1,123	1,410	287	25.6%
<b>Total expenses</b>	<b>9,333</b>	<b>13,123</b>	<b>3,790</b>	<b>40.6%</b>
Percentage of revenue from operations	169.3%	147.3%		

Our total expenses increased by 40.6% to ₹13,123 million in the three months ended June 30, 2021 from ₹9,333 million in the three months ended June 30, 2020.

### Payment processing charges

	In the three months ended June 30,			
	2020 (A)	2021 (B)	Change (C= B-A)	% change (D= C/A)
<b>Expenses</b>	<i>(₹ in millions, except percentages)</i>			
Payment processing charges	3,980	5,265	1,285	32.3%
Percentage of revenue from operations	72.2%	59.1%		

Our payment processing charges increased by 32.3% to ₹5,265 million in the three months ended June 30, 2021 from ₹3,980 million in the three months ended June 30, 2020 despite a 110.6% increase in our payments GMV during the same period. This was primarily driven by improvements in transaction rates from banks due to our scale, improved transaction routing due to technology interventions, and an increase in the share of low cost payment instruments in our overall instrument mix.

### Marketing and promotional expenses

	In the three months ended June 30,			
	2020 (A)	2021 (B)	Change (C= B-A)	% change (D= C/A)
<b>Expenses</b>	<i>(₹ in millions, except percentages)</i>			
Marketing and promotional expenses	841	1,377	536	63.7%
Percentage of revenue from operations	15.3%	15.4%		

Our marketing and promotional expenses increased by 63.7% to ₹1,377 million in the three months ended June 30, 2021 from ₹841 million in the three months ended June 30, 2020, primarily due our investments in sponsorship and marketing campaigns during a popular sporting event in India in April 2021 and promotional expenses on new user growth and user retention.

### Employee benefit expense

	In the three months ended June 30,			
	2020 (A)	2021 (B)	Change (C= B-A)	% change (D= C/A)
<b>Expenses</b>	<i>(₹ in millions, except percentages)</i>			
Employee benefits expense	2,138	3,507	1,369	64.0%
Percentage of revenue from operations	38.8%	39.4%		

Our employee benefit expense increased by 64.0% to ₹3,507 million in the three months ended June 30, 2021, from ₹2,138 million in the three months ended June 30, 2020. The primary reasons for an increase in employee benefit expenses are: (i) the expansion of our sales, technology, and financial services teams, and (ii) we conducted salary appraisals during the three months ended June 30, 2021.

#### Software, cloud and data centre expenses

	In the three months ended June 30,			
	2020 (A)	2021 (B)	Change (C= B-A)	% change (D= C/A)
<b>Expenses</b>	<i>(₹ in millions, except percentages)</i>			
Software, cloud and data centre expenses	746	1,058	312	41.8%
Percentage of revenue from operations	13.5%	11.9%		

Our software, cloud and data centre expenses increased by 41.8% to ₹1,058 million in the three months ended June 30, 2021 from ₹746 million in the three months ended June 30, 2020, primarily due to increase in cloud expenses with growth in GMV and transactions and on software and licenses to bring operational efficiencies and increase customer engagement.

#### Depreciation and amortization expense

	In the three months ended June 30,			
	2020 (A)	2021 (B)	Change (C= B-A)	% change (D= C/A)
<b>Expenses</b>	<i>(₹ in millions, except percentages)</i>			
Depreciation and amortization expense	403	409	6	1.5%
Percentage of revenue from operations	7.3%	4.6%		

Our depreciation and amortization expense marginally increased by 1.5% to ₹409 million in the three months ended June 30, 2021 from ₹403 million in the three months ended June 30, 2020, in line with our depreciation policy on existing assets. While our depreciation and amortization expense on property, plant and equipment and intangible assets increased by ₹56 million, majorly on POS machines and soundboxes, the same is offsetted by decrease in depreciation on right-of-use-assets by ₹50 million on account of vacating various office premises.

#### Finance costs

	In three months ended June 30,			
	2020 (A)	2021 (B)	Change (C= B-A)	% change (D= C/A)
<b>Expenses</b>	<i>(₹ in millions, except percentages)</i>			
Finance costs	102	97	(5)	(4.9)%
Percentage of revenue from operations	1.9%	1.1%		

Our finance costs decreased by 4.9% to ₹97 million in the three months ended June 30, 2021 from ₹102 million in the three months ended June 30, 2020, primarily due to a decrease in interest on lease liabilities on vacating various office premises.

#### Other expenses

	In the three months ended June 30,			
	2020 (A)	2021 (B)	Change (C= B-A)	% change (D= C/A)
<b>Expenses</b>	<i>(₹ in millions, except percentages)</i>			
Other expenses	1,123	1,410	287	25.6%
Percentage of revenue from operations	20.4%	15.8%		

Our other expenses increased by 25.6% to ₹1,410 million in the three months ended June 30, 2021, compared to ₹1,123 million in the three months ended June 30, 2020, primarily due to an increase in connectivity and content fee as our transaction volumes and deployments of Soundbox and POS devices continues to grow.

#### Restated Loss for the Period

	In the three months ended June 30,			
	2020 (A)	2021 (B)	Change (C= B-A)	% change (D= C/A)
	(₹ in millions, except percentages)			
Restated Loss of the year	(2,844)	(3,819)	(975)	34.3%

As a result of the foregoing factors, our restated loss for the three months ended June 30, 2021 increased by 34.3% to ₹(3,819) million from a restated loss of ₹(2,844) million for the three months ended June 30, 2020.

#### FY 2021 compared to FY 2020

##### Income

	FY			
	2020 (A)	2021 (B)	Change (C= B-A)	% change (D= C/A)
	(₹ in millions, except percentages)			
<b>Income</b>				
Revenue from operations				
- <b>Payment and financial services</b>	<b>19,068</b>	<b>21,092</b>	<b>2,024</b>	<b>10.6%</b>
- Payment Services to Consumers	10,120	9,692	(428)	(4.2)%
- Payment Services to Merchants	7,658	10,116	2,458	32.1%
- Others (including Financial Services)	1,290	1,284	(6)	(0.5)%
- <b>Commerce and cloud services</b>	<b>11,188</b>	<b>6,932</b>	<b>(4,256)</b>	<b>(38.0)%</b>
- Commerce	7,109	2,452	(4,657)	(65.5)%
- Cloud	4,079	4,480	401	9.8%
- <b>Other operating revenue</b>	<b>2,552</b>	-	<b>(2,552)</b>	<b>(100)%</b>
<b>Revenue from operations</b>	<b>32,808</b>	<b>28,024</b>	<b>(4,784)</b>	<b>(14.6)%</b>
Other income	2,599	3,844	1,245	47.9%
<b>Total income</b>	<b>35,407</b>	<b>31,868</b>	<b>(3,539)</b>	<b>(10.0)%</b>

Our revenue from operations decreased by 14.6% to ₹28,024 million in FY 2021 from ₹32,808 million in FY 2020. While our revenue from payment and financial services increased in FY 2021 from FY 2020, such increase was offset by a decrease in the revenue from commerce and cloud services during the same period primarily due to the impact of the COVID-19 pandemic and related lockdown measures.

Revenue from our payment and financial services increased by 10.6% to ₹21,092 million in FY 2021 from ₹19,068 million in FY 2020. Lockdowns imposed towards the end of FY 2020, as a result of the COVID-19 pandemic, caused disruption to many of our merchants with particular severity from March 2020 to May 2020. This resulted in an impact in our payments volumes, as our GMV remained flat during the fourth quarter of FY 2020 (compared to the previous quarter) and declined by 14% during the first quarter of FY 2021. As lockdowns eased in India in the second half of FY 2021, our GMV increased consistently for the rest of FY 2021. Despite the significant impact in the first half of FY 2021, the number of transactions on our platforms increased resulting in an increase in the GMV by 33% to ₹4,033 billion in FY 2021 from ₹3,032 billion FY 2020. Revenue from our payment and financial services increased overall in FY 2021 compared to FY 2020 due to (i) increase in revenues from Payment Services to Merchants, primarily due to an increase in transaction fee and subscription revenues (ii) marginal decline in revenues from Payment Services to Consumers as a result of COVID-19 induced restraints. We also attracted more merchants to our platform resulting in an increase in the number of registered merchants using our services to 21.1 million as of March 31, 2021 from 16.3 million as of March 31, 2020. During FY 2021, particularly in the second half of the year, we also saw increased contribution from our financial services businesses.

Revenue from our commerce and cloud services decreased by 38.0% to ₹6,932 million in FY 2021 from ₹11,188 million in FY 2020. Our revenues from Commerce decreased by 65.5% to 2,452 million in FY2021 from 7,109 million in FY2020 mainly due to decline in Commerce GMV from ₹142,230 million in FY 2020 to ₹42,445 million in FY 2021 primarily due to disruptions to our partners in travel, entertainment and e-commerce industries. According to RedSeer, during FY 2021 the travel industry declined by approximately 55% and movies declined



by 88% compared to FY 2020 due to the various restrictions imposed as a result of the COVID-19 pandemic. This resulted in a decrease in the total number of tickets sold on our platform causing a decrease in the transaction fee and convenience fee earned from merchants and consumers, respectively, during FY 2021. As lockdowns eased in India, our Commerce GMV and transaction fee from the commerce and cloud services increased consistently after May 2020, but continued, in each quarter, to be lower than pre-COVID-19 levels. Our cloud services were less impacted by the COVID-19 pandemic, despite logistical challenges, particularly with existing partners, and starting business with new partners. Our revenues from Cloud increased by 9.8% to 4,480 million in FY2021 from 4,079 million in FY2020 primarily due to increase in revenues from advertising services from FY 2020 to FY 2021.

Our other operating revenue was nil in FY 2021 compared to ₹2,552 million in FY 2020. In FY 2020, we recovered one-time marketing expenses from one of our merchants.

Our other income increased by 47.9% to ₹3,844 million in FY 2021 from ₹2,599 million in FY 2020, primarily due to an increase in interest income earned from our bank deposits as our bank balances increased during FY 2021.

#### Expenses

	FY			
	2020 (A)	2021 (B)	Change (C= B-A)	% change (D= C/A)
<b>Expenses</b>	<i>(₹ in millions, except percentages)</i>			
Payment processing charges	22,659	19,168	(3,491)	(15.4)%
Marketing and promotional expenses	13,971	5,325	(8,646)	(61.9)%
Employee benefits expense	11,193	11,849	656	5.9%
Software, cloud and data centre expenses	3,603	3,498	(105)	(2.9)%
Depreciation and amortization expense	1,745	1,785	40	2.3%
Finance costs	485	348	(137)	(28.2)%
Other expenses	7,726	5,857	(1,869)	(24.2)%
<b>Total expenses</b>	<b>61,382</b>	<b>47,830</b>	<b>(13,552)</b>	<b>(22.1)%</b>
Percentage of revenue from operations	187.1%	170.7%		

Our total expenses decreased by 22.1% to ₹47,830 million for FY 2021 from ₹61,382 million for FY 2020.

#### Payment processing charges

	FY			
	2020 (A)	2021 (B)	Change (C= B-A)	% change (D= C/A)
<b>Expenses</b>	<i>(₹ in millions, except percentages)</i>			
Payment processing charges	22,659	19,168	(3,491)	(15.4)%
Percentage of revenue from operations	69.1%	68.4%		

Our payment processing charges decreased by 15.4% to ₹19,168 million for FY 2021 from ₹22,659 million for FY 2020 despite an increase of 33% in our GMV in FY 2021 from FY 2020, primarily driven by improvements in transaction rates from banks due to our scale, improved transaction routing due to technology interventions, and an increase in share of low cost payment instruments in our overall instrument mix.

#### Marketing and promotional expenses

	FY			
	2020 (A)	2021 (B)	Change (C= B-A)	% change (D= C/A)
<b>Expenses</b>	<i>(₹ in millions, except percentages)</i>			
Marketing and promotional expenses	13,971	5,325	(8,646)	(61.9)%
Percentage of revenue from operations	42.6%	19.0%		

Our marketing and promotional expenses decreased by 61.9% to ₹5,325 million in FY 2021 from ₹13,971 million in FY 2020, primarily due to a reduction in customer acquisition and retention costs, such as cashbacks, digital marketing expenses and brand marketing expenses, which is in line with our continued focus on driving efficiencies in all our marketing efforts. As we expanded our offerings, we were able to increase consumer engagement and grow our consumer base without incurring significant consumer acquisition additional costs. We continue to be focused on being efficient with our customer acquisition and retention costs.

#### *Employee benefit expense*

	FY			
	2020 (A)	2021 (B)	Change (C= B-A)	% change (D= C/A)
<b>Expenses</b>	<i>(₹ in millions, except percentages)</i>			
Employee benefits expense	11,193	11,849	656	5.9%
Percentage of revenue from operations	34.1%	42.3%		

Our employee benefit expense increased by 5.9% to ₹11,849 million in FY 2021 from ₹11,193 million in FY 2020. The primary reasons for an increase in employee benefit expenses are: (i) the expansion of our technology and financial services teams, and (ii) fact that until 2020, we subcontracted certain services, such as field sales and distribution of in-store merchants products and services to third-parties and these subcontracting expenses were reported under the line item “other expenses”. During FY 2021, we moved some of these services in-house, largely field sales and distribution employees, to ensure best-in-class services and efficiency, which resulted in increased average headcount from 5,904 for the year FY 2020 to 8,623 for the year FY 2021. This was offset by efficiency in headcount in some of our businesses, and also resulted in a reduction in our other expenses (please see below)

#### *Software, cloud and data centre expenses*

	FY			
	2020 (A)	2021 (B)	Change (C= B-A)	% change (D= C/A)
<b>Expenses</b>	<i>(₹ in millions, except percentages)</i>			
Software, cloud and data centre expenses	3,603	3,498	(105)	(2.9)%
Percentage of revenue from operations	11.0%	12.5%		

Our software, cloud and data centre expenses decreased by 2.9% to ₹3,498 million in FY 2021 from ₹3,603 million in FY 2020, despite significant increase in consumers, merchants, transactions and GMV, primarily because we optimized cloud usage and negotiated favourable rates with our cloud service providers. This decrease is in line with our continued effort to drive efficiencies in our utilization of cloud services.

#### *Depreciation and amortization expense*

	FY			
	2020 (A)	2021 (B)	Change (C= B-A)	% change (D= C/A)
<i>(₹ in millions, except percentages)</i>				
Depreciation and amortization expense	1,745	1,785	40	2.3%
Percentage of revenue from operations	5.3%	6.4%		

Our depreciation and amortization expense marginally increased by 2.3% to ₹1,785 million in FY 2021 from ₹1,745 million in FY 2020, in line with our depreciation policy on existing assets.

#### *Finance costs*

	FY			
	2020 (A)	2021 (B)	Change (C= B-A)	% change (D= C/A)
<i>(₹ in millions, except percentages)</i>				
Finance costs	485	348	(137)	(28.2)%
Percentage of revenue from operations	1.5%	1.2%		

Our finance costs decreased by 28.2% to ₹348 million in FY 2021 from ₹485 million in FY 2020, primarily due to a decrease in interest on lease liabilities and a decrease in interest paid on our working capital loans resulting from lower interest rates during FY 2021 compared to FY 2020.

#### *Other expenses*

	FY			
	2020 (A)	2021 (B)	Change (C= B-A)	% change (D= C/A)
<i>(₹ in millions, except percentages)</i>				
<b>Expenses</b>				
Other expenses	7,726	5,857	(1,869)	(24.2)%
Percentage of revenue from operations	23.5%	20.9%		

Our other expenses decreased by 24.2% to ₹5,857 million in FY 2021 compared to ₹7,726 million in FY 2020, primarily due to a decrease in our subcontracting expenses in FY 2021. Until 2020, we subcontracted certain services, such as field sales and distribution of in-store merchants products and services to third-parties and these subcontracting expenses were reported under the line item “other expenses”. During FY 2021, we moved some of these services in-house to our company and its subsidiaries. As a result, while our subcontracting expenses reduced in FY 2021 compared to FY 2020, our employee benefit expenses increased during the same period. We also optimized certain other areas, including office facilities rent, employee travel, and costs related to business such as ticketing which were impacted by the COVID-19 pandemic.

#### *Restated Loss for the Year*

	FY			
	2020 (A)	2021 (B)	Change (C= B-A)	% change (D= C/A)
<i>(₹ in millions, except percentages)</i>				
Restated Loss of the year	29,424	17,010	(12,414)	(42.2)%

As a result of the foregoing factors, our restated loss for FY 2021 declined by 42.2% to ₹17,010 million from a loss of ₹29,424 million for FY 2020.

#### *FY 2020 compared to FY 2019*

## Income

	FY			
	2019 (A)	2020 (B)	Change (C= B-A)	% change (D= C/A)
<b>Income</b>	<i>(₹ in millions, except percentages)</i>			
Revenue from operations				
- Payment and financial services	16,955	19,068	2,113	12.5%
- Payment Services to Consumers	10,851	10,120	(731)	(6.7)%
- Payments Services to Merchants	4,860	7,658	2,798	57.6%
- Others (including Financial Services)	1,244	1,290	46	3.7%
- Commerce and cloud services	15,365	11,188	(4,177)	(27.2)%
- Commerce	11,915	7,109	(4,806)	(40.3)%
- Cloud	3,450	4,079	629	18.2%
- Other operating revenue	-	2,552	2,552	-
Revenue from operations	32,320	32,808	488	1.5%
Other income	3,477	2,599	(878)	(25.3)%
<b>Total income</b>	<b>35,797</b>	<b>35,407</b>	<b>(390)</b>	<b>(1.1)%</b>

Our revenue from operations increased marginally by 1.5% to ₹32,808 million in FY 2020 from ₹32,320 million in FY 2019, primarily due to an increase in our revenue from payment and financial services and other operating revenue, partially offset by a decrease in the revenue from commerce and cloud services during the same period.

Revenue from our payment and financial services increased by 12.5% to ₹19,068 million in FY 2020 from ₹16,955 million in FY 2019, primarily due to an increase in revenues from Payment Services to Merchants. Our revenues from Payment Services to Merchants increased by 57.6% to 7,658 million in FY2020 from 4,860 million in FY 2019 due to (i) increase in transaction fee earned from online merchants and (ii) growth in offline devices. Our revenues from Payment Services to Consumers decreased by 6.7% to 10,120 million in FY2020 from 10,851 million in FY 2019 due to impact of change in mix of payment instrument on take rate. The number of transactions on our platforms increased resulting in an increase in GMV by 32% to ₹3,032 billion in FY 2020 from ₹2,292 billion in FY 2019. There was also an increase in the number of registered merchants using our services to 16.3 million as of March 31, 2020 from 11.2 million as of March 31, 2019.

Revenue from our commerce and cloud services decreased by 27.2% to ₹11,188 million in FY 2020 from ₹15,365 million in FY 2019 primarily due to decrease in revenues from Commerce by 40.3% as a result of reduced spends by one of our merchants. The decrease in Commerce revenues was partially offset by an increase in Cloud revenues which increased by 18.2% to 4,079 million in FY 2020 from 3,450 million in FY2019 due to an increase in advertising revenues. We also recovered a one-time marketing expense of ₹2,552 million from one of our merchants in FY 2020.

Our other income decreased by 25.3% to ₹2,599 million in FY 2020 from ₹3,477 million in FY 2019, primarily due to a decrease in income from mutual funds and fair value loss on receivables/financial assets.

## Expense

	FY			
	2019 (A)	2020 (B)	Change (C= B-A)	% change (D= C/A)
<b>Expenses</b>	<i>(₹ in millions, except percentages)</i>			
Payment processing charges	22,574	22,659	85	0.4%
Marketing and promotional expenses	34,083	13,971	(20,112)	(59.0)%
Employee benefits expense	8,562	11,193	2,631	30.7%
Software, cloud and data centre expenses	3,096	3,603	507	16.4%
Depreciation and amortization expense	1,116	1,745	629	56.4%
Finance costs	342	485	143	41.8%
Other expenses	7,666	7,726	60	0.8%
<b>Total expenses</b>	<b>77,439</b>	<b>61,382</b>	<b>(16,057)</b>	<b>(20.7)%</b>
<b>Percentage of revenue from operations</b>	<b>239.6%</b>	<b>187.1%</b>		

Our total expenses decreased by 20.7% to ₹61,382 million for FY 2020 from ₹77,439 million for FY 2019. As a percentage of revenue from operations, our total expenses was 187.1% in FY 2020 compared to 239.6% in FY 2019.

#### Payment processing charges

	FY			
	2019 (A)	2020 (B)	Change (C= B-A)	% change (D= C/A)
<b>Expenses</b>	<i>(₹ in millions, except percentages)</i>			
Payment processing charges	22,574	22,659	85	0.4%
Percentage of revenue from operations	69.8%	69.1%		

Our payment processing charges increased only marginally by 0.4% to ₹22,659 million for FY 2020 from ₹22,574 million for FY 2019 even though we had a 32% growth in our GMV in FY 2020 compared to FY 2019, primarily due to improvements in transaction rates from banks due to our scale, improved transaction routing due to technology and product interventions, and an increase in share of low cost payment instruments in our overall instrument mix.

#### Marketing and promotional expenses

	FY			
	2019 (A)	2020 (B)	Change (C= B-A)	% change (D= C/A)
<b>Expenses</b>	<i>(₹ in millions, except percentages)</i>			
Marketing and promotional expenses	34,083	13,971	(20,112)	(59.0)%
Percentage of revenue from operations	105.5%	42.6%		

Our marketing and promotional expenses decreased by 59.0% to ₹13,971 million in FY 2020 from ₹34,083 million in FY 2019, primarily due to a decrease in cashbacks and brand marketing expenses set off marginally by an increase in digital marketing expenses. This reduction was in line with our continued focus on driving efficiencies in all our marketing efforts.

#### Employee benefit expense

	FY			
	2019 (A)	2020 (B)	Change (C= B-A)	% change (D= C/A)
<b>Expenses</b>	<i>(₹ in millions, except percentages)</i>			
Employee benefits expense	8,562	11,193	2,631	30.7%
Percentage of revenue from operations	26.5%	34.1%		

Our employee benefit expense increased by 30.7% to ₹11,193 million in FY 2020 from ₹8,562 million in FY 2019 primarily due to an increase in salaries paid during the year as there was an increase in our average on-roll employee headcount to 5,904 for the year FY 2020 from 4,999 for the year FY 2019. Our headcount increased as we expanded our technology, financial services and distribution teams towards the end of FY 2019, to support our growth, leading to an increase in salaries, bonus and incentives paid during the year. Our employee benefit expenses also increased with an increase in salaries paid to existing employees during the year. The increase in expense was significantly higher than the increase in average headcount because of a higher proportion of headcount increase being in the technology team, and also due to increase in salaries of existing employees.

#### Software, cloud and data centre expenses

	FY			
	2019 (A)	2020 (B)	Change (C= B-A)	% change (D= C/A)
<b>Expenses</b>	<i>(₹ in millions, except percentages)</i>			
Software, cloud and data centre expenses	3,096	3,603	507	16.4%
Percentage of revenue from operations	9.6%	11.0%		

Our software, cloud and data centre expenses increased by 16.4% to ₹3,603 million in FY 2020 from ₹3,096 million in FY 2019, primarily because we availed additional cloud and data centre services to support our growth and expansion.

#### Depreciation and amortization expense

	FY			
	2019 (A)	2020 (B)	Change (C= B-A)	% change (D= C/A)
<b>Expenses</b>	<i>(₹ in millions, except percentages)</i>			
Depreciation and amortization expense	1,116	1,745	629	56.4%
Percentage of revenue from operations	3.4%	5.3%		

Our depreciation and amortization expense increased by 56.4% to ₹1,745 million in FY 2020 from ₹1,116 million in FY 2019, primarily due to additions to our plant and machinery, mainly comprising POS machines and sound boxes, by ₹1,261 million in FY 2020.

#### Finance costs

	FY			
	2019 (A)	2020 (B)	Change (C= B-A)	% change (D= C/A)
<b>Expenses</b>	<i>(₹ in millions, except percentages)</i>			
Finance costs	342	485	143	41.8%
Percentage of revenue from operations	1.1%	1.5%		

Our finance costs increased by 41.8% to ₹485 million in FY 2020 from ₹342 million in FY 2019, primarily due to an increase in interest paid on borrowings as we utilized our credit limits under our short-term loans and working capital demand loans.

#### Other expenses

	FY			
	2019 (A)	2020 (B)	Change (C= B-A)	% change (D= C/A)
<b>Expenses</b>	<i>(₹ in millions, except percentages)</i>			
Other expenses	7,666	7,726	60	0.8%
Percentage of revenue from operations	23.7%	23.5%		

Our other expenses marginally increased by 0.8% to ₹7,726 million in FY 2020 compared to ₹7,666 million in FY 2019, primarily due to an increase in our expenses for connectivity and communication expenses, particularly SMS charges and increase in costs related to commerce businesses. These increases were partially set off by a decline in subcontract expenses.

#### Restated Loss for the Year

	FY			
	2019 (A)	2020 (B)	Change (C= B-A)	% change (D= C/A)
	<i>(₹ in millions, except percentages)</i>			
Restated Loss of the year	42,309	29,424	(12,885)	(30.5)%

As a result of the foregoing factors, our restated loss for FY 2020 decreased by 30.5% to ₹29,424 million from a loss of ₹42,309 million for FY 2019.

#### Selected Restated Consolidated Statement of Assets And Liabilities

The following table shows selected financial data derived from our restated statement of assets and liabilities as of March 31, 2021, 2020 and 2019, and as of June 30, 2020 and 2021.

	As of March 31,			As of June 30,	
	2019	2020	2021	2020	2021
	(in ₹ millions)				
Total Non-current assets (a)	20,959	38,674	17,515	40,683	20,433
Total current assets (b)	66,709	64,357	73,998	62,094	74,157
<b>Total assets (c = a+b)</b>	<b>87,668</b>	<b>103,031</b>	<b>91,513</b>	<b>102,777</b>	<b>94,590</b>
Total equity (d)	58,111	80,912	65,162	78,140	62,455
Total liabilities (e)	29,557	22,119	26,351	24,637	32,135
<b>Total equity and liabilities (d+e = f)</b>	<b>87,668</b>	<b>103,031</b>	<b>91,513</b>	<b>102,777</b>	<b>94,590</b>

Our total non-current assets increased by 84.5% to ₹38,674 million as of March 31, 2020 from ₹20,959 million as of March 31, 2019 primarily due to an increase in 'other financial assets' by ₹18,830 million. Our other financial assets increased primarily due to an increase in investments made in non-current fixed deposits by ₹13,487 million in FY 2020; and an increase in non-current receivables disclosed as 'Other receivable from other parties' amounting ₹5,852 million in FY 2020. Further, our non-current investments increased by ₹1,225 million in FY 2020. This increase in total non-current assets was partially offset by a decrease in goodwill by ₹2,463 million on account of impairment of goodwill.

Our total non-current assets decreased by 54.7% to ₹17,515 million as of March 31, 2021 from ₹38,674 million as of March 31, 2020 primarily due to a decrease in 'other financial assets' by ₹17,404 million. The decrease in other financial assets was primarily due to movement of 'other receivable from other parties' of ₹5,852 million from non-current assets as on March 31, 2020 to current assets as on March 31, 2021 (amount has been realised during August 2021), and decrease in fixed deposits by ₹11,011 million. Further, our non-current investments decreased by ₹1,935 million primarily due to the movement of certain investments from non-current assets in FY 2020 to current assets in FY 2021. However our non-current assets increased by 16.7% to ₹20,433 million as of June 30, 2021 from ₹17,515 million as of March 31, 2021 primarily due to an increase in our other financial assets majorly on account of increase in fixed deposits from ₹2,506 million as of March 31, 2021 to ₹4,363 million as of June 30, 2021 and on account on increase in Loans on disbursement of long term loan during period ended June 2021.

Our financial assets under current assets increased by 17.0% to ₹59,946 million as of March 31, 2021 from ₹51,215 million as of March 31, 2020 primarily due to an increase in 'bank balances other than cash and cash equivalents' by ₹22,126 million in FY 2021. This increase in 'cash and cash equivalents' in FY 2021 was primarily due to increase in investments in short term fixed deposits and movement of certain fixed deposits from non-current assets in FY 2020 to current assets in FY 2021; and an increase in 'other financial assets' by ₹14,641 million which increased primarily due to the movement of 'other receivable from other parties' amounting ₹5,852 million from non-current assets in FY 2020 to current assets as on FY 2021 and an increase in 'amount recoverable from payment gateway banks' by ₹8,117 million in FY 2021. This increase in financial assets under current assets was offset by a decrease in investments by ₹30,422 million primarily due to redemption of mutual funds and reduction in investment in debt instruments. Our financial assets under current assets further increased to ₹62,560 million as of June 30, 2021 primarily due to increase in investments by ₹4,758 million majorly on account of investment in mutual funds.

Our total equity decreased by 19.5% to ₹65,162 million as of March 31, 2021 from ₹80,912 million as of March 31, 2020 primarily on account of restated loss for the year amounting ₹15,885 million in FY 2021 (excluding share based payment expense of ₹1,125 million). Further, our total equity decreased to ₹62,455 million as of June 30, 2021 primarily due to restated loss for the period amounting to ₹3,429 million in the period ended June 30, 2021 (excluding share based payment expense of ₹390 million).

## Our Key Financial and Operational Performance Indicators

The following table provides a snapshot of our key financial and operational performance indicators.

Particulars	Metric	As of and for the FY ended			Three months ended	
		March 31,			June 30,	
		2019	2020	2021	2020	2021
GMV	₹ billion	2,292	3,032	4,033	697	1,469
GMV growth	%	95.9%	32.3%	33.0%	3.4%	110.6%
Average MTU	₹ million	34.4	39.7	45.1	39.8	50.4
Number of loans disbursed	In thousands	5	75	2,635	23	1,433
Revenue from operations	₹ million	32,320	32,808	28,024	5,512	8,908
- Payment and financial services	₹ million	16,955	19,068	21,092	4,298	6,894
- Commerce and cloud services	₹ million	15,365	11,188	6,932	1,214	2,014
- Other operating revenue	₹ million	-	2,552	-	-	-

### **Non-GAAP Financial Measures**

In addition to our results determined in accordance with Ind AS, we believe the following Non-GAAP measures are useful to investors in evaluating our operating performance. We use the following Non-GAAP financial information to evaluate our ongoing operations and for internal planning and forecasting purposes. We believe that Non-GAAP financial information, when taken collectively with financial measures prepared in accordance with Ind AS, may be helpful to investors because it provides an additional tool for investors to use in evaluating our ongoing operating results and trends and in comparing our financial results with other companies in our industry because it provides consistency and comparability with past financial performance. However, our management does not consider these Non-GAAP measures in isolation or as an alternative to financial measures determined in accordance with Ind AS.

Non-GAAP financial information is presented for supplemental informational purposes only, has limitations as an analytical tool and should not be considered in isolation or as a substitute for financial information presented in accordance with Ind AS. Non-GAAP financial information may be different from similarly-titled Non-GAAP measures used by other companies. The principal limitation of these Non-GAAP financial measures is that they exclude significant expenses and income that are required by IndAS to be recorded in our financial statements, as further detailed below. In addition, they are subject to inherent limitations as they reflect the exercise of judgment by management about which expenses and income are excluded or included in determining these Non-GAAP financial measures. A reconciliation is provided below for each Non-GAAP financial measure to the most directly comparable financial measure prepared in accordance with Ind AS. Investors are encouraged to review the related Ind AS financial measures and the reconciliation of Non-GAAP financial measures to their most directly comparable Ind AS financial measures included below and to not rely on any single financial measure to evaluate our business.

### **Adjusted EBITDA and Adjusted EBITDA Margin**

Adjusted EBITDA is a Non-GAAP financial measure that represents our net loss, before depreciation and amortization expense, provision or benefit for income taxes, share based compensation expense, finance cost, other income, gain or loss from discontinued operations, exceptional items and share of profit/(loss) of associates/joint ventures.

Adjusted EBITDA margin is the percentage margin derived by dividing Adjusted EBITDA by revenue from operations.

Our Adjusted EBITDA margin has been improving consistently over the last three fiscal years primarily due to (i) a reduction in the overall payment processing charges with an increase in the transaction volume on our platforms, and (ii) a reduction on customer acquisition, sales and marketing expenses. The improvement in these expenses have been partially offset by an increase in employee benefits expenses, which increased primarily due to an increase in our headcount in the technology, and sales and marketing teams to support our growth as we expanded our operations, including into in-store products and financial services.

The following table reconciles Adjusted EBITDA to our restated loss of the year/ period.

	FY		Three months ended		
	2019	March 31,	2021	2020	2021
		2020		June 30,	
<b>Adjusted EBITDA</b>					
Restated Loss for the year / period (A)	(42,309)	(29,424)	(17,010)	(2,844)	(3,819)
Restated Loss for the year / period from discontinued operation (B)	(53)	-	-	-	-
<b>Restated loss for the year / period from continuing operations (C=A-B)</b>	<b>(42,256)</b>	<b>(29,424)</b>	<b>(17,010)</b>	<b>(2,844)</b>	<b>(3,819)</b>
Income Tax expense (D)	(65)	(158)	27	(41)	31
Exceptional items (E)	(825)	(3,047)	(281)	(80)	(24)
Share of restated profit / (loss) of associates / joint ventures (F)	146	(560)	(740)	34	(121)
<b>Restated loss before share of profit/(loss) of associates/joint ventures, exceptional items and tax (G=C+D-E-F)</b>	<b>(41,642)</b>	<b>(25,975)</b>	<b>(15,962)</b>	<b>(2,839)</b>	<b>(3,643)</b>
Finance costs (H)	342	485	348	102	97



Depreciation and amortization expense (I)	1,116	1,745	1,785	403	409
Other income (J)	3,477	2,599	3,844	982	572
<b>EBITDA (K=G+H+I-J)</b>	<b>(43,661)</b>	<b>(26,344)</b>	<b>(17,673)</b>	<b>(3,316)</b>	<b>(3,709)</b>
Share based payment expense (L)	1,546	1,661	1,125	105	390
<b>Adjusted EBITDA (M=K+L)</b>	<b>(42,115)</b>	<b>(24,683)</b>	<b>(16,548)</b>	<b>(3,211)</b>	<b>(3,319)</b>
<b>Revenue from operations (N)</b>	<b>32,320</b>	<b>32,808</b>	<b>28,024</b>	<b>5,512</b>	<b>8,908</b>
<b>Adjusted EBITDA Margin (O=M/N)</b>	<b>(130.3)%</b>	<b>(75.2)%</b>	<b>(59.0)%</b>	<b>(58.3)%</b>	<b>(37.3)%</b>

### *Liquidity and Capital Resources*

Historically, our primary liquidity requirements have been to finance our working capital needs for our operations. We have met these requirements through cash flows from operations, equity infusions from shareholders and borrowings. As of March 31, 2021, we had ₹5,468 million in cash and cash equivalents, ₹23,296 million in other bank balances other than cash and cash equivalents and ₹1,472 million in investments in quoted debt instruments.

We believe that, after taking into account the expected cash to be generated from operations, our borrowings and the proceeds from the Offer, we will have sufficient liquidity for our present requirements and anticipated requirements for capital expenditure and working capital for the next 12 months.

### *Cash Flows*

The table below summarizes the statement of cash flows, as per our restated consolidated cash flow statements, for the years/ period indicated:

	FY			Three months ended	
	2019	March 31, 2020	2021	2020	June 30, 2021
	(₹ in millions)				
Net cash inflow/(outflow) from operating activities	(44,759)	(23,766)	(20,825)	(2,103)	3,307
Net cash inflow/(outflow) from investing activities	19,110	(19,963)	19,298	4,209	(1,459)
Net cash inflow/(outflow) from financing activities	21,105	51,599	(2,221)	305	4,153

### *Operating Activities*

Net cash inflow from operating activities for the three months ended June 30, 2021 was ₹3,307 million, while our operating loss before working capital changes was ₹(3,139) million. We had positive cash flows in June 30, 2021, primarily due to release of working capital requirement which was primarily attributable to a decrease in other current and non-current assets of ₹2,363 million and an increase in other financial liabilities of ₹7,881 million.

Net cash outflow from operating activities for the three months ended June 30, 2020 was ₹2,103 million, while our operating loss before working capital changes was ₹2,933 million. We had negative cash flows in June 30, 2020, primarily due to operating losses and on account of additional working capital requirement which was primarily attributable to an increase in other financial assets of ₹3,359 million.

Net cash outflow from operating activities for FY 2021 was ₹20,825 million, while our operating loss before working capital changes was ₹15,794 million. We had negative cash flows in FY 2021, primarily due to operating losses and on account of additional working capital requirement which was primarily attributable to an increase in other financial assets of ₹6,384 million and an increase in other current and non-current assets of ₹2,729 million which was partially offset by an increase in other financial liabilities of ₹2,669 million.

Net cash outflow from operating activities for FY 2020 was ₹23,766 million, while our operating loss before working capital changes was ₹23,569 million. We had negative cash flows in FY 2020, primarily due to operating losses and on account of additional working capital requirement which was primarily attributable to a decrease in other financial liabilities of ₹4,771 million which was partially offset by an increase in other current liabilities and contract liabilities of ₹3,496 million.

Net cash outflow from operating activities for FY 2019 was ₹44,759 million, while our operating loss before working capital changes was ₹41,601 million. We had negative cash flows in FY 2019, primarily due to operating losses and on account of additional working capital requirement which was primarily attributable to an increase in other current and non-current assets ₹8,481 million and an increase in other financial assets of ₹5,548 million, which was partially offset by an increase in other current liabilities and contract liabilities of ₹4,577 million and an increase in other financial liabilities of ₹4,494 million.

#### *Investing Activities*

Net cash used in investing activities in the three months ended June 30, 2021 was ₹1,459 million, which primarily consisted of payments made for purchase of investments of ₹26,980 million. This was partially offset by proceeds from the sale of current investments of ₹22,229 million.

Net cash inflow from investing activities for the three months ended June 30, 2020 was ₹4,209 million, which primarily consisted of proceeds from the sale of current investments of ₹22,389 million. This was partially offset by investments in bank deposits of ₹18,014 million.

Net cash inflow from investing activities for FY 2021 was ₹19,298 million, which primarily consisted of proceeds from the sale of current investments of ₹99,456 million, including the sale of mutual funds and redemption of debt instruments. This was partially offset by investment in bank deposits of ₹21,534 million and payment for purchase of investments of ₹67,468 million, including the purchase of mutual funds and of non-current investments.

Net cash outflow from investing activities for FY 2020 was ₹19,963 million, which primarily consisted of payment for purchase of investments of ₹79,603 million, including the purchase of mutual funds and debt instruments, and investments in bank deposits of ₹14,427 million. This was partially offset by proceeds from the sale of current investments of ₹73,352 million.

Net cash inflow from investing activities for FY 2019 was ₹19,110 million, which primarily included proceeds from sale of current investments ₹48,294 million, including the sale of mutual funds and redemption of debt instruments. This was partially offset by payment for the purchase of investments of ₹32,963 million, including the purchase of mutual funds.

#### *Financing Activities*

Net cash inflow from financing activities in the three months ended June 30, 2021 was ₹4,153 million, and primarily included net change in working capital demand loan of ₹4,322 million which was partially offset by interest paid of ₹96 million and principal elements of lease payments of ₹90 million.

Net cash inflow from financing activities for three months ended June 30, 2020 was ₹305 million, and primarily included net change in working capital demand loan of ₹887 million which was partially offset by repayment of term loan of ₹370 million.

Net cash outflow from financing activities for FY 2021 was ₹2,221 million, and primarily included repayment of term loan of ₹729 million and net change in working capital demand loan of ₹847 million.

Net cash inflow from financing activities for FY 2020 was ₹51,599 million, and primarily included proceeds from the issue of shares of ₹50,540 million and proceeds from loan of ₹1,364 million.

Net cash inflow from financing activities for FY 2019 was ₹21,105 million, and primarily included proceeds from the issue of shares of ₹21,893 million which was partially offset by the acquisition of non-controlling interest of ₹369 million.

#### *Indebtedness*

As of June 30, 2021, we had total current borrowings of ₹4,760 million. We have a working capital demand loan of ₹4,757 million with an interest rate of 8.25% per annum. This loan is secured by a hypothecation on the entire current assets, together with cash in hand, bank accounts and receivables (excluding mutual funds, fixed deposits and bonds) and lien on fixed deposits of ₹2,800 million. As of March 31, 2021, we also had a 'loan repayable on demand-bank overdraft' of ₹5,014 million (which included a loan of ₹5 million availed by one of our subsidiaries carrying an interest rate of 9.05% per annum) which carried a rate of interest in the range of 4.2% to 6.3% per

annum. This loan was substantially repaid in the three months ended June 30, 2021 and one of our subsidiaries had a loan repayable on demand – bank overdraft of ₹3 million as of June 30, 2021 carrying an interest rate of 9.05% per annum. For further information on our agreements governing our outstanding indebtedness, see “*Financial Indebtedness*” beginning on page 414.

### Contractual Obligations

The table below sets forth our contractual obligations with definitive payment terms as of June 30, 2021. These obligations primarily relate to our borrowings and trade payables.

	0-180 days	181-365 days	1-2 years	More than 2 years	Total
	(₹ in millions)				
Borrowings	4,760	-	-	-	4,760
Lease liabilities	172	47	209	716	1,144
Trade payables	5,697	-	-	-	5,697
Other financial liabilities	12,296	-	-	-	12,296
<b>Total</b>	<b>22,925</b>	<b>47</b>	<b>209</b>	<b>716</b>	<b>23,897</b>

### Contingent Liabilities

The following table and notes below sets forth the principal components of our contingent liabilities as of March 31, 2019, March 31, 2020 and March 31, 2021, and as of June 30, 2020 and June 30, 2021 as per the Restated Financial Statements. For more details on contingent liabilities, see Note 29 of the Restated Financial Statements and “*Outstanding Litigation and Material Developments*” beginning on page 447.

(i)

	As of March 31,			As of June 30,	
	2019	2020	2021	2020	2021
	(₹ in millions)				
Claims against the group not acknowledged as debt	64	465	476	473	463
Income tax related matters	-	-	16	-	59
<b>Total</b>	<b>64</b>	<b>465</b>	<b>492</b>	<b>473</b>	<b>522</b>

(ii) We will continue to assess the impact of further developments relating to the retrospective application of the Supreme Court judgement dated February 28, 2019 clarifying the definition of 'basic wages' under Employees' Provident Fund and Miscellaneous Provisions Act, 1952 and deal with it accordingly. In the assessment of the management, the aforesaid matter is not likely to have a significant impact and accordingly, no provision has been made in these Restated Financial Statements.

(iii) We have been made aware of certain matters/claims relating to infringement of trademarks and patents in relation to the business activities carried on by it. We actively monitor such matters/claims along with appropriate legal/technology experts to assess their veracity and take action as considered necessary. In the opinion of the management, no material liability is likely to arise on account of such matters/claims, based on assessments made to date.

(1) it is not practicable for us to estimate the timing of cash outflows, if any.

(2) We do not expect any reimbursements in respect of the above contingent liabilities.

### Cash Outflow for Capital Expenditures

Our historical capital expenditures were, and we expect our future capital expenditures to be, primarily for POS devices, Soundboxes, servers, computer systems and peripherals and leasehold improvements. In FY 2019, FY 2020 and FY 2021, and in the three months ended June 30, 2020 and 2021 our estimated amount of capital expenditures under our contracts towards property, plant and equipment remaining outstanding and payable subject to execution were ₹403 million, ₹871 million, ₹3,724 million, ₹704 million and ₹3,741 million, respectively. Our capital expenditure has increased since FY 2019 primarily because of an increase in the cost of procuring the All-in-One Android POS devices that we launched in 2019 and the All-in-One Portable Android Smart POS that we launched in 2020. We also incurred expenses to upgrade the capabilities of the Paytm Soundbox with the launch of Paytm Soundbox 2.0 in 2021.

## Off-Balance Sheet Arrangements

We do not have any off-balance sheet arrangements, derivative instruments or other relationships with other entities that would have been established for the purpose of facilitating off-balance sheet arrangements.

## Related Party Transactions

We enter into various transactions with related parties. For further information see “*Restated Financial Statements – Annexure V-Note 26-Related Party Transaction*” on page 350 of this Prospectus.

## Qualitative and Quantitative Disclosures about Financial Risk

### Market risk

We are exposed to market risks in the ordinary course of our business. Market risk represents the risk of loss that may impact our financial position due to adverse changes in financial market prices and rates. Our market risk comprises three types of risks (i) interest rate risk, (ii) foreign currency risk, and (iii) price risk.

### Interest Rate Risk

Interest rate risk refers to the risk that the fair value or future cash flows of a financial instrument will fluctuate because of changes in market interest rates. Our exposure to the risk of changes in market interest rates relates primarily to our borrowings with floating interest rates. The following table shows the sensitivity analysis of a 0.5% change in interest rates for the years / periods indicated:

	FY			Three months ended June 30,	
	2019	2020	2021	2020	2021
<b>Effect on loss before tax:</b>	<i>(₹ in millions)</i>				
Decrease by 50 basis points	(35)	(10)	(27)	(13)	(24)
Increase by 50 basis points	35	10	27	13	24

### Price risk

We invest our surplus funds in various debt instruments, debt mutual funds and fixed deposits. These comprise primarily debt based mutual funds, debentures and fixed deposits. Mutual fund investments are susceptible to market risk, mainly arising from changes in the interest rates or market yields which may impact the return and value of such investments. Impact of a 0.25% increase in net asset value of mutual funds and debt instruments on our loss before tax was ₹(16) million as of June 30, 2021 and a 0.25% decrease in net asset value of mutual funds and debt instruments on our loss before tax was ₹16 million.

### Foreign exchange risk

The Indian Rupee is our reporting currency. As a consequence, our results are presented in Indian Rupee and exposures are managed against Indian Rupee accordingly. Foreign currency risk is the risk that the fair value or future cash flows of an exposure will fluctuate because of changes in foreign exchange rates. Our exposure to the risk of changes in foreign exchange rates relates primarily to our operating activities and investing activities (when revenue, expense or Property, Plant and Equipment is denominated in a foreign currency).

The following table demonstrates the sensitivity of our profit or loss to a possible change in US dollars exchange rate, with all other variables held constant:

Change in US dollar Rate		Effect on loss before tax
June 30, 2021	10% strengthening of USD against INR	(8)
	10% Weakening of USD against INR	7
June 30, 2020	10% strengthening of USD against INR	(12)
	10% Weakening of USD against INR	10
March 31, 2021	10% strengthening of USD against INR	20
	10% Weakening of USD against INR	(16)
March 31, 2020	10% strengthening of USD against INR	6

	Change in US dollar Rate	Effect on loss before tax
	10% Weakening of USD against INR	(5)
	10% strengthening of USD against INR	(17)
<b>March 31, 2019</b>	10% Weakening of USD against INR	14

### ***Credit risk***

Credit risk is the risk that the counterparty will not meet its obligations under a financial instrument or contract, leading to a financial loss. We are exposed to credit risk from our operating activities, primarily trade receivables, and from our investing activities, including deposits with banks. We have a credit policy in place and the exposure to credit risk is monitored on an ongoing basis. All of our investments and loans at amortized cost are considered to have low credit risk, and the loss allowance recognized during the period was therefore limited to 12 months expected losses. We consider instruments to be low credit risk when they have a low risk of default and the issuer has the capacity to meet its contractual cash flow obligations in the near term.

### ***Liquidity risk***

Our objective is to maintain a balance between continuity of funding and flexibility through the use of bank overdrafts, working capital loans and others. We monitor our risk of shortage of funds using cash flow forecasting models. These models consider the maturity of their financial investments, committed funding and projected cash flows from operations. Our objective is to provide financial resources to meet our business objectives in a timely, cost effective and reliable manner. A balance between continuity of funding and flexibility is maintained through the use of bank borrowings. We also monitor compliance with our debt covenants. For more details on our contractual obligations see “- ***Contractual obligations***” above on page 443.

### **Significant Economic Changes**

Other than as described above, to the knowledge of our management, there are no other significant economic changes that materially affect or are likely to affect income from continuing operations.

### **Unusual or Infrequent Events of Transactions**

Except as described in this Prospectus, there have been no other events or transactions that, to our knowledge, may be described as “unusual” or “infrequent”.

### **Known Trends or Uncertainties**

Our business has been affected and we expect will continue to be affected by the trends identified above in the heading titled “ - ***Principal Factors Affecting Our Financial Condition and Results of Operations***” and the uncertainties described in the section titled “***Risk Factors***” beginning on page 419. To our knowledge, except as described or anticipated in this Prospectus, there are no known factors which we expect will have a material adverse impact on our revenues or income from continuing operations.

### **Future Relationship Between Cost and Income**

Other than as described elsewhere in this Prospectus, including disclosure regarding the impact of COVID-19 on our operations, to the knowledge of our management, there are no known factors that might affect the future relationship between costs and revenues.

See “***Risk Factor – The ongoing COVID-19 pandemic and measures intended to prevent its spread have had, and may continue to have, a material and adverse effect on our business and results of operations***” for risks of the COVID-19 outbreak on our operations and financial condition on page 40.

### **Seasonality**

Our operations are not impacted by seasonality.

### **Significant Developments after June 30, 2021 that may affect our future results of operations**

Except as stated in this Prospectus, including the following disclosure, to our knowledge, no circumstances have arisen since the date of the Restated Financial Statements as disclosed in this which materially and adversely affect or are likely to affect our operations or profitability, or the value of our assets or our ability to pay our material liabilities within the next twelve months.

#### ***Transfer of the payment aggregation business undertaken by our Company to Paytm Payments Services Limited***

Our Company has transferred its business of online payment aggregator services to Paytm Payments Services Limited, our wholly owned subsidiary, pursuant to a business transfer agreement with effect from September 1, 2021 (“PPSL BTA”) between our Company and Paytm Payments Services Limited, which has been approved by our Board and our Shareholders on August 30, 2021 and September 23, 2021, respectively. For details in relation to the PPSL BTA, see “***History and Certain Corporate Matters-Details regarding material acquisitions or divestments of business/undertakings, mergers, amalgamation, any revaluation of assets, etc. in the last 10 years***” on page 226. The transfer is effective from September 1, 2021 and will be consolidated line-by-line in accordance with Ind-AS as PPSL is our wholly owned subsidiary.

Further, for details in relation to the application submitted by Paytm Payments Services Limited for an authorization to provide payment aggregator services from RBI under the Payment Aggregators and Payment Gateways, 2020, as amended, and the correspondence with RBI in this regard, see “***Government Approvals***” and “***Risk Factors- We may be adversely affected by the evolving laws and regulation governing our business and the introduction of any new laws and regulation which may become applicable to our business.***” on pages 455 and 52, respectively.

## SECTION VI – LEGAL AND OTHER INFORMATION

### OUTSTANDING LITIGATION AND MATERIAL DEVELOPMENTS

Except as disclosed in this section, there is no outstanding (i) criminal proceeding; (ii) action taken by regulatory or statutory authorities; (iii) claim related to direct and indirect taxes; and (iv) other pending litigation as determined to be material pursuant to the Materiality Policy in each case involving our Company, our Directors, and our Subsidiaries (“**Relevant Parties**”). Further, except as disclosed in this section, there is no pending litigation involving our Group Companies, the adverse outcome of which may have a material impact on our Company.

Pursuant to the SEBI ICDR Regulations and the Materiality Policy adopted by our Board of Directors on July 10, 2021 and updated by a resolution passed by our Board of Directors on October 24, 2021 for the purposes of disclosure, any pending litigation involving the Relevant Parties, other than criminal proceedings, actions by regulatory authorities and statutory authorities, including outstanding action, and tax matters, would be considered ‘material’ where:

- (i) the claim / dispute amount, to the extent quantifiable, exceeds 1% of the revenue from operations of our Company on a consolidated basis for FY 2021 or 1% of the total net worth of our Company as of June 30, 2021, whichever is lower, as per the Restated Financial Statements would be considered ‘material’ for disclosure in this Prospectus; and
- (ii) where the monetary impact is not quantifiable or the amount involved may not exceed the materiality threshold set out under (i) above, but an outcome in any such litigation would materially and adversely affect the Company’s business, operations, cash flows, financial position or reputation of the Company.

1% of the revenue from operations of our Company on a consolidated basis for FY 2021 as per the Restated Financial Information is ₹280 million and 1% of the total net worth of our Company as of June 30, 2021 is ₹626.58 million. And accordingly, ₹280 million is the materiality threshold.

Except as stated in this section, there are no outstanding material dues to creditors of our Company. In terms of the Materiality Policy, outstanding dues to any creditor of our Company having monetary value which exceeds ₹284.9 million, which is 5% of the consolidated trade payables of our Company as of June 30, 2021 as per the Restated Financial Statements shall be considered as ‘material’. Accordingly, as of June 30, 2021 as per the Restated Financial Statements, any outstanding dues exceeding ₹284.9 million have been considered as material outstanding dues for the purposes of disclosure in this section. Further, for outstanding dues to any party which is a micro, small or a medium enterprise (“**MSME**”), the disclosure will be based on information available with our Company regarding status of the creditor as defined under Section 2 of the Micro, Small and Medium Enterprises Development Act, 2006, as amended, as has been relied upon by the Statutory Auditors.

It is clarified that pre-litigation notices (other than those issued by governmental, statutory or regulatory authorities) received by our Company, our Subsidiaries, our Directors or our Group Companies shall not be considered as litigation until such time that any of our Company, our Subsidiaries, our Directors or our Group Companies, as the case may be, is made a party to proceedings initiated before any court, tribunal or governmental authority or any judicial authority, or is notified by any governmental, statutory or regulatory authority of any such proceeding that may be commenced.

All terms defined in a particular litigation disclosure pertain to that litigation only.

#### I. Litigation involving our Company

##### A. Litigation filed against our Company

#### 1. Criminal proceedings

1. A first information report dated May 16, 2015 (“**FIR**”) has been filed against our Company by Mr. M.D. Feroze (“**Complainant**”) at the Patamata Police Station, Vijayawada City, Andhra Pradesh owing to non-receipt of ₹46,860 by the vendor from whom the Complainant had purchased a laptop, by making payment using our Company’s payment portal. The Complainant alleged that the

transaction amount had been deducted from his account, although no such amount was received by our Company. Our Company, through letter addressed to the station house officer, Patamata Police Station, Vijayawada City, Andhra Pradesh dated October 20, 2015, clarified that the aforementioned amount had not been received by our Company and further clarified that the account statements requested from the Complainant have not been provided by the Complainant. The matter is currently pending.

2. Two first information reports, each dated September 6, 2015, were filed against our Company (“**FIRs**”) by Mr. Mukul Nihalani and Mr. Sushil Srivastava (“**Complainants**”) with the Cyber and Hi-tech Crime Police Station, Bhopal alleging cheating, criminal conspiracy and fraud by, among others, our Company on account of illegal withdrawal of money from the Complainants’ bank account. The FIRs state that the Complainants have been the victims of fraud committed by third parties using our Company’s online payment portal, pursuant to which, certain amounts of money have been illegally and fraudulently withdrawn from each of their respective accounts. Consequently, they have initiated proceedings against our Company. The matters are currently pending.
3. Our Company has been served with a notice under Section 91 of the Code of Criminal Procedure, 1973 in relation to certain allegations levied by Mr. Ashok Saxena (“**Complainant**”) against our Director, Mr. Vijay Shekhar Sharma. The said allegations pertain to, among others, alleged inducement of the Complainant to advance a certain amount of money to our Company, existence of an alleged agreement for allotment of certain shares of our Company to the Complainant until the money advanced by the Complainant was repaid, and misappropriation of such amount, along with non-appointment of the third director nominated by the Complainant and removal of the Complainant from the Company. (“**Allegations**”). The Notice required our Company to furnish a response to the relevant authorities at Kalkaji Police Station, Delhi. Our Company has duly responded to the Notice through correspondence dated June 29, 2021 denying all these allegations and clarifying that there was no such definitive agreement and nor was there any misappropriation of funds. As per publicly available information, in this regard, the complainant had approached the Court of Metropolitan Magistrate, South East District, Delhi, by way of an application, seeking registration of a first information report which application was dismissed by the said court by an order dated November 8, 2021. The Complainant had also filed a writ petition before the Hon’ble High Court of Delhi, New Delhi (“**High Court**”) against, SEBI, our Company and Mr. Vijay Shekhar Sharma, contending that the Draft Red Herring Prospectus of the Company does not contain an adequate disclosure of the pending criminal proceedings initiated by the Complainant and seeking *ad interim* relief against the Offer. After hearing the representatives of the Complainant and SEBI, the High Court passed an order dated October 29, 2021 declining *ad interim* relief observing that the allegations are insufficient and the matter does not require the interference of the High Court under Article 226 of the Constitution.
4. A complaint was filed by Augmont Gold Private Limited (“**Augmont**”) under Section 156(3) of the Code of Criminal Procedure, 1973 (“**CrPC**”) before the Hon’ble Metropolitan Magistrate Court, Mazgaon, Mumbai on March 28, 2019, upon the examination of which an order dated February 26, 2020 was passed by the Hon’ble Metropolitan Magistrate Court, Mazgaon under Section 202 of the CrPC, pursuant to which an investigating officer is required to submit a preliminary report on whether the court is required to take cognizance of any criminal offence. As on the date of this Prospectus, our Company has not received any notice, intimation or any other kind of correspondence from the relevant authorities in relation aforesaid matter.

Due to a technical glitch, Augmont’s customers were able to place repeated sale orders without actual deduction of gold from their respective accounts maintained by Augmont and our Company had to pay sum of approximately ₹57.77 million to the aforesaid customers. Accordingly, our Company issued a demand notice requiring Augmont to pay ₹57.77 million which was refused and subsequently we terminated the said agreement on February 21, 2019. Our Company filed a petition under the Arbitration and Conciliation Act, 1996, as amended, before the Hon’ble Delhi High Court (“**High Court**”) and the High Court passed an order dated January 17, 2020 appointing a sole arbitrator. Our Company filed its Statement of Claim before the sole arbitrator on February 29, 2020. Augmont also filed a counter-claim of ₹ 250 million in response to which our Company filed an application for rejection of the counter claim. Subsequently, on January 24, 2021, the arbitrator passed an order directing, amongst others, Augmont to pay a sum of ₹ 26.12 million to our Company within two weeks from the date of receipt of the said order and to furnish a bank guarantee of ₹ 33.05 million to our Company within four weeks from the date of the order. Augmont has failed to pay the aforesaid



sum or to furnish the aforesaid bank guarantee within the stipulated time. Accordingly, our Company has filed an execution petition before the District Court, Mumbai for execution of the said arbitral order. Additionally, Augmont has challenged the said arbitral order by way of an appeal filed before the High Court. The High Court has, pursuant to its order dated September 27, 2021 (*reserved on September 14, 2021*) upheld the impugned order dated January 24, 2021 passed by the arbitrator to the effect that it has directed Augmont to pay to a sum of ₹26.12 million to our Company, however, it has set aside the directions to Augmont to furnish a bank guarantee of ₹ 33.05 million to our Company.

## 2. Actions by regulatory and statutory authorities

1. Our Company has received summons dated August 20, 2020 from the Enforcement Directorate, Hyderabad (“**ED Hyderabad**”), seeking our attendance in certain ongoing cases in relation to Prevention of Money Laundering Act, 2002. Further, the summons sought information in relation to, among others, know your customer compliance of certain companies and their transaction details. Our Company marked our attendance and responded to the summons through response dated August 22, 2020. Further, our Company has received a notice dated January 27, 2021 (“**Notice**”) from the Office of the Joint Director, Directorate of Enforcement, Bengaluru (“**ED, Bengaluru**”) in relation to ED, Bengaluru’s ongoing investigations relating to certain lending apps. Pursuant to the Notice, ED, Bengaluru directed us to cease debit operations in relation to the entities mentioned in the Notice. Our Company, through correspondence dated February 5, 2021, furnished ED, Bengaluru with the information sought from us through the Notice. Further, we have received correspondences from various authorities such as ED Bengaluru, ED Hyderabad, Cyber Crime Police Station, Hyderabad and Deputy Superintendent of Police, Central Range, Bengaluru City, Financial Investigation Unit, Directorate General of GST Intelligence, KBHB Police Station, Cyberabad, directing us to provide certain information, including, among others, information pertaining to allegations concerning running of gambling business, in relation to certain merchants, to freeze/unfreeze their accounts, and to provide other details in relation to the transactions and maintenance of records by our Company. Further, we have received a notice from the Ministry of Home Affairs, Government of India, directing us to provide information about a merchant. Our Company has responded to the said notice. Our Company has received a notice from the Crime Investigation Department, West Bengal, seeking, among others, details in relation to an internal collection account of State Bank of India. Our Company has responded to the said notice through correspondence dated September 28, 2021. Our Company responds to such correspondences with the information/clarifications sought by the authorities. Additionally, Mr. Vijay Shekhar Sharma, our Chief Executive Officer has received summons dated February 4, 2021 from ED Hyderabad seeking his attendance in certain ongoing cases in relation to Prevention of Money Laundering Act, 2002. Further, the summons sought information in relation to applications providing loans and registered with our payment gateway. Our Company, through our Chief Financial Officer, marked our attendance and responded to the summons through response dated February 10, 2021 providing details as requested.
2. Our Company received a ‘Letter of Displeasure’ dated July 29, 2021 (“**Letter**”) from the Reserve Bank of India (“**RBI**”) stating that our Company had not complied with the terms of the ‘in-principle approval’ letter dated May 12, 2016 (“**In-principle Approval**”) to set up and operate a Bharat Bill Payment Operating Unit (“**BBPOU**”). While the In-principle Approval required our Company to transfer the BBPOU business to PPBL when the bank was set-up, the Letter states that our Company continued to act as BBPOU by on-boarding and entering into agreement with new billers and accordingly our Company is advised to ensure complete disassociation from BBPOU operations of PPBL.

## 3. Material civil proceedings

1. For details of counter-claim filed against us by Easy Trip Planners Private Limited pursuant to initiation of arbitral proceedings by our Company against Easy Trip Planners Private Limited on January 9, 2019, please refer to “- *Litigation filed by our Company – Material civil proceedings*” below.
2. Our Company has filed a response dated August 25, 2021, to the proceedings initiated by Narender Singh (“**Applicant**”) against our Company before the National Company Law Tribunal, New Delhi under Section 9 of the Insolvency and Bankruptcy Code, 2016 (and such proceedings, the

“**Proceedings**”). The Proceedings have been initiated pursuant to an alleged non-payment of an aggregate amount of ₹0.48 million in relation to supply of certain computer appliances by the Applicant to our Company, which, together with an interest of ₹ 0.26 million, has been sought by the Applicant from our Company. Our said response has, among other things, challenged the maintainability of the claims raised by the Applicant and denied the pendency of any such repayments on our Company’s part. The matter is currently pending.

#### 4. Tax proceedings

Particulars	Number of cases	Aggregate amount involved to the extent ascertainable (in ₹ million)
Direct Tax	13	19.3
Indirect Tax	6	37,333.1*
<b>Total</b>	<b>19</b>	<b>37,352.4</b>

*\*The disclosures are inclusive of the show cause notice dated December 29, 2020 issued by the Office of Deputy Commissioner, Noida, (“SCN”) to our Company in relation to the tax returns filed by our Company for the period between April 2020 – September 2020 (“Period”). The SCN alleged that due tax had not been paid under correct head and input tax credit had been wrongly claimed/availed and utilized by our Company by making wilful-misstatements and supersession of facts for the Period, and directed our Company to provide explanations in relation to the issues raised in the SCN. The SCN proposed to levy a tax demand comprising of a tax amount of ₹17,895.0 million, and an interest and penalty of ₹19,387.9 million. Our Company, through reply dated January 14, 2021, responded to the SCN, and provided details and explanations sought in the SCN, and prayed before the Deputy Commissioner, Noida, among others, to drop the proposed tax demands raised in the SCN and hold the proceedings initiated pursuant to the SCN as not-sustainable and liable to be dropped. Subsequently, the Office of Deputy Commissioner, Noida issued a letter dated July 15, 2021 requesting for submission of additional information in relation to which our Company has submitted its response dated July 22, 2021, reiterating the submissions made in its earlier reply. The matter is currently pending.*

#### B. Litigation filed by our Company

##### 1. Criminal proceedings

1. A first information report dated June 15, 2017 has been filed with the Patamata Police Station Vijayawada City, Andhra Pradesh pursuant to a complaint dated May 18, 2017 filed by our Company (“**Complaint**”) against Mr. Syam Singh Kshatriya, Mr. Muhammad Jabeer, Mr. Muhammad Imran and Ms. Suman (“**Accused**”). Our Company has alleged in the Complaint that the Accused, in consultation and acting in concert, on the pretext of providing assistance in securing employment with the Company, have fraudulently and dishonestly induced job applicants to pay certain sums of money to the Accused. The matter is currently pending.
2. A first information report dated February 22, 2021 has been filed with the Cyber Crime Police Station, Hyderabad, pursuant to a complaint dated February 22, 2021 (“**Complaint**”) filed by our Company against Mr. Hitesh Verma and certain unidentified persons (“**Accused**”). In the Complaint, our Company has alleged that the Accused have developed a spoofed version of our mobile application and have committed various offences such as, among others, criminal inducement, impersonation, misrepresentation, forgery, abetment and criminal conspiracy through the spoofed application. The matter is currently pending.
3. A first information report dated July 9, 2021 (intimation regarding registration of FIR was received by our Company on August 3, 2021) has been filed with the Police Station, Sector 20, Noida, Uttar Pradesh, by our Company (“**Complaint**”) against certain unidentified persons (“**Accused**”). In the Complaint, our Company has alleged that the Accused are the registrants of phishing websites and have indulged in fraudulent transactions by duping our customers. The matter is currently pending.
4. There are 24 cases filed by our Company under section 138 of the Negotiable Instruments Act, 1881, seeking claims aggregating to ₹64.7 million. These cases are pending at various stages before various forums.

##### 2. Material civil proceedings

Our Company has initiated arbitral proceedings against Easy Trip Planners Private Limited (“**Respondent**”), a company engaged in the business of running an online travel booking portal. Pursuant to a market place agreement dated December 29, 2015 (“**Agreement**”), the Respondent sold airline tickets on the Company’s online platform which acts as a facilitator for different businesses to sell their products to interested buyers. Our Company was entitled to a performance linked bonus, the provision for which, was incorporated in the Agreement by an addendum dated July 15, 2016, payable by the Respondent to our Company in respect of the sales made through our Company’s platform. The

Respondent failed to remit the performance linked bonus amounting to ₹ 7.4 million invoiced by our Company as per the terms of the Agreement, pursuant to which, our Company sent a notice dated May 23, 2017 for termination of the Agreement. Even after the termination of the Agreement, in accordance with the terms of the Agreement, our Company continued to refund certain amounts to the customers cancelling their tickets bought from the Respondent, through our Company's platform. Therefore, our Company initiated an arbitral proceeding on January 9, 2019, praying before the arbitral tribunal to, among other things, direct the Respondent to pay an aggregate amount of ₹53.1 million, including the amount refunded by our Company to the customers (as described above) and the accrued amount of performance linked bonus. In response thereto, on March 12, 2019, through a counter-claim, the Respondent has sought, among other things, an amount of ₹383.6 million in respect of the transactions performed pursuant to the Agreement. The matter is currently pending.

## II. Litigation involving our Subsidiaries

### A. Litigation filed against our Subsidiaries

#### 1. Criminal proceedings

Nil

#### 2. Actions by regulatory and statutory authorities

1. A first information report dated February 19, 2013, had been filed against our Subsidiary, Nearbuy India Private Limited ("**Nearbuy**"), by the Excise Sub-Inspector, Bangalore, alleging publication of an advertisement of alcohol on Nearbuy's website in violation of the extant excise laws. In response thereto, Nearbuy had preferred a petition before the High Court of Karnataka at Bangalore ("**High Court**") in June, 2013, claiming that the website on which the said advertisement was allegedly published, is Nearbuy's portal to enable the users to market their products and it does not buy or offer for sale the goods on its own behalf, limiting the operations to marketing. Nearbuy had claimed that there has not been any violation of excise laws in the current case, and had therefore prayed before the High Court to quash the proceedings initiated by the excise department. The High Court dismissed the petition and directed the trial court to commence trial. The matter is currently pending.
2. Paytm Insurance Broking Private Limited ("**Paytm Insurance Broking**"), has received a show-cause notice dated September 9, 2021 issued by the Insurance Regulatory Development Authority of India ("**IRDAI**"). The said notice alleges that the increases in the paid-up share capital of Paytm Insurance Broking as on September, 2020 and March, 2021 pursuant to investments by our Company are considered to be in violation of a circular issued by IRDAI dated May 18, 2020 on FDI norms and other applicable laws. Paytm Insurance Broking responded to the said notice on September 29, 2021, denying the allegations and confirming that it complied with all applicable laws, including, in relation to FDI norms, in relation to such investments by our Company as pursuant to these investments there has been no change in the beneficial ownership or shareholding of Paytm Insurance Broking. Further, IRDAI has, through correspondence dated October 20, 2021, asked Paytm Insurance Broking to furnish a certificate from a chartered accountant certifying, among others, the amount of Company's internal accruals for FY 2021 and how much of it was invested in Paytm Insurance Broking, and whether the Company has received any equity or debt funding post March 2020 and details thereof. Paytm Insurance Broking has responded to the said correspondence.
3. Paytm Money Limited ("**PML**"), has been intimated vide email dated October 6, 2021 by BSE stating non-compliance with the interoperability guidelines issued by BSE and levied a penalty of ₹3,131, and noting that the incremental penalty shall continue to be levied until compliance is ensured. PML is in the process of paying the penalty. Further, it has been intimated vide email dated October 5, 2021 by BSE about delay in submission of best price execution certificate to BSE and BSE has levied a penalty of negligible amount (*rupees seven only*) on PML. PML is in the process of paying the penalty.
4. Paytm Services Private Limited ("**PSPL**") has been served with a notice dated November 8, 2021 by the Labour Court, Dhule, Maharashtra ("**Labour Court**"), intimating PSPL about lodging of a complaint against PSPL by an employee alleging coercion for resignation on PSPL. Pursuant to this, the officers of PSPL have been directed to appear before the Labour Court on November 23, 2021.

### 3. Material civil proceedings

Nil

### 4. Tax proceedings

#### *Domestic Subsidiaries*

Particulars	Number of cases	Aggregate amount involved to the extent ascertainable (in ₹ million)
Indirect Tax	1	Nil
Direct Tax	4	Nil
<b>Total</b>	<b>5</b>	<b>Nil</b>

#### *Foreign Subsidiaries*

Particulars	Number of cases	Aggregate amount involved to the extent ascertainable (in ₹ million)
Indirect Tax	2	0.1
Direct Tax	17	145.8
<b>Total</b>	<b>19</b>	<b>145.9</b>

#### B. *Litigation filed by our Subsidiaries*

##### 1. Criminal proceedings

A first information report dated May 6, 2016 has been filed by Nearbuy at the Ambedkar Nagar Police Station, South East, Delhi (“**FIR**”) against, among others, certain officers of Y R Logistics Services Private Limited (“**Respondents**”). Nearbuy has claimed in the FIR that the Respondents approached Nearbuy claiming to be proficient in the business of collecting money/payables from customers, and entered into an agreement with Nearbuy to collect the outstanding payables from Nearbuy’s customers on its behalf. However, despite repeated intimations and communications from Nearbuy, the Respondents illegally evaded making the payment of money collected in accordance with the agreement to Nearbuy. In furtherance of the FIR, Nearbuy has filed a petition before the Court of Chief Metropolitan Magistrate, Saket District Court, Delhi to direct the police authorities to expedite the investigative process in the case. The matter is currently pending.

##### 2. Material civil proceedings

Nil

### III. Litigation involving our Directors

#### A. *Litigation filed against our Directors*

##### *Mr. Vijay Shekhar Sharma*

##### 1. Criminal proceedings

1. Multiple complaints were initiated against, among others, our Director, Mr. Vijay Shekhar Sharma, alleging fraud, pursuant to the complainants falling prey to alleged fraudulent transactions committed by third parties, purportedly either posing as the employees of our Company, or using our Company’s platform. Acting on the complaints, Cyber & Hi-tech Crime Police Station, Bhopal registered seven first information reports against Mr. Sharma, pursuant to which, Mr. Sharma preferred applications under Section 482 of the Criminal Procedure Code, 1973 (“**Applications**”) in 2015 before the High Court of Madhya Pradesh. While the investigating authorities, through their correspondences, have conveyed that Mr. Sharma has been discharged from all the seven first information reports, the Applications are pending adjudication. Similarly, a first information report was lodged against Mr. Sharma at Police Station, Kankarkhera, Meerut for an alleged fraudulent transaction in relation to which the investigating authorities have submitted a closure report before the Chief Judicial Magistrate, declaring, among other things, the absence of optimum evidence to proceed with the case. Additionally, a first information report was lodged at Patel Nagar,

Police Station, Dehradun against Mr. Sharma due to an inadvertent error on the Complainant's part to transfer certain amount of money using our Company's payment portal, wherein the authorities have filed the final report noting the complainant's admission of existence of a technical error pursuant to which, the complainant did not intend to proceed with the proceedings, and accordingly, the authorities noted the closure of investigations in the said case.

2. A first information report (FIR No. 262/ 2020) dated February 5, 2020 has been filed with the Kavi Nagar Police Station, Ghaziabad by Rajkumar Singh ("**Complainant**") against Mr. Vijay Shekhar Sharma, PPBL and certain others, alleging criminal conspiracy and fraud ("**Complaint**"). The Complainant has stated in the Complaint that a person who introduced himself as an employee of PPBL verified his customer details over a call, and sent a link for availing cash back facility, on accessing which an amount of ₹146,694.77 was withdrawn from the Paytm wallet of the Complainant through various transaction ids. A criminal miscellaneous writ petition dated February 12, 2020 has been filed by PPBL, Mr. Vijay Shekhar Sharma and another before the Hon'ble Allahabad High Court for quashing FIR No. 262/ 2020. Since the filing of the aforesaid Writ Petition, no notice or other adverse order has been received pursuant to FIR No. 262/ 2020.
3. PPBL has informed the Company that it is aware that a first information report (FIR No. 307/ 2020) dated February 19, 2020 has been filed with the Gomtinagar Police Station, Lucknow by Shri Lalji Rai ("**Complainant**") against Mr. Vijay Shekhar Sharma and another, claiming fraudulent withdrawal of amounts from his and his wife's bank accounts and collusion in this regard by representatives of Paytm ("**Complaint**"). The Complainant had received a message stating that his Paytm KYC was expiring and on payment of a nominal sum as specified, amounts were subsequently withdrawn from his and his wife accounts. Mr. Vijay Shekhar Sharma has not received any notice from any court or the police in relation to the filing of this matter nor are the Company or Mr. Vijay Shekhar Sharma aware of any charge sheet having been filed by the police.
4. Mr. Vijay Shekhar Sharma has been served with notices under Section 41(A) of the Code of Criminal Procedure, 1973, one each by Police Station Agripada, Mumbai, and Police Station, Kotwali Nagar, Raebareili, to provide requisite details/documents with respect to certain allegedly unauthorised transactions carried out by some fraudsters using the complainants' credentials. Paytm Payments Bank Limited responded to the said notices with the information, as requested for by the authorities.

#### **5. Outstanding actions by regulatory and statutory authorities**

1. For details in relation to receipt of summons dated February 4, 2021 from the Enforcement Directorate, Hyderabad by Mr. Vijay Shekhar Sharma, please refer to "*Litigation involving our Company – Litigation filed against our Company – Outstanding actions by regulatory and statutory authorities*"

#### **6. Material civil proceedings**

Nil

#### **7. Tax proceedings**

Nil

#### **B. Litigation filed by our Directors**

##### **1. Criminal proceedings**

Nil

##### **2. Material civil proceedings**

Nil

#### **IV. Material litigations involving our Group Companies**

##### **1. Actions by regulatory and statutory authorities**

Paytm Payments Bank Limited (“**Paytm Payments Bank**”) received a show cause notice dated July 29, 2021 (“**SCN**”) from RBI stating that Paytm Payments Bank had committed an offence under Section 26(2) of the Payment and Settlement Systems Act, 2007, by submitting false information to RBI confirming completion of the transfer of the Bharat Bill Payment Operating Unit (“**BBPOU**”) business by our Company to Paytm Payments Bank on August 28, 2017. However, it was observed that the actual transfer of the BBPOU business by the Company to PPBL was completed only by March 31, 2021, as stated in the SCN. Paytm Payments Bank has responded by way of letter dated August 13, 2021 to the SCN (the “**Response**”), clarifying that Paytm Payments Bank has not made any false statement on the aspect of the Bharat Bill Payment System business transfer from the Company and that it took necessary steps to comply with the RBI instructions. However, on account of certain factors impacting the BBPOU business at the ground level, Paytm Payments Bank could not conclude full compliance due to certain operational matters pertaining to the business transfer, and that it has endeavoured to keep RBI updated on the current status at all times, as stated in the Response. Paytm Payments Bank had further requested for a personal hearing on the matter. The personal hearing was held on September 22, 2021 and considering the Response and other submissions made by Paytm Payments Bank, RBI vide a speaking order dated October 1, 2021 imposed a penalty amounting to ₹ 10 million on Paytm Payments Bank for a contravention of Section 26(2) of the Payment and Settlement Systems Act, 2007 and has made the required payment in this regard.

## 2. Material civil proceedings

A writ petition has been initiated against Paytm Payments Bank by Mr. Abhijit Mishra, before the High Court of Delhi (“**High Court**”), alleging illegal operation of Paytm postpaid wallet by Paytm Payments Bank, along with the alleged violation of personal information of the customers by Paytm Payments Bank. The petitioner has alleged the violation of operating guidelines for payments banks and guidelines for licensing of payments banks by Paytm Payments Bank. Paytm Payments Bank has filed a counter-affidavit denying the allegations, stating that Paytm Payments Bank neither provides Paytm postpaid services nor does it own the Paytm application, and merely uses the technology and platform services of our Company. The petitioner has further requested the High Court to implead, among others, our Company in the proceedings. The impleadment application and the matter are currently pending.

### Outstanding dues to creditors

As per the Restated Financial Statements, 5% of our trade payables as at June 30, 2021, was ₹ 284.9 million and accordingly, creditors to whom outstanding dues exceed ₹ 284.9 million have been considered as material creditors for the purposes of disclosure in this Prospectus.

Based on this criterion, details of outstanding dues (trade payables) owed to micro, small and medium enterprises (as defined under Section 2 of the Micro, Small and Medium Enterprises Development Act, 2006), material creditors and other creditors, as at June 30, 2021, by our Company, are set out below:

Type of creditors	Number of creditors	Amount involved (in ₹ million)
Material creditors (Note 1 and 2 below)	-	-
Micro, Small and Medium Enterprises	77	38
Other creditors	1,197	1,155
<b>Total*</b>	<b>1,274</b>	<b>1,193</b>

\*This does not include provision for expenses amounting to ₹4,504 million. Out of this provisioned amount, following amounts exceed the threshold criteria as per Materiality Policy of our Company:

1. Provision for expenses of ₹293 million (excluding ₹3 million which is included in “Other Creditors” in the table above) in respect of services availed from Amazon Internet Services Private Limited.
2. Provision for expenses of ₹375 million in respect of services availed from Alipay Labs (Singapore) Pte. Limited.

### Material Developments

Other than as stated in the section entitled “**Management’s Discussion and Analysis of Financial Condition and Results of Operations – Significant Developments after June 30, 2021**” on page 446, there have not arisen, since the date of the last financial information disclosed in this Prospectus, any circumstances which materially and adversely affect, or are likely to affect, our operations, our profitability taken as a whole or the value of our consolidated assets or our ability to pay our liabilities within the next 12 months.

## GOVERNMENT AND OTHER APPROVALS

Our business requires various approvals, licenses, registrations and permits issued by relevant governmental and regulatory authorities under applicable rules and regulations. We have set out below an indicative list of all material approvals, licenses, registrations and permits obtained by our Company and our Subsidiaries, as applicable, for the purposes of undertaking their respective businesses and operations. Further, certain material approvals relating to our Group Company, Paytm Payments Bank, have also been included. Except as mentioned below, no further material approvals, licenses, registrations and permits are required to undertake the Offer or to carry on the present business and operations of our Company, our Subsidiaries (as disclosed below) or Paytm Payments Bank. Unless otherwise stated herein and in the section “**Risk Factors**” on page 38, these material approvals are valid as of the date of this Prospectus. For further details in connection with the regulatory and legal framework within which we operate, see “**Key Regulations and Policies in India**” on page 211.

We have also set out below, (i) material approvals or renewals applied for but not received; (ii) material approvals expired and renewal yet to be applied for; and (iii) material approvals required but not obtained or applied for, as on the date of this Prospectus.

### I. Material approvals obtained in relation to the Offer

For the approvals and authorisations obtained by our Company in relation to the Offer, see “**Other Regulatory and Statutory Disclosures – Authority for the Offer**” on page 462.

### II. Material approvals obtained in relation to our business and operations

Our Company, our Subsidiaries and our Group Company, Paytm Payments Bank, have obtained the following material approvals to carry on our business and operations. Some of these may expire in the ordinary course of business and applications for renewal of these approvals are submitted in accordance with applicable procedures and requirements.

S. No.	Entity	Authority	Date and description	Validity
<b>A. Incorporation details of our Company</b>				
(a)	One 97 Communications Limited	RoC	Certificate of incorporation dated December 22, 2000 issued in the name of ‘One 97 Communications Private Limited’.	N.A.
			Fresh certificate of incorporation dated May 12, 2010 issued pursuant to the conversion of our Company to a public limited company and consequential change in our name from ‘One 97 Communications Private Limited’ to ‘One 97 Communications Limited’.	N.A.
<b>B. Regulatory Approvals</b>				
(a)	One 97 Communications Limited	Bureau of Indian Standards (“BIS”)	Licenses to use the standard mark, as prescribed by BIS, on our products which are manufactured at such units and are of such brands and models as have been specified in the respective licenses under the Bureau of Indian Standards Act, 2016.	The licenses are valid for a period of two years
		Ministry of Consumer Affairs, Food and Public Distribution, Government of India	Certificates of registration to act as a manufacturer/packer and/or importer, as applicable, of our products which have been specified in the respective certificates of registration under the Legal Metrology (Packaged Commodities) Rules, 2011.	N.A.

S. No.	Entity	Authority	Date and description	Validity
		Vodafone Idea Limited	Certificates of registration dated April 9, 2020 to act as a 'telemarketer aggregator' under the Telecom Commercial Communications Customers Preference Regulations, 2018, bearing registration number 1502598990000011397.	Valid till April 8, 2025
		BSNL	Certificates of registration dated April 16, 2020 to act as a 'telemarketer delivery' under the Telecom Commercial Communications Customers Preference Regulations, 2018, bearing registration number 1402567490000015616.	Valid till April 15, 2025
		Bharti Airtel Limited	Certificates of registration dated August 19, 2020 to act as a 'telemarketer' under the Telecom Commercial Communications Customers Preference Regulations, 2018, bearing registration number 1402567490000015616.	Valid till August 18, 2025
		Directorate General of Foreign Trade, Government of India	Our importer – exporter code is 0505069687	N.A.
(b)	Paytm Money (our Subsidiary)	SEBI	Certificate of Registration dated June 11, 2019 to act as a 'participant' under the SEBI (Depositories and Participants) Regulations, 1996, bearing registration number IN-DP-416-2019. At present, Paytm Money Limited is registered as a depository participant of the Central Depository Services (India) Limited bearing DP ID 12088800.	Valid until suspended or cancelled by the SEBI.
		SEBI	Certificate of Registration dated February 21, 2018 to act as an 'investment advisor' under the SEBI (Investment Advisers) Regulations, 2013, bearing registration number INA100009859. Paytm Money has discontinued advisory services with effect from March 31, 2021.	Valid until suspended or cancelled by the SEBI.
		SEBI	Certificate of Registration dated March 15, 2019 to act as a 'stock broker' under the SEBI (Stock Brokers) Regulations, 1992, bearing registration number INZ000240532.	Valid until suspended or cancelled by the SEBI.
		BSE	Registration to act as a trading member of BSE in the cash, equity derivatives and currency derivatives segments in accordance with the rules, bye-laws and regulations of BSE, in this regard, bearing member number 6707.	N.A.
		NSE	Registration to act as a trading member of NSE in the capital markets, future and options, currency derivatives, commodities derivatives and debt	N.A.



S. No.	Entity	Authority	Date and description	Validity
			segments in accordance with the rules, bye-laws and regulations of NSE, in this regard, bearing member number 90165.	
		BSE	Registration dated February 10, 2020 to act as a self-clearing member of Indian Clearing Corporation Limited in the equity derivatives and currency derivatives segment of BSE, bearing clearing code 6707.	N.A.
		NSE	Registration dated September 17, 2021 to act as self-clearing member of NSE Clearing Limited in the capital market segment of NSE, bearing code 90165.	N.A.
		PFRDA	Certificate of Registration dated April 4, 2019 to act as a 'point of presence' to transact in pension schemes and/or under the National Pension Scheme through online platform only under the PFRDA (Point of Presence) Regulations, 2018, bearing registration number POP 269042019.	Valid until suspended or cancelled by PFRDA
(c)	Paytm Insurance Broking (our Subsidiary)	IRDAI	Certificate of Registration dated February 17, 2020, issued by IRDAI to act as a 'direct broker (life and general)' under the IRDAI (Insurance Brokers) Regulations, 2018, bearing registration number 700 and registration code IRDA/DB795/19.	Valid till February 16, 2023
		Bharti Airtel Limited	Certificate of Registration dated September 9, 2020 to act as a 'telemarketer' under the Telecom Commercial Communications Customers Preference Regulations, 2018, bearing registration number 1002199150571422939.	Valid till September 8, 2025
(d)	Paytm Payments Bank (our Group Company)	RBI	License dated January 3, 2017 to carry on payments bank business in India under the Banking Regulation Act, 1949, bearing license number MUM: 127.	Valid until revoked by RBI
		RBI	Approval letter dated February 2, 2017 for issuance of pre-paid payment instruments in India under the Payment and Settlement Systems Act, 2007.	N.A.
		RBI	Letter dated October 7, 2021 intimating Paytm Payments Bank of its inclusion in the second schedule to the RBI Act, vide its notification dated September 6, 2021, published in the Gazette of India dated October 2-October 8, 2021.	N.A.
		RBI	License dated October 12, 2017 to act as an 'authorised dealer- category II' under the Foreign Exchange Management Act, 1999, bearing license number 09/2017.	Valid until revoked by RBI and co-terminus with the payments bank license, mentioned above
		RBI	Licenses dated February 23, 2021 to undertake inward cross-border money	Valid till February 28, 2022

S. No.	Entity	Authority	Date and description	Validity
			transfer activities in India through tie up arrangements with three overseas principals specified in each of the three licenses under the Master Direction-Money Transfer Service Scheme dated February 22, 2017, each bearing license number FE.DEL.AD CAT-II No 09/2017.	
	RBI		In- principle approval letter dated May 22, 2018 for operating as a 'Bharat bill payment operating unit' in accordance with the Implementation of Bharat Bill Payment System - Guidelines dated November 28, 2014.	N.A.
	RBI		In- principle approval letter dated May 12, 2016 to set up and operate a 'Bharat bill payment operating unit' was issued to our Company.	N.A.
	RBI		Approval letter dated February 2, 2017 to operate mobile banking services specified therein in accordance with the Mobile Banking Transactions in India – Operative Guidelines for Banks dated July 1, 2016.	N.A.
	RBI		Approval letter dated February 11, 2019 to undertake parabanking activities of non-risk sharing simple financial products like distribution of mutual fund units, insurance products, pension funds etc. not requiring any commitment of its own funds	N.A.
	SEBI		Approval letter dated February 22, 2021 for enabling IPO applications through @paytm handle with UPI as a payment mechanism.	N.A.
	NPCI		Approval, pursuant to an e-mail dated April 9, 2020 by NPCI to use UPI 2.0.	N.A.
	NPCI		Certificates of Completion for full compliance of the following scopes by Paytm Payments Bank, i.e., i) 'IMPS, Spec version 3.5'; and ii) 'IMPS Spec version 3.4.1.1' and to authorise the use certain specified features for its customers.	N.A.
	NPCI		Membership agreements entered into with NPCI for admission as a member of RuPay Card Scheme, UPI, NACH, AePS and NETC in accordance with the rules and regulations of NPCI, in this regard.	N.A.
	PFRDA		Certificate of Registration dated October 5, 2018 to act as a 'point of presence' to transact in pension schemes and/or under the Atal Pension Yojana through both, physical and online platforms under the PFRDA (Point of Presence)	Valid until suspended or cancelled by PFRDA

S. No.	Entity	Authority	Date and description	Validity
			Regulations, 2018, bearing registration number 85102018.	
		Unique Identification Authority of India	Approval letter dated September 6, 2017 for appointment as an authentication user agency and e-KYC user agency to provide Aadhaar Enabled Services.	N.A.
		Central Registry of Securitisation Asset Reconstruction and Security Interest of India	Registration with the Central KYC registry by the Central Registry of Securitisation Asset Reconstruction and Security Interest of India.	N.A.
<b>C. Labour and commercial related approvals</b>				
	One 97 Communications Limited	Relevant state-specific Department of Labour	Registration certificates under the relevant shops and establishment laws of the respective states where our branches are located.	While registration in certain states does not have an expiry, the certificates are typically valid for a period of fifty-two to sixty months
		Regional Provident Fund Commissioner and the Employees' State Insurance Corporation	Registration certificates issued under the EPF Act and the ESI Act.	N.A.
		Relevant state-specific Department of Labour	Registration certificates issued under the Contract Labour Act by the relevant authorities of the respective states where our branches are located, as applicable	N.A.
<b>D. Tax related approvals</b>				
	One 97 Communications Limited	Income Tax Department	The PAN of our Company is AAACO4007A.	N.A.
		Income Tax Department	The TAN of our Company is DELO01395C.	N.A.
		Government of India and relevant tax authorities	Registration certificates issued under the relevant goods and service tax acts, (including registration as e-commerce operator), and the professional tax acts of the respective states where our branches are located.	N.A.

### III. Material approvals pending in relation to our Company for which applications have been made or are yet to be made

As on the date of this Prospectus, we currently hold all aforementioned material approvals, licenses, registrations and permits, as required, except the following for which the applications for obtaining the approval or its renewal are currently pending before the relevant authorities or are yet to be made:

#### A. Material approvals or renewals for which applications are currently pending before relevant authorities

Applicant entity	Description	Authority	Date
<b>Applications submitted by our Subsidiaries</b>			
Paytm Money Limited	Certificate of registration to act as a corporate agent under the IRDAI (Registration of Corporate Agent) Regulations, 2015	IRDAI	December 15, 2020 and September 3, 2021
Paytm Payments Services Limited	Authorization for acting as a payment aggregator under the Payment and Settlement	RBI	December 29, 2020 (submitted on

	Systems Act, 2007 read with the Guidelines on Regulation of Payment Aggregators and Payment Gateways dated March 17, 2020		January 8, 2021) read with letter dated August 27, 2021
Paytm Money Limited	Membership as an existing investment advisor of BSE Administration & Supervision Ltd.	BSE Administration & Supervision Ltd.	August 30, 2021
<b><i>Applications submitted by our Group Company, Paytm Payments Bank</i></b>			
Paytm Payments Bank	Certificate of registration to act as a corporate agent under the IRDAI (Registration of Corporate Agent) Regulations, 2015	IRDAI	November 5, 2020
	Approval for acting as a Banker to an Issue under ASBA process through mobile banking channel under the SEBI (Bankers to an Issue) Regulations, 1994 read with circular dated August 3, 2021 issued by SEBI	RBI	August 23, 2021

Further, our Company has filed and is in the process of filing applications in relation to the approvals obtained by our Company under the relevant shops and establishment laws and Contract Labour Act with the state specific relevant authorities, as applicable, for updating the name of our Company in the records of such relevant authorities and/or renewal of our registration, as required.

**B. Material approvals expired and renewal yet to be applied for**





Nil

**C. Material approvals required but not obtained or applied for**

Nil

**IV. Intellectual property related approvals**

As on the date of this Prospectus, our Company has registered various trademarks under various classes with the Registrar of Trademarks under the Trademarks Act. These include:

S.No.	Trademark	Classes of registration
1.	“PAYTM”	1, 2, 3, 4, 5, 6, 7, 8, 9, 10, 11, 12, 13, 14, 15, 16, 17, 18, 19, 20, 21, 22, 23, 24, 25, 26, 27, 28, 29, 30, 31, 32, 33, 34, 35, 36,37, 38, 39, 40,41, 42, 43, 44, 45
2.	“PAYTM KARO”	9, 16, 18, 25, 35, 36, 38, 39,41, 42, 43, 44
3.		9, 16, 18, 35, 36, 38, 39, 41, 42, 43
4.		9, 16, 35, 36, 38, 42
5.		38
6.		9, 35, 36, 41, 42

Further, as on the date of this Prospectus, our Company has registered certain trademarks in the European Union and the United Arab Emirates, including the Paytm name, with the relevant authorities under the applicable laws of the respective jurisdictions.

For risk associated with our intellectual property please see, “***Risk Factors – We may be unable to sufficiently obtain, maintain, protect, or enforce our intellectual property and other proprietary rights***” on page 66.

## OTHER REGULATORY AND STATUTORY DISCLOSURES

### Authority for the Offer

#### *Corporate Approvals*

Our Board has authorized the Offer pursuant to its resolution dated June 14, 2021 and our Shareholders have authorized the Fresh Issue pursuant to a special resolution passed on July 12, 2021 under Section 62(1)(c) of the Companies Act, 2013.

Our IPO Committee has taken on record the Offer for Sale by the Selling Shareholders pursuant to its resolution dated July 15, 2021.

Our Board has approved and adopted this Prospectus pursuant to its resolution dated November 11, 2021.

#### *Approvals from the Selling Shareholders*

Each of the Selling Shareholders has, severally and not jointly, authorized and confirmed inclusion of its portion of the Offered Shares as part of the Offer for Sale, as set out below:

S. No.	Selling Shareholder	Aggregate amount of Equity Shares offered (in ₹ million)	Date of Selling Shareholder's Consent Letter*	Date of corporate authorisation/ board resolution
<b><i>Founder Selling Shareholder</i></b>				
1.	Mr. Vijay Shekhar Sharma	4,026.5*	July 15, 2021 read with letter dated October 24, 2021	-
<b><i>Investor Selling Shareholders</i></b>				
1.	Antfin (Netherlands) Holding B.V.	47,044.3*	July 15, 2021 read with letter dated October 26, 2021	July 11, 2021
2.	Alibaba.com Singapore E-Commerce Private Limited	7,848.2*	July 15, 2021 read with letter dated October 26, 2021	July 12, 2021
3.	Elevation Capital V Limited	640.1*	July 15, 2021 read with letter dated October 25, 2021	June 25, 2021
4.	Elevation Capital V FII Holdings Limited	750.2*	July 15, 2021 read with letter dated October 25, 2021	June 28, 2021
5.	SAIF III Mauritius Company Limited	13,276.5*	July 15, 2021 read with letter dated October 25, 2021	June 28, 2021
6.	SAIF Partners India IV Limited	5,636.3*	July 15, 2021 read with letter dated October 25, 2021	June 25, 2021
7.	SVF Panther (Cayman) Limited	16,890.3*	July 15, 2021 read with letter dated October 25, 2021	July 14, 2021
8.	BH International Holdings	3,017.7*	July 15, 2021 read with letter dated October 25, 2021	July 9, 2021
<b><i>Other Selling Shareholders</i></b>				
13.	Mountain Capital Fund, L.P.	316.0*	June 24, 2021	June 24, 2021
14.	RNT Associates Private Limited	9.4*	June 17, 2021	June 17, 2021
15.	DG PTM LP	511.9*	June 17, 2021	June 17, 2021
16.	Mr. Ravi Datla	3.7*	June 15, 2021	-
17.	Mr. Amit Khanna	0.9*	June 18, 2021	-
18.	Mr. Prakhar Srivastava	1.3*	June 17, 2021	-

19.	Mr. Saurabh Sharma	9.2*	June 17, 2021	-
20.	Mr. Manas Bisht	1.3*	June 30, 2021	-
21.	Mr. Sanjay S. Wadhwa	0.2*	June 28, 2021	-
22.	Mr. SasiRaman Venkatesan	1.3*	June 28, 2021	-
23.	Mr. N. Ramkumar	2.5*	June 28, 2021	-
24.	Mr. Abhay Sharma	12.1*	June 21, 2021	-

\* Subject to finalization of the Basis of Allotment.

Each Selling Shareholder, severally and not jointly, confirms that, as required under Regulation 8 of the SEBI ICDR Regulations, it has held its portion of the Offered Shares for a period of at least one year prior to the filing of the Draft Red Herring Prospectus.

#### *In-principle Listing Approvals*

Our Company has received in-principle approvals from BSE and NSE for the listing of the Equity Shares pursuant to letters dated August 3, 2021 and July 29, 2021, respectively.

#### **Prohibition by the SEBI, the RBI or other Governmental Authorities**

Our Company, Directors, persons in control of our Company are not prohibited from accessing the capital markets or debarred from buying, selling or dealing in securities under any order or direction passed by SEBI or any securities market regulator in any other jurisdiction or any other authority/court.

Each Selling Shareholder, severally and not jointly, confirms that it is not prohibited from accessing the capital markets or restrained from buying, selling or dealing in securities, in any case under any order or direction passed by the SEBI or any securities market regulator in any other jurisdiction or any other authority/court.

#### **Directors associated with the Securities Market**

Except for our Directors, Mr. Ravi Adusumalli who is associated with SAIF India IV FII Holdings Limited, Elevation Capital VI FII Holdings Limited, Elevation Capital VII FPI Holdings Limited and Elevation Capital V FII Holdings Limited as director, and Mr. Munish Varma, who is associated as chief executive officer, chairman and director of SVF Investment Corp. 2 and as managing partner at SoftBank Investment Advisers, none of our directors are associated with securities market in any manner.

#### **Compliance with the Companies (Significant Beneficial Owners) Rules, 2018**

Except as stated in *“Risk Factors – Internal Risk Factors - Failure to comply with the existing laws and regulations applicable to our business could subject our Company, or our subsidiaries or our associates or our shareholders, as applicable, to enforcement actions and penalties and otherwise harm our business”* on page 49, our Company and each of the Selling Shareholders, severally and not jointly, confirms that it is in compliance with the Companies (Significant Beneficial Owners) Rules, 2018, as amended (**“SBO Rules”**), to the extent applicable to it, as on the date of this Prospectus.

#### **Eligibility for the Offer**

Our Company is eligible for the Offer in accordance with Regulation 6(2) of the SEBI ICDR Regulations which states the following:

*“An issuer not satisfying the condition stipulated in sub-regulation (1) shall be eligible to make an initial public offer only if the issue is made through the book-building process and the issuer undertakes to allot at least seventy five per cent of the offer to qualified institutional buyers and to refund the full subscription money if it fails to do so.”*

We are an unlisted company that does not satisfy the conditions specified in Regulation 6(1) of the SEBI ICDR Regulations and are therefore required to meet the conditions detailed of Regulation 6(2) of the SEBI ICDR Regulations. We undertake to comply with Regulation 6(2) of the SEBI ICDR Regulations as at least 75% of the Offer is proposed to be Allotted to QIBs and in the event that we fail to do so, the full application monies shall be refunded to the Bidders, in accordance with the SEBI ICDR Regulations.

Our Company confirms that it is also in compliance with the conditions specified in Regulation 7(1) of the SEBI ICDR Regulations, to the extent applicable, and will ensure compliance with the conditions specified in Regulation 7(2) of the SEBI ICDR Regulations, to the extent applicable.

Further, in terms of Regulation 49(1) of the SEBI ICDR Regulations, our Company shall ensure that the number of Allotees shall not be less than 1,000.

If our Company does not Allot Equity Shares pursuant to the Offer within six Working Days from the Bid/Offer Closing Date or within such timeline as prescribed by the SEBI, it shall repay without interest all monies received from bidders, failing which interest shall be due to be paid to the Bidders at the rate of 15% per annum for the delay period. For the avoidance of doubt, all refunds made, interest borne, and expenses incurred (with regard to delayed payment of refunds), by the Company on behalf of any of the Selling Shareholders (if any) to the extent of the Equity Shares offered by such Selling Shareholder in the Offer, will be adjusted or reimbursed by such Selling Shareholder (severally and not jointly) to the Company, in accordance with Applicable Law, provided that none of the Selling Shareholders shall be liable or responsible to pay any interest or expenses unless such delay is caused solely by, and is directly attributable to, an act or omission of such Selling Shareholder.

Further, our Company confirms that it is not ineligible to make the Offer in terms of Regulation 5 of the SEBI ICDR Regulations, to the extent applicable. Our Company is in compliance with the conditions specified in Regulation 5 of the SEBI ICDR Regulations, as follows:

- (a) Neither our Company nor our Directors nor any of the Selling Shareholders are debarred from accessing the capital markets by the SEBI.
- (b) None of our Directors are promoters or directors of companies which are debarred from accessing the capital markets by the SEBI.
- (c) Neither our Company nor any of our Directors has been declared a Wilful Defaulter by any bank or financial institution or consortium thereof in accordance with the guidelines on wilful defaulters issued by the RBI.
- (d) None of our Directors is a fugitive economic offender (in accordance with Section 12 of the Fugitive Economic Offenders Act).
- (e) Except for the options granted pursuant to the ESOP Schemes, there are no outstanding warrants, options or rights to convert debentures, loans or other instruments convertible into, or any other right which would entitle any person any option to receive Equity Shares, as on the date of this Prospectus. For further information on the ESOP Schemes, see "*Capital Structure*" on page 102.

#### **DISCLAIMER CLAUSE OF SEBI**

**IT IS TO BE DISTINCTLY UNDERSTOOD THAT SUBMISSION OF THE DRAFT RED HERRING PROSPECTUS TO SEBI SHOULD NOT, IN ANY WAY, BE DEEMED OR CONSTRUED THAT THE SAME HAS BEEN CLEARED OR APPROVED BY SEBI. SEBI DOES NOT TAKE ANY RESPONSIBILITY EITHER FOR THE FINANCIAL SOUNDNESS OF ANY SCHEME OR THE PROJECT FOR WHICH THE OFFER IS PROPOSED TO BE MADE OR FOR THE CORRECTNESS OF THE STATEMENTS MADE OR OPINIONS EXPRESSED IN THE DRAFT RED HERRING PROSPECTUS. THE JOINT GLOBAL CO-ORDINATORS AND THE BOOK RUNNING LEAD MANAGERS BEING MORGAN STANLEY INDIA COMPANY PRIVATE LIMITED, GOLDMAN SACHS (INDIA) SECURITIES PRIVATE LIMITED AND AXIS CAPITAL LIMITED AND THE BOOK RUNNING LEAD MANAGERS, BEING, ICICI SECURITIES LIMITED, J.P. MORGAN INDIA PRIVATE LIMITED, CITIGROUP GLOBAL MARKETS INDIA PRIVATE LIMITED AND HDFC BANK LIMITED HAVE CERTIFIED THAT THE DISCLOSURES MADE IN THE DRAFT RED HERRING PROSPECTUS ARE GENERALLY ADEQUATE AND ARE IN CONFORMITY WITH THE SEBI ICDR REGULATIONS. THIS REQUIREMENT IS TO FACILITATE INVESTORS TO TAKE AN INFORMED DECISION FOR MAKING AN INVESTMENT IN THE PROPOSED OFFER.**

**IT SHOULD ALSO BE CLEARLY UNDERSTOOD THAT WHILE OUR COMPANY IS PRIMARILY RESPONSIBLE FOR THE CORRECTNESS, ADEQUACY AND DISCLOSURE OF ALL RELEVANT INFORMATION IN THE DRAFT RED HERRING PROSPECTUS AND EACH OF THE SELLING SHAREHOLDERS WILL BE, SEVERALLY AND NOT JOINTLY, RESPONSIBLE FOR THE STATEMENTS CONFIRMED OR UNDERTAKEN BY IT IN THE DRAFT RED HERRING PROSPECTUS IN RELATION TO ITSELF AND FOR ITS RESPECTIVE PORTION OF THE OFFERED SHARES, THE JOINT GLOBAL CO-ORDINATORS AND THE BOOK RUNNING LEAD MANAGERS AND THE BOOK RUNNING LEAD MANAGERS ARE EXPECTED TO EXERCISE DUE DILIGENCE TO ENSURE THAT OUR COMPANY AND THE SELLING SHAREHOLDERS DISCHARGE THEIR RESPONSIBILITY ADEQUATELY IN THIS BEHALF AND TOWARDS THIS**



**PURPOSE, THE JOINT GLOBAL CO-ORDINATORS AND THE BOOK RUNNING LEAD MANAGERS, AND THE BOOK RUNNING LEAD MANAGERS HAVE FURNISHED TO SEBI, A DUE DILIGENCE CERTIFICATE DATED JULY 15, 2021 IN THE FORMAT PRESCRIBED UNDER SCHEDULE V(A) OF THE SEBI ICDR REGULATIONS.**

**THE FILING OF THE DRAFT RED HERRING PROSPECTUS DOES NOT, HOWEVER, ABSOLVE OUR COMPANY FROM ANY LIABILITIES UNDER THE COMPANIES ACT, 2013, OR FROM THE REQUIREMENT OF OBTAINING SUCH STATUTORY AND/ OR OTHER CLEARANCES AS MAY BE REQUIRED FOR THE PURPOSE OF THE OFFER. SEBI FURTHER RESERVES THE RIGHT TO TAKE UP, AT ANY POINT OF TIME, WITH THE JOINT GLOBAL CO-ORDINATORS AND THE BOOK RUNNING LEAD MANAGERS AND THE BOOK RUNNING LEAD MANAGERS, ANY IRREGULARITIES OR LAPSES IN THE DRAFT RED HERRING PROSPECTUS.**

**Disclaimer from our Company, our Directors, the Selling Shareholders, JGC- BRLMs and BRLMs**

Our Company, our Directors, the JGC-BRLMs and the BRLMs accept no responsibility for statements made otherwise than in this Prospectus or in advertisements or any other material issued by or at our Company's instance, and anyone placing reliance on any other source of information, including our Company's website www.paytm.com or any website of any of our Subsidiaries, any affiliate of our Company, any of the Group Companies or any of the Selling Shareholders, would be doing so at his or her own risk. It is clarified that neither the Selling Shareholders, nor their respective directors, affiliates, associates and officers, accept and/or undertake any responsibility for any statements made or undertakings provided other than those made or undertaken by such Selling Shareholder in relation to itself and/or the Equity Shares offered by it through the Offer for Sale. Each of the Selling Shareholders, its respective directors, partners, affiliates, associates and officers accept or undertake no responsibility for any statements other than those undertaken or confirmed by such Selling Shareholder in relation to itself and its respective portion of the Offered Shares.

The JGC-BRLMs and the BRLMs accept no responsibility, save to the limited extent as provided in the Offer Agreement and the Underwriting Agreement to be entered into between the Underwriters, the Selling Shareholders and our Company.

All information shall be made available by our Company, each of the Selling Shareholders, severally and not jointly (to the extent that the information pertain to its and its respective portions of the Offered Shares through the Offer Documents), the JGC-BRLMs and the BRLMs to the investors and the public at large and no selective or additional information would be made available for a section of the investors in any manner whatsoever, including at road show presentations, in research or sales reports, at the Bidding Centres or elsewhere.

None amongst our Company, the Selling Shareholders or any member of the Syndicate shall be liable for any failure in (i) uploading the Bids due to faults in any software/ hardware system or otherwise or (ii) the blocking of Bid Amount in the ASBA Account on receipt of instructions from the Sponsor Bank on account of any errors, omissions or non-compliance by various parties involved in, or any other fault, malfunctioning or breakdown in, or otherwise, in the UPI Mechanism.

Investors who Bid in the Offer were required to confirm and deemed to have represented to our Company, the Selling Shareholders, the Underwriters and their respective directors, partners, designated partners, officers, agents, affiliates, and representatives that they are eligible under all applicable laws, rules, regulations, guidelines and approvals to acquire the Equity Shares and would not issue, sell, pledge, or transfer the Equity Shares to any person who is not eligible under any applicable laws, rules, regulations, guidelines and approvals to acquire the Equity Shares. Our Company, the Selling Shareholders, the Underwriters and their respective directors, partners, designated partners, officers, agents, affiliates, and representatives accept no responsibility or liability for advising any investor on whether such investor is eligible to acquire the Equity Shares.

The JGC-BRLMs, the BRLMs and their respective associates and affiliates, in their capacity as principals or agents, may engage in transactions with, and perform services for, our Company, the Selling Shareholders, their respective group companies, affiliates or associates or third parties in the ordinary course of business and have engaged, or may in the future engage, in commercial banking and investment banking transactions with our Company, the Selling Shareholders, and their respective group companies, affiliates or associates or third parties, for which they have received, and may in the future receive, compensation.

**Disclaimer in respect of Jurisdiction**

Any dispute arising out of this Offer will be subject to the jurisdiction of appropriate court(s) in New Delhi, India.

This Offer was made in India to persons resident in India (including Indian nationals resident in India, Hindu Undivided Families (“HUFs”), companies, other corporate bodies and societies registered under the applicable laws in India and authorized to invest in equity shares, Indian Mutual Funds registered with the SEBI, Indian financial institutions, commercial banks, regional rural banks, co-operative banks (subject to permission from the RBI), systemically important non-banking financial companies or trusts under the applicable trust laws, and who are authorized under their respective constitutions to hold and invest in equity shares, public financial institutions as specified under Section 2(72) of the Companies Act, venture capital funds, permitted insurance companies and pension funds and, to permitted non-residents including Eligible NRIs, Alternative Investment Funds (“AIFs”), Foreign Portfolio Investors registered with SEBI (“FPIs”) and QIBs. This Prospectus does not, however, constitute an offer to sell or an invitation to subscribe to Equity Shares offered hereby, in any jurisdiction to any person to whom it is unlawful to make an offer or invitation in such jurisdiction. Any person into whose possession this Prospectus comes is required to inform himself or herself about, and to observe, any such restrictions. Any dispute arising out of this Offer will be subject to the jurisdiction of appropriate court(s) at Delhi, India only.

No action has been, or will be taken to permit a public offering in any jurisdiction where action would be required for that purpose, except that the Draft Red Herring Prospectus was filed with SEBI for its observations, and the Red Herring Prospectus was filed with the RoC. Accordingly, the Equity Shares represented hereby may not be offered or sold, directly or indirectly, and this Prospectus may not be distributed, in any jurisdiction, except in accordance with the legal requirements applicable in such jurisdiction. Neither the delivery of this Prospectus, nor any offer or sale hereunder, shall, under any circumstances, create any implication that there has been no change in our affairs or in the affairs of the Selling Shareholders from the date hereof or that the information contained herein is correct as of any time subsequent to this date.

**No person outside India was eligible to Bid for Equity Shares in the Offer unless that person has received the preliminary offering memorandum for the Offer, which contains the selling restrictions for the Offer outside India.**

#### **Eligibility and Transfer Restrictions**

**The Equity Shares have not been and will not be registered under the U.S. Securities Act or any state securities laws in the United States, and, unless so registered, may not be offered or sold within the United States or to, or for the account or benefit of, U.S. Persons, except pursuant to an exemption from, or in a transaction not subject to, the registration requirements of the U.S. Securities Act and applicable state securities laws in the United States. Our Company has not registered and does not intend to register under the U.S. Investment Company Act in reliance on Section 3(c)(7) of the U.S. Investment Company Act, and investors will not be entitled to the benefits of the U.S. Investment Company Act. Accordingly, the Equity Shares are only being offered and sold (i) to persons in the United States or to or for the account or benefit of, U.S. Persons, in each case to investors that are both “qualified institutional buyers” (as defined in Rule 144A under the U.S. Securities Act and referred to in this Prospectus as “U.S. QIBs” and, for the avoidance of doubt, the term U.S. QIBs does not refer to a category of institutional investor defined under applicable Indian regulations and referred to in this Prospectus as “QIBs”) and “qualified purchasers” (as defined under the U.S. Investment Company Act and referred to in this Prospectus as “QPs”) in transactions exempt from or not subject to the registration requirements of the U.S. Securities Act and in reliance on Section 3(c)(7) of the U.S. Investment Company Act; or (ii) outside the United States to investors that are not U.S. Persons nor persons acquiring for the account or benefit of U.S. Persons in “offshore transactions” in reliance on Regulation S under the U.S. Securities Act and the applicable laws of the jurisdiction where those offers and sales occur. The Equity Shares may not be re-offered, re-sold, pledged or otherwise transferred except in an “offshore transaction” in accordance with Regulation S to a person outside the United States and not known by the transferor to be a U.S. Person by pre-arrangement or otherwise (such permitted transactions including, for the avoidance of doubt, a bona fide sale on the BSE or NSE).**

**The Equity Shares have not been and will not be registered, listed or otherwise qualified in any other jurisdiction outside India and may not be offered or sold, and Bids may not be made by persons in any such jurisdiction, except in compliance with the applicable laws of such jurisdiction.**

Until the expiry of 40 days after the commencement of the Offer, an offer or sale of the Equity Shares within the United States by a dealer (whether or not it is participating in the Offer) may violate the registration requirements

of the U.S. Securities Act unless made pursuant to Rule 144A or another available exemption from the registration requirements of the U.S. Securities Act and in accordance with applicable state securities laws in the United States.

Our Company is not and will not be registered under the U.S. Investment Company Act, and investors will not be entitled to the benefits of the U.S. Investment Company Act.

### **Eligible Investors**

The Equity Shares are being offered and sold:

- (i) in the United States or to, or for the account or benefit of, U.S. Persons, in each case to investors that are both U.S. QIBs and QPs, in transactions exempt from or not subject to the registration requirements of the U.S. Securities Act and in reliance on Section 3(c)(7) the U.S. Investment Company Act; and
- (ii) outside the United States to investors that are not U.S. Persons, nor persons acquiring for the account or benefit of U.S. Persons, in “offshore transactions” in reliance on Regulation S under the U.S. Securities Act and the applicable laws of the jurisdiction where those offers and sales occur;

and in each case who are deemed to have made the representations set forth immediately below.

### ***Equity Shares Offered and Sold within the United States***

Each purchaser that is acquiring the Equity Shares offered pursuant to this Offer within the United States, by its acceptance of this Prospectus and of the Equity Shares, will be deemed to have acknowledged, represented to and agreed with the Company, the Selling Shareholders, the JGC-BRLMs and the BRLMs that it has received a copy of this Prospectus and such other information as it deems necessary to make an informed investment decision and that:

1. the purchaser is authorized to consummate the purchase of the Equity Shares offered pursuant to this Offer in compliance with all applicable laws and regulations;
2. the purchaser acknowledges that the Equity Shares offered pursuant to this Offer have not been and will not be registered under the U.S. Securities Act or with any securities regulatory authority of any state of the United States and accordingly may not be offered or sold within the United States except pursuant to an exemption from, or in a transaction not subject to, the registration requirements of the U.S. Securities Act;
3. the purchaser (i) is a U.S. QIB and a QP, (ii) is aware that the sale to it was made in a transaction exempt from, or not subject to, the registration requirements of the U.S. Securities Act, (iii) was not formed for the purpose of investing in the Equity Shares and (iv) is acquiring such Equity Shares for its own account or for the account or benefit of one or more persons, each of which is a U.S. QIB and a QP, with respect to which it exercises sole investment discretion; the purchaser, and each account for which it is purchasing or otherwise acquiring Equity Shares, will purchase, hold or transfer Equity Shares amounting to at least US\$250,000 or its equivalent in another currency.
4. The purchaser acknowledges that the Company has not registered, and does not intend to register, as an “investment company” (as such term is defined under the U.S. Investment Company Act) and that the Company has imposed the transfer and offering restrictions with respect to persons in the United States and U.S. Persons described herein so that the Company will qualify for the exception provided under Section 3(c)(7) of the U.S. Investment Company Act and will have no obligation to register as an investment company. The purchaser, and each person for which it is acting, also understands and agrees that the Company, the JGC-BRLMs and the BRLMs shall have the right to request and receive such additional documents, certificates, representations and undertakings, from time to time, as they may deem necessary in order to comply with applicable legal requirements;
5. the purchaser is not a broker-dealer which owns and invests on a discretionary basis less than US\$25 million in securities of issuers unaffiliated with such broker-dealer;
6. the purchaser understands that, subject to certain exceptions, to be a QP, entities must have US\$25 million in “investments” (as defined in Rule 2a51-1 of the U.S. Investment Company Act);
7. the purchaser is not an affiliate of the Company or a person acting on behalf of an affiliate;

8. the purchaser is not a participant-directed employee plan, such as a 401(k) plan, or a trust holding the assets of such plan, unless the investment decisions with respect to such plan are made solely by the fiduciary, trustee or sponsor of such plan;
9. the purchaser is not managed as a device for facilitating individual investment decisions of beneficial owners, but rather is managed as a collective investment vehicle;
10. the purchaser, and each account for which it is purchasing or otherwise acquiring Equity Shares, will purchase, hold or transfer Equity Shares amounting to at least US\$250,000 or its equivalent in another currency;
11. it, and each person for which it is acting, was not formed, reformed or recapitalized for the purpose of investing in the Equity Shares and/or other securities of the Company;
12. if the purchaser, or any person for which it is acting, is an investment company excepted from the U.S. Investment Company Act pursuant to Section 3(c)(1) or Section 3(c)(7) thereof (or a foreign investment company under section 7(d) thereof relying on Section 3(c)(1) or 3(c)(7) with respect to its holders that are U.S. persons) and was formed on or before April 30, 1996, it has received the consent of its beneficial owners who acquired their interests on or before April 30, 1996, with respect to its treatment as a QP in the manner required by Section 2(a)(51)(C) of the U.S. Investment Company Act and the rules promulgated thereunder;
13. the purchaser, and each person for which it is acting, is not a partnership, common trust fund, or corporation, special trust, pension fund or retirement plan, or other entity, in which the partners, beneficiaries, beneficial owners, participants, shareholders or other equity owners, as the case may be, may designate the particular investments to be made, or the allocation thereof unless all such partners, beneficiaries, beneficial owners, participants, shareholders or other equity owners are both U.S. QIBs and QPs;
14. the purchaser, and each person for which it is acting, has not invested more than 40.0% of its assets in the Equity Shares (or beneficial interests therein) and/or other securities of the Company after giving effect to the purchase of the Equity Shares (or beneficial interests therein) (unless all of the beneficial owners of such entity's securities are both U.S. QIBs and QPs);
15. if, in the future, the purchaser decides to offer, resell, pledge or otherwise transfer such Equity Shares, or any economic interest therein, such Equity Shares or any economic interest therein may be offered, sold, pledged or otherwise transferred only outside the United States in an "offshore transaction" complying with Rule 903 or Rule 904 of Regulation S under the Securities Act to a person outside the United States and not known by the transferor to be a U.S. Person by pre-arrangement or otherwise (such permitted transactions including, for the avoidance of doubt, a bona fide sale on the BSE or NSE). The purchaser agrees not to effect any sale, pledge or other transfer of any Equity Shares in a transaction unless the purchaser first executes a US Resale Letter in the form of Annexure A to this Prospectus and delivers such letter to the Company prior to the settlement if any, of the sale, pledge or other transfer of the Equity Shares that is not consummated on BSE or NSE. The purchaser understands that the transfer restrictions will remain in effect until the Company determines, in its sole discretion, to remove them;
16. is not subscribing to, or purchasing, the Equity Shares with a view to, or for the offer or sale in connection with, any distribution thereof (within the meaning of the U.S. Securities Act) that would be in violation of the securities laws of the United States or any state thereof;
17. the Equity Shares are "restricted securities" within the meaning of Rule 144(a)(3) under the Securities Act and no representation is made as to the availability of the exemption provided by Rule 144 for resales of any such Equity Shares;
18. the purchaser will not deposit or cause to be deposited such Equity Shares into any depositary receipt facility established or maintained by a depositary bank other than a Rule 144A restricted depositary receipt facility, so long as such Equity Shares are "restricted securities" within the meaning of Rule 144(a)(3) under the Securities Act;
19. the purchaser agrees that neither the purchaser, nor any of its affiliates, nor any person acting on behalf of the purchaser or any of its affiliates, will make any "directed selling efforts" as defined in Regulation S under the U.S. Securities Act in the United States with respect to the Equity Shares or "general solicitation" or "general

advertising” (within the meaning of Rule 502(c) under the Securities Act), in the United States in connection with any offer or sale of the Equity Shares;

20. the purchaser understands that such Equity Shares (to the extent they are in certificated form), unless the Company determines otherwise in accordance with applicable law, will bear a legend substantially to the following effect:

**THIS SECURITY HAS NOT BEEN AND WILL NOT BE REGISTERED UNDER THE U.S. SECURITIES ACT OF 1933, AS AMENDED (THE “U.S. SECURITIES ACT”) OR WITH ANY SECURITIES REGULATORY AUTHORITY OF ANY STATE OR OTHER JURISDICTION OF THE UNITED STATES AND THE ISSUER HAS NOT BEEN REGISTERED UNDER THE U.S. INVESTMENT COMPANY ACT OF 1940, AS AMENDED (THE “U.S. INVESTMENT COMPANY ACT”). THIS SECURITY MAY NOT BE OFFERED, SOLD, PLEDGED OR OTHERWISE TRANSFERRED EXCEPT TO A PERSON OUTSIDE THE UNITED STATES AND NOT KNOWN BY THE TRANSFEROR TO BE A US PERSON BY PRE-ARRANGEMENT OR OTHERWISE IN AN “OFFSHORE TRANSACTION” COMPLYING WITH RULE 903 OR RULE 904 OF REGULATION S UNDER THE U.S. SECURITIES ACT, AND OTHERWISE IN A TRANSACTION EXEMPT FROM, OR NOT SUBJECT TO, THE REGISTRATION REQUIREMENTS OF THE U.S. SECURITIES ACT AND THE U.S. INVESTMENT COMPANY ACT.**

**THIS SECURITY IS NOT TRANSFERABLE EXCEPT IN ACCORDANCE WITH THE RESTRICTIONS DESCRIBED HEREIN. EACH TRANSFEROR OF THIS SECURITY AGREES TO PROVIDE NOTICE OF THE TRANSFER RESTRICTIONS SET FORTH HEREIN AND IN THE COMPANY’S OFFER DOCUMENTS TO THE TRANSFEREE AND TO ANY EXECUTING BROKER.**

21. the purchaser agrees, upon a proposed transfer of the Equity Shares, to notify any purchaser of such Equity Shares or the executing broker, as applicable, of any transfer restrictions that are applicable to the Equity Shares being sold and agrees not to act as a swap counterparty or other type of intermediary whereby any other party will acquire an economic interest or beneficial interest in the Equity Shares acquired or reoffer, resell, pledge or otherwise transfer the Equity Shares or any beneficial interest therein, to any person except to a person that meets all of the requirements above and who agrees not to subsequently transfer the Equity Shares or any beneficial interest therein except in accordance with these transfer restrictions;
22. the purchaser understands and acknowledges that (i) the Company will not recognize any offer, sale, pledge or other transfer of such Equity Shares made other than in compliance with the above-stated restrictions; (ii) any acquisition of a beneficial interest in the Equity Shares by any U.S. Person or any person within the United States who is required under these restrictions to be a QP but is not a QP at the time it acquires a beneficial interest in the Equity Shares, shall be null and void ab initio and will not be honored by the Company and in no event will the Company, its directors, officers, employees or agents, including any broker or dealer, have any liability whatsoever to the purchaser by reason of any act or failure to act by any person authorized by the Company in connection with the foregoing;
23. the purchaser understands and acknowledges that our Company may be considered a “covered fund” for purposes of the Volcker Rule. The definition of “covered fund” in the Volcker Rule includes , in part, any entity that would be an investment company under the U.S. Investment Company Act but for the exclusions provided under Section 3(c)(1) or 3(c)(7) thereunder. Because our Company relies on Section 3(c)(7) of the U.S. Investment Company Act for its exclusion from registration thereunder, it may be considered a “covered fund”. Accordingly, “banking entities” that are subject to the Volcker Rule may be prohibited under the Volcker Rule from, among other things, acquiring or retaining our Equity Shares, absent any applicable exclusion or exemption under the Volcker Rule. Each purchaser must make its own determination as to whether it is a “banking entity” subject to the Volcker Rule and, if applicable, the potential impact of the Volcker Rule on its ability to purchase or retain our Equity Shares;
24. the purchaser is knowledgeable, sophisticated and experienced in business and financial matters, fully understands the limitations on ownership and transfer and the restrictions on sales of the Equity Shares and is aware that there are substantial risks incidental to the purchase of the Equity Shares and is able to bear the economic risk of such purchase; and

25. the purchaser acknowledges that the Company, the Selling Shareholders, the JGC-BRLMs, the BRLMs, their respective affiliates and others will rely upon the truth and accuracy of the foregoing acknowledgements, representations and agreements and agrees that, if any of such acknowledgements, representations and agreements deemed to have been made by virtue of its purchase of such Equity Shares are no longer accurate, it will promptly notify the Company, and if it is acquiring any of such Equity Shares as a fiduciary or agent for one or more accounts, it represents that it has sole investment discretion with respect to each such account and that it has full power to make the foregoing acknowledgements, representations and agreements on behalf of such account.

***All Other Equity Shares Offered and Sold in this Offer***

Each purchaser that is a non-U.S. Person and acquiring the Equity Shares offered pursuant to this Offer outside the United States, by its acceptance of this Prospectus and of the Equity Shares offered pursuant to this Offer, will be deemed to have acknowledged, represented to and agreed with the Company, the Selling Shareholders, the JGC-BRLMs and the BRLMs that it has received a copy of this Prospectus and such other information as it deems necessary to make an informed investment decision and that:

1. the purchaser is authorized to consummate the purchase of the Equity Shares offered pursuant to this Offer in compliance with all applicable laws and regulations;
2. the purchaser acknowledges that the Equity Shares offered pursuant to this Offer have not been and will not be registered under the Securities Act or with any securities regulatory authority of any state of the United States and accordingly may not be offered or sold within the United States or to, or for the account or benefit of, U.S. Persons (not relying on Rule 902(k)(1)(viii)(B) or Rule 902(k)(2)(i), except pursuant to an exemption from, or in a transaction not subject to, the registration requirements of the U.S. Securities Act;
3. the purchaser is purchasing the Equity Shares offered pursuant to this Offer in an “offshore transaction” meeting the requirements of Rule 903 of Regulation S under the U.S. Securities Act;
4. the purchaser and the person, if any, for whose account or benefit the purchaser is acquiring the Equity Shares offered pursuant to this Offer, is a non-U.S. Person and was located outside the United States at each time (i) the offer for such Equity Shares was made to it and (ii) when the buy order for such Equity Shares was originated and continues to be a non-U.S. Person and located outside the United States and has not purchased such Equity Shares for the account or benefit of any U.S. Person or any person in the United States or entered into any arrangement for the transfer of such Equity Shares or any economic interest therein to any U.S. Person or any person in the United States;
5. the purchaser is not an affiliate of the Company or a person acting on behalf of an affiliate;
6. if, in the future, the purchaser decides to offer, resell, pledge or otherwise transfer such Equity Shares, or any economic interest therein, such Equity Shares or any economic interest therein may be offered, sold, pledged or otherwise transferred only outside the United States in an “offshore transaction” complying with Rule 903 or Rule 904 of Regulation S under the U.S. Securities Act to a person not known by the transferor to be a U.S. Person by pre-arrangement or otherwise (such permitted transactions including, for the avoidance of doubt, a bona fide sale on the BSE or the NSE) The purchaser understands that the transfer restrictions will remain in effect until the Company determines, in its sole discretion, to remove them, and confirms that the proposed transfer of the Equity Shares is not part of a plan or scheme to evade the registration requirements of the U.S. Securities Act or the U.S. Investment Company Act;
7. the purchaser agrees that neither the purchaser, nor any of its affiliates, nor any person acting on behalf of the purchaser or any of its affiliates, will make any “directed selling efforts” as defined in Regulation S under the U.S. Securities Act in the United States with respect to the Equity Shares;
8. the purchaser understands that such Equity Shares (to the extent they are in certificated form), unless the Company determine otherwise in accordance with applicable law, will bear a legend substantially to the following effect:

**THIS SECURITY HAS NOT BEEN AND WILL NOT BE REGISTERED UNDER THE U.S. SECURITIES ACT OF 1933, AS AMENDED (THE "U.S. SECURITIES ACT") OR WITH ANY SECURITIES REGULATORY AUTHORITY OF ANY STATE OR OTHER JURISDICTION OF**

**THE UNITED STATES AND THE ISSUER HAS NOT BEEN REGISTERED UNDER THE U.S. INVESTMENT COMPANY ACT OF 1940, AS AMENDED (THE "U.S. INVESTMENT COMPANY ACT"). THIS SECURITY MAY NOT BE OFFERED, SOLD, PLEDGED OR OTHERWISE TRANSFERRED EXCEPT TO A PERSON OUTSIDE THE UNITED STATES AND NOT KNOWN BY THE TRANSFEROR TO BE A US PERSON BY PRE- ARRANGEMENT OR OTHERWISE IN AN "OFFSHORE TRANSACTION" COMPLYING WITH RULE 903 OR RULE 904 OF REGULATIONS UNDER THE U.S. SECURITIES ACT AND OTHERWISE IN A TRANSACTION EXEMPT FROM, OR NOT SUBJECT TO, THE REGISTRATION REQUIREMENTS OF THE U.S. SECURITIES ACT AND THE U.S. INVESTMENT COMPANY ACT.**

**THIS SECURITY IS NOT TRANSFERABLE EXCEPT IN ACCORDANCE WITH THE RESTRICTIONS DESCRIBED HEREIN. EACH TRANSFEROR OF THIS SECURITY AGREES TO PROVIDE NOTICE OF THE TRANSFER RESTRICTIONS SET FORTH HEREIN AND IN THE COMPANY'S OFFER DOCUMENTS TO THE TRANSFEREE AND TO ANY EXECUTING BROKER.**

9. the purchaser agrees, upon a proposed transfer of the Equity Shares, to notify any purchaser of such Equity Shares or the executing broker, as applicable, of any transfer restrictions that are applicable to the Equity Shares being sold;
10. the purchaser understands and acknowledges that (i) the Company will not recognize any offer, sale, pledge or other transfer of such Equity Shares made other than in compliance with the above-stated restrictions; (ii) any acquisition of a beneficial interest in the Equity Shares by any U.S. Person or any person within the United States who is required under these restrictions to be a QP but is not a QP at the time it acquires a beneficial interest in the Equity Shares, shall be null and void ab initio and will not be honored by the Company and in no event will the Company, its directors, officers, employees or agents, including any broker or dealer, have any liability whatsoever to the purchaser by reason of any act or failure to act by any person authorized by the Company in connection with the foregoing;
11. the purchaser understands and acknowledges that our Company may be considered a "covered fund" for purposes of the Volcker Rule. The definition of "covered fund" in the Volcker Rule includes , in part, any entity that would be an investment company under the U.S. Investment Company Act but for the exclusions provided under Section 3(c)(1) or 3(c)(7) thereunder. Because our Company relies on Section 3(c)(7) of the U.S. Investment Company Act for its exclusion from registration thereunder, it may be considered a "covered fund". Accordingly, "banking entities" that are subject to the Volcker Rule may be prohibited under the Volcker Rule from, among other things, acquiring or retaining our Equity Shares, absent any applicable exclusion or exemption under the Volcker Rule. Each purchaser must make its own determination as to whether it is a "banking entity" subject to the Volcker Rule and, if applicable, the potential impact of the Volcker Rule on its ability to purchase or retain our Equity Shares; and
12. the purchaser acknowledges that the Company, the Selling Shareholders, the JGC-BRLMs, the BRLMs, their respective affiliates and others will rely upon the truth and accuracy of the foregoing acknowledgements, representations and agreements and agrees that, if any of such acknowledgements, representations and agreements deemed to have been made by virtue of its purchase of such Equity Shares are no longer accurate, it will promptly notify the Company, and if it is acquiring any of such Equity Shares as a fiduciary or agent for one or more accounts, it represents that it has sole investment discretion with respect to each such account and that it has full power to make the foregoing acknowledgements, representations and agreements on behalf of such account.

In relation to each Member State of the European Economic Area and the United Kingdom (each a "Relevant State"), no Equity Shares have been offered or will be offered pursuant to the Offer to the public in that Relevant State prior to the publication of a prospectus in relation to the Equity Shares which has been approved by the competent authority in that Relevant State or, where appropriate, approved in another Relevant State and notified to the competent authority in that Relevant State, all in accordance with the Prospectus Regulation), except that offers of Equity Shares may be made to the public in that Relevant State at any time under the following exemptions under the Prospectus Regulation:

- (a) to any legal entity which is a qualified investor as defined under the Prospectus Regulations;

- (b) to fewer than 150 natural or legal persons (other than qualified investors as defined under the Prospectus Regulation), subject to obtaining the prior consent of the JGC-BRLMs and the BRLMs for any such offer; or
- (c) in any other circumstances falling within Article 1(4) of the Prospectus Regulations,

provided that no such offer of Equity Shares shall require the Company, the Selling Shareholders or any JGC-BRLM or BRLM to publish a prospectus pursuant to Article 3 of the Prospectus Regulation or supplement a prospectus pursuant to Article 23 of the Prospectus Regulations.

For the purposes of this provision, the expression an “offer to the public” in relation to any Equity Shares in any Relevant State means the communication in any form and by any means of sufficient information on the terms of the offer and any Equity Shares to be offered so as to enable an investor to decide to purchase or subscribe for any Equity Shares, and the expression “Prospectus Regulation” means Regulation (EU) 2017/1129.

The Company, the Selling Shareholders, the JGC-BRLMs, the BRLMs and their affiliates, and others will rely upon the truth and accuracy of the foregoing representation, acknowledgement and agreement. Bidders are advised to ensure that any Bid from them does not exceed the investment limits or maximum number of Equity Shares that can be held by them under applicable law.

Further, each Bidder where required must agree in the Allotment Advice that such Bidder will not sell or transfer any Equity Shares or any economic interest therein, including any off-shore derivative instruments, such as participatory notes, issued against the Equity Shares or any similar security, other than pursuant to an exemption from, or in a transaction not subject to, the registration requirements of the U.S. Securities Act.

#### **ERISA considerations**

The following is a summary of certain considerations associated with the purchase and holding of Equity Shares by Benefit Plan Investors. A “Benefit Plan Investor” is (1) an “employee benefit plan” (as defined in Section 3(3) of the United States Employee Retirement Income Security Act, as amended (“ERISA”)) that is subject to Title I of ERISA, (2) a plan, individual retirement account, “Keogh” plan or other arrangement subject to Section 4975 of the United States Internal Revenue Code of 1986, as amended (the “Code”), or provisions under any United States federal, state or local laws, or non-U.S. or other laws or regulations that are similar to such provisions of the Code or ERISA, (3) an entity whose underlying assets are considered to include “plan assets” by reason of a plan’s investment in such entity (including but not limited to an insurance company general account) (each of (1), (2) and (3), a “Plan”), and (4) any entity that otherwise constitutes a “benefit plan investor” within the meaning of the regulations promulgated under ERISA by the U.S. Department of Labor (the “DOL”), as modified by Section 3(42) of ERISA (the “DOL Plan Asset Regulations”).

The following is merely a summary, however, and should not be construed as legal advice or as complete in all relevant respects. All investors are urged to consult their own legal advisors before investing assets of a Plan in Equity Shares and to make their own independent decision.

#### ***General Fiduciary Matters***

ERISA and the Code impose certain duties on persons who are fiduciaries of a Plan subject to Title I of ERISA or Section 4975 of the Code and prohibit certain transactions involving the assets of a Plan and its fiduciaries or other interested parties. Under ERISA and the Code, any person who exercises any discretionary authority or control over the administration of such a Plan or the management or disposition of the assets of such a Plan, or who renders investment advice for a fee or other compensation to such a Plan, is generally considered to be a fiduciary of the Plan.

In considering an investment in Equity Shares with a portion of the assets of any Plan, a fiduciary should determine whether the investment is in accordance with the documents and instruments governing the Plan and the applicable provisions of ERISA, the Code or any similar law relating to a fiduciary’s duties to the Plan including, without limitation, the prudence, diversification, delegation of control and prohibited transaction provisions of ERISA, the Code and any other applicable United States federal, state or local laws, or non-U.S. or other laws or regulations that are similar to the Code or ERISA (collectively, “Similar Laws”).

#### ***Prohibited Transaction Considerations***



Section 406 of ERISA and Section 4975 of the Code prohibit Plans from engaging in specified transactions involving plan assets with persons or entities who are “parties in interest,” within the meaning of Section 406 of ERISA, or “disqualified persons,” within the meaning of Section 4975 of the Code, unless an exemption is available. A party in interest or disqualified person who engages in a non-exempt prohibited transaction may be subject to excise taxes and other penalties and liabilities under ERISA and the Code and may result in the disqualification of an individual retirement account. In addition, the fiduciary of the Plan that engages in such a non-exempt prohibited transaction may be subject to penalties and liabilities under ERISA and/or the Code. Regardless of whether or not the underlying assets of our Company (if any) are deemed to include “plan assets,” as described below, the acquisition and/or holding of Equity Shares by a Plan with respect to which our Company or an underwriter is considered a party in interest or a disqualified person may constitute or result in a direct or indirect prohibited transaction under Section 406 of ERISA and/or Section 4975 of the Code, unless the investment is acquired and is held in accordance with an applicable statutory, class or individual prohibited transaction exemption. In this regard, the DOL has issued prohibited transaction class exemptions, or PTCEs, that may apply to the acquisition and holding of Equity Shares. These class exemptions include, without limitation, PTCE 84-14 respecting transactions determined by independent qualified professional asset managers, PTCE 90-1 respecting insurance company pooled separate accounts, PTCE 91-38 respecting bank collective investment funds, PTCE 95-60 respecting life insurance company general accounts and PTCE 96-23 respecting transactions determined by in-house asset managers. In addition, Section 408(b)(17) of ERISA and Section 4975(d)(20) of the Code provide an exemption from the prohibited transaction provisions of Section 406 of ERISA and Section 4975 of the Code for certain transactions, provided that neither the issuer of the securities nor any of its affiliates (directly or indirectly) have or exercise any discretionary authority or control or render any investment advice with respect to the assets of any Plan involved in the transaction and provided further that the Plan receives no less, and pays no more, than adequate consideration in connection with the transaction. There can be no assurance that all of the conditions of any such exemptions will be satisfied or that any such exemptions will be available with respect to investments in interests in any Equity Shares.

#### ***Plan Asset Considerations***

The DOL Plan Asset Regulations generally provide that when a Plan acquires an equity interest in an entity that is not (1) a “publicly-offered security,” (2) a security issued by an investment company registered under the Investment Company Act, or (3) an “operating company,” the Plan’s assets are deemed to include both the equity interest and an undivided interest in each of the underlying assets of the entity unless it is established that the equity participation in the entity by Benefit Plan Investors is not “significant” (the “Insignificant Participation Test”).

For purposes of the DOL Plan Asset Regulations, an “operating company” is an entity that is primarily engaged, directly or through a majority-owned subsidiary or subsidiaries, in the production or sale of a product or service, other than the investment of capital. It is anticipated that our Company will qualify as an operating company within the meaning of the DOL Plan Asset Regulations, although no assurance can be given in this regard.

For purposes of the Insignificant Participation Test, the DOL Plan Asset Regulations provide that equity participation in an entity by Benefit Plan Investors is not significant if, immediately after the most recent acquisition of an equity interest in the entity, the Benefit Plan Investors’ aggregate interest is less than 25% of the value of each class of equity interests in the entity, disregarding, for purposes of such determination, any interests held by any person that has discretionary authority or control with respect to the assets of our Company or who provides investment advice for a fee with respect to the assets of our Company or an affiliate of our Company (each, a “Controlling Person”) other than Benefit Plan Investors. Following this offering, it is possible that Benefit Plan Investors will hold and will continue to hold, less than 25% of the value of each class of equity interests of our Company, disregarding, for purposes of such determination, any interests held by any Controlling Person other than Benefit Plan Investors and, as such, that our Company may rely on the Insignificant Participation Test; however, we cannot be certain or make any assurance that this will be the case.

#### ***Plan Asset Consequences***

If assets of our Company were deemed to constitute “plan assets” pursuant to the DOL Plan Asset Regulations, the operation and administration of our Company would become subject to the requirements of ERISA, including the fiduciary duty rules and the “prohibited transaction” prohibitions of ERISA, as well as the “prohibited transaction” prohibitions contained in the Code. If our Company becomes subject to these regulations, unless appropriate administrative exemptions are available (and there can be no assurance that they would be), our Company could, among other things, be restricted from entering into otherwise favorable transactions, and certain

transactions entered into by our Company in the ordinary course of business could constitute non-exempt prohibited transactions and/or breaches of applicable fiduciary duties under ERISA and/or the Code, which could, in turn, result in potentially substantial excise taxes and other penalties and liabilities under ERISA and the Code.

### **Representation**

Because of the foregoing, Equity Shares should not be acquired or held by any Benefit Plan Investor or any other person investing “plan assets” of any Plan, unless such acquisition and holding will not constitute a non-exempt prohibited transaction under ERISA and the Code and will not constitute a similar violation of any applicable Similar Law.

Any purchaser or subsequent transferee, including, without limitation, any fiduciary purchasing on behalf of a Plan, a Benefit Plan Investor, or a governmental, church or non-U.S. plan which is subject to Similar Laws will be deemed to have represented and warranted, in its corporate and fiduciary capacity, that if the purchaser or subsequent transferee is a Benefit Plan Investor, none of our Company or the underwriters or any of their respective affiliates, has acted as the Plan’s fiduciary (within the meaning of ERISA or the Code), or has been relied upon for any advice, with respect to the purchaser or transferee’s decision to acquire and hold Equity Shares, and shall not at any time be relied upon as the ERISA Plan’s fiduciary with respect to any decision to acquire, continue to hold or transfer Equity Shares.

The foregoing discussion is general in nature, is not intended to be all-inclusive. Such discussion should not be construed as legal advice. Due to the complexity of these rules and the penalties that may be imposed upon persons involved in non-exempt prohibited transactions, it is particularly important that fiduciaries, or other persons considering investing in Equity Shares on behalf of, or with the assets of, any Plan consult with counsel regarding the potential applicability of ERISA, Section 4975 of the Code and Similar Laws to such investment and whether an exemption would be applicable to the acquisition and/or holding of Equity Shares.

### **Disclaimer clause of BSE**

As required, a copy of the Draft Red Herring Prospectus was submitted to BSE. The disclaimer clause as intimated by the BSE to us is as set forth below:

**“BSE Limited (“the Exchange”) has given vide its letter dated August 3, 2021 permission to this Company to use the Exchange’s name in this offer document as one of the stock exchanges on which this company’s securities are proposed to be listed. The Exchange has scrutinized this offer document for its limited internal purpose of deciding on the matter of granting the aforesaid permission to this Company. The Exchange does not in any manner: -**

- a) warrant, certify or endorse the correctness or completeness of any of the contents of this offer document; or**
- b) warrant that this Company’s securities will be listed or will continue to be listed on the Exchange; or**
- c) take any responsibility for the financial or other soundness of this Company, its promoters, its management or any scheme or project of this Company;**

**and it should not for any reason be deemed or construed that this offer document has been cleared or approved by the Exchange. Every person who desires to apply for or otherwise acquires any securities of this Company may do so pursuant to independent inquiry, investigation and analysis and shall not have any claim against the Exchange whatsoever by reason of any loss which may be suffered by such person consequent to or in connection with such subscription/acquisition whether by reason of anything stated or omitted to be stated herein or for any other reason whatsoever.”**

### **Disclaimer clause of NSE**

As required, a copy of the Draft Red Herring Prospectus was submitted to NSE. The disclaimer clause as intimated by the NSE to us is as set forth below:

**“As required, a copy of this Offer Document has been submitted to National Stock Exchange of India Limited (hereinafter referred to as NSE). NSE has given vide its letter Ref.: NSE/LIST/1107 dated July 29, 2021 permission to the Issuer to use the Exchange’s name in this Offer Document as one of the Stock Exchanges on which this Issuer’s securities are proposed to be listed. The Exchange has scrutinized this**

**draft offer document for its limited internal purpose of deciding on the matter of granting the aforesaid permission to this Issuer. It is to be distinctly understood that the aforesaid permission given by NSE should not in any way be deemed or construed that the offer document has been cleared or approved by NSE; nor does it in any manner warrant, certify or endorse the correctness or completeness of any of the contents of this offer document; nor does it warrant that this Issuer's securities will be listed or will continue to be listed on the Exchange; nor does it take any responsibility for the financial or other soundness of this Issuer, its promoters, its management or any scheme or project of this Issuer.**

**Every person who desires to apply for or otherwise acquire any securities of this Issuer may do so pursuant to independent inquiry, investigation and analysis and shall not have any claim against the Exchange whatsoever by reason of any loss which may be suffered by such person consequent to or in connection with such subscription /acquisition whether by reason of anything stated or omitted to be stated herein or any other reason whatsoever."**

### **Listing**

The Equity Shares issued through the Red Herring Prospectus and this Prospectus are proposed to be listed on BSE and NSE. Applications will be made to the Stock Exchanges for permission to deal in and for listing and trading of the Equity Shares. BSE Limited will be the Designated Stock Exchange with which the Basis of Allotment will be finalised.

If the permission to deal in and for an official quotation of the Equity Shares is not granted by the Stock Exchanges, our Company shall forthwith repay, without interest, all monies received from the applicants in pursuance of this Prospectus in accordance with applicable law. Our Company shall ensure that all steps for the completion of the necessary formalities for listing and commencement of trading of Equity Shares at the Stock Exchanges are taken within six Working Days of the Bid/Offer Closing Date or such other period as may be prescribed by the SEBI. If our Company does not allot Equity Shares pursuant to the Offer within six Working Days from the Bid/Offer Closing Date or within such timeline as prescribed by the SEBI, it shall repay without interest all monies received from Bidders, failing which interest shall be due to be paid to the Bidders at the rate of 15% per annum for the delayed period. For the avoidance of doubt, all refunds made, interest borne, and expenses incurred (with regard to delayed payment of refunds), by the Company on behalf of any of the Selling Shareholders (if any) to the extent of the Equity Shares offered by such Selling Shareholder in the Offer, will be adjusted or reimbursed by such Selling Shareholder (severally and not jointly) to the Company, in accordance with Applicable Law, provided that none of the Selling Shareholders shall be liable or responsible to pay any interest or expenses unless such delay is caused solely by, and is directly attributable to, an act or omission of such Selling Shareholder.

### **Consents**

Consents in writing of each the Selling Shareholders, our Directors, our Company Secretary and Compliance Officer, legal counsels, the JGC-BRLMs, the BRLMs, the Registrar to the Offer, the industry report provider, independent chartered accountant have been obtained; and consents in writing of the Syndicate Member, Monitoring Agency, the bankers to our Offer to act in their respective capacities, will be obtained. Such consents shall not be withdrawn up to the time of delivery of the Prospectus for filing with the RoC.

### **Experts to the Offer**

Except as stated below, our Company has not obtained any expert opinions:

Our Company has received written consent dated November 11, 2021 from Price Waterhouse Chartered Accountants LLP, to include their name as required under section 26 (5) of the Companies Act, 2013 read with SEBI ICDR Regulations, in this Prospectus and as an "expert" as defined under section 2(38) of the Companies Act, 2013 to the extent and in their capacity as our Statutory Auditors, and in respect of their examination report, dated October 24, 2021 on our Restated Financial Statements in this Prospectus and such consent has not been withdrawn as on the date of this Prospectus. However, the term "expert" shall not be construed to mean an "expert" as defined under the U.S. Securities Act, as amended.

### **Capital issue during the previous three years by our Company Subsidiaries/ Group Companies/ Associates**

Except as disclosed in "*Capital Structure – Notes to Capital Structure*" on page 102, our Company, our Subsidiaries, Group Companies and associates have not made any capital issues during the previous three years.

### **Particulars regarding public or rights issues during the last five years**

There have been no public issues, including any rights issues undertaken by our Company during the five years preceding the date of this Prospectus.

### Performance vis-à-vis Objects – Public/ rights issue of our Company

Our Company has not undertaken any public issues, including any rights issues in the five years preceding the date of this Prospectus.

### Performance vis-à-vis Objects – Public/ rights issue of the listed Subsidiaries of our Company

None of our Subsidiaries are listed on any stock exchange.

### Stock Market Data of the Equity Shares

This being the initial public offering of the Equity Shares of our Company, the Equity Shares are not listed on any stock exchange as on the date of this Prospectus, and accordingly, no stock market data is available for the Equity Shares.

### Commission or brokerage on previous issues in last five years

Since this is the initial public offering of the Equity Shares of our Company, no sum has been paid or has been payable as commission or brokerage for subscribing to or procuring or agreeing to procure public subscription for any of our Equity Shares in the five years preceding the date of this Prospectus.

### Price information of past issues handled by the JGC-BRLMs and BRLMs

#### (i) Morgan Stanley India Company Private Limited

- Price information of past issues handled by Morgan Stanley India Company Private Limited

Serial Number	Issue Name	Issue Size <sup>1</sup> (` Mn.)	Issue Price (`)	Listing Date	Opening Price on Listing Date	% Change in closing price, (% change in closing benchmark <sup>2</sup> ) - 30th calendar day from listing <sup>(3) (4) (5)</sup>	% Change in closing price, (% change in closing benchmark <sup>2</sup> ) - 90th calendar day from listing <sup>(3) (4) (5)</sup>	% Change in closing price, (% change in closing benchmark <sup>2</sup> ) - 180th calendar day from listing <sup>(3) (4) (5)</sup>
1.	Zomato Limited	93,750	76	July 23, 2021	116.00	+ 67.4% [ + 4.2% ]	+ 81.4% [ + 15.4% ]	NA
2.	FSN E-Commerce Ventures Limited	53,497	1,125	November 10, 2021	2,018.00	NA	NA	NA

Source: www.nseindia.com; for price information and prospectus/ basis of allotment for issue details.

Notes:

- Issue Size is as per the prospectus filed with SEBI with the figures rounded off to the nearest decimal point
- Benchmark index considered is NIFTY50
- If the 30th/90th/180th day falls on a trading holiday then pricing information on the immediate next trading day has been considered
- Pricing Performance for the company is calculated as per the final offer price
- Pricing Performance for the benchmark index is calculated as per the close on the day prior to the listing date

- Summary statement of price information of past issues handled by Morgan Stanley India Company Private Limited

FY	Total no. of IPOs	Total amount of funds raised (` Mn.)	No. of IPOs trading at discount - 30 <sup>th</sup> calendar days from listing			No. of IPOs trading at premium - 30 <sup>th</sup> calendar days from listing			No. of IPOs trading at discount - 180 <sup>th</sup> calendar days from listing			No. of IPOs trading at premium - 180 <sup>th</sup> calendar days from listing		
			Over 50%	Between 25-50%	Less than 25%	Over 50%	Between 25-50%	Less than 25%	Over 50%	Between 25-50%	Less than 25%	Over 50%	Between 25-50%	Less than 25%
2021-22	2	147,247	-	-	-	1	-	-	-	-	-	-	-	-
2020-21	-	-	-	-	-	-	-	-	-	-	-	-	-	-
2019-20	-	-	-	-	-	-	-	-	-	-	-	-	-	-

Source: www.nseindia.com

#### (ii) Goldman Sachs (India) Securities Private Limited

- Price information of past issues handled by Goldman Sachs (India) Securities Private Limited

Serial Number	Issue Name	Issue Size (' Mn.)	Issue Price (₹)	Listing Date	Opening Price on Listing Date	% Change in closing price, (% change in closing benchmark <sup>2</sup> ) - 30th calendar day from listing	% Change in closing price, (% change in closing benchmark) - 90th calendar day from listing	% Change in closing price, (% change in closing benchmark <sup>2</sup> ) - 180th calendar day from listing
1.	Metropolis Healthcare Limited	12,042.88	880	April 15, 2019	958.00	+3.75% / [-4.01]%	21.39% / [1.18]%	+45.93% / [-3.30]%
2.	Glenmark Life Sciences Limited	15,136.00	720	August 6, 2021	751.10	-6.06% / [7.34]%	-12.38% / [10.23]%	NA

- Summary statement of price information of past issues handled by Goldman Sachs (India) Securities Private Limited

FY	Total no. of IPOs	Total amount of funds raised (₹ Mn.)	No. of IPOs trading at discount - 30 <sup>th</sup> calendar days from listing			No. of IPOs trading at premium - 30 <sup>th</sup> calendar days from listing			No. of IPOs trading at discount - 180 <sup>th</sup> calendar days from listing			No. of IPOs trading at premium - 180 <sup>th</sup> calendar days from listing		
			Over 50%	Between 25-50%	Less than 25%	Over 50%	Between 25-50%	Less than 25%	Over 50%	Between 25-50%	Less than 25%	Over 50%	Between 25-50%	Less than 25%
2021-2022	1	15,136.00	-	-	1	-	-	-	-	-	-	-	-	
2020-2021	-	-	-	-	-	-	-	-	-	-	-	-	-	
2019-2020	1	12,042.88	-	-	-	-	-	1	-	-	-	-	1	

(iii) **Axis Capital Limited**

- Price information of past issues handled by Axis Capital Limited

Sr. No.	Issue Name	Issue Size (Rs. million.)	Issue Price (₹.)	Listing Date	Opening Price on Listing Date	+/- % change in closing price, [+/- % change in closing benchmark]- 30 <sup>th</sup> calendar days from listing	+/- % change in closing price, [+/- % change in closing benchmark]- 90 <sup>th</sup> calendar days from listing	+/- % change in closing price, [+/- % change in closing benchmark]- 180 <sup>th</sup> calendar days from listing
1	Aditya Birla Sun Life AMC Limited	27,682.56	712.00	11-Oct-21	715.00	-11.36%, [+0.55%]	-	-
2	Ami Organics Limited	5,696.36	610.00	14-Sep-21	910.00	+117.07%, [+4.50%]	-	-
3	Chemplast Sanmar Limited	38,500.00	541.00	24-Aug-21	550.00	+2.06%, [+5.55%]	-	-
4	Nuvoco Vistas Corporation Limited	50,000.00	570.00	23-Aug-21	485.00	-5.91%, [+6.46%]	-	-
5	Cartrade Tech Limited	29,985.13	1,618.00	20-Aug-21	1,599.80	-10.31%, [+6.90%]	-	-
6	Clean Science And Technology Limited	15,466.22	900.00	19-Jul-21	1,755.00	+66.33%, [+5.47%]	+138.53%, [+16.42%]	-
7	India Pesticides Limited	8,000.00	296.00	5-Jul-21	350.00	+12.64%, [+1.87%]	+4.26%, [+10.72%]	-
8	Krishna Institute Of Medical Sciences Limited <sup>1</sup>	21,437.44	825.00	28-Jun-21	1,009.00	+48.10%, [-0.43%]	+48.35%, [+12.89%]	-
9	Dodla Dairy Limited	5,201.77	428.00	28-Jun-21	550.00	+44.94%, [-0.43%]	+40.02%, [+12.89%]	-
10	Shyam Metalics And Energy Limited <sup>2</sup>	9,085.50	306.00	24-Jun-21	380.00	+40.95%, [+0.42%]	+22.65%, [+11.22%]	-

Source: [www.nseindia.com](http://www.nseindia.com)

@ Offer Price was Rs. 291.00 per equity share to Eligible Employees

! Offer Price was Rs. 785.00 per equity share to Eligible Employees

Notes:

- Issue Size derived from Prospectus/final post issue reports, as available.
- The CNX NIFTY is considered as the Benchmark Index.
- Price on NSE is considered for all of the above calculations.
- In case 30th/90th/180th day is not a trading day, closing price on NSE of the previous trading day has been considered.
- Since 30 calendar days, 90 calendar days and 180 calendar days, as applicable, from listing date has not elapsed for few of the above issues, data for same is not available.

- Summary statement of price information of past issues handled by Axis Capital Limited

Financial Year	Total no. of IPOs	Total amount of funds raised (Rs. million.)	No. of IPOs trading at discount - 30 <sup>th</sup> calendar days from listing			No. of IPOs trading at premium - 30 <sup>th</sup> calendar days from listing			No. of IPOs trading at discount - 180 <sup>th</sup> calendar days from listing			No. of IPOs trading at premium - 180 <sup>th</sup> calendar days from listing		
			Over 50%	Between 25-50%	Less than 25%	Over 50%	Between 25-50%	Less than 25%	Over 50%	Between 25-50%	Less than 25%	Over 50%	Between 25-50%	Less than 25%
2021-2022*	12	240,583.72	-	-	3	2	4	3	-	-	-	2	-	-
2020-2021	11	93,028.90	-	-	6	2	1	2	-	1	1	4	3	2
2019-2020	5	161,776.03	-	1	2	-	-	2	1	1	-	-	-	3

\* The information is as on the date of the document

The information for each of the financial years is based on issues listed during such financial year.

Note: Since 30 calendar days and 180 calendar days, as applicable, from listing date has not elapsed for few of the above issues, data for same is not available.

#### (iv) ICICI Securities Limited

- Price information of past issues handled by ICICI Securities Limited

Sr. No.	Issue Name	Issue Size (Rs. million.)	Issue Price (Rs.)	Listing Date	Opening Price on Listing Date	+/- % change in closing price, [+/- % change in closing benchmark]- 30 <sup>th</sup> calendar days from listing	+/- % change in closing price, [+/- % change in closing benchmark]- 90 <sup>th</sup> calendar days from listing	+/- % change in closing price, [+/- % change in closing benchmark]- 180 <sup>th</sup> calendar days from listing
1	Dodla Dairy Limited	5,201.77	428.00	28-Jun-21	550.00	+44.94%, [-0.43%]	+40.02%, [+12.89%]	NA*
2	G R Infraprojects Limited	9,623.34	837.00 <sup>(1)</sup>	19-Jul-21	1,715.85	+90.82%, [+5.47%]	+138.85%, [+16.42%]	NA*
3	Tatva Chintan Pharma Chem Limited	5,000.00	1,083.00	29-Jul-21	2,111.85	+92.54%, [+5.87%]	+136.37%, [+15.78%]	NA*
4	Nuvoco Vistas Corporation Limited	50,000.00	570.00	23-Aug-21	485.00	-5.91%, [+6.46%]	NA*	NA*
5	Chemplast Sanmar Limited	38,500.00	541.00	24-Aug-21	550.00	+2.06%, [+5.55%]	NA*	NA*
6	Aptus Value Housing Finance India Limited	27,800.52	353.00	24-Aug-21	333.00	-2.82%, [+5.55%]	NA*	NA*
7	Vijaya Diagnostic Centre Limited	18,944.31	531.00 <sup>(2)</sup>	14-Sept-21	540.00	+5.41%, [+4.50%]	NA*	NA*
8	Sansera Engineering Limited	12,825.20	744.00 <sup>(3)</sup>	24-Sept-21	811.50	+0.35%, [+1.47%]	NA*	NA*
9	Aditya Birla Sun Life AMC Limited	27,682.56	712.00	11-Oct-21	715.00	-11.36%, [+0.55%]	NA*	NA*
10	FSN E-Commerce Ventures Limited	53,497.24	1,125.00 <sup>(4)</sup>	10-Nov-21	2,018.00	NA*	NA*	NA*

\*Data not available

- (1) Discount of Rs. 42 per equity share offered to eligible employees. All calculations are based on Issue Price of Rs. 837.00 per equity share.
- (2) Discount of Rs. 52 per equity share offered to eligible employees. All calculations are based on Issue Price of Rs. 531.00 per equity share.
- (3) Discount of Rs. 36 per equity share offered to eligible employees. All calculations are based on Issue Price of Rs. 744.00 per equity share.
- (4) Discount of Rs. 100 per equity share offered to eligible employees. All calculations are based on Issue Price of Rs. 1,125.00 per equity share

- Summary statement of price information of past issues handled by ICICI Securities Limited

Financial Year	Total no. of IPOs	Total amount of funds raised (Rs. million.)	No. of IPOs trading at discount - 30 <sup>th</sup> calendar days from listing			No. of IPOs trading at premium - 30 <sup>th</sup> calendar days from listing			No. of IPOs trading at discount - 180 <sup>th</sup> calendar days from listing			No. of IPOs trading at premium - 180 <sup>th</sup> calendar days from listing		
			Over 50%	Between 25-50%	Less than 25%	Over 50%	Between 25-50%	Less than 25%	Over 50%	Between 25-50%	Less than 25%	Over 50%	Between 25-50%	Less than 25%
2021-22*	12	2,83,162.91	-	-	3	2	3	3	-	-	-	1	-	-
2020-21	14	1,74,546.09	-	-	5	5	2	2	-	1	3	5	3	2
2019-20	4	49,850.66	-	-	2	-	1	1	1	-	-	2	-	1

\*This data covers issues up to YTD

Notes:

- All data sourced from [www.nseindia.com](http://www.nseindia.com), except for Computer Age Management Services Limited for which the data is sourced from [www.bseindia.com](http://www.bseindia.com)
- Benchmark index considered is NIFTY
- 30<sup>th</sup>, 90<sup>th</sup>, 180<sup>th</sup> calendar day from listed day have been taken as listing day plus 29, 89 and 179 calendar days, except wherever 30<sup>th</sup>, 90<sup>th</sup>, 180<sup>th</sup> calendar day is a holiday, in which case we have considered the closing data of the previous trading day

#### (v) J.P. Morgan India Private Limited

- Price information of past issues handled by J.P. Morgan India Private Limited

Sr. No.	Issue Name	Issue Size (Rs. million.)	Issue Price (Rs.)	Listing Date	Opening Price on Listing Date	+/- % change in closing price, [+/- % change in closing benchmark]- 30 <sup>th</sup> calendar days from listing	+/- % change in closing price, [+/- % change in closing benchmark]- 90 <sup>th</sup> calendar days from listing	+/- % change in closing price, [+/- % change in closing benchmark]- 180 <sup>th</sup> calendar days from listing
1	Nuvoco Vistas Corporation Limited	50,000	570	August 23, 2021	485.00	(5.9%), [+6.5%]	NA	NA
2	Sona BLW Precision Forgings Limited	55,500	291	June 24, 2021	301.00	+45.4%, [+0.4]	93.4%, [+11.2%]	NA
3	Macrotech Developers Limited	25,000	486	April 19, 2021	436.00	+30.2%, [+5.2%]	+75.4 [10.9%]	+146.3% [+27.7%]

Source: SEBI, Source: www.nseindia.com

- Price on NSE is considered for all of the above calculation
- In case 30th/90th/180th day is not a trading day, closing price on NSE of the previous trading day has been considered.
- Closing price of 30th, 90th, 180th calendar day from listing day has been taken as listing day plus 29, 89 and 179 calendar days respectively
- Pricing Performance for the company is calculated as per the final offer price
- Pricing Performance for the benchmark index is calculated as per the close on the day prior to the listing date
- Benchmark index considered is NIFTY 50
- Issue size as per the basis of allotment

- Summary statement of price information of past issues handled by J.P. Morgan India Private Limited

Financial Year	Total no. of IPOs	Total amount of funds raised (Rs. million.)	No. of IPOs trading at discount - 30 <sup>th</sup> calendar days from listing			No. of IPOs trading at premium - 30 <sup>th</sup> calendar days from listing			No. of IPOs trading at discount - 180 <sup>th</sup> calendar days from listing			No. of IPOs trading at premium - 180 <sup>th</sup> calendar days from listing		
			Over 50 %	Between 25-50%	Less than 25%	Over 50 %	Between 25-50%	Less than 25%	Over 50%	Between 25-50%	Less than 25%	Over 50%	Between 25-50%	Less than 25%
2021-2022	3	1,30,500	NA	NA	1	NA	2	NA	NA	NA	NA	1	NA	NA
2020-21	-	-	-	-	-	-	-	-	-	-	-	-	-	-
2019-20	-	-	-	-	-	-	-	-	-	-	-	-	-	-

Note: In the event that any day falls on a holiday, the price/ index of the previous trading day has been considered. The information for each of the financial years is based on issues listed during such financial year.

(vi) **Citigroup Global Markets India Private Limited**

- Price information of past issues handled by Citigroup Global Markets India Private Limited

Sr. No.	Issue Name	Issue Size (Rs. million.)	Issue Price (Rs.)	Listing Date	Opening Price on Listing Date	+/- % change in closing price, [+/- % change in closing benchmark]- 30 <sup>th</sup> calendar days from listing	+/- % change in closing price, [+/- % change in closing benchmark]- 90 <sup>th</sup> calendar days from listing	+/- % change in closing price, [+/- % change in closing benchmark]- 180 <sup>th</sup> calendar days from listing
1	FSN E-Commerce Ventures Limited	53,497.24	1,125	November 10, 2021	2,018.00	NA	NA	NA
2	Aditya Birla Sun Life AMC Limited	27,682.56	712.00	October 11, 2021	715.00	-11.36% [+0.55%]	NA	NA
3	Aptus Value Housing Finance India Limited	27,800.52	353.00	August 24, 2021	333.00	-2.82% [5.55%]	NA	NA
4	Cartrade Tech Limited	29,985.13	1,618.00	August 20, 2021	1,599.80	-10.31% [+6.90%]	NA	NA
5	Zomato Limited	93,750.00	76.00	July 23, 2021	116.00	+83.29% [+3.75%]	+81.45% [+15.20%]	NA
6	Kalyan Jewellers India Limited	11,748.16	87.00	March 26, 2021	73.95	-24.60% [-1.14%]	-7.07% [+8.13%]	-21.95% [+19.92%]
7	Gland Pharma Limited	64,795.45	1,500.00	November 20, 2020	1,710.00	+48.43% [+7.01%]	+57.27% [+18.27%]	+104.17% [+17.49%]
8	UTI Asset Management Company Limited	21,598.84	554.00	October 12, 2020	500.00	-10.43% [+5.87%]	-0.60% [20.25%]	+5.81% [+24.34%]
9	Polycab India Limited	13,452.60	538.00	April 16, 2019	633.00	+15.36% [-5.35%]	+14.70% [-1.99%]	+23.76% [-4.09%]

Source: www.nseindia.com

Notes:

- Nifty is considered as the benchmark index.
- % of change in closing price on 30th / 90th / 180th calendar day from listing day is calculated vs. Issue Price. % change in closing benchmark index is calculated based on closing index on listing day vs. closing index on 30th / 90th / 180th calendar day from listing day.
- 30th, 90th, 180th calendar day from listed day have been taken as listing day plus 29, 89 and 179 calendar days, except wherever 30th, 90th, 180th calendar day is a holiday, in which case closing price on NSE of a trading day immediately prior to the 30th / 90th / 180th day, is considered.

- Summary statement of price information of past issues handled by Citigroup Global Markets India Private Limited

Financial Year	Total no. of IPOs	Total amount of funds raised (Rs. million.)	No. of IPOs trading at discount - 30 <sup>th</sup> calendar days from listing			No. of IPOs trading at premium - 30 <sup>th</sup> calendar days from listing			No. of IPOs trading at discount - 180 <sup>th</sup> calendar days from listing			No. of IPOs trading at premium - 180 <sup>th</sup> calendar days from listing		
			Over 50%	Between 25-50%	Less than 25%	Over 50%	Between 25-50%	Less than 25%	Over 50%	Between 25-50%	Less than 25%	Over 50%	Between 25-50%	Less than 25%
2021-22	5	2,32,715.45	-	-	3	1	-	-	-	-	-	-	-	-
2020-21	3	98,142.45	-	-	2	-	1	-	-	-	1	1	-	1
2019-20	1	13,452.6	-	-	-	-	-	1	-	-	-	-	-	1

Source: [www.nseindia.com](http://www.nseindia.com)

Notes:

(1) The information is as on the date of the document.

(2) The information for each of the financial years is based on issues listed during such financial year.

(3) Since 30 calendar days and 180 calendar days, as applicable, from listing date has not elapsed for few of the above issues, data for same is not available.

#### (vii) **HDFC Bank Limited**

- Price information of past issues handled by HDFC Bank Limited

Sr. No.	Offer Name	Offer Size (in Mn)	Offer price (₹)	Listing Date	Opening Price on Listing Date	+/- % change in closing price, [+/- % change in closing benchmark]- 30th calendar days from listing	+/- % change in closing price, [+/- % change in closing benchmark]- 90th calendar days from listing	+/- % change in closing price, [+/- % change in closing benchmark]- 180th calendar days from listing
1.	Aditya Birla Sun Life AMC Limited	27,682.56	712	October 11, 2021	715.00	-11.36% [+0.55%]	-	-
2.	Chemplast Sanmar Limited	38,500.00	541	August 24, 2021	550.00	+2.06% [+5.55%]	-	-
3.	G R Infraprojects Limited	9,623.34	837	July 19, 2021	1,715.85	+90.82% [+5.47%]	+138.85% [+16.42]	-
4.	Computer Age Management Services Ltd	22,421.05	1,230	October 01, 2020	1,518.00	+5.52% [+2.37%]	+49.52% [+23.04%]	+43.67% [+26.65%]
5.	Metropolis Healthcare Limited	12,042.88	880	April 15, 2019	958.00	+3.75% [-4.01%]	+21.39% [-1.18%]	+45.93% [-3.30%]

Source: [www.nseindia.com](http://www.nseindia.com) and [www.bseindia.com](http://www.bseindia.com) for price information and prospectus for offer details

Notes:

1. Nifty is considered as the benchmark index except for Computer Age Management Services Limited where SENSEX is considered as benchmark index
2. 30th calendar day has been taken as listing date plus 29 calendar days; 90th calendar day has been taken as listing date plus 89 calendar days; 180th calendar day has been taken as listing date plus 179 calendar days
3. In case of reporting dates falling on a trading holiday, values for immediately previous trading day have been considered
4. In G R Infraprojects Limited, the offer price to eligible employees was ₹795 after a discount of ₹42 per equity share.
5. In Computer Age Management Services Limited, the offer price to eligible employees was ₹1,108 after a discount of ₹122 per equity share.

- Summary statement of price information of past issues handled by HDFC Bank Limited

Financial Year	Total no. of IPOs	Total amount of funds raised (₹ in million)	No. of IPOs trading at discount as on 30 <sup>th</sup> calendar day from listing date			No. of IPOs trading at premium as on 30 <sup>th</sup> calendar day from listing date			No. of IPOs trading at discount as on 180 <sup>th</sup> calendar day from listing date			No. of IPOs trading at premium as on 180 <sup>th</sup> calendar day from listing date		
			Over 50%	Between 25%-50%	Less than 25%	Over 50%	Between 25%-50%	Less than 25%	Over 50%	Between 25%-50%	Less than 25%	Over 50%	Between 25%-50%	Less than 25%
2021-22	3	75,805.90	-	-	1	1	-	1	-	-	-	-	-	-
2020-21	1	22,421.05	-	-	-	-	-	1	-	-	-	1	-	-
2019-20	1	12,042.88	-	-	-	-	-	1	-	-	-	1	-	-

Notes:

The information is as on the date of this Prospectus. The information for each of the financial years is based on offers listed during such financial year.

#### **Mechanism for redressal of investor grievances**

The Registrar Agreement provides for retention of records with the Registrar to the Offer for a period of at least eight years from the date of listing and commencement of trading of the Equity Shares, to enable the investors to approach the Registrar to the Offer for redressal of their grievances.

Investors can contact the Company Secretary and Compliance Officer, the JGC-BRLMs, the BRLMs or the Registrar to the Offer in case of any pre-Offer or post-Offer related problems such as non-receipt of letters of Allotment, non-credit of Allotted Equity Shares in the respective beneficiary account, non-receipt of refund orders or non-receipt of funds by electronic mode, etc. Our Company has appointed Mr. Amit Khera, Company Secretary of our Company, as the Compliance Officer for the Offer. For details, see “**General Information**” on page 92.



All grievances, other than of Anchor Investors may be addressed to the Registrar to the Offer with a copy to the relevant Designated Intermediary with whom the Bid cum Application Form was submitted, giving full details such as name of the sole or First Bidder, Bid cum Application Form number, Bidder's DP ID, Client ID, PAN, address of Bidder, number of Equity Shares applied for, ASBA Account number in which the amount equivalent to the Bid Amount was blocked or the UPI ID, date of Bid cum Application Form and the name and address of the relevant Designated Intermediary where the Bid was submitted. Further, the Bidder shall enclose the Acknowledgment Slip or the application number from the Designated Intermediary in addition to the documents or information mentioned hereinabove. All grievances relating to Bids submitted through Registered Brokers may be addressed to the Stock Exchanges with a copy to the Registrar to the Offer.

All grievances of the Anchor Investors may be addressed to the Registrar to the Offer, giving full details such as the name of the sole or First Bidder, Bid cum Application Form number, Bidders' DP ID, Client ID, PAN, date of the Bid cum Application Form, address of the Bidder, number of the Equity Shares applied for, Bid Amount paid on submission of the Bid cum Application Form and the name and address of the JGC-BRLMs and the BRLMs where the Bid cum Application Form was submitted by the Anchor Investor.

In terms of SEBI circular no. SEBI/HO/CFD/DIL2/CIR/P/2018/22, dated February 15, 2018, any ASBA Bidder whose Bid has not been considered for Allotment, due to failure on the part of any SCSB, shall have the option to seek redressal of the same by the concerned SCSB within three months of the date of listing of the Equity Shares. SCSBs are required to resolve these complaints within 15 days, failing which the concerned SCSB would have to pay interest at the rate of 15% per annum for a delay beyond this period of 15 days.

The Registrar to the Offer shall obtain the required information from the SCSBs and Sponsor Bank for addressing any clarifications or grievances of ASBA Bidders. Our Company, the JGC-BRLMs, the BRLMs and the Registrar to the Offer accept no responsibility for errors, omissions, commission or any acts of SCSBs including any defaults in complying with its obligations under SEBI ICDR Regulations.

Our Company has obtained the authentication on the SCORES and shall comply with the SEBI circular (CIR/OIAE/1/2014) dated December 18, 2014 in relation to redressal of investor grievances through SCORES.

#### **Disposal of Investor Grievances by our Company**

We estimate that the average time required by our Company and/or the Registrar to the Offer for the redressal of routine investor grievances shall be seven Working Days from the date of receipt of the complaint. In case of non-routine complaints and complaints where external agencies are involved, our Company will seek to redress these complaints as expeditiously as possible.

Our Company has constituted a Stakeholders' Relationship comprising our Directors, Ms. Pallavi Shardul Shroff, Mr. Ashit Lilani and Mr. Douglas Lehman Feagin, which is responsible for review and redressal of grievances of the security holders of our Company. For details, see "*Our Management – Stakeholders' Relationship Committee*" on page 255.

Our Company has not received any investor grievances during the three years preceding the date of the Draft Red Herring Prospectus, the Red Herring Prospectus or the Prospectus and as on date, there are no investor complaints pending.

## SECTION VII – OFFER RELATED INFORMATION

### TERMS OF THE OFFER

The Equity Shares being offered and Allotted pursuant to this Offer shall be subject to the provisions of the Companies Act, 2013, the SEBI ICDR Regulations, SCRA, SCRR, the MoA, the AoA, the SEBI Listing Regulations, the terms of the Red Herring Prospectus, this Prospectus, the abridged prospectus, the Bid cum Application Form, the Revision Form, the CAN/Allotment Advice and other terms and conditions as may be incorporated in the Allotment Advice and other documents/certificates that may be executed in respect of the Offer. The Equity Shares shall also be subject to laws as applicable, guidelines, rules, notifications and regulations relating to the issue and offer for sale and listing and trading of securities issued from time to time by SEBI, the GoI, the Stock Exchanges, the RBI, RoC and/or other authorities, as in force on the date of the Offer and to the extent applicable or such other conditions as may be prescribed by such governmental and/or regulatory authority while granting approval for the Offer.

#### Ranking of the Equity Shares

The Equity Shares being offered and Allotted pursuant to the Offer shall be subject to the provisions of the Companies Act, our Memorandum of Association and our Articles of Association, and shall rank *pari passu* in all respects with the existing Equity Shares including in respect of the right to receive dividend. The Allottees upon Allotment of Equity Shares in the Offer, will be entitled to dividend and other corporate benefits, if any, declared by our Company after the date of the Allotment. For further details, see “*Main Provisions of the Articles of Association*” on page 510.

#### Mode of Payment of Dividend

Our Company shall pay dividends, if declared, to the Shareholders in accordance with the provisions of the Companies Act, the MoA and AoA and provisions of the SEBI Listing Regulations and any other guidelines or directions which may be issued by the Government in this regard. Dividends, if any, declared by our Company after the date of Allotment (including pursuant to the transfer of Equity Shares from the Offer for Sale), will be payable to the Allottees, for the entire year, in accordance with applicable laws. For further details, in relation to dividends, see “*Dividend Policy*” and “*Main Provisions of Articles of Association*” on pages 268 and 510, respectively.

#### Face Value, Offer Price and Price Band

The face value of each Equity Share is ₹ 1. At any given point in time there will be only one denomination for the Equity Shares. The Floor Price of the Equity Shares is ₹ 2,080 and the Cap Price of the Equity Shares is ₹ 2,150. The Offer Price is ₹ 2,150 per Equity Share. The Anchor Investor Offer Price is ₹ 2,150 per Equity Share.

The Price Band and the minimum Bid Lot was decided by our Company and the Investor Selling Shareholders, in consultation with the JGC-BRLMs and the BRLMs, and was published at least two Working Days prior to the Bid/Offer Opening Date, in all the editions of Financial Express (a widely circulated English national daily newspaper) and all editions of Jansatta (a widely circulated Hindi national daily newspaper, Hindi being the regional language of New Delhi, where our Registered Office is located), and were made available to the Stock Exchanges for the purpose of uploading on their websites. The Price Band, along with the relevant financial ratios calculated at the Floor Price and at the Cap Price were required to be pre-filled in the Bid cum Application Forms available at the website of the Stock Exchanges.

#### The Offer

The Offer comprises a Fresh Issue by our Company and an Offer for Sale by the Selling Shareholders.

Expenses for the Offer shall be shared amongst our Company and each of the Selling Shareholders in the manner specified in “*Objects of the Offer – Offer related Expenses*” on page 132.

## **Rights of the Equity Shareholders**

Subject to applicable laws, rules, regulations and guidelines and our Articles of Association, our Shareholders shall have the following rights:

- Right to receive dividends, if declared;
- Right to attend general meetings and exercise voting rights, unless prohibited by law;
- Right to vote on a poll either in person or by proxy and e-voting, in accordance with the provisions of the Companies Act, 2013;
- Right to receive offers for rights shares and be allotted bonus shares, if announced;
- Right to receive surplus on liquidation, subject to any statutory and preferential claim being satisfied;
- Right of free transferability of the Equity Shares, subject to applicable foreign exchange regulations and other applicable laws; and
- Such other rights, as may be available to a shareholder of a listed public company under the Companies Act, 2013, the provisions of the SEBI Listing Regulations and our Memorandum of Association and Articles of Association and other applicable laws.

For a detailed description of the main provisions of the Articles of Association of our Company relating to voting rights, dividend, forfeiture, lien, transfer, transmission, consolidation and splitting, etc., see “*Main Provisions of the Articles of Association*” on page 510.

## **Allotment only in dematerialized form**

Pursuant to Section 29 of the Companies Act, 2013 and the SEBI ICDR Regulations, the Equity Shares shall be allotted only in dematerialised form. As per the SEBI ICDR Regulations and the SEBI Listing Regulations, the trading of the Equity Shares shall also only be in dematerialised form. In this context, two agreements have been entered into amongst our Company, the respective Depositories and the Registrar to the Offer:

- Tripartite agreement dated November 12, 2010 amongst our Company, NSDL and the Registrar to the Offer.
- Tripartite agreement dated October 29, 2010 amongst our Company, CDSL and the Registrar to the Offer.

## **Market Lot and Trading Lot**

Since trading of the Equity Shares is in dematerialised form, the tradable lot is one Equity Share. Allotment in this Offer will be only in electronic form in multiples of 6 Equity Share subject to a minimum Allotment of 6 Equity Shares. For the method of Basis of Allotment, see “*Offer Procedure*” on page 491.

## **Joint holders**

Where two or more persons are registered as the holders of the Equity Shares, they will be deemed to hold such Equity Shares as joint holders with benefits of survivorship.

## **Nomination facility to investors**

In accordance with Section 72 of the Companies Act, 2013, read with the Companies (Share Capital and Debentures) Rules, 2014, as amended, the sole Bidder, or the first Bidder along with other joint Bidders, may nominate any one person in whom, in the event of the death of Sole Bidder or in case of joint Bidders, death of all the Bidders, as the case may be, the Equity Shares Allotted, if any, shall vest. A person, being a nominee, entitled to the Equity Shares by reason of the death of the original holder(s), shall be entitled to the

same advantages to which he or she would be entitled if he or she were the registered holder of the Equity Share(s). Where the nominee is a minor, the holder(s) may make a nomination to appoint, in the prescribed manner, any person to become entitled to Equity Share(s) in the event of his or her death during the minority. A nomination shall stand rescinded upon a sale/transfer/alienation of Equity Share(s) by the person nominating. A nomination may be cancelled or varied by nominating any other person in place of the present nominee by the holder of the Equity Shares who has made the nomination by giving a notice of such cancellation. A buyer will be entitled to make a fresh nomination in the manner prescribed.

Any person who becomes a nominee by virtue of the provisions of Section 72 of the Companies Act, 2013 shall upon the production of such evidence as may be required by our Board, elect either:

- a) to register himself or herself as the holder of the Equity Shares; or
- b) to make such transfer of the Equity Shares, as the deceased holder could have made.

Further, the Board may, at any time, give notice requiring any nominee to choose either to be registered himself or herself or to transfer the Equity Shares, and if the notice is not complied with within a period of 90 days, the Board may thereafter withhold payment of all dividends, interests, bonuses or other monies payable in respect of the Equity Shares, until the requirements of the notice have been complied with.

Since the Allotment of Equity Shares in the Offer will be made only in dematerialised mode, there is no need to make a separate nomination with our Company. Nominations registered with respective Depository Participant of the Bidder would prevail. If the Bidder wants to change the nomination, they are requested to inform their respective Depository Participant.

### **Withdrawal of the Offer**

Our Company and the Investor Selling Shareholders, in consultation with the JGC-BRLMs and the BRLMs, reserves the right not to proceed with the Offer, until Allotment and/ or transfer of Equity Shares pursuant to the Offer. In such an event, our Company would issue a public notice in the newspapers in which the pre-Offer advertisements were published, within two days of the Bid/ Offer Closing Date or such other time as may be prescribed by SEBI, providing reasons for not proceeding with the Offer. The JGC-BRLMs and the BRLMs, through the Registrar to the Offer, shall notify the SCSBs and the Sponsor Bank, to unblock the bank accounts of the ASBA Bidders and the Escrow Collection Bank to release the Bid Amounts to the Anchor Investors, within one Working Day from the date of receipt of such notification. Our Company shall also inform the same to the Stock Exchanges on which the Equity Shares are proposed to be listed.

Notwithstanding the foregoing, this Offer is also subject to obtaining (i) the final listing and trading approvals of the Stock Exchanges, which our Company shall apply for after Allotment and within six Working Days of the Bid/Offer Closing Date or such other time period as prescribed under Applicable Law; and (ii) the final RoC approval of the Prospectus after it is filed and/or submitted with the RoC and the Stock Exchanges. If our Company and the Selling Shareholders, in consultation with the JGC-BRLMs and the BRLMs withdraw the Offer after the Bid/ Offer Closing Date and thereafter determine that they will proceed with public offering of the Equity Shares, our Company shall file a fresh draft red herring prospectus with SEBI and the Stock Exchanges.

### **Bid/Offer Programme**

<b>BID/OFFER OPENED ON<sup>(1)</sup></b>	<b>November 8, 2021</b>
<b>BID/OFFER CLOSED ON<sup>(2)</sup></b>	<b>November 10, 2021</b>

*(1) The Anchor Investor Bid/Offer Period was November 3, 2021.*

An indicative timetable in respect of the Offer is set out below:

<b>Event</b>	<b>Indicative Date</b>
Finalisation of Basis of Allotment with the Designated Stock Exchange	On or about November 15, 2021
Initiation of refunds (if any, for Anchor Investors)/unblocking of funds from ASBA Account <sup>(1)</sup>	On or about November 16, 2021

Credit of Equity Shares to demat accounts of Allottees	On or about November 17, 2021
Commencement of trading of the Equity Shares on the Stock Exchanges	On or about November 18, 2021

- (1) *In case of any delay in unblocking of amounts in the ASBA Accounts (including amounts blocked through the UPI Mechanism) exceeding four Working Days from the Bid/Offer Closing Date, the Bidder shall be compensated by the intermediary responsible for causing such delay in unblocking in accordance with applicable law. Further, investors shall be entitled to compensation in the manner specified in the SEBI circular no. SEBI/HO/CFD/DIL1/CIR/P/2021/47 dated March 31, 2021, SEBI circular no. SEBI/HO/CFD/DIL2/CIR/P/2021/2480/1/M dated March 16, 2021, as amended and SEBI circular no. SEBI/HO/CFD/DIL2/P/CIR/2021/570 dated June 2, 2021 in case of delays in resolving investor grievances in relation to blocking/unblocking of funds.*
- (2) *The processing fees for applications made by Retail Individual Bidders using the UPI Mechanism may be released to the remitted banks (SCBs) only after such banks provide a written confirmation on compliance with SEBI circular no. SEBI/HO/CFD/DIL2/P/CIR/2021/570 dated June 2, 2021 read with SEBI circular no. SEBI/HO/CFD/DIL2/CIR/P/2021/2480/1/M dated March 16, 2021*

**The above timetable is indicative and does not constitute any obligation or liability on our Company, our Selling Shareholders or the JGC-BRLMs or the BRLMs.**

Whilst our Company shall ensure that all steps for the completion of the necessary formalities for the listing and the commencement of trading of the Equity Shares on the Stock Exchanges are taken within six Working Days from the Bid/Offer Closing Date or such period as may be prescribed, with reasonable support and co-operation of each of the Selling Shareholders, as may be required under applicable law or as may be reasonably requested, in respect of its respective portion of the Offered Shares, the timetable may change due to various factors, such as any delay in receiving the final listing and trading approval from the Stock Exchanges. The commencement of trading of the Equity Shares will be entirely at the discretion of the Stock Exchanges and in accordance with the applicable laws. Each of the Selling Shareholders, severally and not jointly, confirms that it shall extend such reasonable support and co-operation in relation to its respective portion of the Offered Shares for completion of the necessary formalities for listing and commencement of trading of the Equity Shares at the Stock Exchanges within six Working Days from the Bid/ Offer Closing Date or such other period as may be prescribed by SEBI.

In terms of the UPI Circulars, in relation to the Offer, the JGC-BRLMs and the BRLMs will submit reports of compliance with T+6 listing timelines and activities, identifying non-adherence to timelines and processes and an analysis of entities responsible for the delay and the reasons associated with it.

SEBI is in the process of streamlining and reducing the post-issue timeline for IPOs. Any circulars or notifications from SEBI after the date of the Red Herring Prospectus may result in changes to the above mentioned timelines. Further, the offer procedure is subject to change basis any revised SEBI circulars to this effect.

**Submission of Bids (other than Bids from Anchor Investors):**

<b>Bid/Offer Period (except the Bid/Offer Closing Date)</b>	
Submission and Revision in Bids	Only between 10:00 a.m. IST and 5:00 p.m. IST
<b>Bid/Offer Closing Date</b>	
Submission and Revision in Bids	Only between 10:00 a.m. IST and 3:00 p.m. IST

**On the Bid/Offer Closing Date, the Bids were uploaded until:**

- (i) 4:00 p.m. IST in case of Bids by QIBs and Non-Institutional Bidders, and
- (ii) until 5:00 p.m. IST or such extended time as permitted by the Stock Exchanges, in case of Bids by RIBs.

The Registrar to the Offer shall submit the details of cancelled/withdrawn/deleted applications to the SCSBs on daily basis within 60 minutes of the bid closure time from the Bid/ Offer Opening Date till the Bid/Offer Closing Date by obtaining such information from the Stock Exchanges. The SCSBs shall unblock such applications by the closing hours of the Working Day and submit a confirmation in respect thereof to the JGC-BRLMs, the BRLMs and the Registrar to the Offer on a daily basis.

**It is clarified that Bids not uploaded on the electronic bidding system or in respect of which the full Bid Amount is not blocked by SCSBs or not blocked under the UPI Mechanism in the relevant ASBA Account, as the case may be, would be rejected.**

Due to limitation of time available for uploading the Bids on the Bid/Offer Closing Date, Bidders were advised to submit their Bids one day prior to the Bid/Offer Closing Date. Any time mentioned in this Prospectus is IST. Bidders were cautioned that, in the event a large number of Bids were received on the Bid/Offer Closing Date, some Bids would not get uploaded due to lack of sufficient time. Such Bids that could be uploaded have not been considered for allocation under this Offer. Bids and any revision in Bids were accepted only during Working Days, during the Bid/Offer Period.

None amongst our Company and the Selling Shareholders or any member of the Syndicate is liable for any failure in uploading the Bids due to faults in any software/ hardware system or the blocking of Bid Amount in the ASBA Account on receipt of instructions from the Sponsor Bank on account of any errors, omissions or non-compliance by various parties involved in, or any other fault, malfunctioning or breakdown in, or otherwise, in the UPI Mechanism.

### **Minimum Subscription**

If our Company does not receive the minimum subscription in the Offer as specified under Rule 19(2)(b) of the SCRR including through devolvement of underwriters, as applicable, within 60 days from the date of Bid/Offer Closing Date; or the minimum subscription of 90% of the Fresh Issue on Bid/Offer Closing Date; or the post-Offer shareholding of Antfin (Netherlands) Holding B.V. being more than 24.9%, on a fully diluted basis; or withdrawal of applications; or after technical rejections; or if the listing or trading permission is not obtained from the Stock Exchanges for the Equity Shares so offered under the offer document, our Company shall forthwith refund the entire subscription amount received. If there is a delay in such refund beyond four days after our Company becomes liable to pay the amount, our Company and every Director of our Company who is an officer in default, shall pay interest at the rate of 15% p.a.

It is clarified that, all refunds made, interest borne, and expenses incurred (with regard to delayed payment of refunds), by the Company on behalf of any of the Selling Shareholders (if any) to the extent of the Equity Shares offered by such Selling Shareholder in the Offer, will be adjusted or reimbursed by such Selling Shareholder (severally and not jointly) to the Company, in accordance with Applicable Law, provided that none of the Selling Shareholders shall be liable or responsible to pay any interest or expenses unless such delay is caused solely by, and is directly attributable to, an act or omission of such Selling Shareholder.

In the event of under subscription in the Offer, the Equity Shares will be Allotted in the following order

- (i) such number of Equity Shares will first be Allotted by our Company such that 90% of the Fresh Issue portion is subscribed;
- (ii) upon (i), such number of Equity Shares offered by Antfin (Netherlands) Holding B.V. as would result in the post-Offer shareholding of Antfin (Netherlands) Holding B.V. to be not more than 24.9%, on a fully diluted basis;
- (iii) once the Equity Shares have been Allotted as per (i) and (ii) above, such number of Equity Shares offered by each of the Selling Shareholders, except Antfin (Netherlands) Holding B.V. will be Allotted amongst each of the Selling Shareholders, except Antfin (Netherlands) Holding B.V., in the same *pro rata* proportion as the Equity Shares offered by such Selling Shareholders, except Antfin (Netherlands) Holding B.V., in the Offer For Sale; and
- (iv) finally, the balance 10% of the Fresh Issue portion will be Allotted.

In terms of Regulation 49(1) of the SEBI ICDR Regulations, our Company will ensure that the number of Bidders to whom the Equity Shares will be Allotted will be not less than 1,000.

Subject to valid Bids being received at or above the Offer Price, under-subscription, if any, in the Non-Institutional Portion or the Retail Portion would be allowed to be met with spill-over from other categories or a combination of categories at the discretion of our Company, in consultation with the JGC-BRLMs and the BRLMs and the Designated Stock Exchange, on a proportionate basis. However, under-subscription, if any, in the QIB Portion will not be allowed to be met with spill-over from other categories or a combination of categories.

#### **New financial instruments**

Our Company is not issuing any new financial instruments through this Offer.

#### **Arrangements for disposal of odd lots**

Since our Equity Shares will be traded in dematerialised form only and the market lot for our Equity Shares will be one Equity Share, no arrangements for disposal of odd lots are required.

#### **Restrictions, if any on transfer and transmission of Equity Shares**

Except for the lock-in of the pre-Offer capital of our Company and the Anchor Investor lock-in as provided in “*Capital Structure*” page 102, and except as provided in the Articles of Association as detailed in “*Main Provisions of the Articles of Association*” on page 510, there are no restrictions on transfers and transmission of the Equity Shares, and on their consolidation or splitting.

## OFFER STRUCTURE

Offer of 85,116,278\* Equity Shares for cash at a price of ₹ 2,150 per Equity Share (including a premium of ₹ 2,149 per Equity Share) aggregating to ₹ 183,000 million comprising a Fresh Issue of 38,604,651\* Equity Shares aggregating to ₹ 83,000 million by our Company and an Offer for Sale of 46,511,627\* Equity Shares aggregating to ₹ 100,000 million.

\*Subject to finalisation of the Basis of Allotment

The Offer shall constitute 13.13% of the post-Offer paid-up Equity Share capital of our Company. The face value of each Equity Share is ₹ 1 each.

The Offer is being made through the Book Building Process.

Particulars	QIBs <sup>(1)</sup>	Non-Institutional Bidders	Retail Individual Bidders
Number of Equity Shares available for allocation* <sup>(2)</sup>	Not less than 63,837,210 Equity Shares	Not more than 12,767,441 Equity Shares available for allocation or Offer less allocation to QIB Bidders and RIBs	Not more than 8,511,627 Equity Shares available for allocation or Offer less allocation to QIB Bidders and Non Institutional Bidders
Percentage of Offer size available for allocation	Not less than 75% of the Offer was made available for Allotment to QIB Bidders.  However, up to 5% of the QIB Portion (excluding Anchor Investor Portion) was made available for allocation proportionately to Mutual Funds only. Mutual Funds participating in the Mutual Fund Portion were also eligible for allocation in the remaining QIB Portion. Any unsubscribed portion in the Mutual Fund Portion is made available for allocation to QIBs	Not more than 15% of the Offer or the Offer less allocation to QIB Bidders and RIBs was made available for allocation	Not more than 10% of the Offer or the Offer less allocation to QIB Bidders and Non-Institutional Bidders was made available for allocation
Basis of Allotment if respective category is oversubscribed*	Proportionate as follows (excluding the Anchor Investor Portion):  (a) 276,745 Equity Shares were made available for allocation on a proportionate basis to Mutual Funds only; and  (b) 24,258,139 Equity Shares were made available for allocation on a proportionate basis to all QIBs, including Mutual Funds receiving allocation as per (a) above.  38,302,326 Equity Shares were allocated on a discretionary basis to Anchor Investors of which one-third was made available for allocation to Mutual Funds only, subject to valid Bids having been received from Mutual Funds at or above the Anchor Investor Allocation Price.	Proportionate	Proportionate, subject to minimum Bid Lot.
Minimum Bid	Such number of Equity Shares and in multiples of 6 Equity Shares that the Bid Amount exceeds ₹200,000	Such number of Equity Shares in multiples of 6 Equity Shares that the Bid Amount exceeds ₹200,000	6 Equity Shares and in multiples of 6 Equity Shares thereafter
Maximum Bid	Such number of Equity Shares in multiples of 6 Equity Shares	Such number of Equity Shares in multiples of 6 Equity Shares	Such number of Equity Shares in multiples of 6 Equity Shares so



Particulars	QIBs <sup>(1)</sup>	Non-Institutional Bidders	Retail Individual Bidders
	not exceeding the size of the Offer, subject to applicable limits	not exceeding the size of the Offer (excluding the QIB portion), subject to limits applicable to Bidder	that the Bid Amount does not exceed ₹200,000
Mode of Allotment	Compulsorily in dematerialised form		
Bid Lot	6 Equity Shares and in multiples of 6 Equity Shares thereafter		
Allotment Lot	6 Equity Shares and in multiples of	6 Equity Shares thereafter	6 Equity Shares and in multiples of 6 Equity Shares thereafter subject to availability in the Retail Category
Trading Lot	One Equity Share		
Who can apply <sup>(3)</sup>	Public financial institutions as specified in Section 2(72) of the Companies Act, 2013, scheduled commercial banks, Mutual Funds, FPIs (other than individuals, corporate bodies and family offices), VCFs, AIFs, FVCIs registered with SEBI, multilateral and bilateral development financial institutions, state industrial development corporation, insurance companies registered with IRDAI, provident funds (subject to applicable law) with minimum corpus of ₹250 million, pension funds with minimum corpus of ₹250 million National Investment Fund set up by the GoI, the insurance funds set up and managed by army, navy or air force of the Union of India, insurance funds set up and managed by the Department of Posts, India and Systemically Important NBFCs.	Resident Indian individuals, Eligible NRIs, HUFs (in the name of the karta), companies, corporate bodies, scientific institutions societies and trusts and any individuals, corporate bodies and family offices including FPIs which are individuals, corporate bodies and family offices which are re-categorised as Category II FPIs and registered with SEBI.	Resident Indian individuals, Eligible NRIs and HUFs (in the name of the karta)
Terms of Payment	<p><b>In case of Anchor Investors:</b> Full Bid Amount was payable by the Anchor Investors at the time of submission of their Bids<sup>(4)</sup></p> <p><b>In case of all other Bidders:</b> Full Bid Amount was blocked by the SCSBs in the bank account of the ASBA Bidder (other than Anchor Investors) or by the Sponsor Bank through the UPI Mechanism, that is specified in the ASBA Form at the time of submission of the ASBA Form.</p>		
Mode of Bid	Only through the ASBA process (except for Anchor Investors)		

\* Subject to finalization of Basis of Allotment.

<sup>(1)</sup> Our Company in consultation with the JGC-BRLMs and the BRLMs, allocated up to 60% of the QIB Portion to Anchor Investors at the price at which allocation was made to Anchor Investors, on a discretionary basis, subject to there being (i) a maximum of two Anchor Investors, where allocation in the Anchor Investor Portion was up to ₹ 100 million, (ii) minimum of two and maximum of 15 Anchor Investors, where the allocation under the Anchor Investor Portion was more than ₹ 100 million but up to ₹ 2,500 million under the Anchor Investor Portion, subject to a minimum Allotment of ₹ 50 million per Anchor Investor, and (iii) in case of allocation above ₹ 2,500 million under the Anchor Investor Portion, a minimum of five such investors and a maximum of 15 Anchor Investors for allocation up to ₹ 2,500 million, and an additional 10 Anchor Investors for every additional ₹ 2,500 million or part thereof was permitted, subject to minimum allotment of ₹ 50 million per Anchor Investor. An Anchor Investor made a minimum Bid of such number of Equity Shares, that the Bid Amount was at least ₹ 100 million. One-third of the Anchor Investor Portion was reserved for domestic Mutual Funds, subject to valid Bids being received at or above the price at which allocation was made to Anchor Investors, which price was determined by our Company, in consultation with the JGC-BRLMs and the BRLMs.

<sup>(2)</sup> This is an Offer in terms of Rule 19(2)(b) of the SCRR and under the SEBI ICDR Regulations, in compliance with Regulation 6(2) of the SEBI ICDR Regulations.

<sup>(3)</sup> If the Bid was submitted in joint names, the Bid cum Application Form could contain only the name of the first Bidder whose name should also appear as the first holder of the depository account held in joint names. The signature of only the first Bidder was required in the Bid cum Application Form and such first Bidder has been deemed to have signed on behalf of the joint holders. Bidders were required to confirm and will be deemed to have represented to our Company, the Selling Shareholders, the Underwriters, their respective directors, officers, agents, affiliates and representatives that they are eligible under applicable law, rules, regulations, guidelines and approvals to acquire the Equity Shares.

<sup>(4)</sup> *Full Bid Amount was payable by the Anchor Investors at the time of submission of the Anchor Investor Application Forms provided that any difference between the Anchor Investor Allocation Price and the Anchor Investor Offer Price was payable by the Anchor Investor Pay-In Date as indicated in the CAN.*

The Bids by FPIs with certain structures as described under “**Offer Procedure - Bids by FPIs**” on page 496 and having same PAN has been collated and identified as a single Bid in the Bidding process. The Equity Shares Allocated and Allotted to such successful Bidders (with same PAN) has been proportionately distributed.

Bidders were required to confirm and will be deemed to have represented to our Company, the Selling Shareholders, the Underwriters, their respective directors, officers, agents, affiliates and representatives that they are eligible under applicable law, rules, regulations, guidelines and approvals to acquire the Equity Shares.

Subject to valid Bids being received at or above the Offer Price, under-subscription, if any, in any category except the QIB Portion, has been allowed to be met with spill over from any other category or a combination of categories at the discretion of our Company, in consultation with the JGC-BRLMs, the BRLMs and the Designated Stock Exchange, on a proportionate basis.

## OFFER PROCEDURE

All Bidders should read the General Information Document for Investing in Public Issues which highlights the key rules, processes and procedures applicable to public issues in general in accordance with the provisions of the Companies Act, 2013 the SCRA, the SCRR and the SEBI ICDR Regulations which is part of the abridged prospectus accompanying the Bid cum Application Form. The General Information Document is available on the websites of the Stock Exchanges, the JGC-BRLMs and the BRLMs. Please refer to the relevant provisions of the General Information Document which are applicable to the Offer especially in relation to the process for Bids by RIBs through the UPI Mechanism.

Additionally, all Bidders may refer to the General Information Document for information in relation to (i) category of investors eligible to participate in the Offer; (ii) maximum and minimum Bid size; (iii) price discovery and allocation; (iv) payment instructions for ASBA Bidders; (v) issuance of Confirmation of Allocation Note and Allotment in the Offer; (vi) general instructions (limited to instructions for completing the Bid cum Application Form); (vii) designated date; (viii) disposal of applications; (ix) submission of Bid cum Application Form; (x) other instructions (limited to joint bids in cases of individual, multiple bids and instances when an application would be rejected on technical grounds); (xi) applicable provisions of Companies Act, 2013 relating to punishment for fictitious applications; (xii) mode of making refunds; and (xiii) interest in case of delay in Allotment or refund.

SEBI vide its circular no. SEBI/HO/CFD/DIL2/CIR/P/2018/138 dated November 1, 2018 read with its circular no. SEBI/HO/CFD/DIL2/CIR/P/2019/50 dated April 3, 2019, has introduced an alternate payment mechanism using Unified Payments Interface (“UPI”) and consequent reduction in timelines for listing in a phased manner. From January 1, 2019, the UPI Mechanism for RIBs applying through Designated Intermediaries was made effective along with the existing process and existing timeline of T+6 days. (“UPI Phase I”). The UPI Phase I was effective till June 30, 2019.

With effect from July 1, 2019, vide SEBI circular no. SEBI/HO/CFD/DIL2/CIR/P/2019/76 dated June 28, 2019, read with circular bearing number SEBI/HO/CFD/DIL2/CIR/P/2019/85 dated July 26, 2019 with respect to Bids by RIBs through Designated Intermediaries (other than SCSBs), the existing process of physical movement of forms from such Designated Intermediaries to SCSBs for blocking of funds has been discontinued and only the UPI Mechanism for such Bids with existing timeline of T+6 days was mandated for a period of three months or launch of five main board public issues, whichever is later (“UPI Phase II”). Subsequently, however, SEBI vide its circular no. SEBI/HO/CFD/DIL2/CIR/P/2020/50 dated March 30, 2020 extended the timeline for implementation of UPI Phase II till further notice. However, given the prevailing uncertainty due to the COVID-19 pandemic, SEBI vide its circular no. SEBI/HO/CFD/DIL2/CIR/P/2020/50 dated March 30, 2020, has decided to continue with the UPI Phase II till further notice. Thereafter, the final reduced timeline of T+3 days will be made effective using the UPI Mechanism for applications by RIBs (“UPI Phase III”), as may be prescribed by SEBI. The Offer has been undertaken pursuant to the processes and procedures under UPI Phase II, subject to any further circulars, clarification or notification issued by the SEBI from time to time. Further, SEBI vide its circular no. SEBI/HO/CFD/DIL2/CIR/P/2021/2480/1/M dated March 16, 2021 has introduced certain additional measures for streamlining the process of initial public offers and redressing investor grievances. This circular is applicable for initial public offers opening on or after May 1, 2021 and the provisions of this circular are deemed to form part of this Prospectus. Additionally, SEBI vide its circular no. SEBI/HO/CFD/DIL2/P/CIR/2021/570 dated June 2, 2021 has provided certain implementation timelines for the provisions of the circular no. SEBI/HO/CFD/DIL2/CIR/P/2021/2480/1/M dated March 16, 2021.

Our Company, the Selling Shareholders, the JGC-BRLMs and the BRLMs do not accept any responsibility for the completeness and accuracy of the information stated in this section and are not liable for any amendment, modification or change in the applicable law which may occur after the date of the Red Herring Prospectus and this Prospectus. Bidders were advised to make their independent investigations and ensure that their Bids were submitted in accordance with applicable laws and did not exceed the investment limits or maximum number of Equity Shares that can be held by them under applicable law or as specified in the Red Herring Prospectus and this Prospectus.

Further, our Company, the Selling Shareholders, the JGC-BRLMs and the BRLMs are not liable for any adverse occurrences consequent to the implementation of the UPI Mechanism for application in this Offer.

### Book Building Procedure

The Offer has been made in terms of Rule 19(2)(b) of the SCRR, through the Book Building Process in accordance with Regulation 6(2) of the SEBI ICDR Regulations wherein not less than 75% of the Offer was made available for allocation on a proportionate basis to QIBs, provided that our Company, in consultation with the JGC-BRLMs and the BRLMs allocated up to 60% of the QIB Portion to Anchor Investors on a discretionary basis in accordance with the SEBI ICDR Regulations, of which one-third was reserved for domestic Mutual Funds, subject to valid Bids being received from domestic Mutual Funds at or above the Anchor Investor Allocation Price. Further, 5% of the Net QIB Portion was made available for allocation on a proportionate basis only to Mutual Funds, and the remainder of the Net QIB Portion shall be available for allocation on a proportionate basis to all QIBs (other than Anchor Investors), including Mutual Funds, subject to valid Bids being received at or above the Offer Price. Further, not more than 15% of the Offer was made available for allocation on a proportionate basis to Non-Institutional Bidders and not more than 10% of the Offer was made available for allocation to RIBs in accordance with the SEBI ICDR Regulations, subject to valid Bids being received at or above the Offer Price.

**Investors should note that the Equity Shares will be Allotted to all successful Bidders only in dematerialised form. The Bid cum Application Forms which do not have the details of the Bidders' depository account, including DP ID, Client ID, PAN and UPI ID (for RIBs Bidding through the UPI Mechanism and Eligible, were required to be treated as incomplete and are liable to be rejected. Bidders will not have the option of being Allotted Equity Shares in physical form.**

### **Phased implementation of Unified Payments Interface**

SEBI has issued the UPI Circulars in relation to streamlining the process of public issue of, amongst others, equity shares. Pursuant to the UPI Circulars, the UPI Mechanism has been introduced in a phased manner as a payment mechanism (in addition to mechanism of blocking funds in the account maintained with SCSBs under ASBA) for applications by RIBs through Designated Intermediaries with the objective to reduce the time duration from public issue closure to listing from six Working Days to up to three Working Days. Considering the time required for making necessary changes to the systems and to ensure complete and smooth transition to the UPI payment mechanism, the UPI Circulars have introduced the UPI Mechanism in three phases in the following manner:

**Phase I:** This phase was applicable from January 1, 2019 until March 31, 2019 or floating of five main board public issues, whichever was later. Subsequently, the timeline for implementation of Phase I was extended till June 30, 2019. Under this phase, an RIB had the option to submit the ASBA Form with any of the Designated Intermediary and use his/ her UPI ID for the purpose of blocking of funds. The time duration from public issue closure to listing continued to be six Working Days.

**Phase II:** This phase has become applicable from July 1, 2019. SEBI vide its circular no. SEBI/HO/CFD/DCR2/CIR/P/2019/133 dated November 8, 2019 had extended the timeline for implementation of UPI Phase II till March 31, 2020. Further, SEBI vide its circular no. SEBI/HO/CFD/DIL2/CIR/P/2020 dated March 30, 2020 decided to continue Phase II of UPI with ASBA until further notice. Under this phase, submission of the ASBA Form by RIBs through Designated Intermediaries (other than SCSBs) to SCSBs for blocking of funds has been discontinued and is replaced by the UPI Mechanism. However, the time duration from public issue closure to listing would continue to be six Working Days during this phase.

**Phase III:** The commencement period of Phase III is yet to be notified. In this phase, the time duration from public issue closure to listing would be reduced to three Working Days.

All SCSBs offering facility of making application in public issues shall also provide facility to make application using UPI. Our Company will be required to appoint one of the SCSBs as a sponsor bank to act as a conduit between the Stock Exchanges and NPCI in order to facilitate collection of requests and / or payment instructions of the RIBs using the UPI.

For further details, refer to the General Information Document available on the websites of the Stock Exchanges, the JGC-BRLMs and the BRLMs.

### **Electronic registration of Bids**

- a) The Designated Intermediary may register the Bids using the online facilities of the Stock Exchanges. The Designated Intermediaries can also set up facilities for off-line electronic registration of Bids, subject to the condition that they may subsequently upload the off-line data file into the online facilities for Book Building on a regular basis before the closure of the Offer.

- b) On the Bid/Offer Closing Date, the Designated Intermediaries were required to upload the Bids till such time as was permitted by the Stock Exchanges and as disclosed in the Red Herring Prospectus.
- c) Only Bids that are uploaded on the Stock Exchanges Platform are considered for allocation/Allotment. The Designated Intermediaries are given till 1:00 p.m. IST on the next Working Day following the Bid/Offer Closing Date to modify select fields uploaded in the Stock Exchanges' Platform during the Bid/Offer Period after which the Stock Exchange(s) send the bid information to the Registrar to the Offer for further processing.

### **Bid cum Application Form**

Copies of the ASBA Form and the abridged prospectus were made available with the Designated Intermediaries at the Bidding Centres, and our Registered Office. An electronic copy of the ASBA Form was also available for download on the websites of NSE ([www.nseindia.com](http://www.nseindia.com)) and BSE ([www.bseindia.com](http://www.bseindia.com)) at least one day prior to the Bid/Offer Opening Date.

Copies of the Anchor Investor Application Form were made available with the JGC-BRLMs and the BRLMs.

All Bidders (other than Anchor Investors) were required to mandatorily participate in the Offer only through the ASBA process.

All ASBA Bidders were required to provide either, (i) bank account details and authorisation to block funds in the ASBA Form; or (ii) the UPI ID (in case of RIBs), as applicable, in the relevant space provided in the ASBA Form and the ASBA Forms that did not contain such details were liable to be rejected. Applications made by the RIBs using third party bank account or using third party linked bank account UPI ID were liable for rejection.

RIBs bidding were required to provide the valid UPI ID in the relevant space provided in the Bid cum Application Form and the Bid cum Application Form that did not contain the UPI ID were liable to be rejected.

Investors must ensure that their PAN is linked with aadhaar and are in compliance with CBDT notification dated February 13, 2020 and press release dated June 25, 2021

ASBA Bidders were required to ensure that the Bids were made on ASBA Forms bearing the stamp of the Designated Intermediary, submitted at the Bidding Centres only (except in case of electronic ASBA Forms) and the ASBA Forms not bearing such specified stamp were liable to be rejected. RIBs Bidding in the Retail Portion using UPI Mechanism, could submit their ASBA Forms, including details of their UPI IDs, with the Syndicate, Sub-Syndicate members, Registered Brokers, RTAs or CDPs. RIBs authorizing an SCSB to block the Bid Amount in the ASBA Account could submit their ASBA Forms with the SCSBs. ASBA Bidders were also required to ensure that the ASBA Account had sufficient credit balance such that an amount equivalent to the full Bid Amount could be blocked by the SCSB or the Sponsor Bank, as applicable at the time of submitting the Bid. In order to ensure timely information to investors, SCSBs are required to send SMS alerts to investors intimating them about Bid Amounts blocked/ unblocked.

Anchor Investors were not permitted to participate in the Offer through the ASBA process.

The prescribed colour of the Bid cum Application Form for the various categories were as follows:

<b>Category</b>	<b>Colour of Bid cum Application Form*</b>
Resident Indians, including resident QIBs, Non-Institutional Bidders, RIBs and Eligible NRIs applying on a non-repatriation basis	White
Non-Residents including Eligible NRIs, FVCIs, FPIs and registered bilateral and multilateral institutions applying on a repatriation basis	Blue
Anchor Investors	White

\* Excluding electronic Bid cum Application Forms

Notes:

(1) Electronic Bid cum Application forms and the abridged prospectus were also available for download on the websites of NSE ([www.nseindia.com](http://www.nseindia.com)) and BSE ([www.bseindia.com](http://www.bseindia.com))

(2) Bid cum Application Forms for Anchor Investors were available at the offices of the JGC-BRLMs and BRLMs

In case of ASBA Forms, Designated Intermediaries were required to upload the relevant bid details in the

electronic bidding system of the Stock Exchanges.

Subsequently, for ASBA Forms (other than RIBs using UPI Mechanism), Designated Intermediaries (other than SCSBs) were required to submit / deliver the ASBA Forms to the respective SCSB where the Bidder had an ASBA bank account and were required not to submit it to any non-SCSB bank or any Escrow Collection Bank. Stock Exchanges were required to validate the electronic bids with the records of the CDP for DP ID/Client ID and PAN, on a real time basis and bring inconsistencies to the notice of the relevant Designated Intermediaries, for rectification and re-submission within the time specified by Stock Exchanges. Stock Exchanges were required to allow modification of either DP ID/Client ID or PAN ID, bank code and location code in the Bid details already uploaded.

For RIBs using UPI Mechanism, the Stock Exchanges were required to share the Bid details (including UPI ID) with the Sponsor Bank on a continuous basis through API integration to enable the Sponsor Bank to initiate UPI Mandate Request to RIBs for blocking of funds. The Sponsor Bank were required to initiate request for blocking of funds through NPCI to RIBs, who were required to accept the UPI Mandate Request for blocking of funds on their respective mobile applications associated with UPI ID linked bank account. The NPCI were required to maintain an audit trail for every Bid entered in the Stock Exchanges bidding platform, and the liability to compensate RIBs (Bidding through UPI Mechanism) in case of failed transactions was with the concerned entity (i.e. the Sponsor Bank, NPCI or the issuer bank) at whose end the lifecycle of the transaction had come to a halt. The NPCI was required to share the audit trail of all disputed transactions/ investor complaints to the Sponsor Banks and the issuer bank. The Sponsor Banks and the Bankers to the Offer were required to provide the audit trail to the JGC-BRLMs and the BRLMs for analysing the same and fixing liability.

The Sponsor Bank was required to undertake a reconciliation of Bid responses received from Stock Exchanges and sent to NPCI and was also required to ensure that all the responses received from NPCI were sent to the Stock Exchanges platform with detailed error code and description, if any. Further, the Sponsor Bank is required to undertake reconciliation of all Bid requests and responses throughout their lifecycle on daily basis and share reports with the JGC-BRLMs and the BRLMs in the format and within the timelines as specified under the UPI Circulars. Sponsor Bank and issuer banks were required to download UPI settlement files and raw data files from the NPCI portal after every settlement cycle and do a three way reconciliation with Banks UPI switch data, CBS data and UPI raw data. NPCI is to coordinate with issuer banks and Sponsor Banks on a continuous basis.

For all pending UPI Mandate Requests, the Sponsor Bank was required to initiate requests for blocking of funds in the ASBA Accounts of relevant Bidders with a confirmation cut-off time of 12:00 pm on the first Working Day after the Bid/Issue Closing Date (“Cut-Off Time”). Accordingly, RIBs Bidding using through the UPI Mechanism could accept UPI Mandate Requests for blocking off funds prior to the Cut-Off Time and all pending UPI Mandate Requests at the Cut-Off Time shall lapse.

The Sponsor Bank was required to host a web portal for intermediaries (closed user group) from the date of Bid/Offer Opening Date till the date of listing of the Equity Shares with details of statistics of mandate blocks/unblocks, performance of apps and UPI handles, down-time/network latency (if any) across intermediaries and any such processes having an impact/bearing on the Offer Bidding process.

**The Equity Shares have not been and will not be registered under the U.S. Securities Act or any state securities laws in the United States, and may not be offered or sold within the United States or to, or for the account or benefit of, U.S. Persons, except pursuant to an exemption from, or in a transaction not subject to, the registration requirements of the U.S. Securities Act and applicable state securities laws in the United States. The Company has not registered and does not intend to register under the U.S. Investment Company Act in reliance on Section 3(c)(7) of the U.S. Investment Company Act, and investors will not be entitled to the benefits of the U.S. Investment Company Act. Accordingly, the Equity Shares are only being offered and sold (i) to persons in the United States or to or for the account or benefit of, U.S. Persons, in each case to investors that are both “qualified institutional buyers” (as defined in Rule 144A under the U.S. Securities Act and referred to in this Prospectus as “U.S. QIBs” and, for the avoidance of doubt, the term U.S. QIBs does not refer to a category of institutional investor defined under applicable Indian regulations and referred to in this Prospectus as “QIBs”) and “qualified purchasers” (as defined under the U.S. Investment Company Act and referred to in this Prospectus as “QPs”) in transactions exempt from or not subject to the registration requirements of the U.S. Securities Act and in reliance on Section 3(c)(7) of the U.S. Investment Company Act; or (ii) outside the United States to investors that are not U.S. Persons nor persons acquiring for the account or benefit of U.S. Persons in “offshore transactions” in reliance on Regulation S under the U.S. Securities Act and the applicable laws of the jurisdiction where those offers and sales occur.**

**The Equity Shares have not been and will not be registered, listed or otherwise qualified in any other jurisdiction outside India and may not be offered or sold, and Bids may not be made by persons in any such jurisdiction, except in compliance with the applicable laws of such jurisdiction.**

**Participation by associates and affiliates of the JGC-BRLMs, the BRLMs and the Syndicate Member and the persons related to the JGC-BRLMs, BRLMs and the Syndicate Member**

The JGC-BRLMs, the BRLMs and the Syndicate Member were not allowed to purchase Equity Shares in this Offer in any manner, except towards fulfilling their underwriting obligations. However, the associates and affiliates of the JGC-BRLMs, the BRLMs and the Syndicate Member could Bid for Equity Shares in the Offer, either in the QIB Portion or in the Non-Institutional Portion as may be applicable to such Bidders, where the allocation is on a proportionate basis and such subscription could have been on their own account or on behalf of their clients. All categories of investors, including associates or affiliates of the JGC-BRLMs, the BRLMs and Syndicate Member, were treated equally for the purpose of allocation to be made on a proportionate basis.

Except as stated below, neither the JGC-BRLMs nor the BRLMs nor any of their associates could apply in the Offer under the Anchor Investor Portion:

- (i) mutual funds sponsored by entities which are associate of the JGC-BRLMs and the BRLMs;
- (ii) insurance companies promoted by entities which are associate of the JGC-BRLMs and the BRLMs;
- (iii) AIFs sponsored by the entities which are associate of the JGC-BRLMs and the BRLMs; or
- (iv) FPIs (other than individuals, corporate bodies and family offices) sponsored by the entities which are associate of the JGC-BRLMs and the BRLMs.

Further, an Anchor Investor were deemed to be an associate of the JGC-BRLMs and the BRLMs, if: (a) either of them controls, directly or indirectly through its subsidiary or holding company, not less than 15% of the voting rights in the other; or (b) either of them, directly or indirectly, by itself or in combination with other persons, exercises control over the other; or (c) there is a common director, excluding a nominee director, amongst the Anchor Investor, the JGC-BRLMs and the BRLMs.

**Bids by Mutual Funds**

With respect to Bids by Mutual Funds, a certified copy of their SEBI registration certificate was required to be lodged along with the Bid cum Application Form. Failing this, our Board or the IPO Committee, as applicable, in consultation with the JGC-BRLMs and the BRLMs, reserved the right to reject any Bid without assigning any reason thereof.

Bids made by asset management companies or custodians of Mutual Funds were required to specifically state names of the concerned schemes for which such Bids were made.

In case of a Mutual Fund, a separate Bid could be made in respect of each scheme of the Mutual Fund registered with SEBI and such Bids in respect of more than one scheme of the Mutual Fund were not treated as multiple Bids provided that such Bids clearly indicated the scheme concerned for which the Bid was made.

No Mutual Fund scheme could invest more than 10% of its net asset value in equity shares or equity related instruments of any single company provided that the limit of 10% was not applicable for investments in case of index funds or sector or industry specific schemes. No Mutual Fund under all its schemes should own more than 10% of any company's paid-up share capital carrying voting rights.

**Bids by Eligible NRIs**

Eligible NRIs could obtain copies of Bid cum Application Form from the Designated Intermediaries. Only Bids accompanied by payment in Indian Rupees or freely convertible foreign exchange were considered for Allotment. Eligible NRI Bidders bidding on a repatriation basis by using the Non-Resident Forms were required to authorise their respective SCSB or confirm or accept the UPI Mandate Request (in case of RIBs Bidding through the UPI Mechanism) to block their Non-Resident External ("NRE") accounts, or Foreign Currency Non-Resident ("FCNR") Accounts, and eligible NRI Bidders bidding on a non-repatriation basis by using Resident Forms were

required to authorise their respective SCSB or confirm or accept the UPI Mandate Request (in case of RIBs Bidding through the UPI Mechanism) to block their Non-Resident Ordinary (“**NRO**”) accounts for the full Bid Amount, at the time of the submission of the Bid cum Application Form. Participation of Eligible NRIs in the Offer shall be subject to the FEMA Regulations.

In accordance with the FEMA rules, the total holding by any individual NRI, on a repatriation basis, could not exceed 5% of the total paid-up equity capital on a fully diluted basis or shall not exceed 5% of the paid-up value of each series of debentures or preference shares or share warrants issued by an Indian company and the total holdings of all NRIs and OCIs put together could not exceed 10% of the total paid-up equity capital on a fully diluted basis or could not exceed 10% of the paid-up value of each series of debentures or preference shares or share warrant. Provided that the aggregate ceiling of 10% may be raised to 24% if a special resolution to that effect is passed by the general body of the Indian company.

Eligible NRIs were permitted to apply in the Offer through Channel I or Channel II (as specified in the SEBI UPI Circulars). Further, subject to applicable law, Eligible NRIs could use Channel IV (as specified in the SEBI UPI Circulars) to apply in the Offer, provided the UPI facility was enabled for their NRE/NRO accounts.

Eligible NRIs Bidding on non-repatriation basis were advised to use the Bid cum Application Form for residents (White in colour). Eligible NRIs Bidding on a repatriation basis were advised to use the Bid cum Application Form meant for Non-Residents (Blue in colour).

For details of investment by NRIs, see “*Restrictions on Foreign Ownership of Indian Securities*” on page 508. Participation of Eligible NRIs was subject to the FEMA Regulations.

#### **Bids by HUFs**

Bids by Hindu Undivided Families or HUFs, were required to be made in the individual name of the Karta. The Bidder should specify that the Bid was being made in the name of the HUF in the Bid cum Application Form/Application Form as follows: “Name of sole or first Bidder: XYZ Hindu Undivided Family applying through XYZ, where XYZ is the name of the *Karta*”. Bids by HUFs were considered at par with Bids from individuals.

#### **Bids by FPIs**

In terms of the SEBI FPI Regulations, the investment in Equity Shares by a single FPI or an investor group (which means multiple entities registered as FPIs and directly or indirectly having common ownership of more than 50% or common control) must be below 10% of our post-Offer Equity Share capital. Further, in terms of the FEMA Regulations, the total holding by each FPI or an investor group shall be below 10% of the total paid-up equity share capital of our Company on a fully diluted basis and the total holdings of all FPIs could be up to 100%, being the sectoral cap of the paid-up equity share capital of our Company on a fully diluted basis.

In case of Bids made by FPIs, a certified copy of the certificate of registration issued under the SEBI FPI Regulations was required to be attached to the Bid cum Application Form, failing which our Company reserved the right to reject any Bid without assigning any reason. FPIs who wished to participate in the Offer were advised to use the Bid cum Application Form for Non-Residents (Blue in colour).

In terms of the FEMA Regulations, for calculating the aggregate holding of FPIs in a company, holding of all registered FPIs was included.

With effect from April 1, 2020, the aggregate limits for FPI investments are the sectoral caps applicable to our Company (i.e. up to 100% under the automatic route).

The FEMA Non-Debt Instruments Rules was enacted on October 17, 2019 in supersession of the Foreign Exchange Management (Transfer or Issue of Security by a Person Resident Outside India) Regulations, 2017, except as respects things done or omitted to be done before such supersession. FPIs were permitted to participate in the Offer subject to compliance with conditions and restrictions which may be specified by the Government from time to time.

To ensure compliance with the above requirement, SEBI, pursuant to its circular dated July 13, 2018, has directed that at the time of finalisation of the Basis of Allotment, the Registrar shall (i) use the PAN issued by the Income Tax Department of India for checking compliance for a single FPI; and (ii) obtain validation from Depositories



for the FPIs who have invested in the Offer to ensure there is no breach of the investment limit, within the timelines for issue procedure, as prescribed by SEBI from time to time.

Subject to compliance with all applicable Indian laws, rules, regulations, guidelines and approvals in terms of the SEBI FPI Regulations, an FPI, may issue, subscribe to or otherwise deal in offshore derivative instruments (as defined under the SEBI FPI Regulations as any instrument, by whatever name called, which is issued overseas by a FPI against securities held by it in India, as its underlying) directly or indirectly, only in the event (i) such offshore derivative instruments are issued only by persons registered as Category I FPIs; (ii) such offshore derivative instruments are issued only to persons eligible for registration as Category I FPIs; (iii) such offshore derivative instruments are issued after compliance with 'know your client' norms; and (iv) such other conditions as may be specified by SEBI from time to time.

In case the total holding of an FPI increases beyond 10% of the total paid-up Equity Share capital, on a fully diluted basis or 10% or more of the paid-up value of any series of debentures or preference shares or share warrants issued that may be issued by our Company, the total investment made by the FPI will be re-classified as FDI subject to the conditions as specified by SEBI and RBI in this regard and our Company and the investor will be required to comply with applicable reporting requirements.

Subject to compliance with all applicable Indian laws, rules, regulations, guidelines and approvals in terms of the SEBI FPI Regulations, an FPI is permitted to issue, subscribe to, or otherwise deal in offshore derivative instruments, directly or indirectly, only if it complies with the following conditions:

- (a) such offshore derivative instruments are issued only by persons registered as Category I FPIs;
- (b) such offshore derivative instruments are issued only to persons eligible for registration as Category I FPIs;
- (c) such offshore derivative instruments are issued after compliance with the 'know your client' norms as specified by SEBI; and
- (d) such other conditions as may be specified by SEBI from time to time.

An FPI is required to ensure that the transfer of an offshore derivative instruments issued by or on behalf of it, is subject to (a) the transfer being made to persons which fulfil the criteria provided under the SEBI FPI Regulations (as mentioned above from points (a) to (d)); and (b) prior consent of the FPI is obtained for such transfer, except in cases, where the persons to whom the offshore derivative instruments are to be transferred, are pre-approved by the FPI.

Bids by following FPIs, submitted with the same PAN but with different beneficiary account numbers, Client IDs and DP IDs shall not be treated as multiple Bids:

- FPIs which utilise the multi investment manager ("MIM") structure;
- Offshore derivative instruments which have obtained separate FPI registration for ODI and proprietary derivative investments;
- Sub funds or separate class of investors with segregated portfolio who obtain separate FPI registration;
- FPI registrations granted at investment strategy level/sub fund level where a collective investment scheme or fund has multiple investment strategies/sub-funds with identifiable differences and managed by a single investment manager;
- Multiple branches in different jurisdictions of foreign bank registered as FPIs;
- Government and Government related investors registered as Category 1 FPIs; and
- Entities registered as collective investment scheme having multiple share classes.

The Bids belonging to any of the above mentioned seven structures and having same PAN may be collated and identified as a single Bid in the Bidding process. The Equity Shares allotted in the Bid may be proportionately distributed to the applicant FPIs (with same PAN). In order to ensure valid Bids, FPIs making multiple Bids using the same PAN, and with different beneficiary account numbers, Client IDs and DP IDs, are required to provide a confirmation along with each of their Bid cum Application Forms that the relevant FPIs making multiple Bids utilize any of the above-mentioned structures and indicate the name of their respective investment managers in such confirmation. In the absence of such confirmation from the relevant FPIs, such multiple Bids shall be rejected.

The FPIs who wished to participate in the Offer were advised to use the Bid cum Application Form for non-residents.

#### **Bids by SEBI-registered VCFs, AIFs and FVCIs**

The SEBI VCF Regulations as amended, amongst others, prescribe the investment restrictions on VCFs, registered with SEBI. The SEBI AIF Regulations prescribe, amongst others, the investment restrictions on AIFs. The SEBI FVCI Regulations prescribe the investment restrictions on FVCIs.

Accordingly, the holding in any company by any individual VCF or FVCIs (under Schedule I of the FEMA Non-Debt Instruments Rules) registered with SEBI in one venture capital undertaking should not exceed 25% of the corpus of the VCF or FVCI. Further, VCFs and FVCIs can invest only up to 33.33% of the investible funds by way of subscription to an initial public offering.

Category I and II AIFs cannot invest more than 25% of their respective corpus in one investee company. A category III AIF cannot invest more than 10% of its corpus in one investee company. A VCF registered as a category I AIF, as defined in the SEBI AIF Regulations, cannot invest more than one-third of its investible funds by way of subscription to an initial public offering of a venture capital undertaking. Additionally, the VCFs which have not re-registered as an AIF under the SEBI AIF Regulations shall continue to be regulated by the SEBI VCF Regulations until the existing fund or scheme managed by the fund is wound up.

Further, the shareholding of VCFs, category I AIFs or category II AIFs and FVCIs holding equity shares of a company prior to an initial public offering being undertaken by such company, shall be exempt from lock-in requirements, Provided that such equity shares shall be locked in for a period of at least one year from the date of purchase by the venture capital fund or alternative investment fund or foreign venture capital investor.

**There was no reservation for Eligible NRI Bidders, AIFs, FPIs and FVCIs. All Bidders were treated on the same basis with other categories for the purpose of allocation.**

**All non-resident investors were required to note that refunds (in case of Anchor Investors), dividends and other distributions, if any, were payable in Indian Rupees only and net of bank charges and commission.**

Our Company, the Selling Shareholders, the JGC-BRLMs or the BRLMs will not be responsible for loss, if any, incurred by the Bidder on account of conversion of foreign currency.

#### **Bids by limited liability partnerships**

In case of Bids made by limited liability partnerships registered under the Limited Liability Partnership Act, 2008, as amended, a certified copy of certificate of registration issued under the Limited Liability Partnership Act, 2008, as amended, was required to be attached to the Bid cum Application Form. Failing this, our Company, in consultation with the JGC-BRLMs and the BRLMs, reserved the right to reject any Bid without assigning any reason thereof.

#### **Bids by banking companies**

In case of Bids made by banking companies registered with RBI, certified copies of: (i) the certificate of registration issued by RBI, and (ii) the approval of such banking company's investment committee were required to be attached to the Bid cum Application Form, failing which our Company, in consultation with the JGC-BRLMs and the BRLMs, reserved the right to reject any Bid without assigning any reason thereof.

The investment limit for banking companies in non-financial services companies as per the Banking Regulation Act, 1949, as amended, ("**Banking Regulation Act**"), and the Master Directions - Reserve Bank of India (Financial Services provided by Banks) Directions, 2016, as amended, is 10% of the paid-up share capital of the investee company, not being its subsidiary engaged in non-financial services, or 10% of the banking company's paid-up share capital and reserves, whichever is lower.

However, a banking company would be permitted to invest in excess of 10% but not exceeding 30% of the paid-up share capital of such investee company if (i) the investee company is engaged in non-financial activities permitted for banking companies in terms of Section 6(1) of the Banking Regulation Act; (ii) the additional acquisition is through restructuring of debt, or to protect the banking company's interest on loans/investments made to a company; (iii) hold along with its subsidiaries, associates or joint ventures or entities directly or indirectly controlled by the bank; and mutual funds managed by asset management companies controlled by the bank, more than 20% of the investee company's paid up share capital engaged in non-financial services. However, this cap doesn't apply to the cases mentioned in (i) and (ii) above.

Further, the aggregate investment by a banking company in all its subsidiaries and other entities engaged in financial services and non-financial services, including overseas investments, cannot exceed 20% of the banking

company's paid up share capital and reserves. The banking company is required to submit a time-bound action plan for disposal of such shares within a specified period to RBI. A banking company would require a prior approval of the RBI to make an investment in a non-financial services company in excess of 10% of such investee company's paid-up share capital as stated in para (i) above.

### **Bids by SCSBs**

SCSBs participating in the Offer were required to comply with the terms of the SEBI circulars (Nos. CIR/CFD/DIL/12/2012 and CIR/CFD/DIL/1/2013) dated September 13, 2012 and January 2, 2013. Such SCSBs were required to ensure that for making applications on their own account using ASBA, they should have a separate account in their own name with any other SEBI registered SCSBs. Further, such account could be used solely for the purpose of making application in public issues and clear demarcated funds should be available in such account for such applications.

### **Bids by insurance companies**

In case of Bids made by insurance companies registered with the IRDAI, a certified copy of certificate of registration issued by IRDAI were required to be attached to the Bid cum Application Form. Failing this, our Board or the IPO Committee, as applicable, in consultation with the JGC-BRLMs and the BRLMs reserved the right to reject any Bid without assigning any reason thereof.

The exposure norms for insurers are prescribed under the Insurance Regulatory and Development Authority (Investment) Regulations, 2016, as amended ("IRDAI Investment Regulations"), based on investments in the equity shares of a company, the entire group of the investee company and the industry sector in which the investee company operates. Bidders were advised to refer to the IRDA Investment Regulations for specific investment limits applicable to them.

### **Bids by provident funds/pension funds**

In case of Bids made by provident funds/pension funds, subject to applicable laws, with minimum corpus of ₹250 million, a certified copy of a certificate from a chartered accountant certifying the corpus of the provident fund/pension fund were required to be attached to the Bid cum Application Form. Failing this, our Company, in consultation with the JGC-BRLMs and the BRLMs, reserved the right to reject any Bid, without assigning any reason thereof.

### **Bids under Power of Attorney**

In case of Bids made pursuant to a power of attorney or by limited companies, corporate bodies, registered societies, FPIs, AIFs, Mutual Funds, NBFC – SI, insurance companies, insurance funds set up by the army, navy or air force of the India, insurance funds set up by the Department of Posts, India or the National Investment Fund and provident funds with a minimum corpus of ₹250 million (subject to applicable law) and pension funds with a minimum corpus of ₹250 million, a certified copy of the power of attorney or the relevant resolution or authority, as the case may be, along with a certified copy of the memorandum of association and articles of association and/or bye laws were required to be attached with the Bid cum Application Form. Failing this, our Company, in consultation with the JGC-BRLMs and the BRLMs, reserved the right to accept or reject any Bid in whole or in part, in either case, without assigning any reason thereof.

Our Company, in consultation with the JGC-BRLMs and the BRLMs in their absolute discretion, reserved the right to relax the above condition of simultaneous lodging of the power of attorney along with the Bid cum Application Form subject to the terms and conditions that our Company, in consultation with the JGC-BRLMs and the BRLMs may deem fit.

### **Bids by Systemically Important Non-Banking Financial Companies**

In case of Bids made by Systemically Important NBFCs registered with RBI, certified copies of: (i) the certificate of registration issued by RBI, (ii) certified copy of its last audited financial statements on a standalone basis and a net worth certificate from its statutory auditor, and (iii) such other approval as may be required by the Systemically Important NBFCs, were required to be attached to the Bid cum Application Form. Failing this, our Company, in consultation with the JGC-BRLMs and the BRLMs, reserved the right to reject any Bid without assigning any reason thereof. Systemically Important NBFCs participating in the Offer were required to comply with all applicable regulations, guidelines and circulars issued by RBI from time to time.

The investment limit for Systemically Important NBFCs shall be as prescribed by RBI from time to time.

### **Bids by Anchor Investors**

In accordance with the SEBI ICDR Regulations, in addition to details and conditions mentioned in this section the key terms for participation by Anchor Investors are provided below. Anchor Investor Application Forms were made available for the Anchor Investor Portion at the offices of the JGC-BRLMs and the BRLMs.

Except for Mutual Funds, AIFs or FPIs (other than individuals, corporate bodies and family offices) sponsored by entities which are associates of the JGC-BRLMs or the BRLMs or insurance companies promoted by entities which are associates of the JGC-BRLMs and the BRLMs, no JGC-BRLMs and the BRLMs or their respective associates could apply in the Offer under the Anchor Investor Portion.

Further, an Anchor Investor shall be deemed to be an “associate of the JGC-BRLMs or the BRLMs” if: (i) either of them controls, directly or indirectly through its subsidiary or holding company, not less than 15% of the voting rights in the other; or (ii) either of them, directly or indirectly, by itself or in combination with other persons, exercises control over the other; or (iii) there is a common director, excluding nominee director, among the Anchor Investors, the JGC-BRLMs and the BRLMs.

The Bid were required to be for a minimum of such number of Equity Shares so that the Bid Amount exceeds ₹ 100 million. A Bid could not be submitted for over 60% of the QIB Portion. In case of a Mutual Fund, separate Bids by individual schemes of a Mutual Fund were aggregated to determine the minimum application size of ₹ 100 million.

One-third of the Anchor Investor Portion was required to be reserved for allocation to domestic Mutual Funds.

Our Company, in consultation with the JGC-BRLMs and the BRLMs, could finalise allocation to the Anchor Investors on a discretionary basis, provided that the minimum number of Allottees in the Anchor Investor Portion were not less than:

- maximum of two Anchor Investors, where allocation under the Anchor Investor Portion was up to ₹ 100 million;
- minimum of two and maximum of 15 Anchor Investors, where the allocation under the Anchor Investor Portion was more than ₹ 100 million but up to ₹ 2,500 million, subject to a minimum Allotment of ₹ 50 million per Anchor Investor; and
- in case of allocation above ₹ 2,500 million under the Anchor Investor Portion, a minimum of five such investors and a maximum of 15 Anchor Investors for allocation up to ₹ 2,500 million, and an additional 10 Anchor Investors for every additional ₹ 2,500 million, subject to minimum Allotment of ₹ 50 million per Anchor Investor.

Allocation to Anchor Investors was required to be completed on the Anchor Investor Bid/Offer Period. The number of Equity Shares allocated to Anchor Investors and the price at which the allocation was made, was required to be made available in the public domain by the JGC-BRLMs and the BRLMs before the Bid/Offer Opening Date, through intimation to the Stock Exchanges.

Anchor Investors could not withdraw or lower the size of their Bids at any stage after submission of the Bid.

If the Offer Price was greater than the Anchor Investor Allocation Price, the additional amount being the difference between the Offer Price and the Anchor Investor Offer Price was payable by the Anchor Investors on the Anchor Investor pay-in date specified in the CAN. If the Offer Price is lower than the Anchor Investor Offer Price, Allotment to successful Anchor Investors was required to be at the higher price.

Equity Shares Allotted in the Anchor Investor Portion will be locked in for a period of 30 days from the date of Allotment.

Bids made by QIBs under both the Anchor Investor Portion and the QIB Portion will not be considered multiple Bids.

**The above information is given for the benefit of the Bidders. Our Company, the Selling Shareholders, the JGC-BRLMs and the BRLMs are not liable for any amendments or modification or changes in applicable**

laws or regulations, which may occur after the date of this Prospectus. Bidders were advised to make their independent investigations and ensure that any single Bid from them did not exceed the applicable investment limits or maximum number of the Equity Shares that can be held by them under applicable law or regulation or as specified in the Red Herring Prospectus and this Prospectus, or as will be specified in the Red Herring Prospectus and the Prospectus.

In accordance with existing regulations issued by the RBI, OCBs could not participate in this Offer.

### **Information for Bidders**

The relevant Designated Intermediary was required to enter a maximum of three Bids at different price levels opted in the Bid cum Application Form and such options were not considered as multiple Bids. It is the Bidder's responsibility to obtain the acknowledgment slip from the relevant Designated Intermediary. The registration of the Bid by the Designated Intermediary does not guarantee that the Equity Shares will be allocated/Allotted. Such Acknowledgement Slip will be non-negotiable and by itself will not create any obligation of any kind. A Bidder was required to surrender the earlier Acknowledgement Slip if he/she revised his or her Bid, and was required to request for a revised acknowledgment slip from the relevant Designated Intermediary as proof of him or her having revised the previous Bid.

In relation to electronic registration of Bids, the permission given by the Stock Exchanges to use their network and software of the electronic bidding system could not in any way be deemed or construed to mean that the compliance with various statutory and other requirements by our Company, the Selling Shareholders, the JGC-BRLMs and/or the BRLMs are cleared or approved by the Stock Exchanges; nor did it in any manner warrant, certify or endorse the correctness or completeness of compliance with the statutory and other requirements, nor did it take any responsibility for the financial or other soundness of our Company, the management or any scheme or project of our Company; nor did it in any manner warrant, certify or endorse the correctness or completeness of any of the contents of the Red Herring Prospectus or this Prospectus; nor did it warrant that the Equity Shares will be listed or will continue to be listed on the Stock Exchanges.

### **General Instructions**

Please note that QIBs and Non-Institutional Investors were not permitted to withdraw their Bid(s) or lower the size of their Bid(s) (in terms of quantity of Equity Shares or the Bid Amount) at any stage. Retail Individual Bidders could revise their Bid(s) during the Bid/Offer Period and withdraw their Bid(s) until Bid/Offer Closing Date. Anchor Investors were not allowed to withdraw or lower the size of their Bids after the Anchor Investor Bid/Offer Period.

#### ***Do's:***

1. Check if you are eligible to apply as per the terms of the Red Herring Prospectus and under applicable law, rules, regulations, guidelines and approvals. All Bidders (other than Anchor Investors) should submit their Bids through the ASBA process only;
2. Ensure that you have Bid within the Price Band;
3. Read all the instructions carefully and complete the Bid cum Application Form in the prescribed form;
4. Ensure that you (other than the Anchor Investors) have mentioned the correct details of ASBA Account (i.e. bank account number or UPI ID, as applicable) in the Bid cum Application Form if you are not an RIB bidding using the UPI Mechanism in the Bid cum Application Form and if you are an RIB using the UPI Mechanism ensure that you have mentioned the correct UPI ID in the Bid cum Application Form;
5. Retail Individual Investors Bidding using the UPI Mechanism shall ensure that the bank, with which they have their bank account, where the funds equivalent to the application amount are available for blocking is UPI 2.0 certified by NPCI before submitting the ASBA Form to any of the Designated Intermediaries;
6. Ensure that your Bid cum Application Form bearing the stamp of a Designated Intermediary is submitted to the Designated Intermediary at the Bidding Centre within the prescribed time. RIBs using UPI Mechanism, may submit their ASBA Forms with Syndicate, sub-Syndicate Members, Registered Brokers, RTA or CDP;
7. Ensure that you have funds equal to the Bid Amount in the ASBA Account maintained with the SCSB, before submitting the ASBA Form to any of the Designated Intermediaries. Ensure that you use only your

own bank account linked UPI ID (only for RIBs using the UPI Mechanism) to make an application in the Offer;

8. If the first Bidder is not the bank account holder, ensure that the Bid cum Application Form is signed by the account holder. Ensure that you have an account with an SCSB and have mentioned the correct bank account number in the Bid cum Application Form (for all Bidders other than RIBs bidding using the UPI Mechanism);
9. Ensure that the signature of the First Bidder in case of joint Bids, is included in the Bid cum Application Forms;
10. Ensure that you request for and receive a stamped acknowledgement counterfoil or acknowledgment specifying the application number as a proof of having accepted Bid cum Application Form for all your Bid options from the concerned Designated Intermediary;
11. Ensure that the name(s) given in the Bid cum Application Form is/are exactly the same as the name(s) in which the beneficiary account is held with the Depository Participant. In case of joint Bids, the Bid cum Application Form should contain only the name of the First Bidder whose name should also appear as the first holder of the beneficiary account held in joint names. Ensure that the signature of the First Bidder is included in the Bid cum Application Forms;
12. Ensure that you submit the revised Bids to the same Designated Intermediary, through whom the original Bid was placed and obtain a revised acknowledgment;
13. Ensure that you have accepted the UPI Mandate Request received from the Sponsor Bank prior to 12:00 p.m. of the Working Day immediately after the Bid/ Offer Closing Date;
14. Ensure that you have correctly signed the authorisation/undertaking box in the Bid cum Application Form, or have otherwise provided an authorisation to the SCSB or Sponsor Bank, as applicable, via the electronic mode, for blocking funds in the ASBA Account equivalent to the Bid Amount mentioned in the Bid cum Application Form, as the case may be, at the time of submission of the Bid. In case of RIBs submitting their Bids and participating in the Offer through the UPI Mechanism, ensure that you authorise the UPI Mandate Request, including in case of any revision of Bids, raised by the Sponsor Bank for blocking of funds equivalent to Bid Amount and subsequent debit of funds in case of Allotment;
15. Except for Bids (i) on behalf of the Central or State Governments and the officials appointed by the courts, who, in terms of the SEBI circular no. MRD/Dop/Cir-20/2008 dated June 30, 2008, may be exempt from specifying their PAN for transacting in the securities market, (ii) submitted by investors who are exempt from the requirement of obtaining/specifying their PAN for transacting in the securities market, and (iii) Bids by persons resident in the state of Sikkim, who, in terms of a SEBI circular no. MRD/DoP/SE/Cir- 8 /2006 dated July 20, 2006, may be exempted from specifying their PAN for transacting in the securities market, all Bidders should mention their PAN allotted under the IT Act. The exemption for the Central or the State Government and officials appointed by the courts and for investors residing in the State of Sikkim is subject to (a) the Demographic Details received from the respective depositories confirming the exemption granted to the beneficiary owner by a suitable description in the PAN field and the beneficiary account remaining in "active status"; and (b) in the case of residents of Sikkim, the address as per the Demographic Details evidencing the same. All other applications in which PAN is not mentioned will be rejected;
16. Ensure that the Demographic Details are updated, true and correct in all respects;
17. Ensure that thumb impressions and signatures other than in the languages specified in the Eighth Schedule to the Constitution of India are attested by a Magistrate or a Notary Public or a Special Executive Magistrate under official seal;
18. Ensure that the category and the investor status is indicated in the Bid cum Application Form to ensure proper upload of your Bid in the electronic Bidding system of the Stock Exchanges;
19. Ensure that in case of Bids under power of attorney or by limited companies, corporates, trust, etc., relevant documents are submitted;
20. Ensure that Bids submitted by any person resident outside India is in compliance with applicable foreign and Indian laws;

21. Since the Allotment will be in demat form only, ensure that the Bidder's depository account is active, the correct DP ID, Client ID, the PAN, UPI ID, if applicable, are mentioned in their Bid cum Application Form and that the name of the Bidder, the DP ID, Client ID, the PAN and UPI ID, if applicable, entered into the online IPO system of the Stock Exchanges by the relevant Designated Intermediary, as applicable, matches with the name, DP ID, Client ID, PAN and UPI ID, if applicable, available in the Depository database;
22. Ensure that you have accepted the UPI Mandate Request received from the Sponsor Bank prior to 12:00 p.m. of the Working Day immediately after the Bid/ Offer Closing Date;
23. FPIs making MIM Bids using the same PAN, and different beneficiary account numbers, Client IDs and DP IDs, are required to submit a confirmation that their Bids are under the MIM structure and indicate the name of their investment managers in such confirmation which shall be submitted along with each of their Bid cum Application Forms. In the absence of such confirmation from the relevant FPIs, such MIM Bids shall be rejected;
24. RIBs shall ensure that details of the Bid are reviewed and verified by opening the attachment in the UPI Mandate Request and then proceed to authorise the UPI Mandate Request using his/her UPI PIN. Upon the authorisation of the mandate using his/her UPI PIN, an RIB may be deemed to have verified the attachment containing the application details of the RIB in the UPI Mandate Request and have agreed to block the entire Bid Amount and authorised the Sponsor Bank to block the Bid Amount mentioned in the Bid Cum Application Form; and
25. Ensure that while Bidding through a Designated Intermediary, the Bid cum Application Form (other than for Anchor Investors and RIBs bidding using the UPI Mechanism) is submitted to a Designated Intermediary in a Bidding Centre and that the SCSB where the ASBA Account, as specified in the ASBA Form, is maintained has named at least one branch at that location for the Designated Intermediary to deposit ASBA Forms (a list of such branches is available on the website of SEBI at [www.sebi.gov.in](http://www.sebi.gov.in)).
26. FPIs making MIM Bids using the same PAN, and different beneficiary account numbers, Client IDs and DP IDs, are required to submit a confirmation that their Bids are under the MIM structure and indicate the name of their investment managers in such confirmation which shall be submitted along with each of their Bid cum Application Forms. In the absence of such confirmation from the relevant FPIs, such MIM Bids shall be rejected.
27. If you are in the United States or a U.S. person then you are both a U.S. QIB and a QP, and you will purchase, hold or transfer Equity Shares amounting to at least US\$250,000 or its equivalent in another currency.

The Bid cum Application Form was liable to be rejected if the above instructions, as applicable, were not complied with. Application made using incorrect UPI handle or using a bank account of an SCSB or SCSBs which is not mentioned in the Annexure 'A' to the SEBI circular no. SEBI/HO/CFD/DIL2/CIR/P/2019/85 dated July 26, 2019 were liable to be rejected.

***Don'ts:***

1. Do not Bid for lower than the minimum Bid size;
2. Do not Bid for a Bid Amount exceeding ₹ 200,000 (for Bids by Retail Individual Bidders)
3. Do not pay the Bid Amount in cheques, demand drafts or by cash, money order, postal order or by stock invest;
4. Do not send Bid cum Application Forms by post; instead submit the same to the Designated Intermediary only;
5. Do not Bid at Cut-off Price (for Bids by QIBs and Non-Institutional Bidders);
6. Do not instruct your respective banks to release the funds blocked in the ASBA Account under the ASBA process;
7. Do not submit the Bid for an amount more than funds available in your ASBA account;
8. Do not submit Bids on plain paper or on incomplete or illegible Bid cum Application Forms or on Bid cum

Application Forms in a colour prescribed for another category of a Bidder;

9. Do not instruct your respective banks to release the funds blocked in the ASBA Account under the ASBA process;
10. If you are a RIB using UPI mechanism, do not submit more than one Bid cum Application Form for each UPI ID;
11. Anchor Investors should not Bid through the ASBA process;
12. Do not submit the ASBA Forms to any Designated Intermediary that is not authorised to collect the relevant ASBA Forms or to our Company;
13. Do not Bid on a Bid cum Application Form that does not have the stamp of the relevant Designated Intermediary;
14. Do not submit the General Index Register (GIR) number instead of the PAN;
15. Do not submit incorrect details of the DP ID, Client ID, PAN and UPI ID, if applicable, or provide details for a beneficiary account which is suspended or for which details cannot be verified by the Registrar to the Offer;
16. Do not submit a Bid in case you are not eligible to acquire Equity Shares under applicable law or your relevant constitutional documents or otherwise;
17. Do not Bid if you are not competent to contract under the Indian Contract Act, 1872 (other than minors having valid depository accounts as per Demographic Details provided by the depository);
18. Do not submit a Bid/revise a Bid Amount, with a price less than the Floor Price or higher than the Cap Price;
19. Do not submit a Bid using UPI ID, if you are not a RIB;
20. Do not Bid on another Bid cum Application Form or the Anchor Investor Application Form, as the case may be, after you have submitted a Bid to any of the Designated Intermediaries after you have submitted a Bid to the Designated Intermediary;
21. Do not Bid for Equity Shares more than what is specified by respective Stock Exchange for each category;
22. If you are a QIB, do not submit your Bid after 3 p.m. on the QIB Bid/Offer Closing Date;
23. Do not fill up the Bid cum Application Form such that the Equity Shares Bid for, exceeds the Offer size and/or investment limit or maximum number of the Equity Shares that can be held under applicable laws or regulations or maximum amount permissible under applicable laws or regulations, or under the terms of the Red Herring Prospectus;
24. Do not withdraw your Bid or lower the size of your Bid (in terms of quantity of the Equity Shares or the Bid Amount) at any stage, if you are a QIB or a Non-Institutional Bidder. RIB may revise or withdraw their Bids on or before the Bid/Offer Closing Date;
25. Do not submit Bids to a Designated Intermediary at a location other than Specified Locations. If you are RIB using UPI Mechanism, do not submit the ASBA Form directly with SCSBs;
26. If you are an RIB which is submitting the ASBA Form with any of the Designated Intermediaries and using your UPI ID for the purpose of blocking of funds, do not use any third party bank account or third party linked bank account UPI ID; and
27. Do not Bid if you are an OCB;
28. RIBs Bidding through the UPI Mechanism using the incorrect UPI handle or using a bank account of an SCSB and/ or mobile applications which is not mentioned in the list provided on the SEBI website are liable to be rejected;
29. Do not submit the Bid cum Application Forms to any non-SCSB bank; and



30. Do not submit a Bid cum Application Form with third party ASBA Bank Account or UPI ID (in case of Bids submitted by RIB Bidder using the UPI Mechanism).
31. If you are in the United States or a U.S. person, then do not Bid for a Bid Amount for less than US\$250,000 or its equivalent in another currency.

The Bid cum Application Form is liable to be rejected if the above instructions, as applicable, are not complied with.

Further, in case of any pre-Offer or post Offer related issues regarding share certificates/demat credit/refund orders/unblocking etc., investors shall reach out to the Company Secretary and Compliance Officer. For details of the Company Secretary and Compliance Officer, see “**General Information**” on page 92. For helpline details of the Managers pursuant to the SEBI/HO/CFD/DIL2/CIR/P/2021/2480/1/M dated March 16, 2021, see “**General Information – JC-BRLMs and BRLMs**” on page 94.

#### **Names of entities responsible for finalising the basis of allotment in a fair and proper manner**

The authorised employees of the Designated Stock Exchange, along with the JGC-BRLMs, the BRLMs and the Registrar, shall ensure that the basis of allotment is finalised in a fair and proper manner in accordance with the procedure specified in SEBI ICDR Regulations.

#### **Method of allotment as may be prescribed by SEBI from time to time**

Our Company will not make any Allotment in excess of the Equity Shares offered through the Offer through the Red Herring Prospectus and this Prospectus except in case of oversubscription for the purpose of rounding off to make Allotment, in consultation with the Designated Stock Exchange. Further, upon oversubscription, an Allotment of not more than 1% of the Offer to public may be made for the purpose of making Allotment in minimum lots.

The allotment of Equity Shares to Bidders other than to the RIBs and Anchor Investors shall be on a proportionate basis within the respective investor categories and the number of securities allotted shall be rounded off to the nearest integer, subject to minimum allotment being equal to the minimum application size as determined and disclosed.

The allotment of Equity Shares to each RIBs shall not be less than the minimum bid lot, subject to the availability of shares in Retail Portion, and the remaining available shares, if any, shall be allotted on a proportionate basis.

#### **Payment into Escrow Account(s) for Anchor Investors**

Our Company, in consultation with the JGC-BRLMs and the BRLMs, in its absolute discretion, decided the list of Anchor Investors to whom the CAN was sent, pursuant to which the details of the Equity Shares allocated to them in their respective names were notified to such Anchor Investors. For Anchor Investors, the payment instruments for payment into the Escrow Account(s) were required to be drawn in favour of:

- (a) In case of resident Anchor Investors: “One97 Communications Limited – Anchor R”
- (b) In case of non-resident Anchor Investors: “One97 Communications Limited – Anchor NR”

Anchor Investors should note that the escrow mechanism is not prescribed by SEBI and has been established as an arrangement between our Company, the Selling Shareholders and the Syndicate, the Escrow Collection Bank and the Registrar to the Offer to facilitate collections of Bid amounts from Anchor Investors.

#### **Pre-Offer Advertisement**

Our Company after filing the Red Herring Prospectus with the RoC, published a pre-Offer advertisement, in the form prescribed by the SEBI ICDR Regulations, in all the editions of Financial Express (a widely circulated English national daily newspaper) and all the editions of Jansatta (a widely circulated Hindi national daily newspaper, Hindi also being the regional language in New Delhi, where our Registered Office is located).

In the pre-Offer advertisement, we stated the Bid/Offer Opening Date and the Bid/Offer Closing Date. This advertisement, subject to the provisions of Section 30 of the Companies Act, 2013, was in the format prescribed in Part A of Schedule X of the SEBI ICDR Regulations.

**The above information was given for the benefit of the Bidders. Our Company, the Selling Shareholders, the JGC-BRLMs and the BRLMs are not liable for any amendments or modification or changes in applicable laws or regulations, which may occur after the date of the Red Herring Prospectus and this Prospectus. Bidders were advised to make their independent investigations and ensure that the number of Equity Shares Bid for do not exceed the prescribed limits under applicable laws or regulations.**

#### **Signing of the Underwriting Agreement and the RoC Filing**

- (a) Our Company, the Selling Shareholders and the Syndicate have entered into an Underwriting Agreement.
- (b) After signing the Underwriting Agreement, this Prospectus is being filed with the RoC in accordance with applicable law. This Prospectus contains details of the Offer Price, the Anchor Investor Offer Price, Offer size, and underwriting arrangements and is complete in all material respects.

#### **Undertakings by our Company**

Our Company undertakes the following:

1. the complaints received in respect of the Offer were attended to by our Company expeditiously and satisfactorily;
2. all steps for completion of the necessary formalities for listing and commencement of trading at all the Stock Exchanges where the Equity Shares are proposed to be listed shall be taken in consultation with the JGC-BRLMs and the BRLMs within such period as may be prescribed under applicable law;
3. the funds required for making refunds/unblocking (to the extent applicable) as per the mode(s) disclosed shall be made available to the Registrar to the Offer by our Company;
4. where refunds (to the extent applicable) are made through electronic transfer of funds, a suitable communication shall be sent to the Bidder within the time prescribed under applicable law, giving details of the bank where refunds shall be credited along with amount and expected date of electronic credit of refund;
5. except for Equity Shares to be allotted pursuant to the Offer and any allotment of Equity Shares to employees of our Company pursuant to exercise of stock options granted under the ESOP Schemes, no further issue of the Equity Shares shall be made till the Equity Shares offered through the Red Herring Prospectus are listed or until the Bid monies are unblocked in ASBA Account/refunded on account of non-listing, under-subscription, etc.; and
6. that adequate arrangements were made to collect all Bid cum Application Forms.

#### **Undertakings by the Selling Shareholders**

Each of the Selling Shareholder confirms/ undertakes, severally and not jointly, in respect of itself as a Selling Shareholder and its respective portion of the Offered Shares that:

1. it is the legal and beneficial owner of its respective portion of the Offered Shares and has acquired and holds such Offered Shares in compliance with applicable law;
2. the Offered Shares are free and clear of encumbrances and/or any defect to good, are valid and have a marketable title, and shall be transferred pursuant to the Offer, free and clear of any encumbrances;
3. it is not debarred or prohibited from accessing the capital markets or restrained from buying, selling or dealing in securities, in any case under any order or direction passed by the SEBI or any other governmental authority;
4. it does not have any proceedings (including show cause notices) pending against it for violation of any securities laws;
5. the Offered Shares satisfy the eligibility requirements set forth in Rule 144A(d)(3) under the U.S. Securities Act;
6. it shall not make a Bid in the Offer, or offer any incentive, whether direct or indirect, in any manner, whether in cash or kind or services or otherwise, to any person for making a Bid in the Offer, and shall not make any payment, whether direct or indirect, whether in the nature of discounts, commission, allowance or otherwise, to any person who makes a Bid in the Offer; and

7. it has not taken, and shall not take, directly or indirectly, any action designed, to cause, or result in, or that may be reasonably expected to result in, stabilization or manipulation of the price of any security of the Company to facilitate the sale or resale of any of the Offered Shares, including any buy-back arrangements for the purchase of any the Offered Shares

The decisions with respect to the Price Band and the Offer Price were taken by our Company and the Investor Selling Shareholders, in consultation with the JGC-BRLMs and the BRLMs, and with respect to the minimum Bid lot were taken by our Company and the Investor Selling Shareholders, in consultation with the JGC-BRLMs and the BRLMs.

### **Utilisation of Offer Proceeds**

Our Board certifies and declares that:

- all monies received out of the Fresh Issue shall be credited/transferred to a separate bank account other than the bank account referred to in sub-section (3) of Section 40 of the Companies Act, 2013; and
- details of all monies utilised out of the Offer shall be disclosed, and continue to be disclosed till the time any part of the Fresh Issue proceeds remains unutilised, under an appropriate head in the balance sheet of our Company indicating the purpose for which such monies have been utilised

### **Impersonation**

Attention of the Bidders is specifically drawn to the provisions of sub-section (1) of Section 38 of the Companies Act, 2013 which is reproduced below:

*“Any person who—*

- (a) makes or abets making of an application in a fictitious name to a company for acquiring, or subscribing for, its securities; or*
- (b) makes or abets making of multiple applications to a company in different names or in different combinations of his name or surname for acquiring or subscribing for its securities; or*
- (c) otherwise induces directly or indirectly a company to allot, or register any transfer of, securities to him, or to any other person in a fictitious name,*

*shall be liable for action under Section 447.”*

The liability prescribed under Section 447 of the Companies Act, 2013 for fraud involving an amount of at least ₹ 1 million or 1% of the turnover of the company, whichever is lower, includes imprisonment for a term which shall not be less than six months extending up to 10 years and fine of an amount not less than the amount involved in the fraud, extending up to three times such amount (provided that where the fraud involves public interest, such term shall not be less than three years.) Further, where the fraud involves an amount less than ₹ 1 million or one per cent of the turnover of the company, whichever is lower, and does not involve public interest, any person guilty of such fraud shall be punishable with imprisonment for a term which may extend to five years or with fine which may extend to ₹ 5 million or with both.

## RESTRICTIONS ON FOREIGN OWNERSHIP OF INDIAN SECURITIES

Foreign investment in Indian securities is regulated through the Industrial Policy, 1991 of the GoI and FEMA. While the Industrial Policy, 1991 prescribes the limits and the conditions subject to which foreign investment can be made in different sectors of the Indian economy, FEMA regulates the precise manner in which such investment may be made. The Government has from time to time made policy pronouncements on foreign direct investment (“FDI”) through press notes and press releases.

The Department for Promotion of Industry and Internal Trade, Ministry of Commerce and Industry, GoI, earlier known as Department of Industrial Policy and Promotion (“DPIIT”) issued the Consolidated FDI Policy Circular of 2020 (“**FDI Policy**”) by way of circular bearing number DPIIT file number 5(2)/2020-FDI Policy dated October 15, 2020, which with effect from October 15, 2020, consolidates and supersedes all previous press notes, press releases and clarifications on FDI issued by the DPIIT that were in force and effect as on October 15, 2020. The FDI Policy will be valid until the DPIIT issues an updated circular. Up to 100% foreign investment under the automatic route is currently permitted for our Company.

The transfer of shares between an Indian resident and a non-resident does not require the prior approval of the RBI, provided that (i) the activities of the investee company are under the automatic route under the FDI Policy and transfer does not attract the provisions of the Takeover Regulations; (ii) the non-resident shareholding is within the sectoral limits under the FDI Policy; and (iii) the pricing is in accordance with the guidelines prescribed by the SEBI/RBI.

Further, in accordance with Press Note No. 3 (2020 Series), dated April 17, 2020 issued by the DPIIT and the Foreign Exchange Management (Non-debt Instruments) Amendment Rules, 2020 which came into effect from April 22, 2020, any investment, subscription, purchase or sale of equity instruments by entities of a country which shares land border with India or where the beneficial owner of an investment into India is situated in or is a citizen of any such country (“**Restricted Investors**”), will require prior approval of the Government, as prescribed in the Consolidated FDI Policy and the FEMA Rules. Further, in the event of transfer of ownership of any existing or future foreign direct investment in an entity in India, directly or indirectly, resulting in the beneficial ownership falling within the aforesaid restriction/ purview, such subsequent change in the beneficial ownership will also require approval of the Government. Furthermore, on April 22, 2020, the Ministry of Finance, Government of India has also made a similar amendment to the FEMA Rules. Pursuant to the Foreign Exchange Management (Non-debt Instruments) (Fourth Amendment) Rules, 2020, a multilateral bank or fund, of which India is a member, shall not be treated as an entity of a particular country nor shall any country be treated as the beneficial owner of the investments of such bank or fund in India. Each Bidder should seek independent legal advice about its ability to participate in the Offer. In the event such prior approval of the Government of India is required, and such approval has been obtained, the Bidder shall intimate our Company and the Registrar to the Offer in writing about such approval along with a copy thereof within the Offer Period.

As per the existing policy of the Government of India, OCBs cannot participate in this Offer.

**The Equity Shares have not been and will not be registered under the U.S. Securities Act or any state securities laws in the United States, and may not be offered or sold within the United States or to, or for the account or benefit of, U.S. Persons, except pursuant to an exemption from, or in a transaction not subject to, the registration requirements of the U.S. Securities Act and applicable state securities laws in the United States. The Company has not registered and does not intend to register under the U.S. Investment Company Act in reliance on Section 3(c)(7) of the U.S. Investment Company Act, and investors will not be entitled to the benefits of the U.S. Investment Company Act. Accordingly, the Equity Shares are only being offered and sold (i) to persons in the United States or to or for the account or benefit of, U.S. Persons, in each case to investors that are both “qualified institutional buyers” (as defined in Rule 144A under the U.S. Securities Act and referred to in the Red Herring Prospectus and this Prospectus as “U.S. QIBs” and, for the avoidance of doubt, the term U.S. QIBs does not refer to a category of institutional investor defined under applicable Indian regulations and referred to in the Red Herring Prospectus and this Prospectus as “QIBs”) and “qualified purchasers” (as defined under the U.S. Investment Company Act and referred to in this Prospectus as “QPs”) in transactions exempt from or not subject to the registration requirements of the U.S. Securities Act and in reliance on Section 3(c)(7) of the U.S. Investment Company Act; or (ii) outside the United States to investors that are not U.S. Persons nor persons acquiring for the account or benefit of U.S. Persons in “offshore transactions” in reliance on Regulation S under the U.S. Securities Act and the applicable laws of the jurisdiction where those offers and sales occur.**

**The Equity Shares have not been and will not be registered, listed or otherwise qualified in any other jurisdiction outside India and may not be offered or sold, and Bids may not be made by persons in any such jurisdiction, except in compliance with the applicable laws of such jurisdiction.**

**The above information is given for the benefit of the Bidders. Our Company, the Selling Shareholders, the JGC-BRLMs and the BRLMs are not liable for any amendments or modification or changes in applicable laws or regulations, which may occur after the date of the Red Herring Prospectus and this Prospectus. Bidders are advised to make their independent investigations and ensure that the number of Equity Shares Bid for do not exceed the applicable limits under laws or regulations.**

For further details, see “*Offer Procedure*” on page 491.

The above information is given for the benefit of the Bidders. Our Company, the JGC-BRLMs and the BRLMs are not liable for any amendments or modification or changes in applicable laws or regulations, which may occur after the date of the Red Herring Prospectus and this Prospectus. Bidders are advised to make their independent investigations and ensure that the number of Equity Shares Bid for do not exceed the applicable limits under laws or regulations.

## SECTION VIII – MAIN PROVISIONS OF THE ARTICLES OF ASSOCIATION

*Capitalised terms used in this section have the meaning that has been given to such terms in the Articles of Association of our Company. Pursuant to Schedule I of the Companies Act and the SEBI ICDR Regulations, the main provisions of the Articles of Association of our Company are detailed below.*

*The Articles of Association of the Company comprise two parts, Part A and Part B. Upon the commencement of listing of the Equity Shares of the Company on any recognised stock exchange in India pursuant to an initial public offering of the Equity Shares of the Company, Part B shall automatically stand deleted, not have any force and be deemed to be removed from the Articles of Association and the provisions of the Part A shall automatically come in effect and be in force, without any further corporate or other action by the Company or its shareholders.*

### PART A OF THE ARTICLES OF ASSOCIATION

#### Applicability of Table F

Article I provides that the regulations contained in Table ‘F’ of Schedule I of Companies Act, 2013 shall apply to the Company only so far as they are not inconsistent with any of the provisions contained in these Articles or modification thereof or are not expressly or by implication excluded from these Articles.

#### Definitions and Interpretation

“**API**” means Antfin (Netherlands) Holding B.V.

“**SAIF**” means, a) SAIF Partners India IV Limited; b) SAIF Partners India V Limited; c) SAIF India V FII Holdings Limited; and d) SAIF III Mauritius Company Limited, collectively, for as long as they remain affiliates of each other.

“**SVF**” means, a) SVF India Holdings (Cayman) Limited; and b) SVF Panther (Cayman) Limited, collectively.

“**Shares**” or “**Equity Shares**” means a share in the Equity Share Capital of the Company. Notwithstanding anything contained elsewhere in the Articles, for purposes of Article 113(a), “3,100,000 Equity Shares” shall mean 3,100,000 equity shares of the Company of face value ₹10 each.

“**Share Capital**” or “**Equity Share Capital**” means in relation to the Company, its equity share capital within the meaning of Section 43 of the Act, as amended from time to time, together with all rights, obligations, title, interest and claim in such equity shares and includes all subsequent issue of such equity shares of whatever face value or description, bonus shares, conversion shares and shares issued pursuant to a stock split or the exercise of any warrant, option or other convertible security of the Company.

#### Share capital and variation of rights

Article 3 provides that “The authorized Share Capital of the Company shall be as per Clause V of the Memorandum of Association of the Company. Subject to the provisions of the Act and these Articles, the Shares for the time being shall be under the control of the Board, which may issue, allot or otherwise dispose of the Shares or any of them to such persons, in such proportion, on such terms and conditions, either at a premium or at par or at a discount (subject to compliance with the provisions of the Act), at such time as it may from time to time deem fit, and with the sanction of the Company in a General Meeting, to give to any person or persons the option or right to call for any Shares, either at par or premium during such time and for such consideration as the Board deems fit, and may issue and allot Shares on payment in full or part of any property sold and transferred or for any services rendered to the Company in the conduct of its business. Any Shares so allotted may be issued as fully paid-up Shares and if so issued, shall be deemed to be fully paid-up Shares. Notwithstanding the foregoing, the option or right to call for Shares shall not be given to any person or persons without the sanction of the Company in a General Meeting.”

Article 4 provides that “Subject to these Articles and the provisions of the Act, the Company may, from time to time, increase the Share Capital by such sum, to be divided into Shares of such amount, as may be specified in the resolution.”

Article 5 provides that “Subject to the provisions of the Act, the Company may from time to time, undertake any of the following:

- (i) increase, reduce or otherwise alter its authorised share capital in such manner as it thinks expedient;
- (ii) consolidate and divide all or any of its Share Capital into Shares of larger amount or smaller amount, than its existing Shares;
- (iii) convert all or any of its fully paid-up Shares into stock, and reconvert that stock into fully paid-up Shares of any denomination;
- (iv) sub-divide its Shares, or any of them, into Shares of smaller amount, such that the proportion between the amount paid and the amount, if any, unpaid on each reduced Share shall be the same as it was in case of the Share from which the reduced Share is derived; or
- (v) cancel any Shares which, at the date of the passing of the resolution in that behalf, have not been taken or agreed to be taken by any Person, and diminish the amount of its Share Capital by the amount of Shares so cancelled. A cancellation of Shares pursuant to this Article shall not be deemed to be a reduction of the Share Capital within the meaning of the Act.”

Article 6 provides that “Subject to the provisions of these Articles, the Act, other applicable Law and subject to such other approvals, permissions or sanctions as may be necessary, the Company may issue any Shares with or without differential rights upon such terms and conditions and with such rights and privileges (including with regard to voting rights and dividend) as may be permitted by the Act or the applicable Law or guidelines issued by the statutory authorities and/or listing requirements and that the provisions of these Articles.”

Article 7 provides that “Subject to the provisions of the Act, any preference shares may be issued on the terms that they are, or at the option of the Company are, liable to be redeemed on such terms and in such manner as the Company before the issue of the preference shares may, in accordance with the provisions of the Act.”

Article 8 provides that “Period of redemption of such preference shares shall not exceed the maximum period for redemption provided under the Act.”

Article 9 provides that “Subject to Law, where at any time, it is proposed to increase its subscribed capital by the issue/allotment of further Shares either out of the unissued capital or increased Share Capital then, such further Shares may be offered to:

- (i) Persons who, at the date of offer, are holders of Shares of the Company, in proportion, as nearly as circumstances admit, to the capital paid up on those Shares by sending a letter of offer subject to the following conditions: (a) the offer shall be made by notice specifying the number of Shares offered and limiting a time not being less than 15 (fifteen) days or such lesser number of days as may be prescribed under the Act and not exceeding 30 (thirty) days from the date of the offer within which the offer, if not accepted, will be deemed to have been declined; (b) the offer aforesaid shall be deemed to include a right exercisable by the Person concerned to renounce the Shares offered to him or any of them in favour of any other Person and the notice referred to in (i) shall contain a statement of this right, provided that the Board may decline, without assigning any reason therefore, to allot any Shares to any Person in whose favor any Member may renounce the Shares offered to him; and (c) after expiry of the time specified in the notice aforesaid, or on receipt of earlier intimation from the Person to whom such notice is given that he declines to accept the Shares offered, the Board may dispose of them in such manner which is not disadvantageous to the Members and the Company;

Nothing in sub-Article (i) (b) above shall be deemed to extend the time within which the offer should be accepted; or to authorize any Person to exercise the right of renunciation for a second time on the ground that the Person in whose favour the renunciation was first made has declined to take the Shares comprised in the renunciation.

- (ii) employees under a scheme of employees’ stock option, subject to special resolution passed by the Company and subject to such conditions as may be prescribed under the Act and other applicable Laws; or
- (iii) any Persons, whether or not those Persons include the Persons referred to in (i) or (ii) above, either for cash or for a consideration other than cash, if the price of such Shares is determined by the valuation report of a registered valuer, subject to compliance with the applicable provisions of Chapter III of the Act and any

other conditions as may be prescribed under the Act, if a special resolution to this effect is passed by the Company in a General Meeting. Where no such special resolution is passed, if the votes cast (whether on a show of hands or on a poll as the case may be) in favour of the proposal contained in the Resolution moved in that General Meeting by Members who, being entitled so to do to, vote in person, or where proxies are allowed, by proxy, exceed the votes, if any cast against the proposal by Members so entitled and voting and the Central Government is satisfied, on an application made by the Board of Directors in this behalf, that the proposal is most beneficial to the Company.”

Article 10 provides that “Nothing in Article 9 above shall apply to the increase of the subscribed capital of the Company caused by the exercise of an option as a term attached to the debentures issued or loan raised by the Company to convert such debentures or loans into Shares in the Company or to subscribe for Shares in the Company. Provide that the terms of the issue of such debentures or the terms of such loans include a term providing for such option and such term:

- (i) Either has been approved by the Central Government before the issue of debentures or the raising of the loans or is in conformity with the Rules, if any made by that Government in this behalf; and
- (ii) In the case of debentures or loans or other than debentures issued to, or loans obtained from the Government or any institution specified by the Central Government in this behalf, has also been approved by the special resolution passed by the Company in General Meeting before the issue of the loans.”

Article 11 provides that “Save as otherwise provided in the Articles, the Company shall be entitled to treat the registered holder of any Share as the absolute owner thereof and accordingly shall not, except as ordered by a Court of competent jurisdiction, or as by Law required, be bound to recognize any equitable or other claim to or interest in such Shares on the part of any other Person.”

Article 12 provides that “Except as required by Law, no Person shall be recognised by the Company as holding any Share upon any trust, and the Company shall not be bound by, or be compelled in any way to recognise (even when having notice thereof) any equitable, contingent, future or partial interest in any Share, or any interest in any fractional part of a Share, or (except only as by these Articles or by Law otherwise provided) any other rights in respect of any Share except an absolute right to the entirety thereof in the registered holder.”

Article 13 provides that “If at any time the Share Capital is divided into different classes of Shares, the rights attached to any class (unless otherwise provided by the terms of issue of the Shares of that class) may, subject to the provisions of the Act, and whether or not the Company is being wound up, be varied with the consent in writing of the holders of three-fourths of the issued Shares of that class, or with the sanction of a special resolution passed at a separate meeting of the holders of the Shares of that class. To every such separate general meeting of the holders of the Shares of that class, the provisions of these Articles relating to General Meetings shall *mutatis mutandis* apply, but so that the necessary quorum shall be at least two persons holding at least one-third of the issued shares of the class in question.”

Article 14 provides that “Rights conferred upon the holders of the Shares of any class issued with preferred or other rights shall not, unless otherwise expressly provided by the terms of issue of the Shares of that class, be deemed to be varied by the creation or issue of further Shares ranking *pari passu* therewith.”

Article 15 provides that “Subject to the provisions of the Act, the Company may issue bonus Shares to its Members out of (i) its free reserves; (ii) the securities premium account; or (iii) the capital redemption reserve account, in any manner as the Board may deem fit.”

Article 16 provides that “Subject to the provisions of Sections 68 to 70 and other applicable provisions of the Act or any other Law for the time being in force, the Company shall have the power to buy-back its own Shares or other securities, as it may consider necessary.”

Article 17 provides that “Subject to the provisions of the Act, the Company shall have the power to make compromise or make arrangements with creditors and Members, consolidate, demerge, amalgamate or merge with other company or companies in accordance with the provisions of the Act and any other applicable Laws.”

Article 18 provides “Subject to the provisions of the Act, the Company may, from time to time, by special resolution reduce in any manner and with, and subject to, any incident authorised and consent required under applicable Law:



- (i) the Share Capital;
- (ii) any capital redemption reserve account; or
- (iii) any securities premium account.”

#### *Lien*

Article 27 provides that “Company shall have a first and paramount lien upon all the Shares/ debentures (other than fully paid up Shares/debentures) registered in the name of each Member (whether solely or jointly with others), and upon the proceeds of sale thereof for all moneys (whether presently payable or not) called or payable at a fixed time in respect of such Shares/debentures and no equitable interest in any Share shall be created except upon the footing and condition that this Article will have full effect. Such lien shall extend to all dividends and bonuses from time to time declared in respect of such Shares/debentures. Fully paid up Shares shall be free from all liens. Unless otherwise agreed, the registration of a transfer of Shares/debentures shall operate as a waiver of the Company’s lien if any, on such Shares/debentures. The Board may at any time declare any Shares/debentures wholly or in part to be exempt from the provisions of this Article.”

Article 28 provides that “Subject to the provisions of the Act, the Company may sell, in such manner as the Board thinks fit, any Shares on which the Company has a lien.”

Article 29 provides that “A Member shall not exercise any voting rights in respect of the Shares in regard to which the Company has exercised the right of lien.”

Article 30 provides that “The Company may sell, in such manner as the Board thinks fit, any shares on which the Company has a lien:

Provided that no sale shall be made—

- a) unless a sum in respect of which the lien exists is presently payable; or
- b) until the expiration of 14 (fourteen) days after a notice in writing stating and demanding payment of such part of the amount in respect of which the lien exists as is presently payable, has been given to the registered holder for the time being of the share or the person entitled thereto by reason of his death or insolvency.”

Article 31 provides that “To give effect to any such sale, the Board may authorize some person to transfer the shares sold to the purchaser thereof. The purchaser shall be registered as the holder of the shares comprised in any such transfer. The purchaser shall not be bound to see to the application of the purchase money, nor shall his title to the shares be affected by any irregularity or invalidity in the proceedings in reference to the sale.”

Article 32 provides that “ The proceeds of the sale shall be received by the Company and applied in payment of such part of the amount in respect of which the lien exists as is presently payable. The residue, if any, shall, subject to a like lien for sums not presently payable as existed upon the shares before the sale, be paid to the person entitled to the shares at the date of the sale.”

#### *Calls on shares*

Article 33 provides that “Subject to the provisions of the Act, the Board may, from time to time, make calls upon the Members in respect of any money unpaid on their Shares (whether on account of the nominal value of the Shares or by way of premium) and not by the conditions of allotment thereof made payable at fixed times.”

Article 34 provides that “Each Member shall, subject to receiving at least 14 (fourteen) days’ notice specifying the time or times and place of payment, pay to the Company, at the time or times and place so specified, the amount called on his Shares.”

Article 35 provides that “A call may be revoked or postponed at the discretion of the Board.”

Article 36 provides that “Call shall be deemed to have been made at the time when the resolution of the Board authorising the call was passed and may be required to be paid by instalments.”

Article 37 provides that “Joint-holders of a Share shall be jointly and severally liable to pay all calls in respect thereof.”

Article 38 provides that “If a sum called in respect of a Share is not paid before or on the day appointed for payment thereof, the Person from whom the sum is due shall pay interest thereof from the day appointed for payment thereof to the time of actual payment at 10% (ten per cent) per annum or at such lower rate, if any, as the Board may determine. The Board shall be at liberty to waive payment of any such interest wholly or in part.”

Article 39 provides that “Any sum which by the terms of the issue of a Share becomes payable on allotment or at any fixed date, whether on account of the nominal value of the Share or by way of premium, shall, for the purposes of these Articles, be deemed to be a call duly made and payable on the date on which by the terms of issue, such sum becomes payable. In case of non-payment of such sum, all the relevant provisions of these Articles as to payment of interest and expenses, forfeiture or otherwise shall apply as if such sum had become payable by virtue of a call duly made and notified.”

Article 40 provides that “The Board may, if it thinks fit, subject to the provisions of the Act, agree to and receive from any Member willing to advance the same, whole or any part of the moneys due upon the Shares held by him beyond the sums actually called for and upon the amount so paid or satisfied in advance, or so much thereof as from time to time exceeds the amount of the calls then made upon the Shares in respect of which such advance has been made, the Company may pay interest at such rate as determined by the Board and the Member paying such sum in advance agree upon, provided that money paid in advance of calls shall not confer a right to participate in profits or dividend. The Board may at any time repay the amount so advanced.

The Member shall not be entitled to any voting rights in respect of the moneys so paid by him until the same would, but for such payment, become presently payable.

The provisions of these Articles shall *mutatis mutandis* apply to any calls on debentures of the Company.”

#### *Transfer of shares*

Article 50 provides that “Securities or other interest of any Member shall be freely transferable, provided that any contract or arrangement between 2 (two) or more Persons in respect of transfer of securities shall be enforceable as a contract. The instrument of transfer of any Share of the Company shall be duly executed by or on behalf of both the transferor and transferee. The transferor shall be deemed to remain a holder of the Share until the name of the transferee is entered in the register of Members in respect thereof. A common form of transfer shall be used in case of transfer of Shares. The instrument of transfer shall be in writing and all the provisions of Section 56 of the Act and of any statutory modification thereof for the time being shall be duly complied with in respect of all transfers of Shares and the registration thereof.”

Article 51 provides that “Subject to the provisions of the Act, these Articles, any listing agreement entered into with any recognized stock exchange and any other applicable Law for the time being in force, the Board may, at their own absolute and uncontrolled discretion and by giving reasons, decline to register or acknowledge any transfer of Shares, whether fully paid or not, or any interest of a Member. The Board shall within 1 (one) month from the date on which the instrument of transfer or the intimation of such transmission was lodged with the Company, send to the transferee and transferor or to the person giving intimation of such transmission, as the case may be, notice of the refusal to register such transfer. Provided that registration of a transfer shall not be refused on the ground of the transferor being either alone or jointly with any other person or persons indebted to the Company on any account whatsoever, except where the Company has a lien on the Shares or other Securities, provided however, that the Board may decline to register or acknowledge any transfer, whether fully paid-up or not, if the transfer results in, or is perceived to or may result in, a contravention or violation of any foreign investment limit or restriction under applicable Law as applicable to the Company, and further, that the decision of the Board or any persons designated by the Board with respect to whether the transfer results in, or is perceived to or may result in, a contravention or violation of any foreign investment limit or restriction under Applicable Law as applicable to the Company shall be final and binding in all respects. Transfer of Shares/debentures in whatever lot shall not be refused.”

Article 52 provides that “Save as otherwise provided in the Act or any applicable Law, no transfer of a Share shall be registered unless a proper instrument of transfer duly stamped and executed by or on behalf of the transferor and by or on behalf of the transferee has been delivered to the Company together with the certificate or certificates of Shares, and if no such certificate is in existence, then the letter of allotment of the Shares or such other evidence as the Board may reasonably require to show the right of the transferor to make the transfer.

Application for the registration of the transfer of a Share may be made either by the transferor or by the transferee provided that where such application is made by the transferor, no registration shall, in the case of a partly paid Share be affected unless the Company gives notice of the application to the transferee in the manner prescribed under the Act, and subject to the provisions of these Articles, the Company shall, unless objection is made by the transferee, within 2 (two) weeks from the date of receipt of the notice, enter in the register the name of the transferee in the same manner and subject to the same conditions as if the application for registration of the transfer was made by the transferee. On giving not less than 7 (seven) days previous notice in accordance with the Act or any other time period as may be specified by Law, the registration of transfers may be suspended at such times and for such periods as the Board may from time to time determine, provided that such registration shall not be suspended for more than 30 (thirty) days at any one time or for more than 45 (forty five) days in the aggregate in any year.”

Article 53 provides that “No fee shall be charged for registration of transfer, transmission, probate, succession certificate and letters of administration, certificate of death or marriage, power of attorney or similar other documents.”

#### *Transmission of shares*

Article 54 provides that “On the death of a Member, the survivor or survivors where the Member was a joint holder of the Shares, and his nominee or nominees or legal representatives where he was a sole holder, shall be the only Person(s) recognised by the Company as having any title to his interest in the Shares. Nothing in these Articles shall release the estate of the deceased joint holder from any liability in respect of any Share which had been jointly held by him with other Persons.”

Article 55 provides that “Any Person becoming entitled to a Share in consequence of the death or insolvency of a Member may, upon such evidence being produced as the Board may from time to time require, and subject as hereinafter provided, elect, either:

- (i) to be registered as holder of the Share; or
- (ii) to make such transfer of the Share as the deceased or insolvent Member could have made.”

Article 56 provides that “The Board shall, in either case, have the same right to decline or suspend registration as it would have had, if the deceased or insolvent Member had transferred the Share before his death or insolvency.”

Article 57 provides that “If the Person so becoming entitled shall elect to be registered as holder of the Shares, such person shall deliver or send to the Company a notice in writing signed by him stating that he so elects.”

Article 58 provides that “If the Person aforesaid shall elect to transfer the Share, he shall testify his election by executing an instrument of transfer in accordance with the provisions of these Articles relating to transfer of Shares.”

Article 59 provides that “All the limitations, restrictions and provisions contained in these Articles relating to the right to transfer and the registration of transfers of Shares shall be applicable to any such notice or transfer as aforesaid as if the death or insolvency of the Member had not occurred and the notice or transfer were a transfer signed by that Member.”

Article 60 provides that “A Person becoming entitled to a Share by reason of the death or insolvency of the holder shall be entitled to the same dividends and other advantages to which he would be entitled if he were the registered holder of the Share, except that he shall not, before being registered as a Member in respect of the Share, be entitled in respect of it to exercise any right conferred by membership in relation to the General Meetings of the Company, *provided that* the Board may, at any time, give notice requiring any such Person to elect either to be registered himself or to transfer the Share, and if the notice is not complied with within 90 (ninety) days, the Board may thereafter withhold payment of all dividends, bonuses or other moneys payable in respect of the Share, until the requirements of the notice have been complied with.”

#### *Shareholders' meetings*

Article 79 provides that “An annual General Meeting shall be held each year within the period specified by the Law. Not more than 15 (fifteen) months shall elapse between the date of one annual General Meeting of the

Company and that of the next. Nothing contained in the foregoing provisions shall be taken as affecting the right conferred upon the Registrar under the provisions of Section 96 of the Act to extend the time within which any annual General Meeting may be held. Every annual General Meeting shall be called during business hours on a day that is not a national holiday, and shall be held either at the registered office or at some other place within the city in which the registered office of the Company is situate, as the Board may determine.”

Article 80 provides that “All General Meetings other than the annual General Meeting shall be called extraordinary General Meetings.”

Article 81 provides that

- (i) “The Board may, whenever it thinks fit, call an extraordinary General Meeting.
- (ii) The Board shall on the requisition of such number of Member or Members of the Company as is specified in Section 100 of the Act, forthwith proceed to call an extra-ordinary General Meeting of the Company and in respect of any such requisition and for any meeting to be called pursuant thereto, all other provisions of Section 100 of the Act shall for the time being apply.
- (iii) A General Meeting of the Company may be convened by giving not less than clear 21 (twenty-one) days’ notice either in writing or through electronic mode in such manner as prescribed under the Act, *provided that* a General Meeting may be called after giving a shorter notice as per the Act.
- (iv) Notice of every General Meeting shall be given to the Members and to such other Person or Persons as required by and in accordance with Section 101 and 102 of the Act and it shall be served in the manner authorized by Section 20 of the Act.
- (v) If at any time Directors capable of acting who are sufficient in number to form a quorum are not within India, any Director or any 2 (two) Members of the Company may call an Extraordinary General Meeting in the same manner, as nearly as possible, as that in which such a meeting may be called by the Board.”

#### *Proceedings at general meetings*

Article 82 provides that “No business shall be transacted at any General Meeting, unless a quorum of Members is present at the time when the meeting proceeds to transact business.”

Article 83 provides that “Save as otherwise provided herein, the quorum for the General Meetings shall be as provided in Section 103 of the Act.”

Article 84 provides that “In the event a quorum as required herein is not present within 30 (thirty) minutes of the appointed time, then subject to the provisions of Section 103 of the Act, the General Meeting shall stand adjourned to the same place and time 7 (seven) days later or to such other date and such other time and place as the Board may determine, provided that the agenda for such adjourned General Meeting shall remain the same. The said General Meeting if called by requisitionists under Section 100 of the Act shall stand cancelled.”

Article 85 provides that “In case of an adjourned meeting or of a change of day, time or place of meeting, the Company shall give not less than 3 (three) days’ notice to the Members either individually or by publishing an advertisement in the newspapers (one in English and one in vernacular language) which is in circulation at the place where the registered office of the Company is situated.”

Article 86 provides that “The required quorum at any adjourned General Meeting shall be the same as that required at the original General Meeting.”

Article 87 provides that “If at the adjourned meeting too a quorum is not present within 30 (thirty) minutes from the time appointed for holding such meeting, the Members present shall be the quorum and may transact the business for which the meeting was called.”

Article 88 provides that “The Chairman may, with the consent of Members at any meeting at which a quorum is present, and shall, if so directed at the meeting, adjourn the meeting, from time to time and from place to place.”

Article 89 provides that “No business shall be transacted at any adjourned General Meeting other than the business left unfinished at the meeting from which the adjournment took place.”

Article 90 provides that “When a meeting is adjourned for 30 (thirty) days or more, notice of the adjourned meeting shall be given as in the case of an original meeting.”

Article 91 provides that “Save as aforesaid, and as provided in Section 103 of the Act, it shall not be necessary to give any notice of an adjournment or of the business to be transacted at an adjourned meeting.”

Article 92 provides that “Notwithstanding anything contained elsewhere in these Articles, the Company:

- (i) shall, in respect of such items of business as the Central Government may, by notification, declare or which are under any other applicable Law required to be transacted only by means of postal ballot; and
- (ii) may, in respect of any item of business, other than ordinary business and any business in respect of which Directors or auditors have a right to be heard at any meeting, transact by means of postal ballot,

in such manner as may be prescribed, instead of transacting such business at a General Meeting and any resolution approved by the requisite majority of the Members by means of such postal ballot, shall be deemed to have been duly passed at a General Meeting convened in that behalf and shall have effect accordingly.

Provided that any item of business required to be transacted by means of postal ballot under Article 93(i), may be transacted at a General Meeting by Company, in the manner provided in Section 108 of the Act.

Article 93 provides that the directors may attend and speak at General Meetings, whether or not they are shareholders.”

Article 94 provides that “The body corporate being a Member shall be deemed to be personally present if it is represented in accordance with Section 113 of the Act.”

Article 95 provides that “The Chairman, if any, of the Board shall preside as Chairman at every General Meeting of the Company.”

Article 96 provides that “If there is no such Chairman or if he is not present within 15 (fifteen minutes) after the time appointed for holding the General Meeting or is unwilling to act as the Chairman of the General Meeting, the Directors present shall elect one of their members to be the Chairman of the General Meeting.”

Article 97 provides that “If at any General Meeting no Director is willing to act as the Chairman or if no Director is present within 15 (fifteen) minutes after the time appointed for holding the General Meeting, the Members present shall choose one of their Members to be the Chairman of the General Meeting.”

#### *Directors*

Article 112 provides that “Subject to the provisions of the Act, the number of Directors shall not be less than 3 (three) and more than 15 (fifteen), provided that the Company may appoint more than 15 (fifteen) directors after passing a special resolution. At least one Director shall reside in India for a total period of not less than 182 (one hundred and eighty-two) days in each financial year.”

Article 113 provides that “After the consummation of an initial public offering of the Equity Shares of the Company (i.e. listing of the Equity Shares on the BSE Limited and/ or the National Stock Exchange of India Limited) subject to Applicable Laws and the approval of the Shareholders by way of a special resolution in the first general meeting convened after the consummation of the initial public offering:

- (a) Notwithstanding anything contained elsewhere in the Articles, so long as the Founder either (x) directly or indirectly holds at least 31,000,000 Equity Shares on a fully diluted basis (which shall in no event be less than 2.5% of the issued and subscribed share capital of the Company on a fully diluted basis) or, (y) continues to hold an executive position in the Company (“**Founder Director Threshold**”), the Founder shall be entitled to nominate one (1) Director on the Board (the “**Founder Director**”), provided that if the Founder fails to meet either (but not both) of the conditions of the Founder Director Threshold at any time, the Founder himself shall be the Founder Director and shall not be entitled to nominate anybody else as the Founder Director; provided, further that when the Founder fails to meet both the conditions contained in the Founder Director Threshold, then he shall not be entitled to have himself or anyone else nominated as the Founder Director; and

- (b) Notwithstanding anything contained elsewhere in the Articles, so long as each of API, SVF and/or SAIF (as applicable) hold at least 10% (ten per cent.) of the Equity Shares (“**Shareholder Director Threshold**”) on a fully diluted basis, each of API, SVF and/or SAIF shall be entitled to nominate a Director on the Board (each, a “**Nominee Director**”). For the avoidance of doubt, it is clarified that: (i) in determining the Shareholder Director Threshold with reference to API, the shareholding of API and any Affiliates of API which hold Shares at that time (collectively, the “**API Entities**”) shall be aggregated; and (ii) API shall, at all times, subject to holding the Shareholder Director Threshold, be entitled to assign/ transfer its right to appoint the Nominee Director, to an Affiliate which pursuant to requisite approvals from Governmental Authorities, if required under Applicable Law, holds Shares at the time of such assignment/ transfer.”

Article 115 provides that the remuneration of the Directors shall, in so far as it consists of a monthly payment, be deemed to accrue from day-to-day.

Article 116 provides that “In addition to the remuneration payable to them in pursuance of the Act, the Directors may be paid all travelling, hotel and other expenses properly incurred by them:

- (a) in attending and returning from meetings of the Board or any committee thereof or General Meetings of the Company; or  
(b) in connection with the business of the Company.”

Article 117 provides that “All cheques, promissory notes, drafts, hundis, bills of exchange and other negotiable instruments, and all receipts for monies paid to the Company, shall be signed, drawn, accepted, endorsed, or otherwise executed, as the case may be, by such person and in such manner as the Board shall from time to time by resolution determine.”

Article 118 provides that “Every Director present at any meeting of the Board or of a committee thereof shall sign his name in a book to be kept for that purpose.”

Article 119 provides that

“(i) Subject to the provisions of Section 161 of the Act, the Board shall have power at any time, and from time to time, to appoint a person as an additional Director, provided the number of the Directors and additional Directors together shall not at any time exceed the maximum strength fixed for the Board by these Articles.

(ii) Such person shall hold office only up to the date of the next annual General Meeting of the Company but shall be eligible for appointment by the Company as a Director at that meeting subject to the provisions of the Act.

Article 120 provides that the subject to the provisions of the Act, the Board shall have the power to determine the Directors whose period of office is or is not liable to determination by retirement of directors by rotation. Any Director duly appointed by the Company for a fixed term (including the Independent Directors and the Managing Director) shall not be liable to retire by rotation.”

Article 121 provides that “Subject to the provisions of the Act, each Director shall be paid sitting fees for each meeting of the Board or a Committee thereof attended by him, subject to the ceiling prescribed under the Act.”

Article 122 provides that “The Directors shall also be paid travelling and other expenses for attending and returning from meeting of the Board of Directors (including hotel expenses) and any other expenses properly incurred by them in connection with the business of the Company. The Directors may also be remunerated for any extra services done by them outside their ordinary duties as Directors, subject to the provisions of Section 197 of the Act.”

Article 123 provides that “In the event that a Director is absent for a continuous period of not less than 3 (three) months from India (an “**Original Director**”), subject to these Articles, the Board may appoint another Director (an “**Alternate Director**”), not being a person holding any alternate directorship for any other Director or holding directorship in the Company, for and in place of the Original Director. The Alternate Director shall be entitled to receive notice of all meetings and to attend and vote at such meetings in place of the Original Director and generally to perform all functions of the Original Director in the Original Director’s absence. No Person shall be appointed as an Alternate Director to an Independent Director unless such Person is qualified to be appointed as an Independent Director of the Company. Any Person so appointed as Alternate Director shall not hold office for a period longer than that permissible to the Original Director and shall vacate the office if and when the Original Director returns to India.”

Article 124 provides that “The office of a Director shall automatically become vacant, if he is disqualified under any of the provisions of the Act. Further, subject to the provisions of the Act, a Director may resign from his office at any time by giving a notice in writing to the Company and the Board shall on receipt of such notice take note of the same and the Company shall intimate the Registrar and also place the fact of such resignation in the report of Directors laid in the immediately following General Meeting. Such Director may also forward a copy of his resignation along with detailed reasons for the resignation to the Registrar within 30 (thirty) days of resignation. The resignation of a Director shall take effect from the date on which the notice is received by the Company or the date, if any, specified by the Director in the notice, whichever is later.”

Article 125 provides that “At any annual General Meeting at which a Director retires, the Company may fill up the vacancy by appointing the retiring Director who is eligible for re-election or some other Person if a notice for the said purpose has been left at the office of the Company in accordance with the provisions of the Act.”

Article 126 provides that “No Person shall be appointed as a Director unless he furnishes to the Company his Director Identification Number under Section 154 of the Act or any other number as may be prescribed under Section 153 of the Act and a declaration that he is not disqualified to become a Director under the Act.”

Article 127 provides that “No Person appointed as a Director shall act as a Director unless he gives his consent to hold the office as a Director and such consent has been filed with the Registrar within 30 (thirty) days of his appointment in the manner prescribed in the Act.”

Article 128 provides that “Subject to the provisions of the Act, the Directors shall have the power, at any time and from time to time to appoint any Persons as Additional Director in addition to the existing Directors so that the total number of Directors shall not at any time exceed the number fixed for Directors in these Articles. Any Director so appointed shall hold office only until the next following annual General Meeting or the last date on which the annual General Meeting should have been held, whichever is earlier, but shall be eligible for re-appointment as Director.”

Article 129 provides that “The Company, may by ordinary resolution, of which special notice has been given in accordance with the Section 169 of the Act, remove any Director including the managing director, if any, before the expiration of the period of his office. Notwithstanding anything contained in these regulations or in any agreement between the Company and such Director, such removal shall be without prejudice to any contract of service between him and the Company.”

Article 130 provides that “If the office of any Director appointed by the Company in a General Meeting, is vacated before his term of office expires in the normal course, the resulting casual vacancy may be filled up by the Board at a meeting of the Board but any Person so appointed shall retain his office so long only as the vacating Director would have retained the same if such vacancy had not occurred.”

Article 131 provides that “In the event of the Company borrowing any money from any financial corporation or institution or government or any government body or a collaborator, bank, Person or Persons or from any other source, while any money remains due to them or any of them the lender concerned may have and may exercise the right and power to appoint, from time to time, any Person or Persons to be a Director or Directors of the Company and the Directors so appointed, shall not be liable to retire by rotation, subject however, to the limits prescribed by the Act. Any Person so appointed may at any time be removed from the office by the appointing authority who may from the time of such removal or in case of death or resignation of Person, appoint any other or others in his place. Any such appointment or removal shall be in writing, signed by the appointee and served on the Company. Such Director need not hold any qualification shares.”

Article 132 provides that “The Company shall take and maintain any insurance as the Board may think fit on behalf of its present and/or former Directors and key managerial personnel for indemnifying all or any of them against any liability for any acts in relation to the Company for which they may be liable but have acted honestly or reasonably.”

*Managing director or whole time director*

Article 133 provides that “The Board may, from time to time, subject to Section 196 and other applicable provisions of the Act, appoint one or more of their body to the office of the managing director or whole time Director for such period and on such remuneration and other terms, as they think fit and subject to the terms of any agreement entered into in any particular case, may revoke such appointment.”

Article 134 provides that “Subject to the provisions of any contract between him and the Company, the managing director/ whole-time director, shall be subject to the same provisions as to resignation and removal as the other Directors and his appointment shall automatically terminate if he ceases to be a Director.”

Article 135 provides that “Subject to the provisions of the Act, a managing director or whole time director may be paid such remuneration (whether by way of salary, commission or participation in profits or partly in one way and partly in other) as the Board may determine.”

Article 136 provides that “The Board, subject to Section 179 and any other applicable provisions of the Act, may entrust to and confer upon a managing director or whole time director any of the powers exercisable by them upon such terms and conditions and with such restrictions, as they may think fit and either collaterally with or to the exclusion of their own powers and may, from time to time, revoke, withdraw or alter or vary all or any of such powers.”

#### *Meetings of the board*

Article 137 provides that “The Board may meet for the conduct of business, adjourn and otherwise regulate its meetings, as it thinks fit.”

Article 138 provides that “A Director may, and the manager or secretary upon the requisition of a Director shall, at any time convene a meeting of the Board.”

Article 139 provides that “Subject to the provisions the Act, the Board shall meet at least 4 (four) times in a year in such a manner that not more than 120 (one hundred and twenty) days shall intervene between 2 (two) consecutive meetings of the Board.”

Article 140 provides that “The quorum for the meeting of the Board shall be one third of its total strength or 2 (two) directors, whichever is higher, and the participation of the directors by video conferencing or by other audio visual means shall also be counted for the purpose of quorum.”

Article 141 provides that “The continuing Directors may act notwithstanding any vacancy in the Board; but if and so long as their number is reduced below the quorum fixed by the Act for a meeting of the Board, the continuing Directors or Director may act for the purpose of increasing the number of Directors to that fixed for the quorum, or of summoning a General Meeting of the Company, but for no other purpose.”

Article 142 provides that “If quorum is found to be not present within 30 (thirty) minutes from the time when the meeting should have begun or if during the meeting, valid quorum no longer exists, the meeting shall be reconvened at the same time and at the same place 7 (seven) days later. At the reconvened meeting, the Directors present and not being less than 2 (two) Persons shall constitute the quorum and may transact the business for which the meeting was called and any resolution duly passed at such meeting shall be valid and binding on the Company.”

Article 143 provides that “Subject to the provisions of the Act allowing for shorter notice periods, a meeting of the Board shall be convened by giving not less than 7 (seven) days’ notice in writing to every Director at his address registered with the Company and such notice shall be sent by hand delivery or by post or by electronic means.”

Article 144 provides that “Save as otherwise expressly provided in the Act, questions arising at any meeting of the Board shall be decided by a majority of votes.”

Article 145 provides that “The Board may elect a Chairman for its meetings and determine the period for which he is to hold office. If no such Chairman is elected, or if at any meeting the Chairman is not present within 5 (five) minutes after the time appointed for holding the meeting, the Directors present may choose one of their number to be Chairman of the meeting.”

Article 146 provides that “In case of equality of votes, the Chairman of the Board shall have a second or casting vote at Board meetings of the Company.”

Article 147 provides that “Subject to these Articles and Sections 175,179 and other applicable provisions of the Act, a circular resolution in writing, executed by or on behalf of a majority of the Directors or members of the



Committee, shall constitute a valid decision of the Board or committee thereof, as the case may be, provided that a draft of such resolution together with the information required to make a fully-informed good faith decision with respect to such resolution and appropriate documents required to evidence passage of such resolution, if any, was sent to all of the Directors or members of the committee (as the case may be) at their addresses registered with the Company in India by hand delivery or by post or by courier, or through such electronic means as may be prescribed under the Act, and has been approved by a majority of the Directors or members who are entitled to vote on the resolution.”

Article 148 provides that “All acts done in any meeting of the Board or of a committee thereof or by any Person acting as a Director shall, notwithstanding that it may be afterwards discovered that his appointment was invalid by reason of any defect for disqualification or had terminated by virtue of any provisions contained in the Act, or in these Articles, be as valid as if every such Director or such Person had been duly appointed and was qualified to be a Director.”

Article 149 provides that “Save as otherwise expressly provided in the Act, a resolution in writing, signed by all the members of the Board or of a committee thereof, for the time being entitled to receive notice of a meeting of the Board or committee, shall be valid and effective as if it had been passed at a meeting of the Board or committee, duly convened and held.”

Article 150 provides that “Subject to the provisions of the Act, no Director shall be disqualified by his office from contracting with the Company, nor shall any such contract entered into by or on behalf of the Company in which any Director shall be in any way interested be avoided, nor shall any Director contracting or being so interested be liable to account to the Company for any profit realized by any such contract by reason only of such Director holding that office or of the fiduciary relations thereby established; provided that every Director who is in any way whether directly or indirectly concerned or interested in a contract or arrangement, entered into or to be entered into by or on behalf of the Company, shall disclose the nature of his concern or interest at a meeting of the Board and shall not participate in such meeting as required under Section 184 and other applicable provisions of the Act, and his presence shall not count for the purposes of forming a quorum at the time of such discussion or vote.”

#### *Powers of the board and constitution of committees of the board*

Article 151 provides that “Subject to Section 179 of the Act, the Directors shall have the right to delegate any of their powers to such managers, agents or other Persons as they may deem fit and may at their own discretion revoke, vary or withdraw such powers.”

Article 152 provides that “The Board of Directors shall, or shall authorize Persons in their behalf, to make necessary filings with governmental authorities in accordance with the Act and other applicable Law, as may be required from time to time.”

Article 153 provides that “Subject to the provisions of the Act and these Articles, the management of affairs of the Company shall be vested in the Board who shall be entitled to exercise all such powers, and to do all such acts and things as the Company is authorized to exercise and do; provided that the Board shall not exercise any power or do any act or thing which is directed or required, whether by the Act, or any other statute or by the Memorandum of Association or by these Articles or otherwise, to be exercised or done by the Company in a General Meeting; provided further that in exercising any such power or doing any such act or thing, the Board shall be subject to the provisions in that behalf contained in the Act or any other statute or in the Memorandum of Association of the Company or in these Articles, or in any regulations not inconsistent therewith and duly made thereunder, including regulations made by the Company in a General Meeting, but no regulation made by the Company in a General Meeting shall invalidate any prior act of the Board which would have been valid if that regulation had not been made.

The Board may, subject to the provisions of the Act, delegate any of its powers to committees consisting of such member or members of its body as it thinks fit and may determine their functions, powers, authorities and responsibilities. Such Committees will meet as frequently as the Board may decide, subject to applicable Laws.” Article 154 provides that “Any committee so formed shall, in the exercise of the powers so delegated, conform to any regulations that may be imposed on it by the Board.”

Article 155 provides that “A committee may elect a Chairman of its meetings and may also determine the period for which he is to hold office. If no such Chairman is elected, or if at any meeting the Chairman is not present

within 5 (five) minutes after the time appointed for holding the meeting, the Members present may choose one of their Members to be Chairman of the meeting.”

Article 156 provides that “A committee may meet and adjourn as it thinks fit.”

Article 157 provides that “Questions arising at any meeting of a committee shall be determined by a majority of votes of the Directors present. The chairperson of the committee, if any, shall not have any second or casting vote.”

Article 158 provides that “The Directors shall have the power to open bank accounts, to sign cheques on behalf of the Company and to operate all banking accounts of the Company and to receive payments, make endorsements, draw and accept negotiable instruments, hundies and bills or may authorise any other Person or Persons to exercise such powers.”

#### *Dividend and reserves*

Article 162 provides that “The Company in a General Meeting may declare dividends, but no dividend shall exceed the amount recommended by the Board.”

Article 163 provides that “Subject to the provisions of the Act, the Board may from time to time pay to the Members such interim dividends as appear to it to be justified by the profits of the Company.”

Article 164 provides that “The Board may, before recommending any dividend, set aside out of the profits of the Company such sums as it thinks fit as a reserve or reserves which shall, at the discretion of the Board, be applicable for any purpose to which the profits of the Company may be properly applied, including provision for meeting contingencies or for equalising dividends; and pending such application, may, at the like discretion, either be employed in the business of the Company or be invested in such investments (other than shares of the Company) as the Board may, from time to time, think fit. The Board may also carry forward any profits which it may consider necessary not to divide, without setting them aside as a reserve.”

Article 165 provides that “Subject to the rights of Persons, if any, entitled to Shares with special rights as to dividends, all dividends shall be declared and paid according to the amounts paid or credited as paid on the Shares in respect whereof the dividend is paid, but if and so long as nothing is paid upon any of the Shares in the Company, dividends may be declared and paid according to the amounts of the Shares.”

Article 166 provides that “No amount paid or credited as paid on a Share in advance of calls shall be treated for the purpose of these Articles as paid on the Share.”

Article 167 provides that “All dividends shall be apportioned and paid proportionately to the amounts, paid or credited as paid on the Shares during any portion or portions of the period in respect of which the dividend is paid, but if any Share is issued on terms providing that it shall rank for dividend as from a particular date such Share shall rank for dividend accordingly.”

Article 168 provides that “The Board may deduct from any dividend payable to any Member all sums of money, if any, presently payable by him to the Company on account of calls or otherwise in relation to the Shares.”

Article 169 provides that “Any dividend, interest or other monies payable in cash in respect of Shares may be paid by electronic mode or by cheque, demand draft or warrant sent through the post directed to the registered address of the holder or, in the case of joint holders, to the registered address of that one of the joint holders who is first named on the register of Members of the Company, or to such Person and to such address as the holder or joint holders may in writing direct.”

Article 170 provides that “Every such cheque or warrant shall be made payable to the order of the Person to whom it is sent.”

Article 171 provides that “Any one of two or more joint holders of a Share may give effectual receipts for any dividends, bonuses or other payments in respect of such Share.”

Article 172 provides that “The notice of any dividend, whether interim or otherwise, that may have been declared shall be given to the Persons entitled to share therein in the manner mentioned in the Act.”

Article 173 provides that “No dividend shall bear interest against the Company.”

Article 174 provides that “No unclaimed or unpaid dividend shall be forfeited by the Board before it becomes barred by law.”

Article 175 provides that “Where the Company has declared a dividend which has not been paid or the dividend warrant in respect thereof has not been posted within 30 days from the date of declaration to any shareholder entitled to the payment of the dividend the Company shall within such period as prescribed under applicable law, open a special account in that behalf in any scheduled bank called “Unpaid dividend Account” and transfer to the said account, the total amount of dividend which remains unpaid or in relation to which no dividend warrant has been posted. Any money transferred to the unpaid dividend account of the Company which remains unpaid or unclaimed for a period of seven years from the date of such transfer, shall be transferred by the Company to the fund known as the Investor Education and Protection Fund established under Section 125 of the Act. A claim to any money so transferred to the Investor Education and Protection Fund may be preferred to the Central Government by the shareholders to whom the money is due. No unclaimed or unpaid dividend shall be forfeited by the Board before the claim becomes barred by the law.”

### **Post-public offering transfers to company competitors**

Article 176 provides that

- (i) “Subject to Articles 176(ii) and 176(iii), none of the Previous Investors, SAIF, SVF or the Founder shall, following the closing of an India IPO, transfer all or any part of the Equity Shares owned by such party or its respective affiliates to any Company Competitor, provided that such restrictions on Transfer of all or any part of the Equity Shares held by the Previous Investors, SAIF, SVF or the Founder to a Company Competitor shall not apply in case of:
  - (a) on-market Transfer of Equity Shares by any of the Previous Investors, SAIF, SVF or the Founder, as applicable (without any limitation on the number of Equity Shares that such party may Transfer), as long as the transferor or their advisors are not knowingly soliciting one (or more) of the Company Competitors to purchase such Equity Shares, or knowingly Transferring Shares to one (or more) of the Company Competitors by way of a block trade or synchronized trade (at any time of the day including in the block window), undertaken on recognized stock exchanges in India;
  - (b) Transfers of Equity Shares in connection with an offer for sale in a public offer by the Previous Investors, SAIF, SVF or the Founder (as applicable); or
  - (c) Transfer of Equity Shares by the Previous Investors, SAIF, SVF or the Founder, as applicable, in a dribble-out sale (without any limitation on the number of Equity Shares that such party may Transfer), as long as the transferor or their advisors are not knowingly soliciting one (or more) of the Company Competitors to purchase such Equity Shares, or knowingly Transferring Equity Shares to one (or more) of the Company Competitors.
- (ii) The restriction on Transfers to a Company Competitor by the Previous Investors, SAIF, SVF or the Founder shall:
  - (a) not apply to ALI, API, SAIF, SVF or the Founder, as the case may be, if such transferor does not hold at least 5% (five per cent.) of the issued and subscribed Equity Share capital of the Company on a fully diluted basis as on the date of any Transfer of Equity Shares; and
  - (b) irrevocably and permanently lapse:
    - (i) with respect to a Company Competitor to whom the Company issues and allots any Equity Shares or other securities, and the Company shall immediately inform the Previous Investors, SAIF, SVF and the Founder of such issuance; or
    - (ii) upon expiry of 5 (five) years from the closing of the India IPO.

For the purposes of this Article 176, a “Company Competitor” shall mean only such Person(s) who are specifically agreed to be considered as Company Competitor pursuant to a written instrument signed by each of (i) the Previous Investors, (ii) SAIF, (iii) SVF, and (iv) the Founder, provided, however, that any amendments to such agreed list of Company Competitors shall require the prior written approval of each of the (i) the Previous Investors, (ii) SAIF, (iii) SVF, and (iv) the Founder, as long as such relevant party holds at least 5% (five per cent) of the issued and subscribed equity share capital of the Company on a fully diluted basis.

- (iii) If any of the Previous Investors, SAIF, SVF or the Founder (“CC Transferring Shareholder”) transfers any of their Equity Shares to a Company Competitor and either (x) the other relevant parties to which such restriction in Article 176 is applicable, waive the restrictions under Article 176(i) vis-à-vis the Transfer by the CC Transferring Shareholder to such Company Competitor, or (y) the Company does not enjoin or restrict such Transfer (such Company Competitor, the “Dormant Company Competitor”), then the restriction in this Article 176 with respect to such Dormant Company Competitor, shall fall away vis-à-vis all other parties and such Dormant Company Competitor shall be deemed to no longer be a Company Competitor.
- (iv) Nothing contained herein shall limit, restrict or otherwise prohibit Previous Investors, SAIF, SVF or the Founder from acquiring, Transferring or otherwise dealing in a Company Competitor’s securities or shares, or otherwise dealing with a Company Competitor in any manner whatsoever.
- (v) This Article 176 represents an agreement by and only amongst the Previous Investors, SAIF, SVF and the Founder and shall not create any right, or obligations of the foregoing Parties in favour of any other Person or other Shareholders of the Company, and shall not be enforceable by any other Person or Shareholder. In the event that the Previous Investors, SAIF, SVF and the Founder mutually agree to amend the restriction contained in this Article 176 by an agreement in writing, then all the Shareholders shall take all steps necessary to ensure that this Article 176 shall be amended accordingly.”

#### *Winding up*

Article 179 provides that “Subject to the provisions of Chapter XX of the Act and rules made thereunder—

- (i) If the Company shall be wound up, the liquidator may, with the sanction of a special resolution of the Company and any other sanction required by the Act, divide amongst the Members, in specie or kind, the whole or any part of the assets of the Company, whether they shall consist of property of the same kind or not.
- (ii) For the purpose aforesaid, the liquidator may set such value as he deems fair upon any property to be divided as aforesaid and may determine how such division shall be carried out as between the Members or different classes of Members.
- (iii) The liquidator may, with the like sanction, vest the whole or any part of such assets in trustees upon such trusts for the benefit of the contributories if he considers necessary, but so that no member shall be compelled to accept any shares or other securities whereon there is any liability.”

### **PART B OF THE ARTICLES OF ASSOCIATION**

Part B of the Articles of Association provide for, among other things, the rights of certain shareholders pursuant to the Shareholders’ Agreement. For more details on the Shareholders’ Agreement, see “*History and Certain Corporate Matters – Shareholders’ agreements*” on page 222.

## SECTION IX – OTHER INFORMATION

### MATERIAL CONTRACTS AND DOCUMENTS FOR INSPECTION

The copies of the following documents and contracts which have been entered into by our Company (not being contracts entered into in the ordinary course of business carried on by our Company and includes contracts entered into until the date of the Red Herring Prospectus) which are deemed material and were attached to the Red Herring Prospectus which was delivered to the RoC for filing and were also available at the following web-link - <https://paytm.com/offer/one97/investors>. Copies of the above mentioned contracts and also the documents for inspection referred to hereunder, were provided for inspection at the Registered Office between 10 a.m. and 5 p.m. on all Working Days from the date of the Red Herring Prospectus until the Bid/Offer Closing Date (except for such agreements executed after the Bid/Offer Closing Date).

Any of the contracts or documents mentioned in this Prospectus may be amended or modified at any time if so required in the interest of our Company or if required by the other parties, without reference to the Shareholders, subject to compliance of the provisions contained in the Companies Act and other applicable law.

#### Material Contracts for the Offer

1. Offer Agreement dated July 15, 2021 amongst our Company, the Selling Shareholders, the JGC-BRLMs and the BRLMs, and an amendment to the Offer Agreement dated October 24, 2021 among the aforementioned parties.
2. Registrar Agreement dated July 14, 2021 amongst our Company, the Selling Shareholders and the Registrar to the Offer.
3. Share Escrow Agreement dated July 15, 2021 amongst the Selling Shareholders, our Company and the Share Escrow Agent.
4. Cash Escrow and Sponsor Bank Agreement dated October 26, 2021 amongst our Company, the Selling Shareholders, the Registrar to the Offer, the Syndicate Member, the JGC-BRLMs, the BRLMs and the Banker(s) to the Offer.
5. Syndicate Agreement dated October 26, 2021 amongst our Company, the Selling Shareholders, the JGC-BRLMs, the BRLMs and the Syndicate Member.
6. Underwriting Agreement dated November 11, 2021 amongst our Company, the Selling Shareholders, the JGC-BRLMs, the BRLMs, the Registrar to the Offer and Syndicate Member.
7. Monitoring Agency Agreement dated October 25, 2021 between our Company and the Monitoring Agency.

#### Material Documents

1. Certified copies of our Memorandum and Articles of Association of our Company, as amended until date;
2. Certified copy of the certificates of incorporation dated December 22, 2000, and the fresh certificate of incorporation dated May 12, 2010 consequent to conversion into a public limited company;
3. Resolution of the Board dated June 14, 2021 authorising the Offer and other related matters;
4. Shareholders' resolution dated July 12, 2021 in relation to the Fresh Issue and other related matters;
5. Resolution of the board of directors of the Selling Shareholders, as applicable consenting to participate in the Offer for Sale;
6. Resolution of the Board dated November 11, 2021 approving the Prospectus.

7. Consent letters provided by our Selling Shareholders, consenting to participate in the Offer for Sale;
8. The examination report dated October 24, 2021 of the Statutory Auditors, on our Restated Financial Statements;
9. The report dated October 19, 2021 on the 'Statement of special tax benefits under the applicable tax laws in India' issued by S R B C & Associates LLP;
10. Certificate dated July 14, 2021 on the eligibility for the Offer issued by J.C Bhalla & Co, Chartered Accountants;
11. Annual reports of the Company for FY 2021, FY 2020 and FY 2019;
12. Consent letters of bankers to our Company, the JGC-BRLMs, the BRLMs, Registrar to the Offer, legal counsels, Public Offer Bank, Refund Bank, Sponsor Bank, Escrow Collection Bank, and Syndicate Member, Directors of our Company and Company Secretary and Compliance Officer to act in their respective capacities;
13. Consent letter dated November 11, 2021 from Price Waterhouse Chartered Accountants LLP, to include their name as required under section 26(5) of the Companies Act, 2013 read with SEBI ICDR Regulations, in this Prospectus and as an "expert" as defined under section 2(38) of the Companies Act, 2013 to the extent and in their capacity as our Statutory Auditors, and in respect of their examination report dated October 24, 2021 on our Restated Financial Statements in this Prospectus and such consent has not been withdrawn as on the date of this Prospectus. However, the term "expert" shall not be construed to mean an "expert" as defined under the U.S. Securities Act, as amended;
14. Shareholders' agreement dated November 17, 2019 executed by and among our Company, Mr. Vijay Shekhar Sharma, Alibaba.com Singapore E-Commerce Private Limited, Alipay Singapore E-Commerce Private Limited, SVF India Holdings (Cayman) Limited and SVF Panther (Cayman) Limited, SAIF Partners India IV Limited, SAIF Partners India V Limited, SAIF India V FII Holdings Limited and SAIF III Mauritius Company Limited and BH International Holdings
15. Amendment dated June 15, 2021 to the SHA executed among our Company, Mr. Vijay Shekhar Sharma, BH International Holdings, Alibaba.com Singapore E-Commerce Private Limited, Antfin (Netherlands) Holding B.V., SVF India Holdings (Cayman) Limited, SVF Panther (Cayman) Limited, SAIF Partners India IV Limited, SAIF Partners India V Limited, SAIF India V FII Holdings Limited, SAIF III Mauritius Company Limited, T. Rowe Price Growth Stock Fund, Inc, T. Rowe Price Growth Stock Trust, T. Rowe Price Communications & Technology Fund, Inc., T. Rowe Price Global Technology Fund, Inc., T. Rowe Price Global Growth Stock Fund, T. Rowe Price Global Growth Equity Trust, T. Rowe Price Global Equity Fund and T. Rowe Price Global Growth Equity Pool, and a second amendment agreement dated October 24, 2021 among the afore-mentioned parties.
16. Shareholders agreement dated July 25, 2017 executed by and among our Company, Mobiquest Mobile Technologies Private Limited, Mr Vineet Narang, Ms. Sabina Kamal, Mr. Anoop Shrivastava, Mr. Chandra Shekhar and Mr. K.C. Narang
17. Employment agreement entered into between Mr. Vijay Shekhar Sharma and our Company, approved by our Board pursuant to resolution dated July 11, 2021.
18. Shareholders' agreement dated November 30, 2017 executed by and among our Company, Sequoia NBY Investment Holdings, Groupon Holdings B.V., Gamnat Pte. Ltd., Nearbuy Pte. Ltd., Little Internet Singapore Pte. Ltd, Nearbuy India Private Limited, Little Internet Private Limited, Mr. Ankur Warikoo, Mr. Ravi Shankar L. and Mr. Snehesh Mitra and others
19. Shareholders agreement dated November 4, 2016 executed by and among our Company, One 97 Communications India Limited, Mr. Vijay Shekhar Sharma and Paytm Payments Bank Limited
20. Stock acquisition rights subscription agreement dated September 23, 2020 executed by and among our Company and PayPay Corporation

21. Share sale and purchase agreement dated July 6, 2020 executed by and among Paytm Insuretech Private Limited (formerly known as QORQL Private Limited), Prism Johnson Limited, QBE Holdings (AAP) Pty. Limited, QBE Asia Pacific Holdings Limited and Raheja QBE General Insurance Company Limited
22. Joint venture agreement dated July 24, 2017 executed by and among our Company, AGTech Media Holdings Limited and AGTech Holdings Limited
23. Business Transfer Agreement between our Company and Paytm E-Commerce Private Limited dated February 6, 2017
24. Business Transfer Agreement between our Company and Acumen Game Entertainment Private Limited dated May 3, 2018
25. Business Transfer Agreement between our Company and Paytm Payments Services Limited (“PPSL”) dated September 1, 2021.
26. Report titled ‘*The Digital Transformation of Payments and Financial Services in India*’ dated October 23, 2021 issued by RedSeer, and consent issued in relation to such report dated October 23, 2021 by Redseer, which was available at <https://paytm.com/offer/one97/investors>
27. Due diligence certificate dated July 15, 2021 addressed to SEBI from the JGC-BRLMs and the BRLMs;
28. In-principle listing approvals dated August 3, 2021 and July 29, 2021 issued by BSE and NSE, respectively;
29. Tripartite agreement dated November 12, 2010 amongst our Company, NSDL and the Registrar to the Offer;
30. Tripartite agreement dated October 29, 2010 amongst our Company, CDSL and the Registrar to the Offer;
31. One 97 Employee Stock Option Scheme 2019; and
32. SEBI observations through emails dated August 9, 2021, August 13, 2021 and August 30, 2021, and October 22, 2021.

Any of the contracts or documents mentioned in this Prospectus may be amended or modified at any time if so required in the interest of our Company or if required by the other parties, without reference to the shareholders, subject to compliance with the provisions contained in the Companies Act, 2013 and other relevant statutes.

## DECLARATION

We hereby declare that all relevant provisions of the Companies Act, 2013 and the guidelines or regulations issued by the Government of India or the guidelines or regulations issued by the SEBI, established under Section 3 of the SEBI Act, 1992, as the case may be, have been complied with and no statement made in this Prospectus is contrary to the provisions of the Companies Act, 2013, the SEBI Act, 1992 or the rules made or guidelines or regulations issued thereunder, as the case may be. We further certify that all the statements in this Prospectus are true and correct.

### SIGNED BY THE DIRECTORS OF OUR COMPANY

---

**Mr. Vijay Shekhar Sharma**  
Chairman and Managing Director

---

**Mr. Douglas Feagin**  
Non-Executive Director

---

**Mr. Munish Varma**  
Non-Executive Director

---

**Mr. Ravi Chandra Adusumalli**  
Non-Executive Director

---

**Mr. Mark Schwartz**  
Independent Director

---

**Ms. Pallavi Shardul Shroff**  
Independent Director

---

**Mr. Neeraj Arora**  
Independent Director

---

**Mr. Ashit Lilani**  
Independent Director

### SIGNED BY THE PRESIDENT AND GROUP CHIEF FINANCIAL OFFICER

### SIGNED BY THE CHIEF FINANCIAL OFFICER OF OUR COMPANY

---

**Mr. Madhur Deora**

---

**Mr. Vikas Garg**

Date: November 11, 2021



## DECLARATION BY THE FOUNDER SELLING SHAREHOLDER

I, Vijay Shekhar Sharma, hereby confirm that all statements and undertakings made or confirmed by me in this Prospectus about or in relation to me as the Founder Selling Shareholder and the Equity Shares offered by me through the Offer for Sale, are true and correct. I assume no responsibility for any other statements, including, any of the statements made by or relating to the Company or any other Selling Shareholder or any other person(s) in this Prospectus.

---

**Name:** Mr. Vijay Shekhar Sharma

**Date:** November 11, 2021

**DECLARATION BY ALIBABA.COM SINGAPORE E-COMMERCE PRIVATE LIMITED**

Alibaba.com Singapore E-Commerce Private Limited hereby confirms that all statements and undertakings made or confirmed by it in this Prospectus about or in relation to itself as a Selling Shareholder and the Equity Shares offered by it through the Offer for Sale, are true and correct. Alibaba.com Singapore E-Commerce Private Limited assumes no responsibility for any other statements, including, any of the statements made by or relating to the Company or any other Selling Shareholder or any other person(s) in this Prospectus.

FOR AND ON BEHALF OF **ALIBABA.COM SINGAPORE E-COMMERCE PRIVATE LIMITED**

---

**Name:** Yi Zhang

**Designation:** Authorized Signatory

**Date:** November 11, 2021

**DECLARATION BY ANTFIN (NETHERLANDS) HOLDING B.V.**

Antfin (Netherlands) Holding B.V. hereby confirms that all statements and undertakings made or confirmed by it in this Prospectus about or in relation to itself as a Selling Shareholder and the Equity Shares offered by it through the Offer for Sale, are true and correct. Antfin (Netherlands) Holding B.V. assumes no responsibility for any other statements, including, any of the statements made by or relating to the Company or any other Selling Shareholder or any other person(s) in this Prospectus.

**FOR AND ON BEHALF OF ANTFIN (NETHERLANDS) HOLDING B.V.**

---

**Name:** Richard Lin

**Designation:** Authorized Signatory

**Date:** November 11, 2021

**DECLARATION BY ELEVATION CAPITAL V FII HOLDINGS LIMITED**

Elevation Capital V FII Holdings Limited , hereby confirms that all statements and undertakings made or confirmed by it in this Prospectus about or in relation to itself as a Selling Shareholder and the Equity Shares offered by it through the Offer for Sale, are true and correct. Elevation Capital V FII Holdings Limited assumes no responsibility for any other statements, including, any of the statements made by or relating to the Company or any other Selling Shareholder or any other person(s) in this Prospectus.

**FOR AND ON BEHALF OF ELEVATION CAPITAL V FII HOLDINGS LIMITED**

---

**Name:** Jihane Muhamodsaroar

**Designation:** Director

**Date:** November 11, 2021

## **DECLARATION BY ELEVATION CAPITAL V LIMITED**

Elevation Capital V Limited, hereby confirms that all statements and undertakings made or confirmed by it in this Prospectus about or in relation to itself as a Selling Shareholder and the Equity Shares offered by it through the Offer for Sale, are true and correct. Elevation Capital V Limited assumes no responsibility for any other statements, including, any of the statements made by or relating to the Company or any other Selling Shareholder or any other person(s) in this Prospectus.

### **FOR AND ON BEHALF OF ELEVATION CAPITAL V LIMITED**

---

**Name:** Jihane Muhamodsaroar

**Designation:** Director

**Date:** November 11, 2021

## **DECLARATION BY SAIF III MAURITIUS COMPANY LIMITED**

SAIF III Mauritius Company Limited, hereby confirms that all statements and undertakings made or confirmed by it in this Prospectus about or in relation to itself as a Selling Shareholder and the Equity Shares offered by it through the Offer for Sale, are true and correct. SAIF III Mauritius Company Limited assumes no responsibility for any other statements, including, any of the statements made by or relating to the Company or any other Selling Shareholder or any other person(s) in this Prospectus.

## **FOR AND ON BEHALF OF SAIF III MAURITIUS COMPANY LIMITED**

---

**Name:** Naiken Veerasamy

**Designation:** Director

**Date:** November 11, 2021

**DECLARATION BY SAIF PARTNERS INDIA IV LIMITED**

SAIF Partners India IV Limited, hereby confirms that all statements and undertakings made or confirmed by it in this Prospectus about or in relation to itself as a Selling Shareholder and the Equity Shares offered by it through the Offer for Sale, are true and correct. SAIF Partners India IV Limited assumes no responsibility for any other statements, including, any of the statements made by or relating to the Company or any other Selling Shareholder or any other person(s) in this Prospectus.

**FOR AND ON BEHALF OF SAIF PARTNERS INDIA IV LIMITED**

---

**Name:** Jihane Muhamodsaroar

**Designation:** Director

**Date:** November 11, 2021

**DECLARATION BY SVF PANTHER (CAYMAN) LIMITED**

SVF Panther (Cayman) Limited, hereby confirms that all statements and undertakings made or confirmed by it in this Prospectus about or in relation to itself as a Selling Shareholder and the Equity Shares offered by it through the Offer for Sale, are true and correct. SVF Panther (Cayman) Limited assumes no responsibility for any other statements, including, any of the statements made by or relating to the Company or any other Selling Shareholder or any other person(s) in this Prospectus.

**FOR AND ON BEHALF OF SVF PANTHER (CAYMAN) LIMITED**

---

**Name:** Karen Ellerbe

**Designation:** Director

**Date:** November 11, 2021



## **DECLARATION BY BH INTERNATIONAL HOLDINGS**

BH International Holdings, hereby confirms that all statements and undertakings made or confirmed by it in this Prospectus about or in relation to itself as a Selling Shareholder and the Equity Shares offered by it through the Offer for Sale, are true and correct. BH International Holdings assumes no responsibility for any other statements, including, any of the statements made by or relating to the Company or any other Selling Shareholder or any other person(s) in this Prospectus.

**FOR AND ON BEHALF OF BH International Holdings**

---

**Name:** Todd Anthony Combs

**Designation:** Director

**Date:** November 11, 2021

## DECLARATION BY THE OTHER SELLING SHAREHOLDERS

Mountain Capital Fund, L.P., RNT Associates Private Limited, DG PTM LP, Mr. Ravi Datla, Mr. Amit Khanna, Mr. Prakhar Srivastava, Mr. Saurabh Sharma, Mr. Manas Bisht, Mr. Sanjay S. Wadhwa, Mr. SasiRaman Venkatesan, Mr. N. Ramkumar and Mr. Abhay Sharma hereby confirm that all statements and undertakings made or confirmed by them in this Prospectus about or in relation to themselves as a Selling Shareholder and the respective Equity Shares offered by them through the Offer for Sale, are true and correct. Mountain Capital Fund, L.P., RNT Associates Private Limited, DG PTM LP, Mr. Ravi Datla, Mr. Amit Khanna, Mr. Prakhar Srivastava, Mr. Saurabh Sharma, Mr. Manas Bisht, Mr. Sanjay S. Wadhwa, Mr. SasiRaman Venkatesan, Mr. N. Ramkumar and Mr. Abhay Sharma assume no responsibility for any other statements, including, any of the statements made by or relating to the Company or any other Selling Shareholder or any other person(s) in this Prospectus.

**FOR AND ON BEHALF OF MOUNTAIN CAPITAL FUND, L.P., RNT ASSOCIATES PRIVATE LIMITED, DG PTM LP, MR. RAVI DATLA, MR. AMIT KHANNA, MR. PRAKHAR SRIVASTAVA, MR. SAURABH SHARMA, MR. MANAS BISHT, MR. SANJAY S. WADHWA, MR. SASIRAMAN VENKATESAN, MR. N. RAMKUMAR AND MR. ABHAY SHARMA, ACTING THROUGH MR. VIKAS GARG, DULY APPOINTED POWER-OF-ATTORNEY HOLDER**

---

**Name:** Vikas Garg

**Date:** November 11, 2021

## ANNEXURE A – US RESALE LETTER

*[On the letterhead of an investor who is a U.S. Person or a person in the United States; to be executed after resale of the Equity Shares outside the United States which was not consummated on the BSE or the NSE; to be delivered to the Company prior to the settlement of any sale or other transfer of Shares]*

One97 Communications Limited  
[Address]

Ladies and Gentlemen:

This letter (“**Resale Letter**”) relates to the sale or other transfer by us of equity shares (the “**Shares**”) of the Company, which is required to be in an “offshore transaction” pursuant to Regulation S (“**Regulation S**”) under the Securities Act of 1933, as amended (the “**U.S. Securities Act**”). Terms used in this Resale Letter are used as defined in Regulation S, except as otherwise stated herein.

We hereby represent and warrant to you as follows:

- (a) We previously purchased the Shares for our own account (or for one or more beneficial owners for which we have acted as fiduciary or agent, with complete investment discretion and with authority to bind each such person), as both a “qualified institutional buyer” (as defined in Rule 144A under the U.S. Securities Act) and a “qualified purchaser” (as defined in Section 2(a)(51) and related rules of the Investment Company Act of 1940, as amended, and the rules thereunder (the “**U.S. Investment Company Act**”). We understand that the Shares have not been and will not be registered under the US Securities Act and that the Company has not registered and will not register as an investment company under the U.S. Investment Company Act).
- (b) The offer and sale of the Shares by us was not made to a person in the United States or to a U.S. Person (as defined in Regulation S).
- (c) Either:
  - (i) at the time the buy order for the sale of the Shares by us was originated, the buyer was outside the United States or we and any person acting on our behalf reasonably believed that the buyer was outside the United States; or
  - (ii) the transfer of the Shares by us was executed in, on or through the facilities of the [●] Stock Exchange or the [●] Stock Exchange, and neither we nor any person acting on our behalf has reason to believe that the transaction was pre-arranged with a buyer in the United States.
- (d) Neither we, nor any of our affiliates, nor any person acting on our or their behalf, has made any directed selling efforts (as such term is defined in Regulation S) in the United States with respect to the Equity Shares.
- (e) The transfer of the Equity Shares by us was not and is not part of a plan or scheme to evade the registration requirements of the U.S. Securities Act or the U.S. Investment Company Act.
- (f) None of the Company, any of its agents nor any of their respective affiliates participated in the sale of the Equity Shares by us.
- (g) We agree that the Company, its agents and their respective affiliates may rely upon the truth and accuracy of the foregoing acknowledgments, representations and agreements.

*Where there are joint transferors, each must sign this US Resale Letter. A US Resale Letter of a corporation must be signed by an authorized officer or be completed otherwise in accordance with such corporation’s constitution (and evidence of such authority may be required).*

Yours sincerely,

(Name of Transferor)

By:  
Title:  
Date: