



BSE LIMITED

BSE was corporatised and demutualised in accordance with the Demutualisation Scheme. BSE was incorporated as a public limited company at Mumbai, under the name of "Bombay Stock Exchange Limited" under the Companies Act, 1956 and received a certificate of incorporation dated August 8, 2005. The name of BSE was subsequently changed to "BSE Limited" and BSE received a fresh certificate of incorporation pursuant to change of name dated July 8, 2011. For details of changes to the name of BSE and status of BSE, please see "History and Certain Corporate Matters" on page 169 of this Prospectus.

Registered and Corporate Office: 25th Floor, P. J. Towers, Dalal Street, Mumbai 400 001, Maharashtra, India; **Telephone:** +91 (22) 2272 1233/ 34; **Facsimile:** +91 (22) 2272 1003; **Contact Person:** Prajakta Powle, Company Secretary and Compliance Officer; **Email:** bse.ip@bseindia.com; **Website:** www.bseindia.com; **Corporate Identity Number:** U67120MH2005PLC155188

BSE is professionally managed and does not have an identifiable promoter in terms of the ICDR Regulations (as hereinafter defined)

INITIAL PUBLIC OFFERING OF 15,427,197[^] EQUITY SHARES OF FACE VALUE OF ₹ 2 EACH ("EQUITY SHARES") OF BSE LIMITED ("EXCHANGE" OR "ISSUER" OR "BSE") FOR CASH AT A PRICE OF ₹ 806 PER EQUITY SHARE (INCLUDING A SHARE PREMIUM OF ₹ 804 PER EQUITY SHARE), AGGREGATING TO ₹ 12,434.32 MILLION CONSISTING OF AN OFFER FOR SALE BY PERSONS LISTED IN ANNEXURE A- LIST OF SELLING SHAREHOLDERS ("OFFER"). THE OFFER CONSTITUTES 28.26% OF THE FULLY DILUTED POST-OFFER ISSUED SHARE CAPITAL OF BSE. THE ANCHOR INVESTOR OFFER PRICE IS ₹ 806.

[^] Subject to finalisation of Basis of Allotment.

THE FACE VALUE OF THE EQUITY SHARES IS ₹ 2 EACH. THE OFFER PRICE IS ₹ 806 PER EQUITY SHARE AND IS 403 TIMES THE FACE VALUE OF THE EQUITY SHARES.

The Offer is being made in compliance with the requirements of Regulation 45 of the Securities Contracts (Regulation) (Stock Exchanges and Clearing Corporations) Regulations, 2012, as amended ("SECC Regulations").

Furthermore, in terms of Rule 19(2)(b) of the Securities Contracts Regulations Rules, 1957, as amended ("SCRR") read with Regulation 41 of the ICDR Regulations, and in compliance with Regulation 26(1) of the ICDR Regulations, wherein not more than 50% of the Offer was available for allocation on a proportionate basis to Qualified Institutional Buyers ("QIB"). Provided that BSE in consultation with the Managers, has allocated up to 60% of the QIB Portion to Anchor Investors on a discretionary basis. One-third of the Anchor Investor Portion was reserved for domestic Mutual Funds, subject to valid Bids received from domestic Mutual Funds at or above the Anchor Investor Allocation Price. 5% of the QIB Portion (excluding the Anchor Investor Portion) was available for allocation on a proportionate basis to Mutual Funds only, and the remainder of the QIB Portion was available for allocation on a proportionate basis to all QIB Bidders (other than Anchor Investors), including Mutual Funds, subject to valid Bids received at or above the Offer Price. Further, not less than 15% of the Offer was available for allocation on a proportionate basis to Non-Institutional Investors and not less than 35% of the Offer was available for allocation on a proportionate basis to Retail Individual Investors, in accordance with the ICDR Regulations, subject to valid Bids received at or above the Offer Price. All Bidders, other than Anchor Investors, were required to mandatorily utilise the Application Supported by Blocked Amount ("ASBA") process providing details of their respective bank accounts which was blocked by the Self Certified Syndicate Banks ("SCSBs"), to participate in this Offer. Anchor Investors were not permitted to participate in the Anchor Investor Portion through the ASBA process. For details, please see "Offer Procedure" on page 590 of this Prospectus.

RISKS IN RELATION TO FIRST ISSUE

This being the first public offer of Equity Shares of BSE, there has been no formal market for the Equity Shares. The face value of the Equity Shares is ₹ 2 each and the Offer Price is 403 times the face value. The Offer Price (as has been determined by BSE in consultation with the Advisory Committee of Shareholders and the Managers, and justified as stated in the section "Basis for Offer Price" on page 100 of this Prospectus) should not be taken to be indicative of the market price of the Equity Shares after the Equity Shares are listed. No assurance can be given regarding active and / or sustained trading in the Equity Shares or regarding the price at which the Equity Shares will be traded after listing.

GENERAL RISKS

Investment in equity and equity-related securities involve a degree of risk and Bidders should not invest any funds in the Offer unless they can afford to take the risk of losing their investment. Bidders are advised to read the Risk Factors carefully before taking an investment decision in the Offer. For taking an investment decision, Bidders must rely on their own examination of BSE and the Offer, including the risks involved. The Equity Shares offered in the Offer have not been recommended or approved by the Securities and Exchange Board of India ("SEBI"), nor does SEBI guarantee the accuracy or adequacy of this Prospectus. Specific attention of the Bidders is invited to the section "Risk Factors" on page 19 of this Prospectus.

BSE AND THE SELLING SHAREHOLDER'S ABSOLUTE RESPONSIBILITY

BSE, having made all reasonable inquiries, accepts responsibility for and confirms that this Prospectus contains all information with regard to BSE and the Offer, which is material in the context of the Offer, that the information contained in this Prospectus is true and correct in all material aspects and is not misleading in any material respect, and the opinions and intentions expressed herein are honestly held and that there are no other facts, the omission of which makes this Prospectus as a whole or any of such information or the expression of any such opinions or intentions, misleading in any material respect. Each of the Selling Shareholders severally and not jointly accept responsibility only for the statements made by it in this Prospectus and confirm that this Prospectus contains all information about itself as a selling shareholder and the Equity Shares offered by each of them in the Offer, and that such statements are true and correct in all material respects and are not misleading in any material respect.

LISTING

The Equity Shares offered through the Red Herring Prospectus are proposed to be listed on the NSE. BSE has received an "in-principle" approval from the NSE for the listing of the Equity Shares pursuant to its letter dated October 7, 2016. A copy of the Red Herring Prospectus has been and a copy of this Prospectus shall be delivered to the RoC for registration in accordance with the Companies Act, 2013. For details of the material contracts and documents that were available for inspection from the date of the Red Herring Prospectus up to the Offer Closing Date, please see "Material Contracts and Documents for Inspection" on page 651 of this Prospectus.

GLOBAL CO-ORDINATORS AND BOOK RUNNING LEAD MANAGERS				REGISTRAR TO THE OFFER
<p>Edelweiss Financial Services Limited 14th Floor, Edelweiss House Off. C.S.T Road, Kalina Mumbai 400 098, India Telephone: +91 (22) 4009 4400 Facsimile: +91 (22) 4086 3610 E-mail: bse.ip@edelweissfin.com Investor grievance Email: customerservice.mb@edelweissfin.com Website: www.edelweissfin.com Contact person: Viral Shah/ Sandeep Maheshwari SEBI registration number: INM0000010650</p>	<p>Axis Capital Limited 1st Floor, Axis House C 2 Wadia International Centre Pandurang Budhkar Marg Worli Mumbai 400 025, India Telephone: +91 (22) 4325 2183 Facsimile: +91 (22) 4325 3000 Email: bse.ip@axiscap.in Investor grievance id: complaints@axiscap.in Website: www.axiscapital.co.in Contact person: Simran Gadh SEBI registration number: INM0000012029</p>	<p>Jefferies India Private Limited 42/43, 2 North Avenue Maker Maxity, Bandra-Kurla Complex Bandra (East) Mumbai 400 051, India Telephone: +91 (22) 4356 6000 Facsimile: +91 (22) 6765 5595 Email: BSE.IPO@jefferies.com Investor grievance id: india.investor.grievance@jefferies.com Website: www.jefferies.com Contact Person: Abhinand Rajan SEBI registration number: INM0000011443</p>	<p>Nomura Financial Advisory and Securities (India) Private Limited Ceejay House, Level 11, Plot F, Shivsagar Estate Worli, Mumbai 400 018, India Telephone: +91 (22) 4037 4037 Facsimile: +91 (22) 4037 4111 Email: bseipo@nomura.com Website: www.nomuraholdings.com/company/group/asia/india/index.html Investor grievance id: investorgrievances-in@nomura.com Contact person: Sumit Sukhramani / Chirag Shah SEBI registration number: INM0000011419</p>	<p>Karvy Computershare Private Limited Karvy Selenium Tower B, Plot 31-32, Gachibowli, Financial District, Nanakramguda Hyderabad 500 032 Telephone: +91 (40) 6716 2222 Facsimile: +91 (40) 2343 1551 Email: bse.ip@karvy.com Investor Grievance e-mail: einward.ris@karvy.com Website: https://karisma.karvy.com/ Contact Person: M Murali Krishna & R. Williams SEBI Registration No. INR000000221</p>
BOOK RUNNING LEAD MANAGERS			CO-BOOK RUNNING LEAD MANAGER	
<p>Motilal Oswal Investment Advisors Private Limited Motilal Oswal Tower, Rahimtullah Sayani Road Opposite Parel ST Depot, Prabhadevi Mumbai 400 025, India Telephone: +91 (22) 3980 4200 Facsimile: +91 (22) 3980 4315 Email: bse.ip@motilalosal.com Website: http://www.motilalosalgroup.com Investor grievance id: moialfredressal@motilalosal.com Contact person: Subrat Kumar Panda SEBI registration number: INM0000011005</p>	<p>SBI Capital Markets Limited 202, Maker Tower 'E' Cuffe Parade Mumbai 400 005, India Telephone: +91 (22) 2217 8300 Facsimile: +91 (22) 2218 8332 Email: bse.ip@sbicaps.com Website: www.sbicaps.com Investor grievance id: investor.relations@sbicaps.com Contact person: Aditya Deshpande SEBI registration number: INM0000003531</p>	<p>SMC Capitals Limited 302-303, Enterprise Centre Nehru Road, Vile Parle (East) Mumbai 400 099, India Telephone: +91 (22) 6648 1818 Facsimile: +91 (22) 6648 1850 Email: bse.ip@smccapitals.com Website: www.smccapitals.com Investor grievance id: investor.grievance@smccapitals.com Contact person: Satish Mangutkar SEBI registration number: MB/INM0000011427</p>	<p>Spark Capital Advisors (India) Private Limited No. 2, 'Reflections', Leith Castle Centre Street Santhome High Road, Chennai 600 028 Tamil Nadu, India Telephone: +91 (44) 4344 0000 Facsimile: +91 (44) 4344 0090 Email: bse.ip@sparkcapital.in Website: www.sparkcapital.in Investor grievance id: investor.grievance@sparkcapital.in Contact person: Nikhil Kookada SEBI registration number: INM0000011138</p>	
OFFER PROGRAMME				
OFFER OPENED ON:	JANUARY 23, 2017	OFFER CLOSED ON	JANUARY 25, 2017	

* The Anchor Investor Bidding Date was January 20, 2017.

TABLE OF CONTENTS

DEFINITIONS AND ABBREVIATIONS	3
CERTAIN CONVENTIONS, PRESENTATIONS OF FINANCIAL, INDUSTRY AND MARKET DATA	14
FORWARD-LOOKING STATEMENTS	17
RISK FACTORS	19
SUMMARY OF OUR BUSINESS	44
SUMMARY OF INDUSTRY	51
SUMMARY FINANCIAL INFORMATION	58
THE OFFER	68
GENERAL INFORMATION	70
CAPITAL STRUCTURE	82
OBJECTS OF THE OFFER	98
BASIS FOR OFFER PRICE	100
STATEMENT OF TAX BENEFITS	102
INDUSTRY	111
OUR BUSINESS	133
REGULATIONS AND POLICIES IN INDIA	162
HISTORY AND CERTAIN CORPORATE MATTERS	169
OUR MANAGEMENT	177
OUR PROMOTER AND PROMOTER GROUP	195
OUR GROUP COMPANIES	196
DIVIDEND POLICY	213
FINANCIAL STATEMENTS	214
CAPITALISATION STATEMENT AS ADJUSTED FOR THE OFFER	492
SUMMARY OF SIGNIFICANT DIFFERENCES BETWEEN INDIAN GAAP AND IND AS	494
FINANCIAL INDEBTEDNESS	501
MANAGEMENT’S DISCUSSION AND ANALYSIS OF FINANCIAL CONDITION AND RESULTS OF OPERATIONS	502
OUTSTANDING LITIGATION AND MATERIAL DEVELOPMENTS	535
GOVERNMENT AND OTHER APPROVALS	547
OTHER REGULATORY AND STATUTORY DISCLOSURES	555
TERMS OF THE OFFER	580
RESTRICTIONS ON FOREIGN OWNERSHIP OF INDIAN SECURITIES	586
OFFER STRUCTURE	587
OFFER PROCEDURE	590
MAIN PROVISIONS OF OUR ARTICLES OF ASSOCIATION	637
MATERIAL CONTRACTS AND DOCUMENTS FOR INSPECTION	651
DECLARATION	654
ANNEXURE A – LIST OF SELLING SHAREHOLDERS	656

DEFINITIONS AND ABBREVIATIONS

Unless the context otherwise implies or requires, the terms and abbreviations stated hereunder shall have the meaning as assigned below. References to statutes, rules, regulations, guidelines and policies will, unless the context otherwise requires, be deemed to include all amendments, modifications and replacements notified thereto, as of the date of this Prospectus.

Exchange and Selling Shareholder related terms

Term	Description
“Company”, “Exchange”, “the Exchange”, “BSE” or “Issuer”	BSE Limited, formerly Bombay Stock Exchange Limited, a public limited company incorporated under the Companies Act, 1956 and having its registered office at 25 th Floor, P.J. Towers, Dalal Street, Mumbai 400 001, Maharashtra, India.
“we”, “us”, or “our”	Unless the context otherwise requires or implies, BSE Limited, its Subsidiaries and its Joint Venture, on a consolidated basis.
“Advisory Committee of Shareholders”	The committee of our shareholders constituted pursuant to a shareholders’ resolution dated June 24, 2016.
“Articles” or “Articles of Association”	The articles of association of the Exchange, as amended.
“Auditors” or “Statutory Auditor”	The statutory auditors of the Exchange, being Deloitte Haskins & Sells LLP, Chartered Accountants.
“Audit Committee”	The audit committee of our Board constituted in accordance with the Companies Act, 2013 and the Listing Regulations.
“BFSI”	BFSI Sector Skill Council of India.
“Board” or “Board of Directors”	The board of directors of the Exchange, as constituted from time to time, including any committees thereof.
“Board IPO Committee”	The committee of our Board constituted pursuant to the resolution dated May 5, 2016.
“BSE Bye Laws”	The bye laws of the Exchange as amended from time to time.
“BSE CSR”	BSE CSR Integrated Foundation.
“BSE Institute”	BSE Institute Limited (formerly known as BSE Training Institute Limited).
“BSE Investments”	BSE Investments Limited.
“BSE Rules”	The rules of the Exchange as amended from time to time.
“BSE Sammaan”	BSE Sammaan CSR Limited.
“BSE Skills”	BSE Skills Limited.
“CDSL”	Central Depository Services (India) Limited.
“CDSL Insurance”	CDSL Insurance Repository Limited (formerly known as Central Insurance Repository Limited).
“CDSL Ventures”	CDSL Ventures Limited.
“Chief Executive Officer”	The chief executive officer of the Exchange.
“Chief Financial Officer”	The chief financial officer of the Exchange.
“Chief Operating Officer”	The chief operating officer of the Exchange.
“Compliance Officer”	The compliance officer of the Exchange for the purposes of the Offer.
“CSR Committee”	The corporate social responsibility committee of our Board constituted in accordance with the Companies Act, 2013.
“Demutualisation Scheme”	BSE (Corporatisation and Demutualisation) Scheme, 2005.
“Deutsche Börse”	Deutsche Börse AG.
“Director(s)”	Director(s) on the Board of the Exchange, as appointed from time to time.
“Equity Shares”	Unless the context otherwise requires, refers to equity shares of the Exchange having a face value of ₹ 2 each.
“Executive Director”	An executive Director.
“Group Companies”	Such companies as covered under the applicable accounting standards and also other companies as considered material by our Board pursuant to a policy on materiality of group companies approved by our Board on September 7, 2016. However, our Board has identified that there are no material group companies of the Exchange. For details, please see “ <i>Our Group Companies</i> ” on page 196 of this Prospectus.
“ICCL”	Indian Clearing Corporation Limited.
“IICCL”	India International Clearing Corporation (IFSC) Limited
“IIEL”	India International Exchange (IFSC) Limited
“Ind-AS Financial Statements”	Standalone and consolidated condensed balance sheets of the Exchange as at September 30, 2016, and the related standalone and consolidated condensed statements of profit and loss and statements

Term	Description
	of cash flows for the six month ended September 30, 2016 and related notes and schedules.
“Independent Director” / “Public Interest Director”	A non-executive, independent Director as per the Companies Act, 2013, the Listing Regulations and SECC Regulations.
“Independent Directors / Public Interest Directors Committee”	The committee of Independent Directors / Public Interest Directors of our Board, constituted in accordance with the Companies Act, 2013 and the SECC Regulations.
“Joint Venture” or “Asia Index”	Asia Index Private Limited, a joint venture of the Exchange with SPDJS.
“KMP” or “Key Management Personnel”	Officers of the Exchange in terms of the ICDR Regulations and SECC Regulations, as disclosed in “Our Management” on page 177 of this Prospectus.
“Listing Committee”	A committee of the Shareholders, constituted pursuant to a resolution passed at our AGM dated September 25, 2015.
“Marketplace Tech Infra”	Marketplace Tech Infra Services Private Limited.
“Marketplace Technologies”	Marketplace Technologies Private Limited (formerly known as ENC Software Solutions Private Limited).
“Memorandum of Association” or “Memorandum of Association”	The memorandum of association of the Exchange, as amended.
“Nomination and Remuneration / Compensation Committee”	The nomination and remuneration / compensation committee of our Board constituted in accordance with the Companies Act, 2013 and the Listing Regulations.
“Non-Executive Director”	A Director not being an Executive Director.
“Offered Shares”	15,427,197 [^] Equity Shares being offered by the Selling Shareholders in the Offer. [^] <i>Subject to finalisation of Basis of Allotment</i>
“Registered Office”	The registered office of the Exchange situated at 25 th Floor, P. J. Towers, Dalal Street, Mumbai 400 001, Maharashtra, India.
“Registrar of Companies” or “RoC”	Registrar of Companies, Maharashtra currently situated at Everest, 5 th Floor, 100, Marine Drive, Mumbai 400 002.
“Restated Consolidated Financial Information”	The consolidated financial information of the Exchange and its Subsidiaries, its jointly controlled entities, and the share of the profit / (loss) of its associate, which comprises of the restated consolidated statement of assets and liabilities as at September 30, 2016 and as at March 31, 2016, 2015, 2014, 2013 and 2012, the restated consolidated statement of profit and loss and the restated consolidated statement of cash flows for the six month ended September 30, 2016 and for the years ended March 31, 2016, 2015, 2014, 2013 and 2012 and the related notes, schedules and annexures thereto included in this Prospectus, which have been prepared in accordance with the requirements of the Companies Act, 2013, Companies Act, 1956 and Indian GAAP and restated in accordance with the ICDR Regulations.
“Restated Financial Information”	Restated Consolidated Financial Information and Restated Standalone Financial Information collectively.
“Restated Standalone Financial Information”	The standalone financial information of the Exchange which comprises of the restated unconsolidated statement of assets and liabilities as at September 30, 2016 and as at March 31, 2016, 2015, 2014, 2013 and 2012, the restated unconsolidated statement of profit and loss and the restated unconsolidated cash flow statement for the six month ended September 30, 2016 and for the years ended March 31, 2016, 2015, 2014, 2013 and 2012, and the related notes, schedules and annexures thereto included in this Prospectus, which have been prepared in accordance with the requirements of the Companies Act, 2013, Companies Act, 1956 and Indian GAAP, and restated in accordance with the ICDR Regulations.
“Risk Management Committee”	The risk management committee of our Board constituted in accordance with the Listing Regulations.
“Ryerson”	BIL – Ryerson Technology Startup Incubator Foundation.
“Selling Shareholders”	Persons listed in Annexure A.
“Selling Shareholders’ Consent Letters”	A consent letter submitted by each of the Selling Shareholders pursuant to the OFS Invitation.
“Shareholders”	Equity shareholders of the Exchange, from time to time.
“Shareholder Director”	A Director, not being an Independent Director, who represents the interests of the Shareholders, appointed as per the terms of the SECC Regulations.
“Singapore Exchange”	Singapore Exchange Limited.
“SPDJS”	SPDJ Singapore Pte. Limited.
“Stakeholder Relationship /	The stakeholder relationship / share allotment committee of our Board constituted in accordance

Term	Description
Share Allotment Committee	with the Companies Act, 2013 and the Listing Regulations.
“Subsidiary” or “Subsidiaries”	A subsidiary of the Exchange as of the date of this Prospectus, in accordance with the Companies Act, 2013, and as set out in “ <i>Our Group Companies</i> ” on page 196 of this Prospectus.
“Unaudited Proforma Consolidated Condensed Financial Information”	The unaudited proforma consolidated condensed financial information consisting of the unaudited proforma consolidated condensed balance sheet as at March 31, 2016 and as at September 30, 2016, the unaudited proforma consolidated condensed statement of profit and loss for the year ended March 31, 2016 and the six month ended September 30, 2016, and related notes.
“USE”	United Stock Exchange of India Limited.
“USE Scheme of Amalgamation”	Scheme of amalgamation of United Stock Exchange of India Limited with the Exchange and their respective shareholders and creditors effective from May 14, 2015.

Offer Related Terms

Term	Description
“Acknowledgement Slip”	The slip or document issued by the Designated Intermediary to a Bidder as proof of registration of the Bid.
“Allotment”, “Allot” or “Allotted”	Unless the context otherwise requires, the transfer of Equity Shares to successful Bidders by the Selling Shareholders pursuant to the Offer.
“Allotment Advice”	The note or advice or intimation of Allotment, sent to each successful Bidder who has been or is to be Allotted the Equity Shares after approval of the Basis of Allotment by the Stock Exchange(s).
“Allottee”	A successful Bidder to whom the Equity Shares are Allotted.
“Anchor Investor”	A Qualified Institutional Buyer, applying under the Anchor Investor Portion in accordance with the ICDR Regulations.
“Anchor Investor Allocation Price”	₹ 806 per Equity Share being the price at which Equity Shares were allocated to the Anchor Investors in terms of the Red Herring Prospectus and this Prospectus, which was decided by the Exchange in consultation with the Advisory Committee of Shareholders and the Managers on the Anchor Investor Bidding Date.
“Anchor Investor Bidding Date”	January 20, 2017.
“Anchor Investor Form”	Form used by an Anchor Investor to Bid in the Anchor Investor Portion and which was considered as an application for Allotment in terms of the Red Herring Prospectus and this Prospectus.
“Anchor Investor Offer Price”	₹ 806 per Equity Share. The Anchor Investor Offer Price was decided by the Exchange in consultation with the Advisory Committee of Shareholders and the Managers.
“Anchor Investor Portion”	Up to 60% of the QIB Portion, which has been allocated by the Exchange in consultation the Managers, to Anchor Investors on a discretionary basis in accordance with the ICDR Regulations, out of which one third was reserved for domestic Mutual Funds, subject to valid Bids received from domestic Mutual Funds at or above the Anchor Investor Allocation Price.
“Applications Supported by Blocked Amount” or “ASBA”	An application, whether physical or electronic, used by ASBA Bidders to make a Bid authorising an SCSB to block the Bid Amount in the ASBA Accounts.
“ASBA Account”	An account maintained with an SCSB and specified in the ASBA Form submitted by an ASBA Bidder, which was blocked by such SCSB to the extent of the Bid Amount specified by a Bidder.
“ASBA Bidder”	All bidders except Anchor Investors.
“ASBA Form”	An application form, whether physical or electronic, used by ASBA Bidders which will be considered as the application for Allotment in terms of the Red Herring Prospectus and this Prospectus.
“Axis”	Axis Capital Limited.
“Banker(s) to the Offer” / “Escrow Collection Bank(s)”	The bank which is a clearing member and registered with SEBI under the BTI Regulations, with whom the Escrow Account(s) have been opened, being Axis Bank Limited.
“Basis of Allotment”	The basis on which the Equity Shares will be Allotted, as described in “ <i>Offer Procedure – Allotment Procedure and Basis of Allotment</i> ” on page 627 of this Prospectus.
“Bid”	An indication to make an offer during the Offer Period by an ASBA Bidder, or on the Anchor Investor Bidding Date by an Anchor Investor, pursuant to the submission of a Bid cum Application Form, to purchase, the Equity Shares at a price within the Price Band, including all revisions thereto as permitted under the ICDR Regulations and in terms of the Red Herring Prospectus and the Bid cum Application Form, and the term “Bidding” shall be construed accordingly.
“Bid Amount”	In relation to each Bid shall mean the highest value of the Bid indicated in the Bid cum Application Form and payable by the Bidder, or blocked in the ASBA Account of the ASBA Bidders, upon

Term	Description
	submission of the Bid in the Offer.
“Bid cum Application Form”	Anchor Investor Form and / or the ASBA Form, as the context requires.
“Bid Lot”	18 Equity Shares and in multiples of 18 Equity Shares thereafter.
“Bidder”	Any prospective investor who made a Bid pursuant to the terms of the Red Herring Prospectus and the Bid cum Application Form and unless otherwise stated or implied, includes an Anchor Investor.
“Bidding Centres”	Centres at which the Designated Intermediaries accepted the ASBA Forms, i.e., Designated Branches for SCSBs, Specified Locations for the Syndicate, Broker Centres for Registered Brokers, Designated RTA Locations for RTAs and Designated CDP Locations for CDPs.
“Book Building Process”	The book building process as described in Part A, Schedule XI of the ICDR Regulations, in terms of which the Offer is being made.
“Book Running Lead Managers” or “BRLMs”	The Book Running Lead Managers being, Motilal Oswal, SBI Capital and SMC.
“Broker Centre”	Broker centres notified by NSE and the Exchange where ASBA Bidders can submit the ASBA Forms to a Registered Broker and details of which are available on the websites of NSE and the Exchange as below: http://www.nseindia.com/products/content/equities/ipos/ipo_mem_terminal.htm , and http://www.bseindia.com/Markets/PublicIssues/brokercentres_new.aspx?expandable=3
“CAN” or “Confirmation of Allocation Note”	The note or advice or intimation of allocation sent to Anchor Investors who have been allocated Equity Shares after the Anchor Investor Bidding Dates.
“Cap Price”	₹ 806 per Equity Share.
“Client ID”	Client identification number maintained with one of the Depositories in relation to the demat account.
“Co-Book Running Lead Manager” or “Co-BRLM”	The Co-Book Running Lead Manager being, Spark Capital.
“Collecting Depository Participant” or “CDP”	A depository participant as defined under the Depositories Act, 1996, registered with SEBI and who is eligible to procure Bids at the Designated CDP Locations in terms of circular no. CIR/CFD/POLICYCELL/11/2015 dated November 10, 2015 issued by SEBI.
“Cut off Price”	The Offer Price, as finalised by the Exchange in consultation with the Advisory Committee of Shareholders and the Managers. Only Retail Individual Investors were entitled to Bid at the Cut off Price (subject to the Bid Amount being up to ₹ 200,000).
“Demographic Details”	The demographic details of the Bidders such as their respective addresses, occupation, PAN, MICR Code and bank account details.
“Designated Branches”	Such branches of the SCSBs which collected the ASBA Forms, a list of which is available on the website of the SEBI at (www.sebi.gov.in/sebiweb/home/list/5/33/0/0/Recognized-Intermediaries) and updated from time to time, and at such other websites as may be prescribed by SEBI from time to time.
“Designated CDP Locations”	Such locations of the CDPs where ASBA Bidders have submitted the ASBA Forms, a list of which, along with names and contact details of the Collecting Depository Participants eligible to accept ASBA Forms are available on the websites of the NSE and the Exchange (www.nseindia.com and www.bseindia.com).
“Designated Date”	The date on which funds are transferred from the Escrow Account to the Public Offer Account or the Refund Account, as appropriate, or the funds blocked by the SCSBs are transferred from the ASBA Accounts to the Public Offer Account, as the case may be, after the Prospectus is filed with the RoC.
“Designated Intermediaries”	Syndicate, Sub-Syndicate/Agents, SCSBs, Registered Brokers, the CDPs and RTAs, who are authorised to collect Bid cum Application Forms from the Bidders, in relation to the Offer.
“Designated RTA Locations”	Such locations of the RTAs where ASBA Bidders can submit the ASBA Forms to RTAs, a list of which, along with names and contact details of the RTAs eligible to accept ASBA Forms are available on the respective websites of NSE and the Exchange (www.nseindia.com and www.bseindia.com).
“Draft Red Herring Prospectus”	The draft red herring prospectus dated September 9, 2016 amended by way of a corrigendum dated December 1, 2016, issued in accordance with the ICDR Regulations, which did not contain complete particulars of the Offer, including the price at which the Equity Shares will be Allotted and the size of the Offer.
“Edelweiss”	Edelweiss Financial Services Limited.
“Eligible FPIs”	FPIs from such jurisdictions outside India where it is not unlawful to make an offer / invitation under the Offer and in relation to whom the Red Herring Prospectus constitutes an invitation to purchase the Equity Shares offered thereby.
“Eligible NRIs”	NRIs from jurisdictions outside India where it is not unlawful to make an offer or invitation under the Offer and in relation to whom the Red Herring Prospectus constitutes an invitation to purchase the

Term	Description
	Equity Shares offered thereby.
“Escrow Account(s)”	Accounts opened with the Escrow Collection Bank(s) in whose favour Anchor Investors transferred money through direct credit/ NEFT/ RTGS in respect of Bid Amounts when submitting a Bid.
“Escrow Agent”	Karvy Stock Broking Limited appointed pursuant to the Share Escrow Agreement dated July 5, 2016.
“Escrow Agreement”	The agreement dated January 9, 2017 amongst the Exchange, the Registrar to the Offer, the Managers, the Selling Shareholders, the Escrow Collection Bank(s), the Public Offer Account Bank, and the Refund Bank for collection of the Bid Amounts from Bidders and where applicable, refunds of the amounts collected to the Bidders on the terms and conditions thereof.
“First Bidder”	The Bidder whose name appears first in the Bid cum Application Form or the Revision Form and in case of joint Bids, whose name shall also appear as the first holder of the beneficiary account held in joint names.
“Floor Price”	₹ 805 per Equity Share.
“General Information Document”	The General Information Document for investing in public issues prepared and issued in accordance with the circular (CIR/CFD/DIL/12/2013) dated October 23, 2013, notified by SEBI, suitably modified and included in “Offer Procedure” on page 590 of this Prospectus.
“Global Co-ordinators and Book Running Lead Managers”, “GCBRLM(s)”	The Global Co-ordinators and Book Running Lead Managers, being Edelweiss, Axis, Nomura and Jefferies.
“Jefferies”	Jefferies India Private Limited.
“Managers”	Collectively, the Global Co-ordinators and Book Running Lead Managers, the Book Running Lead Managers and the Co-Book Running Lead Manager.
“Maximum RII Allottees”	Maximum number of Retail Individual Investors who can be Allotted the minimum Bid Lot. This is computed by dividing the total number of Equity Shares available for Allotment to RIIs by the minimum Bid Lot.
“Motilal Oswal”	Motilal Oswal Investment Advisors Private Limited.
“Mutual Fund Portion”	5% of the QIB Portion (other than Anchor Investor Portion) available for allocation to Mutual Funds only, on a proportionate basis, subject to valid Bids received at or above the Offer Price.
“Nomura”	Nomura Financial Advisory and Securities (India) Private Limited.
“Non-Institutional Investors”	All Bidders, including Category III FPIs, that are not QIBs or Retail Individual Investors who have Bid for Equity Shares for an amount of more than ₹ 200,000 (but not including NRIs other than Eligible NRIs).
“Non-Institutional Portion”	The portion of the Offer being not less than 15% of the Offer available for allocation to Non-Institutional Investors on a proportionate basis, subject to valid Bids received at or above the Offer Price.
“Offer”	Initial public offering of 15,427,197 [^] Equity Shares of face value ₹ 2 each of the Exchange for cash at a price of ₹ 806 per Equity Share (including a share premium of ₹ 804 per Equity Share), aggregating to ₹ 12,434.32 million, consisting of an offer for sale by the Selling Shareholders. The Offer constitutes 28.26% of the fully diluted post-offer issued share capital of BSE. [^] Subject to finalization of Basis of Allotment
“Offer Agreement”	The agreement entered into on September 9, 2016 amended by way of the addendum agreement dated January 4, 2017 amongst the Exchange, the Selling Shareholders and the Managers, pursuant to the ICDR Regulations, based on which certain arrangements are agreed to in relation to the Offer.
“Offer Closing Date”	Except in relation to Bids received from the Anchor Investors, January 25, 2017.
“Offer Opening Date”	Except in relation to Bids received from the Anchor Investors, January 23, 2017.
“Offer Period”	Except in relation to Bids received from Anchor Investors, January 23, 2017 to January 25, 2017.
“Offer Price”	₹ 806 per Equity Share being the final price at which the Equity Shares will be Allotted to Bidders other than Anchor Investors in terms of the Red Herring Prospectus. The Offer Price was decided by the Exchange in consultation with the Advisory Committee of Shareholders and the Managers, on the Pricing Date.
“OFS Invitation”	Letter dated July 5, 2016 issued by the Exchange to its Shareholders inviting them to participate in the Offer.
“OFS Scheme”	Scheme of participation in the Offer of the Exchange by the Shareholders.
“Price Band”	₹ 805 to ₹ 806 per Equity Share. The Price Band and the minimum Bid Lot for the Offer was decided by the Exchange in consultation with the Advisory Committee of Shareholders and the Managers and was advertised in all editions of Financial Express, all editions of Jansatta and Mumbai edition of Navshakti (which are widely circulated English, Hindi and Marathi newspapers, respectively, Marathi being the regional language of Maharashtra, where our Registered Office is located), at least five Working Days prior to the Offer

Term	Description
	Opening Date.
“Pricing Date”	January 28, 2017, the date on which the Exchange in consultation with the Advisory Committee of Shareholders and the Managers, finalised the Offer Price.
“Prospectus”	This prospectus dated January 28, 2017, filed with the RoC, in accordance with the Companies Act, 2013 and ICDR Regulations, containing, <i>inter-alia</i> , the Offer Price that is determined at the end of the Book Building Process, the size of the Offer and certain other information, including any addenda or corrigenda thereto.
“Public Offer Account(s)”	An account opened in accordance with the provisions of the Companies Act, 2013, with the Public Offer Account Bank to receive money from the Escrow Accounts and from the ASBA Accounts on the Designated Date.
“Public Offer Account Bank”	The bank which is a clearing member and registered with SEBI under the BTI Regulations, with whom the Public Offer Account(s) has been opened, being Axis Bank Limited.
“Qualified Institutional Buyers” or “QIBs”	A qualified institutional buyer, as defined under Regulation 2(1)(zd) of the ICDR Regulations.
“QIB Portion”	The portion of the Offer (including the Anchor Investor Portion) being not more than 50% of the Offer which was available for allocation to QIBs, including the Anchor Investors (which was allocated on a discretionary basis, as determined by the Exchange in consultation with the Managers) subject to valid Bids received at or above the Offer Price.
“Red Herring Prospectus”	The red herring prospectus dated January 11, 2017, as amended by way of an addendum cum corrigendum dated January 18, 2017, issued in accordance with the Companies Act, 2013, and the ICDR Regulations, which did not have complete particulars of the price at which the Equity Shares were offered and the size of the Offer, including any addenda or corrigenda thereto.
“Refund Account(s)”	The account opened with the Refund Bank, from which refunds to unsuccessful Bidders, if any, of the whole or part of the Bid Amount shall be made.
“Refund Bank”	The bank which is a clearing member and registered with SEBI under the BTI Regulations with whom the Refund Account has been opened and in this case being Axis Bank Limited.
“Registered Broker”	Stock brokers registered with the stock exchanges having nationwide terminals other than the Syndicate, and eligible to procure Bids from ASBA Bidders in terms of the circular No. CIR/CFD/14/2012 dated October 4, 2012 issued by SEBI.
“Registrar” or “Registrar to the Offer”	Karvy Computershare Private Limited.
“Registrar and Share Transfer Agents” or “RTAs”	Registrar and share transfer agents registered with SEBI and eligible to procure Bids at the Designated RTA Locations in terms of circular no. CIR/CFD/POLICYCELL/11/2015 dated November 10, 2015 issued by SEBI.
“Retail Individual Investors”/ “RII(s)”	Individual Bidders (including HUFs applying through their <i>karta</i> and Eligible NRIs) who have not submitted a Bid for Equity Shares for a Bid Amount of more than ₹ 200,000 in any of the Bidding options in the Offer.
“Retail Portion”	The portion of the Offer being not less than 35% of the Offer available for allocation to Retail Individual Investor(s) in accordance with the ICDR Regulations, subject to valid Bids received at or above the Offer Price.
“Revision Form”	The form used by the Bidders to modify the quantity of Equity Shares or the Bid Amount in their Bid cum Application Forms or any prior Revision Form(s), as applicable. QIBs and Non-Institutional Investors are not allowed to withdraw or lower their Bids (in terms of quantity of Equity Shares or the Bid Amount) at any stage. RIIs could revise their Bids during the Offer Period and withdraw their Bids until Offer Closing Date.
“SBI Capital”	SBI Capital Markets Limited.
“Self Certified Syndicate Bank(s)” or “SCSB(s)”	Banks which are registered with SEBI under the BTI Regulations, which offer the facility of ASBA, a list of which is available on the website of the SEBI at (www.sebi.gov.in/sebiweb/home/list/5/33/0/0/Recognised-Intermediaries) and updated from time to time and at such other websites as may be prescribed by SEBI from time to time.
“Share Escrow Agreement”	The agreement dated July 5, 2016 entered into amongst the Exchange, the Registrar, the Escrow Agent and Edelweiss for the deposit of Offered Shares amended by way of the addendum agreements between the Exchange, the Registrar, the Escrow Agent the Managers and the Selling Shareholders dated September 6, 2016 and second addendum agreement dated January 4, 2017.
“SMC”	SMC Capitals Limited.
“Spark Capital”	Spark Capital Advisors (India) Private Limited.
“Specified Cities” or “Specified Locations”	Bidding centres where the Syndicate shall accept Bid cum Application Forms from Bidders, a list of which is available on the website of the SEBI

Term	Description
	(http://www.sebi.gov.in/sebiweb/home/list/5/33/0/0/Recognised-Intermediaries) and updated from time to time and at such other websites as may be prescribed by SEBI from time to time.
“Stock Exchange(s)”	NSE and any other recognized stock exchange.
“Sub Syndicate”	The sub-syndicate members, if any, appointed by the Managers and the Syndicate Members, to collect Bid cum Application Forms.
“Syndicate” or “member of the Syndicate”	The Managers and the Syndicate Members.
“Syndicate Agreement”	The agreement dated January 9, 2017 amongst the Syndicate, the Exchange and the Selling Shareholders in relation to collection of Bids by the Syndicate.
“Syndicate Bidding Centres”	Syndicate and Sub Syndicate centres established for acceptance of Bid cum Application Forms and Revision Forms.
“Syndicate Members”	Intermediaries registered with SEBI who are permitted to carry out activities as an underwriter, namely, Edelweiss Securities Limited, SBICAP Securities Limited, SMC Global Securities Limited SPA Securities Limited and Motilal Oswal Securities Limited.
“Underwriters”	Edelweiss, Axis, Jefferies, Nomura, Motilal Oswal, SBI Capital, SMC, Spark Capital, SMC Global Securities Limited, Edelweiss Securities Limited, Motilal Oswal Securities Limited, SBICAP Securities Limited and SPA Securities Limited.
“Underwriting Agreement”	The agreement dated January 28, 2017 entered into amongst the Underwriters, the Registrar, the Exchange and the Selling Shareholders.
“Working Day”	All days other than second and fourth Saturdays of the month, Sundays or public holidays, on which commercial banks in Mumbai are open for business; provided however, with reference to (a) announcement of Price Band; and (b) Offer Period, shall mean all days except Saturday, Sunday and public holidays on which commercial banks in Mumbai are open for business and (c) the time period between the Offer Closing Date and the listing of the Equity Shares on the Stock Exchange(s), shall mean all trading days of the Stock Exchange(s) excluding Sundays and bank holidays, as per the SEBI Circular SEBI/HO/CFD/DIL/CIR/P/2016/26 dated January 21, 2016.

Conventional or general terms and abbreviations

Term	Description
“A/c”	Account.
“AGM”	Annual general meeting.
“AIFs”	Alternative investment funds as defined in and registered under the AIF Regulations.
“AIF Regulations”	Securities and Exchange Board of India (Alternative Investment Funds) Regulations, 2012.
“AS”	Accounting standards issued by the Institute of Chartered Accountants of India, as notified by the Companies (Accounting Standards) Rules, 2006.
“A.Y.”	Assessment year.
“BTI Regulations”	Securities and Exchange Board of India (Bankers to an Issue) Regulations, 1994.
“Calendar Year” or “year”	Unless the context otherwise requires, shall refer to the twelve month period ending December 31.
“Category III Foreign Portfolio Investors” or “Category III FPIs”	FPIs who are registered as “Category III foreign portfolio investors” under the FPI Regulations.
“CFO”	Chief Financial Officer.
“Combination Regulations”	Provisions under the Competition Act in relation to combinations.
“Companies Act, 1956”	Companies Act, 1956, and the rules, regulations, modifications and clarifications made thereunder, as the context requires.
“Companies Act, 2013”	Companies Act, 2013 and the rules, regulations, modifications and clarifications thereunder, to the extent notified.
Companies Act	Companies Act, 1956 and the rules thereunder, to the extent not repealed, and/or the Companies Act, 2013.
“Competition Act”	Competition Act, 2002.
“CPC”	Civil Procedure Code, 1908.
“CrPC”	Criminal Procedure Code, 1973.
“CSGL”	Constituents’ subsidiary general ledger account.
“CSR”	Corporate social responsibility.
“Depositories Act”	Depositories Act, 1996.

Term	Description
“Depository” or “Depositories”	NSDL and CDSL.
“DIN”	Director identification number.
“DP” or “Depository Participant”	A depository participant as defined under the Depositories Act.
“DP ID”	Depository participant’s identity number.
“EBITDA”	Earnings Before Interest, Tax, Depreciation and Amortisation.
“ECB”	External commercial borrowing.
“EGM”	Extraordinary general meeting.
“Entitled Qualified Purchaser”	A person who is each a U.S. QIB, a QP and an IAI.
“EPS”	Earnings per share (as calculated in accordance with AS-20).
“Euro” or “€”	Euro.
“FDI”	Foreign direct investment.
“FEMA”	Foreign Exchange Management Act, 1999, including the rules and regulations thereunder.
“FEMA Regulations”	Foreign Exchange Management (Transfer or Issue of Security by a Person Resident Outside India) Regulations, 2000.
“FII(s)”	Foreign Institutional Investor, as defined under the erstwhile Securities and Exchange Board of India (Foreign Institutional Investors) Regulations, 1995.
“FII Regulations”	The erstwhile Securities and Exchange Board of India (Foreign Institutional Investors) Regulations, 1995.
“Finance Act”	Finance Act, 1994.
“Financial Year”, “Fiscal”, “FY” or “F.Y.”	A financial year in relation to any company or body corporate, means the period ending on the 31 st day of March every year, and where it has been incorporated on or after the 1 st day of January of a year, the period ending on the 31 st day of March of the following year, in respect whereof financial statement of the company or body corporate is made up.
“FIPB”	Foreign Investment Promotion Board.
“FPI(s)”	Foreign Portfolio Investor, as defined under the SEBI (Foreign Portfolio Investors) Regulations, 2014 including FIIs and QFIs, which are deemed to be foreign portfolio investors.
“FPI Regulations”	Securities and Exchange Board of India (Foreign Portfolio Investors) Regulations, 2014.
“FVCI”	Foreign venture capital investors, as defined and registered with SEBI under the FVCI Regulations.
“FVCI Regulations”	Securities and Exchange Board of India (Foreign Venture Capital Investor) Regulations, 2000.
“GAAR”	General anti-avoidance rule.
“GDP”	Gross domestic product.
“GIR Number”	General index registration number.
“GoI”	Government of India.
“GST”	Goods and services tax.
“HUF”	Hindu undivided family.
“IAI”	An institutional “accredited investor” as defined in Rule 501(a)(1), (2), (3) or (7) of Regulation D.
“ICAI”	The Institute of Chartered Accountants of India.
“ICDR Regulations”	Securities and Exchange Board of India (Issue of Capital and Disclosure Requirements) Regulations, 2009.
“IFRS”	International Financial Reporting Standards.
“Ind AS”	Indian Accounting Standards.
“Indian Accounting Standard Rules”	Companies (Indian Accounting Standards) Rules, 2015.
“Indian GAAP”	Generally Accepted Accounting Principles in India.
“Insider Trading Regulations”	Securities and Exchange Board of India (Prohibition of Insider Trading) Regulations, 2015.
“Investment Company Act”	Investment Company Act of 1940.
“IPC”	Indian Penal Code, 1860.
“IPO”	Initial public offer.
“IPR”	Intellectual property rights.
“IRDA”	Insurance Regulatory and Development Authority of India.
“I.T. Act”	The Income Tax Act, 1961.
“ITAT”	Income tax appellate tribunal.
“LIBOR”	London interbank offered rate.
“Listing Agreement”	The equity listing agreement to be entered into by the Exchange with the Stock Exchange(s), as

Term	Description
	amended.
“Listing Regulations”	Securities and Exchange Board of India (Listing Obligations and Disclosure Requirements) Regulations, 2015.
“MAT”	Minimum alternate tax.
“MCA”	Ministry of Corporate Affairs, Government of India.
“MICR”	Magnetic ink character recognition.
“MIMPS”	The erstwhile Securities Contracts (Regulation) (Manner of Increasing and Maintaining Public Shareholding in Recognised Stock Exchanges) Regulations, 2006.
“Mn” or “mn”	Million.
“Mutual Funds”	A mutual fund registered with SEBI under the Securities and Exchange Board of India (Mutual Funds) Regulations, 1996.
“N.A.”	Not applicable.
“NAV”	Net asset value.
“NECS”	National electronic clearing service.
“NEFT”	National electronic fund transfer.
“Negotiable Instruments Act”	Negotiable Instruments Act, 1881.
“Non-Resident”	A person resident outside India, as defined under FEMA.
“NRE Account”	Non resident external account established in accordance with the Foreign Exchange Management (Deposit) Regulations, 2016.
“NRI” or “Non-Resident Indian”	A person resident outside India who is a citizen of India as defined under the Foreign Exchange Management (Deposit) Regulations, 2016 or is an ‘Overseas Citizen of India’ cardholder within the meaning of section 7(A) of the Citizenship Act, 1955.
“NRO Account”	Non resident ordinary account established in accordance with the Foreign Exchange Management (Deposit) Regulations, 2016.
“NSDL”	National Securities Depository Limited.
“NSE”	National Stock Exchange of India Limited.
“OCB” or “Overseas Corporate Body”	A company, partnership, society or other corporate body owned directly or indirectly to the extent of at least 60% by NRIs including overseas trusts in which not less than 60% of the beneficial interest is irrevocably held by NRIs directly or indirectly and which was in existence on October 3, 2003 and immediately before such date was eligible to undertake transactions pursuant to the general permission granted to OCBs under the FEMA. OCBs are not allowed to invest in the Offer.
“PAN”	Permanent account number allotted under the I.T. Act.
“P/E Ratio”	Price / earnings ratio.
“PLR”	Prime lending rate.
“PSUs”	Public sector undertakings (government-owned corporations).
“QP”	A “qualified purchaser” as defined in Section 2(a)(51) of the Investment Company Act.
“RBI”	Reserve Bank of India.
“Regulation D”	Regulation D under the Securities Act.
“RONW”	Return on net worth.
“Rs.”, “Rupees”, “₹” or “INR”	Indian national rupees.
“RTGS”	Real time gross settlement.
“SAT”	Securities appellate tribunal.
“SCRA”	Securities Contracts (Regulation) Act, 1956.
“SCRR”	Securities Contracts (Regulation) Rules, 1957.
“SEBI”	Securities and Exchange Board of India constituted under the SEBI Act.
“SEBI Act”	Securities and Exchange Board of India Act, 1992.
“SECC Regulations”	Securities Contracts (Regulation) (Stock Exchanges and Clearing Corporations) Regulations, 2012.
“Securities Act”	U.S. Securities Act of 1933.
“SEZ”	Special Economic Zone.
“SGL”	Subsidiary general ledger account.
“SICA”	Sick Industrial Companies (Special Provisions) Act, 1985.
“State Government”	Government of a State of India.
“STT”	Securities transaction tax.
“Takeover Regulations”	Securities and Exchange Board of India (Substantial Acquisition of Shares and Takeovers) Regulations, 2011.
“US” or “USA”	The United States of America.
“USD” or “\$” or “US \$”	United States Dollar.

Term	Description
or “US Dollars”	
“US GAAP”	Generally accepted accounting principles in the US.
“U.S. Person”	As defined in Regulation S under the Securities Act.
“U.S. QIBs”	Qualified institutional buyers, as defined in Rule 144A under the Securities Act.
“VAT”	Value added tax.
“VCFs”	Venture capital funds as defined in, and registered with SEBI under, the VCF Regulations.
“VCF Regulations”	The erstwhile Securities and Exchange Board of India (Venture Capital Fund) Regulations, 1996.

Industry related terms

Term	Description
“AMCs”	Asset management companies.
“BOLT”	BSE on-line trading.
“BOLT+”	Fully automated online trading platform through which all trades on the equity cash, equity derivatives and currency segments of BSE are executed.
“BRICS Exchange Alliance”	Alliance with exchanges in each of the “BRICS” nations (India, Brazil, Russia, China and South Africa).
“BSE Hi-Tech”	BSE platform for the listing and trading in shares of young, fast growing companies.
“BSE SME”	BSE platform for the listing and trading in shares of small and medium enterprises.
“BSE StAR”	BSE StAR MF.
“CARE”	Credit Analysis & Research Limited
“CARE Research”	A division of CARE Limited
“CARE Research Report”	Industry Report for Stock Exchanges, December 2016, prepared by CARE Research.
“CCIL”	Clearing Corporation of India Limited.
“CCPs”	Central counterparty clearing houses.
“CLASS”	Clearing and Settlement System.
“Clearstream”	Clearstream Banking S.A.
“CMIE”	Centre for Monitoring Indian Economy
“DGCX”	Dubai Gold and Commodities Exchange.
“ETF”	Exchange Traded Fund.
“Equity Cash”	Equity cash segment which includes (i) trading of shares in companies and ETFs and units in closed-ended mutual fund schemes listed on our main board, as well as shares in SMEs listed on our SME platform, (ii) trading of fixed income securities such as corporate bonds, sovereign gold bonds and government securities, (iii) securities lending and borrowing services, which allow market participants to lend and borrowing securities for use in trading and (iv) platforms to facilitate offers to buy securities by listed companies and offers for sale of securities by substantial shareholders of listed companies.
“Eurex”	Eurex Frankfurt AG.
“GIFT City”	Gujarat International Finance Tech City – International Financial Service Centre.
“Gift City Project”	Gift City Project shall mean the international exchange and the international clearing corporation at GIFT City.
“GLH”	Global Liquidity Hub
“iBBS”	Internet-based Book Building System.
“IBJA”	India Bullion and Jewellers Association
“IFC”	International Finance Corporation.
“IFSC units”	International Financial Services Centre units.
“IICA”	Indian Institute of Corporate Affairs.
“IITK”	Indian Institute of Technology, Kanpur.
“IRF”	Interest Rate Future.
“ISIN”	International Securities Identification Number.
“ITP”	Institutional Trading Platform.
“KRX”	Korea Exchange.
“LEIPS”	Liquidity Enhancement Incentive Programmes.
“MCX”	Multi Commodity Exchange of India Limited.
“MOU”	Memorandum of understanding.
“MSEI”	Metropolitan Stock Exchange of India Limited.
“NCDEX”	National Commodity and Derivatives Exchange of India.

Term	Description
“NDS-OM”	Negotiated Dealing System-Order Management.
“NDS-RST”	New Debt Segment – Reporting, Settlement and Trading.
“NSDC”	National Skill Development Corporation.
“NSDL”	National Securities Depository Ltd.
“OFS”	Offer for Sale.
“OTB”	Offer to Buy.
“OTC”	Over-the-counter.
“RTRMS”	Real-time risk management system.
“SEM”	Stock Exchange of Mauritius
“SMEs”	Small and medium enterprises.
“SPAN”	Standard Portfolio Analysis of Risk.
“SPDJI”	S&P Dow Jones Indices LLC, USA.
“SWIFT”	Society for Worldwide Interbank Financial Telecommunication.
“TC-CCP”	Third country central counterparty
“Turnover”	Total turnover is equal to one half of the sum of (i) foreign portfolio investor turnover, (ii) domestic institutional investor turnover and (iii) other turnover. This is because total turnover is “one-sided”, insofar as it counts each trade, consisting of one sale and a corresponding purchase of a security, only one time when calculating turnover. By contrast, foreign portfolio investor turnover, domestic institutional investor turnover and other turnover are all “two-sided”, meaning that each trade is counted in turnover for the buyer as well as for the seller, and hence each trade gets counted twice.
“WFE”	World Federation of Exchanges.
“WBG”	World Bank Group
“XSIP”	Exchange SIP.

Unless the content otherwise requires, the words and expressions used but not defined in this Prospectus will have the same meaning as assigned to such terms under the Companies Act, the SEBI Act, the SCRA, SECC Regulations, the Depositories Act and the rules and regulations made thereunder.

Notwithstanding the foregoing, terms specifically defined in this Prospectus, shall have the meanings given to such terms in the sections where specifically defined.

CERTAIN CONVENTIONS, PRESENTATIONS OF FINANCIAL, INDUSTRY AND MARKET DATA

All references to “India” contained in this Prospectus are to the Republic of India, all references to the “U.S.”, “USA” or “United States” are to the United States of America, all references to “Brazil” are to the Federative Republic of Brazil, all references to “Russia” are to the Russian Federation or Russia, all references to “China” are to the People’s Republic of China, all references to “South Africa” are to the Republic of South Africa and all references to “Hong Kong” are to the Hong Kong Special Administrative Region of the People’s Republic of China.

Unless stated otherwise, all references to page numbers in this Prospectus are to the page numbers of this Prospectus.

Financial Data

Unless stated otherwise or unless the context requires otherwise, the financial data in this Prospectus is derived from our Restated Financial Information. The Restated Financial Information has been prepared in accordance with the Companies Act, 2013, Companies Act, 1956 and Indian GAAP, and restated in accordance with the ICDR Regulations. The Ind-AS Financial Statements have been prepared in accordance with Indian Accounting Standards (“Ind AS”) notified under the Companies (Indian Accounting Standards) Rules, 2015 and Companies (Indian Accounting Standards) Amendment Rules, 2016.

The Exchange’s Financial Year commences on April 1 and ends on March 31 of the following year and accordingly, all references to a particular financial year, unless stated otherwise, are to the 12 month period ended on March 31 of that year.

Certain figures contained in this Prospectus, including financial information, have been subject to rounding adjustments. All figures in decimals, including percentage figures, have been rounded off to one decimal point. In certain instances, on account of such adjustments, (i) the sum or percentage change of such numbers may not conform exactly to the total figure given; and (ii) the sum of the numbers in a column or row in certain tables may not conform exactly to the total figure given for that column or row.

There are significant differences between Indian GAAP, IFRS and U.S. GAAP. The Exchange does not provide a reconciliation of its financial statements to IFRS or U.S. GAAP financial statements. We have not attempted to explain those differences or quantify their impact on the financial data included herein, and we urge you to consult your own advisors regarding such differences and their impact on our financial data. Accordingly, the degree to which the Restated Financial Information included in this Prospectus will provide meaningful information is entirely dependent on the reader’s level of familiarity with Indian accounting practices. Any reliance by persons not familiar with Indian accounting practices on the financial disclosures presented in this Prospectus should accordingly be limited. For details in connection with risks involving differences between Indian GAAP and IFRS, please see risk factor 33, *“Risk Factors – Significant differences exist between Indian GAAP and other accounting principles, such as US GAAP and IFRS, which may be material to investors’ assessments of our financial condition”* on page 35 of this Prospectus.

Any percentage amounts, as set forth in *“Risk Factors”*, *“Our Business”* and *“Management’s Discussion and Analysis of Financial Condition and Results of Operations”* on pages 19, 133 and 502 of this Prospectus, respectively, and elsewhere in this Prospectus, unless otherwise indicated, have been calculated on the basis of our Restated Financial Information.

Currency and units of presentation

All references to:

- “Rupees” or “Rs.” or “₹” are to Indian Rupees, the official currency of the Republic of India.
- “US Dollars” or “US\$” or “USD” are to United States Dollars, the official currency of the United States of America.

In this Prospectus, the Exchange has presented certain numerical information in “million” and “billion” units. One million represents 1,000,000 and one billion represents 1,000,000,000.

Industry and Market Data

Unless stated otherwise, industry and market data used throughout this Prospectus have been obtained or derived from publicly available information as well as industry publications and sources.

Industry publications generally state that the information contained in those publications has been obtained from sources believed to be reliable but their accuracy and completeness are not guaranteed and their reliability cannot be assured. Accordingly, no investment decision should be made on the basis of such information. Although we believe that the industry data used in this Prospectus is reliable, it has not been independently verified by the Exchange, the Selling Shareholders, the Managers or any of their affiliates or advisors. The data used in these sources may have been reclassified by us for the purposes of presentation. Data from these sources may also not be comparable.

We specifically commissioned CARE Research, a division of CARE to prepare an industry report on the Indian stock exchange sector for reference in this Prospectus. Information has been included in this Prospectus from the report titled “*Industry Report for Stock Exchanges, December 2016*” prepared by CARE Research, and the CARE Research Report includes the following disclaimer:

“This report is prepared by CARE Research, a division of Credit Analysis & Research Limited [CARE]. CARE Research has taken utmost care to ensure accuracy and objectivity while developing this report based on information available in public domain. However, neither the accuracy nor completeness of information contained in this report is guaranteed. CARE Research operates independently of ratings division and this report does not contain any confidential information obtained by ratings division, which they may have obtained in the regular course of operations. The opinion expressed in this report cannot be compared to the rating assigned to the company within this industry by the ratings division. The opinion expressed is also not a recommendation to buy, sell or hold an instrument.”

CARE Research is not responsible for any errors or omissions in analysis/inferences/views or for results obtained from the use of information contained in this report and especially states that CARE (including all divisions) has no financial liability whatsoever to the user of this product. This report is for the information of the intended recipients only and no part of this report may be published or reproduced in any form or manner without prior written permission of CARE Research.”

Further, the extent to which the industry and market data presented in this Prospectus is meaningful depends on the reader’s familiarity with and understanding of the methodologies used in compiling such data. There are no standard data gathering methodologies in the industry in which we conduct our business, and methodologies and assumptions may vary widely among different industry sources.

Such data involves risks, uncertainties and numerous assumptions and is subject to change based on various factors, including those disclosed in “*Risk Factors*” on page 19 of this Prospectus. Accordingly, investment decisions should not be based solely on such information.

In accordance with the ICDR Regulations, “*Basis for Offer Price*” on page 100 includes information relating to our peer group companies. Such information has been derived from publicly available sources, and neither we, nor the Managers have independently verified such information.

Exchange rates

This Prospectus contains conversions of US\$ currency amounts into Indian Rupees that have been presented solely to comply with the requirements of the ICDR Regulations. These conversions should not be construed as a representation that such currency amounts could have been, or can be converted into Indian Rupees, at any particular rate, or at all.

The exchange rates between the Rupee and the respective foreign currencies are provided below:

(in ₹)

Currency	As on December 31, 2016 ^{^^}	As on September 30, 2016	As on March 31, 2016	As on March 31, 2015	As on March 31, 2014	As on March 31, 2013	As on March 31, 2012
USD	68	66.6	66.3	62.6	60.1	54.4	51.2

Source: www.rbi.org.in

In case March 31 of any of the respective years is a public holiday, the previous calendar day not being a public holiday has been considered.

^{^^} December 31 was a trading holiday; hence, the exchange rates for the last working day of December, 2016 i.e. December 30, 2016 has been used.

Fiscal year ended 31 March	₹/U.S. dollar			
	Average	High	Low	Period-end
2012**	47.9	54.2	43.9	51.2
2013*	54.5	57.2	50.6	54.4
2014 [^]	60.5	68.4	53.7	60.1
2015	61.1	63.7	58.4	62.6
2016	65.5	68.8	62.2	66.3
Month ended	Average	High	Low	Period-end
July 31, 2016 ^{##}	67.2	67.5	66.9	67
August 31, 2016	66.9	67.2	66.7	67
September 30, 2016	66.7	67.0	66.3	66.6
October 31, 2016 [@]	66.7	66.8	66.5	66.8
November 30, 2016	67.6	68.7	66.4	68.5
December 31, 2016 ^{^^}	67.9	68.4	67.4	68

Source: www.rbi.org.in

Notes:

[^] March 29, 2014 was a holiday and March 30, 2014 and March 31, 2014 were trading holidays; hence, the exchange rates for the last working day of March, 2014 i.e. March 28, 2014 has been used.

^{*} March 29, 2013 was a holiday and March 30, 2013 and March 31, 2013 were trading holidays; hence, the exchange rates for the last working day of March, 2013 i.e. March 28, 2013 has been used.

^{**} March 31, 2012 was a trading holiday; hence, the exchange rates for the last working day of March, 2012 i.e. March 30, 2012 has been used.

^{##} July 30, 2016 and July 31, 2016 were trading holidays; hence, the exchange rates for the last working day of July, 2016 i.e. July 29, 2016 has been used.

^{@@} October 30 was a holiday and October 29 and 31 were trading holidays; hence, exchange rates for the last working day of October, 2016 i.e. October 28, 2016 has been used.

^{^^} December 31 was a trading holiday; hence, the exchange rates for the last working day of December, 2016 i.e. December 30, 2016 has been used.

FORWARD-LOOKING STATEMENTS

This Prospectus contains certain “forward-looking statements.” These forward-looking statements include statements with respect to our business strategy, objectives, plans, prospects and goals. Bidders can generally identify forward-looking statements by words or phrases such as “aim”, “anticipate”, “believe”, “expect”, “estimate”, “intend”, “objective”, “plan”, “shall”, “will”, “will continue”, “will pursue” or other words or phrases of similar import. All forward-looking statements (whether made by us or any third party) are predictions and are subject to risks, uncertainties and assumptions about us that could cause actual results to differ materially from those contemplated by the relevant forward-looking statement.

Forward looking statements reflect our current views with respect to future events as of the date of this Prospectus and are not a guarantee of future performance. These statements are based on our management’s beliefs and assumptions, which in turn are based on currently available information. Although we believe the assumptions upon which these forward-looking statements are based, are reasonable, any of these assumptions could prove to be inaccurate, and the forward-looking statements based on these assumptions could be incorrect.

Further, the actual results may differ materially from those suggested by the forward-looking statements due to risks or uncertainties associated with our expectations with respect to, but not limited to, regulatory changes pertaining to our business and our ability to respond to them, our ability to successfully implement our strategy, our growth and expansion, technological changes, our exposure to market risks, general economic and political conditions in India, which have an impact on our business activities or investments, the monetary and fiscal policies of India, inflation, deflation, unanticipated turbulence in interest rates, foreign exchange rates, equity prices or other rates or prices, the performance of the financial markets in India and globally, changes in domestic laws, regulations and taxes, changes in competition in our industry and incidence of any natural calamities and / or acts of violence. Important factors that could cause actual results to differ materially from our expectations include, but are not limited to, the following:

1. Broad market trends and other factors beyond our control significantly reducing demand for our services and harming our business, financial condition and results of operations;
2. Failure in implementing our current and future strategic plans;
3. Contingencies and uncertainties related to our operations in the international exchange and international clearing corporation in GIFT City;
4. Significant and rapid technological change;
5. Damage to our reputation;
6. Any current and future strategic investment, alliance, joint venture or other business combination;
7. Our existing products losing market appeal and we not being able to expand into new product lines or attracting new types of investors;
8. Our risk management methods and insurance policies not be effective or adequate;
9. Fluctuations in trading activities;
10. Changes in interest rates;
11. Changes in government policies;
12. Security risks and cyber-attacks; and
13. Insufficient systems capacity and system failures.

For further discussion on factors that could cause our actual results to differ from expectations, please see “*Risk Factors*”, “*Our Business*” and “*Management’s Discussion and Analysis of Financial Condition and Results of Operations*” on pages 19, 133 and 502 of this Prospectus, respectively. By their nature, certain market risk related disclosures are only estimates and could be materially different from what actually occurs in the future. As a result, actual gains or losses could materially differ from those that have been estimated.

We cannot assure Bidders that the expectations reflected in these forward-looking statements will prove to be correct. Given these uncertainties, Bidders are cautioned not to place undue reliance on such forward-looking statements and not to regard such statements as a guarantee of future performance.

The Exchange, the Selling Shareholders, the Directors, the Syndicate and their respective affiliates or associates do not have any obligation to, and do not intend to, update or otherwise revise any statements reflecting circumstances

arising after the date hereof or to reflect the occurrence of underlying events, even if the underlying assumptions do not come to fruition. In accordance with the SEBI requirements, the Exchange will ensure that Bidders in India are informed of material developments from the date of this Prospectus until such time as the grant of listing and trading permissions by the NSE. The Selling Shareholders will ensure that the Exchange and Managers are informed of material developments in relation to the Equity Shares offered by each of them in the Offer in addition to the statements and undertakings confirmed by each of them until such time as the grant of listing and trading permissions by the NSE.

RISK FACTORS

An investment in the Equity Shares involves a high degree of risk. You should carefully consider all the information in this Prospectus, including the risks and uncertainties described below, before making an investment in the Equity Shares. If any one or some combination of the following risks were to occur, our business, results of operations, financial condition, cash flows and prospects could suffer, and the price of the Equity Shares could decline and you may lose all or part of your investment. Unless specified in the relevant risk factor below, we are not in a position to quantify the financial implication of any of the risks mentioned below. In making an investment decision, prospective investors should rely on their own examination of us and the terms of this Offer, including the merits and risks involved. Unless stated otherwise, the financial information used in this section has been derived from our restated consolidated financial statements.

Any potential investor in, and purchaser of, the Equity Shares should pay particular attention to the fact that we are governed in India by a legal and regulatory environment which in some material respects may be different from that which prevails in the United States and other countries. In addition, the risks set out in this Prospectus are not exhaustive and additional risks and uncertainties not presently known to us, or which we currently deem to be immaterial, may arise or may become material in the future. This section should be read together with "Industry", "Our Business", "Selected Statistical Information" and "Management's Discussion and Analysis of Financial Condition and Results of Operations" as well as the Restated Consolidated Financial Statements and other financial information included elsewhere in this Prospectus. This Prospectus also contains forward-looking statements that involve risks and uncertainties. Our actual results could differ materially from such forward-looking statements as a result of certain factors including the considerations described below and elsewhere in this Prospectus. For more information, please see "Forward-Looking Statements" on page 17 of this Prospectus.

Risks Relating to Our Business

1. Broad market trends and other factors beyond our control could significantly reduce demand for our services and harm our business, financial condition and results of operations.

Our business, financial condition and results of operations are highly dependent upon the levels of activity on the exchange, and in particular upon the volume of financial assets traded, the number of listed securities, the number of new listings and subsequent issuances, liquidity and similar factors, as a significant portion of our revenue depends, either directly or indirectly, on trading, listing, clearing and settlement transaction-based fees. Our financial condition and results of operations are also dependent upon the success of our clearing, settlement and other issuer services, which, in turn, are directly dependent on the liquidity and financial strength of our customers, namely financial intermediaries such as brokers, and their respective clients. We also depend upon the relative attractiveness of the financial assets traded on the exchange, and the relative attractiveness of the exchange as a market on which to trade these financial assets. All of these variables are primarily influenced by economic, political and market conditions in India as well as, to a lesser degree, the rest of Asia, the United States, Europe and elsewhere in the world that are beyond our control. According to the World Bank, global market and economic conditions have been weak and volatile in recent years and while volatile markets may generate increased transaction volumes, prolonged weak economic conditions may materially adversely affect listing, trading, clearing and settlement volumes as well as the demand for market data. For example, a decline in share prices and number of shares traded may cause us to experience settlement shortages or settlement defaults by a member. If returns on investments in Indian companies are generally lower than returns on investments in companies based in other countries, we may be unsuccessful in attracting foreign and local investors to our markets.

Other factors that may materially adversely affect our business, financial condition and results of operations and are beyond our control include:

- broad trends in business and finance, including industry-specific circumstances, capital market trends and the mergers and acquisitions environment;
- social and civil unrest, terrorism and war;
- concerns over inflation and the level of institutional or retail confidence;
- changes in government monetary policy including demonetisation of certain existing currency notes and foreign currency exchange rates;

- the availability of short-term and long-term funding and capital;
- the availability of alternative investment opportunities;
- changes and volatility in the prices of securities;
- changes in tax policy (including transaction tax) and tax treaties between India and other countries;
- the level and volatility of interest rates;
- legislative and regulatory changes, including the potential for regulatory arbitrage among regulated and unregulated markets if significant policy differences emerge among markets;
- the perceived attractiveness, or lack of attractiveness, of Indian capital markets; and
- unforeseen market closures or other disruptions in trading.

If levels of activity on the exchange are materially adversely affected by any of the factors described above or other factors beyond its control, our business, financial condition and results of operations could also be materially adversely affected.

2. *There can be no assurance that we will be successful in implementing our current and future strategic plans.*

We have undertaken several initiatives in the past and continue to do so with a view to enhancing retail and institutional investment participation, increase the amount of trading in derivative products and focusing on advancing and updating our technological infrastructure. We have also entered into strategic alliances with other global exchanges such as the BRICS Exchanges and the Dubai Gold and Commodities Exchange to encourage greater trading on the exchange. See "*Our Business — Our Strategies*" on page 136 of this Prospectus. Factors that may have an effect on our business strategy include, among others:

- the general condition of the Indian, Asian and global economies;
- levels of trading on exchanges with whom we have strategic alliances, including in Brazil, Russia, Europe, China, Dubai, South Korea and South Africa;
- our ability to successfully introduce new services and products; and
- regulatory restrictions.

Many of these factors are beyond our control. As a result, there can be no assurance that we will be successful in implementing our current and future strategic plans, including our GIFT City Project, and any failure to do so may have a material adverse effect on our prospects and future financial condition and results of operations.

3. *Our operations in the international exchange and international clearing corporation in GIFT City are subject to contingencies and uncertainties.*

In January 2017, we began operating an international exchange and an international clearing corporation in GIFT City, a multi-services Special Economic Zone that is currently being developed as India's first international financial services centre. Our Board of Directors approved a macro business plan regarding the GIFT City Project in May 2016. In September 2016, we incorporated BSE International Exchange (IFSC) Limited, now India International Exchange (IFSC) Limited ("**IIEL**"), for the international exchange and BSE International Clearing Corporation (IFSC) Limited, now India International Clearing Corporation (IFSC) Limited ("**IIICCL**"), for the international clearing corporation. We have received approvals from the Joint Development Commissioner of the Kandla Special Economic Zone each dated September 30, 2016 to set up the international exchange and the international clearing corporation in GIFT City, subject to compliance with conditions specified in such approvals. Further, we have received letters from SEBI each dated December 30, 2016, granting recognition to the international exchange and the international clearing corporation under the SCRA, SECC Regulations and IFSC Guidelines for a period of one year commencing on December 29, 2016, subject to compliance with conditions specified in such approvals. We submitted an application to SEBI dated December 16, 2016 for certain products to be traded on the international exchange and in January 2017 received approval from SEBI for single stock futures and stock index futures to trade on the international exchange. Subject to the receipt of the necessary further approvals, we intend for the international exchange to also offer a product portfolio spanning across (i) equity and index derivatives (including stock and index futures, which have already commenced trading), (ii) currency derivatives and (iii) commodity

derivatives, but not including agricultural commodities. However, there are contingencies and uncertainties that may impact our operating of the international exchange and the international clearing corporation as set forth below.

In particular, while the international exchange and the international clearing corporation have been granted recognition and approvals for certain products, there can be no assurance that we will be able to commence trading in any other products in a timely manner or at all or that we will be able to secure further recognition upon expiry of the present approvals. Additionally, the recognition granted by SEBI is subject to certain conditions including, amongst other things, the conduct of a comprehensive systems audit, a minimum number of trading members and the setting up of a disaster recovery site. Failure to comply with these conditions may lead to a loss in recognition and closure of operations.

In addition, we may seek to partner with third parties, such as other global exchanges to jointly operate the international exchange and/or the international clearing corporation. However, we cannot assure you that we will be able to find a suitable partner to jointly operate the international exchange and/or the international clearing corporation in the near future or at all. Failure to establish such partnership, whether in the near term or at all, may result in us having to bear the full cost of operating the project ourselves for the period in which we are unable to find a partner or for the entirety of the project, which may materially and adversely affect the future financial condition and results of operations for the GIFT City Project. Further, there can be no assurance about the business opportunities or whether we will be able to capture those business opportunities in a manner that will offset our expenses in establishing and operating the project. Additionally, the proposed interconnectivity with other markets is uncertain.

Furthermore, even though we have opened the international exchange and international clearing corporation, until such time as we have partnered with a third party depository, the only products that will be able to be traded on the exchange will be products that do not require depository services. There can be no guarantee that we will be able to partner with another depository, in which case the product offering on the GIFT City Project may be limited.

4. We operate in a business environment that continues to experience significant and rapid technological change.

Technology is a key component of our operations and business strategy, and we regard it as an important component of our success. However, we operate in a business environment that has undergone, and continues to experience, significant and rapid technological change. In recent years, electronic and high-speed trading has grown significantly. To remain competitive, we must continue to enhance and improve the responsiveness, functionality, capacity, accessibility and features of our trading and clearing platforms, software, systems and technologies. Our success will depend, in part, on our ability to:

- develop and license leading technologies;
- enhance existing trading and clearing platforms and services;
- anticipate the demand for new services and respond to customer demands, technological advances and emerging industry standards and practices on a cost-effective and timely basis;
- continue to attract and retain a workforce highly skilled in technology and to develop and maintain existing technology; and
- respond and adapt to competition from and opportunities of emerging technologies such as Fintech innovation.

"**Fintech**" refers to the emerging technology used to support and enable banking and financial services, covering not only the back and middle offices but front offices as well. Developments in Fintech have the potential to disrupt the financial industry and change the way stock exchanges do business. In particular, we face significant risks and competition that Fintech innovation will replace back-end functions that we currently offer to our customers, in the medium term particularly in our clearing and settlement functions, through distributed ledger technology, blockchain software which transfers financial assets using cryptographically-secured networks instead of third parties like clearing corporations and other technology related to the use of the blockchain technologies in connection with a system for the public trading of securities. In this respect, we face competition not only from companies using Fintech technology but also from other financial market participants such as electronic communications networks

and other alternative trading systems, multilateral trading facilities, market makers, banks and brokers using such technologies.

Furthermore, the adoption and implementation of new technologies or market practices and the addition of new products or services to our trading platforms may require us to devote significant additional resources to improve and adapt our services. Keeping pace with the ever-changing requirements can be expensive, and we can give no assurance that we will succeed in making improvements to our technology infrastructure in a timely manner or at all. Even after incurring these costs, we ultimately may not realise any, or may realise only small amounts of, revenues for these new products or services. If revenue does not increase in a timely fashion as a result of these expansion initiatives, the up-front costs associated with expansion may exceed revenue and prevent us from making any return on such investments. In addition, we may be unable to develop or implement new technologies in a timely manner or at all due to regulations that are not yet in place, which may materially and adversely affect our operations and our business.

5. *We operate in a highly regulated industry and may be subject to censures, fines and other legal proceedings if we fail to comply with our legal and regulatory obligations, including our oversight obligations regarding listed companies.*

We operate in a highly regulated industry and are subject to extensive regulation. SEBI regulates us and has broad powers to withhold approvals or consents with respect to proposals made by us (whether with respect to rule amendments, product range or infrastructure or market development initiatives), to issue suspension orders and to require us to produce records and supply information. Where SEBI is satisfied that it is appropriate to do so in the interest of the investing public or in the public's interest, for the protection of investors or for the proper regulation of us, ICCL, CDSL or any other SEBI-regulated entities, SEBI may suspend any of the functions of any of the aforementioned entities. In the event that SEBI exercises such powers, this would have a material adverse effect on our business, reputation, financial condition and results of operations.

Additionally, we exercise by way of our regulations, rules and bye-laws certain regulatory functions, including monitoring of compliance of certain securities laws by entities listed on our platform. Any increase in the levels of monitoring that we are required to perform, including on account of regulatory changes, may impose or result in increased or excessive regulatory burdens on and compliance costs for us. Further, failure to adequately monitor compliance with applicable securities laws for entities listed on our platform may subject us to penalties, fines, suspension of our licence or third-party lawsuits. For example, we have received complaints alleging that we have failed to investigate instances of insider trading involving companies listed on our exchange and that our surveillance and monitoring systems are inadequate to prevent money laundering activities on our exchange. Such complaints may give rise to litigation or regulatory action, may cause reputational damage or otherwise may materially and adversely affect our business. Investors may lose faith in us as an exchange, stop trading on our exchange and/or conduct transactions on other exchanges instead of on ours. For details on how reputational damage can materially and adversely affect the Exchange, please see risk factor 7, "*—Damage to our reputation could materially adversely affect our business*" on page 23 of this Prospectus.

In addition, in the past there have also been lawsuits brought against exchanges in India, including us, alleging that the exchanges have not adequately monitored listed companies, in particular companies that have been suspended from trading for a long period of time. In December 2015, SEBI provided us with certain clarifications on the SEBI (Delisting of Equity Shares) Regulations, 2009 regarding compulsory delisting that would facilitate the delisting of companies listed on Indian exchanges that have been suspended from trading for a number of years, including approximately 1,200 companies listed on either the NSE, the BSE or both. It is possible that any steps we take to force such companies to delist may result in litigation against us by such companies, or that should we not take steps to delist such companies we may be faced with litigation alleging that we have not fulfilled our oversight responsibilities.

We may be exposed to a higher risk of reputational damage or financial loss due to the higher exposure to regulatory requirements and sanctions, penalties or fines resulting from failure to comply with any new, newly applied or existing laws or regulations. We may also expect increased operational costs or sustain losses or financial consequences if any recognition by overseas regulators is required or if our contracts must be renegotiated or if contract terms must be altered as a result of new or newly applied laws, regulations or court decisions whether due

to the extraterritorial effect of overseas regulations or otherwise. Our ability to comply with applicable laws and rules will largely depend on our ability to establish and maintain appropriate systems and procedures as well as our ability to attract and retain qualified personnel and professionals.

In the case of actual or alleged non-compliance with regulatory requirements, we could be subject to investigations and administrative or judicial proceedings that may result in substantial penalties. Any such investigation or proceeding, whether successful or unsuccessful, could result in substantial costs and diversions of resources, which could negatively affect our reputation and have a material adverse effect on our business and cash flows, financial condition and results of operations.

6. *Trading on our equity derivatives segment is less than that on the NSE and there is no guarantee that we can successfully compete in the equity derivatives segment against the NSE.*

In September 2011, we launched a series of liquidity enhancement incentive programs (the "**LEIPS**") in an attempt to enhance liquidity in our equity futures and options segment and to compete with the NSE share in the derivatives segment. Under the LEIPS, we lowered our transaction fees and offered volume-based and open-interest-based cash incentives to our members. Our expenses for the LEIPS in FY 2012, FY 2013, FY 2014, FY 2015 and FY 2016 was ₹ 604.9 million, ₹ 955.4 million, ₹ 612.9 million, ₹ 342.5 million and ₹ 172.4 million, respectively. Although equity futures and options turnover on the exchange increased under the LEIPS, we began reducing the incentives during FY 2013 and removed them entirely as of April 1, 2016. As a result of discontinuing the LEIPS, there was a sharp decline in equity derivatives trading on our exchange from FY 2015 to FY 2016 and for the six months ended September 30, 2016, decreasing by 99.9% from its height of 2,080,160 equity derivative contracts traded per day in FY 2015 to 954 in the six months ended September 30, 2016. We may not be able to maintain or increase trading in our equity derivatives segment and there is no guarantee that we will be able to compete in this segment with the NSE.

7. *Damage to our reputation could materially adversely affect our business.*

We operate in an industry where reputation and customer confidence (including that of issuers, financial intermediaries and investors) are extremely important. One of our competitive strengths is our strong reputation and brand name as one of the most recognizable stock exchanges in India.

Due to the role that we perform in the Indian capital, derivatives and foreign exchange markets, errors in our transaction systems, interruptions in trading, operational errors, inadvertent leakages of confidential information relating to customers, court cases, press speculation or other unfavourable information could damage our brand and reputation. The actions of other entities in the exchange market, including issuers, financial intermediaries and competing trading platforms, acting contrary to accepted standards of conduct or market practice could undermine general confidence in the Indian markets and in our business. Finally, our members and employees may engage in fraud or other misconduct, and although we take precautions to prevent and detect this activity, such precautions may not be effective in all cases, which could result in sanctions or serious harm to our reputation.

We cannot guarantee that these issues will not occur, thereby resulting in market disruption, regulatory investigations and reputational damage. Damage to our reputation may cause some issuers not to list their securities on the exchange as well as steer investors to what they deem to be more reliable exchanges thereby reducing the trading volume on the exchange. As a result, such reputational damage or any litigation or investigations may affect our business, financial condition and results of operations.

8. *Our duties as a stock exchange may conflict with our Shareholders' interests.*

In discharging our obligations to ensure an orderly and fair market and/or to ensure that risks are managed prudently, we are required to act in the interests of the public, having particular regard to the interests of the investing public, and to ensure that where such interests conflict with any other interests, the former will prevail. There is no assurance, therefore, that our results will not be materially adversely affected through placing public interest ahead of our own interests, including the interests of our shareholders.

9. *Any current and future strategic investment, alliance, joint venture or other business combination may materially adversely affect our financial condition and results of operations.*

In order to stay competitive, we may seek to enter into future investments, alliances, joint ventures or other business combinations. For instance, we have in the past made strategic investments in exchanges such as the Calcutta Stock Exchange, in which we acquired a 5% ownership in FY 2007, the United Stock Exchange, which amalgamated with the Exchange in FY 2015 and the National Power Exchange, in which we acquired a 16.66% ownership in FY 2011 to broaden the base of securities in which we are involved, as well as in other areas such as clearing and advisory services. However, there can be no assurance that we will be able to adequately assess and identify suitable opportunities for business diversification or other purposes, obtain the financing necessary to complete and support such investments, alliances or ventures on satisfactory terms, or that any such business combination will prove to be profitable or create value for our shareholders. For example, the Calcutta Stock Exchange discontinued trading on its own platform, C-Star, in April 2013 and the National Power Exchange commenced voluntary winding up in April 2014 and we have made the necessary provisions with respect to the Calcutta Stock Exchange and taken a loss in the National Power Exchange in our financial statements. Furthermore, there can be no assurance that any investment, alliance, joint venture or other business combination offer made by us will be accepted. Additionally, potential strategic investments, alliances and joint ventures may result in our exposure to unanticipated liabilities and we can provide no assurance that we would be able to identify any actual or potential liabilities. Any failure to complete any proposed strategic investment, alliance, joint venture or other business combination in accordance with our expectations, or the failure to identify suitable opportunities, may result in a material adverse effect on our results of operations or financial condition.

10. *Our existing products may lose market appeal and we may be unable to expand into new product lines or attract new types of investors.*

Our revenue is comprised of revenue from operations, which consists of (i) revenue from securities services, (ii) revenue from services to corporates and (iii) revenue from data dissemination fees, income from investment and deposits and other income. Our revenue from operations accounted for 63.2%, 64.8%, 57.8% and 50.4% of our total revenue for six month ended September 30, 2016, FY 2016, FY 2015 and FY 2014, respectively. Current products in the secondary market may become outdated or lose market favour before adequate enhancements or replacements can be developed. If a significant portion of our existing product portfolio becomes outdated or loses market favour and we are unable to offer new products in their place, or if we fail to increase the demand by investors for our products, our business, financial condition, results of operations and prospects could be materially adversely affected. Further, we may not be able to maintain our market share in the newer product segments that we currently offer or maintain our market share for product segments which we currently have a sizeable or large market share. Consequently, our continued success and future growth rely on the development and introduction of new financial products that appeal to the investment community, as well as on the ability to attract new types of investors to our products. However, there can be no assurance that we would be able to obtain approvals required for the introduction of new products or innovations in a timely manner or at all. All product and segment offerings are ultimately determined by SEBI and we are limited in our flexibility to innovate or differentiate vis-a-vis other exchanges. Any delays or failure to obtain such approvals may materially adversely affect our operations and our business. Further, there is no guarantee that the product segments we offer will be commercially successful, which may result in a material adverse effect on our results of operations or financial condition.

11. *Our business may be materially adversely affected by risks associated with clearing activities.*

We are subject to credit risk, liquidity risk, settlement risk and collateral risk in our clearing and settlement business. Our wholly-owned clearing subsidiary, ICCL, acting as a central counterparty, is responsible for our clearing activities for contracts entered into by ICCL's clearing participants. Further, ICCL will act as a counterparty for the operations of IIEL. As a result, ICCL and IIEL will assume the central counterparty risk for each trade cleared and incur credit exposure to clearing participants. Clearing participants may encounter economic difficulties for a variety of reasons, which could result in default on settlement obligations. Besides settlement risk, we are also subject to liquidity risk when either a clearing member defaults or is delayed in fulfilling its obligations or when a clearing bank defaults or delays in facilitating the pay-out of funds. We are also subject to collateral risk, where we are either unable to access the collateral deposited in a timely manner or face extreme market conditions that result in a reduction in the liquidation value of the collateral compared to the obligation which the collateral secures. Although

we attempt to minimize our exposure to such counterparty credit risks through rules and risk management measures, these measures may not be sufficient to detect problems and in certain circumstances, clearing participants might suffer difficulties that would impair their capacity to meet their financial performance obligations to ICCL or IIEL. If such impairment were to occur, our measures to offset counterparty default risk and our financial resources, including the Core Settlement Guarantee Fund, might not prove sufficient to protect us from any counterparty defaults or from the material adverse effects of such defaults. Our results of operations could therefore be further materially adversely affected by losses sustained as a result of participant defaults on settlement obligations. Our business operations are also affected by timely and efficient transfer of securities to and from the depositories, NSDL and CDSL. Any delay or failure on the part of any of the depositories in the pay-in or pay-out of securities may materially and adversely affect ICCL's or IIEL business operations.

12. *Our electronic trading platform, networks and those of our third-party service providers may be vulnerable to security risks and cyber-attacks.*

Our electronic trading platforms involve the storage and transmission of our customers' proprietary information. A failure of the platform, including a security breach or a cyber-attack, could result in the loss or misappropriation of customer data and, as a consequence, our activities could be disrupted and we could face litigation and be required to compensate a portion of damages sustained by our customers. The secure transmission of confidential information over public and other networks is also a crucial and element of our operations. Our networks, namely our BSE Network, trading network and internet network and those of our third-party service providers may be vulnerable to unauthorized access, cyber-attacks, computer viruses and other security problems. Persons who circumvent security measures could wrongfully access and use our information or our customers' information, or cause interruptions or malfunctions in our operations. Such breaches or any actual, threatened or perceived attacks in the future could compromise our confidential data, such as clients' trading data and positions, which could lead to lawsuits against us and could result in government agencies commencing investigations of our operations, which could result in negative publicity, harm to our reputation, and subject us to government fines and regulatory sanctions. The market perception of the effectiveness of our security measures could be harmed and could cause members, customers and investors to either reduce or stop their use of our electronic trading platforms, leading to loss of trading share, loss of trading volume and loss of revenues, any of which could materially adversely affect our business, financial condition and results of operations. We may also be required to expend significant resources to protect against the threat of security breaches or to alleviate problems, including reputational harm, caused by any cyber-attacks or security breaches.

13. *Certain of our critical trading infrastructure and software agreements are licensed from third parties.*

Our main trading engine has been obtained by us pursuant to a software licensing arrangement entered into with Eurex Frankfurt AG ("**Eurex**"). Eurex has sublicensed the trading architecture to us on the basis of its license agreement with the license owner Finnovation S.A. The software license agreement is valid for a period of 10 years from May 24, 2013 with a renewal option for a period of seven years and a further right to obtain a perpetual license at the end of such period. The agreement is subject to termination by Eurex in the event of default in compliance by us with our obligations under the agreement. This trading engine forms the core of our trading network and should it fail or become unavailable to us, our operations would be subjected to severe disruptions. In the absence of a renewal of this license on favourable terms or at all, we may incur significant cost in procuring or developing and implementing a new trading engine. Further, technology obsolescence may lead to this trading engine becoming redundant within a time period far shorter than anticipated by us. Accordingly, we may be required to invest additional amounts and incur significant costs in upgrading or purchase of newer technologies.

Any failure of our trading architecture may have a material adverse impact on our business, cash flows, results of operations, reputation, profitability and prospects.

14. *Insufficient systems capacity and systems failures could materially adversely affect our business and reliance on third party service providers.*

Our business depends on the performance, reliability and upgrades of complex computer and communications systems as well as third party systems and links and third party service providers including settlement banks, certain data suppliers, server hardware suppliers, software providers, telecommunications equipment suppliers and

telecommunications providers. Heavy use of our platforms and order routing systems during peak trading times or at times of unusual market volatility could cause our systems to operate slowly or even to fail for periods of time. Our or any third party service provider's failure to maintain systems or to ensure sufficient capacity may also affect its operations or result in disruptions of its regulatory and reporting functions, leading to claims, reputational damage and sanctions by regulators. In particular, the timing of calculations of real-time indices as reference prices for certain derivatives is critical. As a result of any errors in, delays or unavailability of information provided by a third party, we may face liabilities from customers who rely on these indices as a reference point for their specific products.

We have experienced systems failures in the past. For example, in April 2014, market participants faced difficulties in executing trades on our markets due to login connectivity issues for about half an hour as we moved to our new trading platform, BOLT+. Two days later, prices on the exchange stopped updating and we halted trade executions for about 15 minutes. In June 2014, we faced issues with calculation and updating of real-time data feeds for almost one hour. In July 2014, our systems were shut down for over three hours in the middle of the trading day due to errors by a service provider. It is possible that we will experience systems failures in the future even with our backup and risk management systems in place. Systems failures could be caused by, among other things, cyber-attacks, periods of insufficient capacity or network bandwidth, power or telecommunications disruptions or failures, acts of God or war, terrorism, human error, natural disasters, fire, sabotage, hardware or software malfunctions or defects, computer viruses, intentional acts of vandalism and similar events over which we have little or no control.

We also rely on third parties for systems support. Any interruption in these third-party services or deterioration in the performance of these services, regardless of the cause, could also be disruptive to our business and affect trading activity. While we have backup systems in place for certain aspects of our operations, our systems and infrastructures are not fully redundant, disaster recovery planning is not sufficient for all eventualities and our property and business interruption insurance coverage may not be adequate to compensate us fully for any losses that we may suffer.

If we, or third parties upon which we rely, cannot expand system capacity to handle increased demand, or if any of its systems otherwise fail to perform and we, or any third party upon which we rely, experience interruptions, malfunctions, disruptions in service, slower response times or delays in introducing new products and services, then we could incur reputational damage, regulatory sanctions, litigation, loss of trading share, loss of trading volume and loss of revenues, any of which could materially adversely affect our business, financial condition and results of operations.

15. *If market data disseminated by us contains undetected errors, this could have a material adverse effect on our business, financial condition or results of operations.*

Market data distributed by us covers a variety of asset classes traded on the exchange, as well as information covering various third-party indices. The compilation and/or dissemination of such market data or third-party index information could give rise to miscalculations or undetected errors. Market participants who use real time price and orderbook information or other market moving signals to make their buy or sell decisions and recommendations, or require accurate instrument reference data for risk management activities and error-free settlement, may base their decisions on miscalculated or erroneous information. Therefore, we may be exposed to damage claims brought against us based on such miscalculations or undetected errors which could result in harm to our reputation, contractual disputes, negative publicity, delays in or loss of market acceptance of our products or unexpected expenses and diversion of resources to remedy errors. This may have a material adverse effect on our business and cash flows, financial condition and results of operations.

16. *Our industry is highly competitive and we compete globally with a broad range of market participants for listings, clearing, trading and settlement volumes.*

We face significant competition for listings, clearing, trading and settlement of cash equities, ETFs, structured products, futures, options and other derivative products. As a result of increased liberalization and globalization of the world capital markets, industry consolidation and an increasing number of traditional and non-traditional trading venues, we expect such competition to continue. We compete with national market participants in India, primarily the NSE, in a variety of ways, including the cost, quality and speed of trade execution, market liquidity,

functionality, ease of use and performance of trading systems, the range of products and services offered to customers and listed companies, and technological innovation and reputation. Some of these competitors are also among our largest customers.

Increased competition from existing, new and potential competitors, such as the NSE and the Metropolitan Stock Exchange of India ("MSEI") for equity-based products and the Multi Commodity Exchange of India ("MCX") and the National Commodity and Derivatives Exchange of India ("NCDEX") for commodities, could cause us to experience a decline in our global market share of listing, clearing, trading and settlement activity. Such a decline would translate into a decrease in associated transaction fees, clearing and settlement fees, our proportionate share of market data fees, net investment income, custody fees and other related revenue, which would materially adversely affect our financial conditions and results of operations. In addition, increased competition particularly in a highly regulated environment may exert a downward pressure on fees in order for us to remain competitive, which could materially adversely affect our business, financial condition and results of operations. We could lose a substantial percentage of our market share of trading or listings if we are unable to effectively compete on price, or our profit margins could decline if we reduce pricing in response to increased competition.

If we fail to compete successfully, our business, financial condition and results of operations may be materially adversely affected. For more information on the competitive environment in which we operate, see "*Our Business — Competition*" on page 160 of this Prospectus.

17. *Our risk management methods and insurance policies may not be effective or adequate.*

We are exposed to investment and market risk with respect to foreign currency exchange rates and interest rates, as well as credit risk, operational risk, counterparty default risk and liquidity risk. While we have risk management policies and procedures designed to prevent the occurrence of, or mitigate, such risks, these policies and procedures may not be fully effective. Managing legal and regulatory risk requires, among other things, IT systems, policies and procedures and personnel to properly monitor, record and verify a large number of transactions and events. We can provide no assurance that our IT systems, policies and procedures and personnel will always be effective or that we will always be successful in monitoring or evaluating the compliance risks to which we are or may be exposed. Non-compliance could lead to reduced levels of issuer and investor activity on our markets and may have a material adverse effect on our business.

We and our Group Companies maintain insurance coverage against some risks to our business such as natural disasters, theft, burglary and other crimes, damage to property, operations with forged securities and payment documents, and other documents, cyber crimes and computer crimes, as well as certain operational activities. Our insurance coverage includes indemnification of loss suffered due to system failure to the extent of ₹ 1,000 million and any claim on our depository of up to ₹ 1,000 million. However, our insurance may not always be adequate to cover losses we incur and large, uninsured losses or claims may have a material adverse effect on our business, financial condition, results of operations and prospects.

18. *We may not be able to retain and maintain our key personnel that we rely on, which could impair our ability to reach our strategic goals and could have a material adverse effect on our reputation, business, financial condition and results of operations.*

Our success depends to a significant extent upon the continued employment and performance of a number of key personnel, such as, our managing director and chief executive officer, our chief financial officer, our chief regulatory officer, our chief business officer, our chief of business operations, our chief information officer, CDSL's and ICCL's managing directors and chief executive officers and IICCL's and IIEL's managing directors. The employment contracts for key personnel are fixed term contracts. The loss of any of our key personnel, whether such personnel forms part of the senior management or otherwise, could have a material adverse effect on our operations and performance. Our future success will to a large extent depend on our ability to retain key personnel and also our ability to attract and retain highly skilled technical, managerial and marketing personnel. Competition for such skilled and specialized personnel is intense in our industry. There can be no assurance that we will be successful in retaining or attracting the personnel we require.

In order to effectively manage our operations and reach our strategic objectives, we must employ, retain and motivate highly qualified personnel. Any increase in the attrition of employees in key positions and our inability to find suitable replacements for our key personnel could lead to a temporary reduction in our operational efficiency due to lack of availability of potential employees with the relevant skills and the lengthy training processes required to train new employees in these positions. Due to the unique nature of our operations, potential employees who possess the requisite skills we require are scarce. In addition, we depend upon the services of a small number of key executive officers and directors. There can be no assurance that these individuals will continue to make their services available to us in the future. The loss of or diminution in the services of one or more of our key executive officers or directors, or our inability to attract, retain and maintain new executive officers or directors and highly qualified personnel, could impair our ability to reach our strategic goals and could have a material adverse effect on our reputation and/or our business, financial condition, results of operations and prospect.

In addition, to implement our strategies, we may transfer certain key personnel of the Exchange to our Subsidiaries such as IICCL and IIEL, which may cause such key personnel to be unable to devote adequate time towards the fulfilment of their duties at the Exchange. For example, we have transferred our chief business officer, Mr. V. Balasubramaniam to IIEL as the managing director. If our key personnel is unable to devote adequate time towards the fulfilment of their duties, this could lead to a temporary reduction in our operational efficiency and could materially and adversely affect our ability to reach our strategic goals and our business, financial condition, results of operations.

19. *Failure to protect our intellectual property rights could materially adversely affect our business.*

We own or license rights to a number of trademarks, service marks, trade names, that we use in our business, including the BSE and SENSEX trademark and logo. To protect our intellectual property rights, we rely on a combination of trademark laws, copyright laws, confidentiality provisions and other contractual arrangements with our affiliates, customers, strategic investors and others. The protective steps taken may be inadequate to deter misappropriation of our intellectual property. We may be unable to detect the unauthorized use of, or take appropriate steps to enforce, our intellectual property rights. Failure to protect our intellectual property and trademarks adequately could harm our reputation and affect our ability to compete effectively. Further, defending our intellectual property rights may require significant financial and managerial resources, the expenditure of which may materially adversely affect its business, financial condition and results of operations. In addition, we have together with S&P Dow Jones Indices LLC licensed the right to use "BSE SENSEX" to our joint venture, Asia Index Pvt. Ltd. There can be no assurance that any such index licensing agreements and trademark licensing agreements can be renewed on favourable terms or at all.

In addition, the employment agreement for our managing director does not provide for any obligation of non-disclosure of know-how, knowledge, information and/or trade-secrets. Furthermore, the non-disclosure obligation provided under the employment contracts of other key personnel does not extend beyond the term of the contract. Hence, we cannot assure protection of such know-how, knowledge, information and/or trade secrets once such employment agreements are terminated. The disclosure of such information about us could have an adverse effect on our business and resulting operations.

20. *We may experience fluctuations in trading activities and thus our total revenue and profitability from period to period, and the largely fixed nature of our expenses makes it difficult to adjust expenses quickly in response to fluctuations in operating income.*

As our total revenue is dependent in part on equities, a historically volatile product, as well as on a number of external factors, such as trading activity and price levels on our markets, our total revenue and profitability may fluctuate from one period to another. Further, a large proportion of our expenses, such as personnel expenses, equipment and intangible assets maintenance, taxes (other than income tax), amortisation of intangible assets and depreciation of property and equipment, are fixed in the short term. If total revenue falls below expectations or cannot be increased to match increased expenses, we may not be able to adjust operating expenses quickly enough to compensate for the reduction in profit, and our business, financial condition and results of operations for a given period may be materially adversely affected.

21. *Changes in regulations concerning our ownership in CDSL may have a material adverse effect on us.*

In April 2012, the SEBI board approved regulations limiting any single stock exchange from owning more than 24% of the share capital of a depository and gave stock exchanges three years to come into compliance with the limitation. As of April 2015, we were not in compliance with this limitation and SEBI extended our deadline to come into compliance to March 31, 2017. Towards meeting this requirement, we divested 4.15% stake in CDSL to LIC in October 2016. We also propose to dilute our remaining stake in CDSL through an initial public offering of CDSL through an offer for sale, though there is no guarantee that we will be successful in doing so. Though SEBI vide its letter dated November 1, 2016 granted in-principle approval for the listing of shares of CDSL and CDSL has filed a draft red herring prospectus dated December 24, 2016, there is no guarantee that we will succeed in securing other approvals for CDSL to become a listed company. As of December 24, 2016, we held 50.05% of the share capital in our subsidiary, CDSL, which we must reduce to no more than 24% by March 31, 2017. Given the time frame to come into compliance, there may be pricing pressure which may affect our ability to bargain and as a result, materially adversely affect CDSL's valuation upon divestment. Further, there can be no assurance that the sell-down of CDSL will take place and even if it does, whether we will be able to comply by the stipulated timeline. Failure to meet the stipulated timeline and failure to obtain an extension may result in the compulsory disposal of our shareholding, withdrawal of our recognition to act as a stock exchange, penalties and fines, which may materially and adversely affect our business, financial condition and results of operations. Moreover, there is no assurance that SEBI will not further lower the maximum shareholding of stock exchanges in a depository in the future, which may affect our income from depository activities and thus materially and adversely affect our business, financial condition and results of operations.

We have prepared Unaudited Proforma Consolidated Condensed Financial Information to reflect the impact of our sell-down of CDSL. However, the assumptions and expectations that we have used to prepare the Unaudited Proforma Consolidated Condensed Financial Information may be materially different from our actual experience and the Unaudited Proforma Consolidated Condensed Financial Information may not be indicative of what our results of operations and financial condition will be in the future. Further, the sell-down of our material subsidiary may have a material adverse effect on our profitability, business, financial condition and results of operations. For more information, see risk factor 22, "*The pro forma financial information included in this Prospectus is presented for illustrative purposes only and may not be indicative of our financial condition or results of operations*" and "*Financial Statements—Unaudited Proforma Consolidated Condensed Financial Information—Notes to the Unaudited Proforma Consolidated Condensed Financial Information*" on pages 29 and 485 of this Prospectus.

22. *The pro forma financial information included in this Prospectus is presented for illustrative purposes only and may not be indicative of our financial condition or results of operations.*

In preparing the Unaudited Proforma Consolidated Condensed Financial Information included in this Prospectus, we have made adjustments to our historical financial information based upon currently available information and upon assumptions that our management believes are reasonable in order to reflect, on a pro forma basis, the impact of our proposed sell-down of CDSL and as further adjusted for this offering and the contemplated use of the estimated net proceeds from this offering. We have not factored in any consideration from such divestment, given that the exact nature of the transaction is still uncertain and we are not able to calculate the consideration that we will receive.

The estimates and assumptions used in the calculation of the Unaudited Proforma Consolidated Condensed Financial Information in this Prospectus may be materially different from our actual experience. Accordingly, the Unaudited Proforma Consolidated Condensed Financial Information included in this Prospectus does not purport to indicate the results that would have actually been achieved had the divestment been completed on the assumed date or for the periods presented, or which may be realized in the future, nor does it give effect to any events other than those described in our Unaudited Proforma Consolidated Condensed Financial Information and notes thereto. For more information, please see "*Financial Statements—Unaudited Proforma Consolidated Condensed Financial Information—Notes to the Unaudited Proforma Consolidated Condensed Financial Information*" on page 485 of this Prospectus.

23. *In the event of a default in relation to a debt investment, we will bear a risk of loss of principal and accrued interest and the geographic concentration of our investment portfolio makes us vulnerable to a downturn in the Indian economy.*

We invest primarily in debt securities such as debt instruments of banks and financial institutions, corporate debt and debt mutual funds, and government securities. For FY 2014, FY 2015, FY 2016 and six months ended September 30, 2016, our investment and deposit income and treasury income on clearing and settlement funds together accounted for 49.5%, 44.1%, 35.1% and 33.7% of our total revenue, respectively. The geographic concentration of our investment portfolio in India means that we may be subject to significant losses if the Indian economy in general or debt markets in specific were to experience difficulties.

For our investments in debt securities, which form the substantial majority of our investments, performance and yield on our investments may be affected by the default or perceived credit impairment of the companies in which we invest and by general or sector specific credit spread widening. Credit risks associated with the investments include (among others): (i) the possibility that earnings of an issuer may be insufficient to meet its debt service obligations; (ii) an issuer's assets declining in value; and (iii) the declining creditworthiness, default and potential for insolvency of an issuer during periods of rising interest rates and economic downturn. An economic downturn and/or rising interest rates could severely disrupt the market for the investments and materially adversely affect the value of the investments and the ability of an issuer to repay principal and interest. In turn, this may materially adversely affect our business, financial condition, results of operations and/or the market price of the Equity Shares.

In the event of a default in relation to an investment, we will bear a risk of loss of principal and accrued interest on that investment. Any such investment may become defaulted for a variety of reasons, including non-payment of principal or interest, as well as breaches of contractual covenants. A defaulted investment may become subject to workout negotiations or may be restructured by, for example, reducing the interest rate, a write-down of the principal, and/or changes to its terms and conditions. Any such process may be extensive and protracted over time, and therefore may result in substantial uncertainty with respect to the ultimate recovery on the defaulted investment. In addition, significant costs might be imposed on the lender, further affecting the value of the investment. The liquidity in such defaulted investments may also be limited and, where a defaulted investment is sold, it is unlikely that the proceeds from such sale will be equal to the amount of unpaid principal and interest owed on that investment. This may materially adversely affect our business, financial condition, results of operations and/or the market price of the Equity Shares.

In the case of secured loans, restructuring can be an expensive and lengthy process which could have a material negative effect on our anticipated return on the restructured loan. By way of example, it would not be unusual for any costs of enforcement to be paid out in full before the repayment of interest and principal. This would substantially reduce the anticipated return on the restructured loan, which could materially adversely affect our business, financial condition, results of operations and/or the market price of the Equity Shares. In addition, we may also invest in unsecured borrowings. In the event of a default, we may not be able to recover some or all of our investments and our credit ratings may decrease, which may materially and adversely affect our income from investments, business and results of operations.

Our investments in equity ETFs are subject to market risks. General movements in the values of equity markets and changes in the prices of the securities we hold may materially adversely affect our income and as a result, materially adversely affect our business, financial condition, results of operations and/or the market price of the Equity Shares.

24. *Changes in interest rates may materially adversely affect our profitability.*

We are exposed to the effects of fluctuations in the prevailing levels of market interest rates on our financial position and cash flows and thus changes in interest rates may materially adversely affect the value of our investments. Our interest rate risk is affected primarily by the yield on our debt investments. Changes in the general level of interest rates can affect our profitability by affecting the spread between, amongst other things, income we receive on our investments in debt securities, the value of our interest-earning investments, our ability to realise gains from the sale of investments and our interest expense on our interest bearing liabilities. Changes in interest rates may also affect the valuation of our investments by impacting the valuation discount rate. Interest rates are sensitive to many factors, including governmental, monetary and tax policies, domestic and international economic and political considerations, fiscal deficits, trade surpluses or deficits, regulatory requirements and other factors beyond our control.

25. There are outstanding litigations against the Company, our Group Companies and our Directors which if determined adversely, could affect our business and results of operations.

We are involved in various criminal, civil, labour and tax-related litigations, which are at different stages of adjudications before various fora. A summary of the litigations involving the Company, Group Companies and our Directors is set out below. The amounts involved in these proceedings have been summarised to the extent ascertainable and quantifiable, and include amounts claimed jointly and severally with other parties. Should any new developments arise, such as any change in applicable Indian law or any rulings against us by appellate courts or tribunals, we may need to make provisions in our financial statements that could increase expenses and current liabilities. Any adverse decision may have an adverse effect on our business, results of operations and financial condition.

SI. No.	Brief description	No. of cases	Amount involved (₹ in millions) ⁽¹⁾
Cases involving the Company			
1.	Criminal cases	18	92.2
2.	Material civil cases	14 ⁽²⁾	5,893.1
3.	Direct tax matters	46	38,863.8 ⁽³⁾
4.	Indirect tax matters	Nil	Nil
5.	Actions by regulatory / statutory authorities	6	14

⁽¹⁾ Does not include claims towards interest or costs of proceedings.

⁽²⁾ This includes outstanding proceedings against the Company or any other persons or companies whose outcome could have an adverse effect on the Company.

⁽³⁾ Out of this, an amount aggregating to ₹ 38,629.1 million is on account of notices issued under Section 226 of the IT Act, against deposits/ monies of the members of the Exchange, available with the Exchange.

SI. No.	Brief description	No. of cases	Amount involved (₹ in millions) ⁽¹⁾
Cases involving our Directors			
1.	Criminal cases	Nil	Nil
2.	Material civil cases	1	Not quantifiable
3.	Direct tax matters	Nil	Nil
4.	Indirect tax matters	Nil	Nil
5.	Actions by regulatory / statutory authorities	Nil	Nil

⁽¹⁾ Does not include claims towards interest or costs of proceedings.

SI. No.	Brief description	No. of cases	Amount involved (₹ in millions) ⁽¹⁾
Cases involving our Group Companies			
1.	Criminal cases	1	1
2.	Material civil cases	2	76
3.	Direct tax matters	10	24.7
4.	Indirect tax matters	7	494.5
5.	Actions by regulatory / statutory authorities	Nil	Nil

⁽¹⁾ Does not include claims towards interest or costs of proceedings.

For more information, please see the section titled "Outstanding Litigation and Material Developments" on page 535 of this Prospectus.

If any of the case pending is decided against us, it may have a material adverse effect on our businesses, reputation, financial condition, cash flows and results of operations.

26. We require a number of regulatory approvals for operation or growth of our business, and the failure to obtain the same in a timely manner or at all may subject us to sanctions and penalties pursuant to inspection and supervision by regulatory authorities, including the SEBI, or otherwise adversely affect our operations.

We require a number of regulatory approvals, licenses, registrations and permissions to operate our business, including at a corporate level as well as at the level of each of our branches. For example, we have licenses from SEBI in relation to, among others, introducing derivatives contracts on various indices of the exchange, introduction of futures and options contracts on various indices of the exchange, setting up an SME platform and trading in government securities. We have made an application to obtain an in-principle approval to introduce trading in commodity derivatives as a separate segment. However, the same is currently pending. Some of these approvals are required to be renewed from time to time. Further, our operations are subject to continued review and the governing regulations may change. While we believe that we currently have or have applied for all material approvals required for our business, we may not have, or may not receive, all necessary approvals, or be able to obtain renewals of all our approvals within the time frames anticipated by us or may not obtain the same at all, which could adversely affect our business. Failure to obtain, renew or maintain any required approvals, permits or licenses or to meet any regulatory requirements may result in the interruption of all or some of our operations, constrain our ability to scale-up our businesses or to introduce new products and services and could materially and adversely affect our business and financial results. Further, we may require regulatory approvals and licenses that we do not currently possess for certain of our proposed projects, such as the occupancy certificates for the registered offices of IICCL and IIEL for our GIFT City Project. In addition, our business operations also rely heavily on various intermediaries, and any change in regulations governing the intermediaries may have a material and adverse impact on us. For more information, please see the section titled "*Government and Other Approvals*" on page 547 of this Prospectus.

27. Certain of our Subsidiaries have incurred losses during recent financial years.

The following Subsidiaries have incurred losses as of the financial years set forth below:

Name of entity	Loss for the year ended March 31 (in ₹ million)		
	March 31, 2016	March 31, 2015	March 31, 2014
BSE Investments	0.1	0.1	N/A
BSE Sammaan	0.4	N/A	N/A
BSE Skills	1	0.9	N/A
CDSL Insurance	4.9	5.6	-
BIL - Ryerson Technology Startup Incubation Foundation	0.7	N/A	N/A

For details on the above Subsidiaries, see the section titled "*Our Group Companies – Loss making Group Companies*" on page 201 of this Prospectus. We cannot assure you that our Subsidiaries will not incur losses in the future.

28. Our Registered Office and the registered offices of certain of our Subsidiaries are located on land that is not registered in our name.

Our Registered Office and the registered offices of certain of our Subsidiaries are located at P. J. Towers in Dalal Street, Mumbai. As of the date of this Prospectus, title to P. J. Towers is still under the names of the trustees of our predecessor entity prior to demutualisation, and has not been registered to our and our relevant Subsidiaries' names. While we have applied for amendment of the municipal records, our application is still pending. Additionally, we have in the past been required to demolish certain constructions and additions to our building pursuant to objections raised by municipal authorities. In furtherance of a judgment of the Bombay High Court, we have provided an undertaking that we would not utilise certain floors of the P.J. Towers building, without prior permission, except as service floors. There can be no assurance that any alterations or modifications made by us in future would not be subjected to similar penalties and any deviations from approved building plans may subject us to penalties in the future, including imprisonment of our officers and Directors. In the absence of requisite approvals and clearances, we may not be able to undertake any modifications or upgrades to our offices, rendering all or parts of our offices unfit for use.

29. Our contingent liabilities as stated in our Restated Consolidated Financial Statements could adversely affect our financial condition.

As at September 30, 2016, we had contingent liabilities that we do not consider remote totalling ₹ 1,692.7 million, of which ₹ 40.1 million relate to our Department of Telecommunications ("**DOT**") license matters, ₹ 613.2 million relate to income and service tax matters and ₹1,039.4 million relate to other matters. Our contingent liabilities relating to income tax matters are pending with respect to demands raised for disallowance of expenditures related to exempt income and prior period items. Our contingent liabilities relating to service tax matters are on account of disputes between us and certain tax authorities relating to investment income, specifically with of our subsidiary companies in relation to the characterization and classification of certain items. For further details of certain matters which comprise our contingent liabilities, see "*Financial Statements*" on page 214 of this Prospectus. If at any time we are compelled to realize all or a material proportion of these contingent liabilities, it may have a material and adverse effect on our business, financial condition and results of operations.

30. *We have received certain complaints from the public after filing of the DRHP with SEBI, alleging, amongst other things, instances of wrong doings by the trading members of the Exchange, failure by the Exchange and the Directors to maintain adequate surveillance mechanisms against fraudulent trading activities on the Exchange, failure to comply with the provisions of the SCRA, absence of right of the Exchange to use its present offices, failure to share revenue with the government, non-disclosure of litigation, improper grant of approval for the Offer by SEBI and conflict of interests of our Managing Director in relation the acquisition of Marketplace Technologies. Any litigation arising on account of such complaints, if adversely determined, could materially affect our businesses, reputation, financial condition, cash flows and results of operations.*

After the filing of the DRHP with SEBI, the Exchange and the Managers received certain complaints from the public alleging, amongst others things, instances of wrong doings by the trading members of the Exchange, failure by the Exchange and the Directors to maintain adequate surveillance mechanisms against fraudulent trading activities on the Exchange, failure to comply with the provisions of the SCRA, absence of right of the Exchange to use its present offices, failure to share revenue with the government, non-disclosure of litigation, improper grant of approval for the Offer by SEBI and conflict of interests of our Managing Director in relation the acquisition of MTPL. These complaints are in addition to complaints, queries or requests received by the Exchange in the ordinary course of its business, and also relate to companies listed on the Exchange, which are dealt with in accordance with established and/or regulatorily prescribed procedures. While the Managers and the Exchange have responded to these complaints, there can be no assurance that the allegations raised in these complaints, queries or requests will not give rise to further litigation or regulatory action, or that we will successfully prevail in any such litigation or regulatory action. Any additional litigation or regulatory action may lead to diversion of the time and energies of our management and incurrence of costs to defend such litigation, and their consequent outcome, which may have a material adverse effect on our businesses, reputation, financial condition, cash flows and results of operations.

Risks Relating to Regulation

31. *Changes in regulations concerning the Settlement Guarantee Fund and the Core Settlement Guarantee Fund may have a material adverse effect on us.*

Under SECC regulations, we are required to maintain a Settlement Guarantee Fund and transfer 25% of our annual profits to this fund as maintained by our clearing corporation, ICCL. Separately, pursuant to a SEBI Circular dated August 27, 2014, recognized clearing corporations must establish and maintain a core settlement guarantee fund for each segment of a recognized stock exchange to guarantee the settlement of trades executed in each respective segment. A clearing corporation is required to contribute at least 50% of the minimum required corpus, whereas a recognized stock exchange is required to contribute at least 25% of the minimum required corpus. A SEBI circular dated May 4, 2016 clarifies that the 25% transfer of profit by a stock exchange to a settlement guarantee fund and the contribution by stock exchanges towards a core settlement guarantee fund are two different requirements.

On August 29, 2016, SEBI amended the SECC Regulations to remove the provision that required a recognized stock exchange to transfer 25% of its profits to a settlement guarantee fund. Pursuant to the amendment, we will no longer be required to transfer 25% of the profits to the Settlement Guarantee Fund but will continue making formula-based contributions to the Core Settlement Guarantee Fund in the future. We cannot assure you that our contribution to the Core Settlement Guarantee Fund in the future will be below 25% of our profits. Moreover, should SEBI in the future amend the regulations further and vary the required contribution amounts to the Core Settlement Guarantee Fund,

we may have to contribute more of our profit to the Core Settlement Guarantee Fund which could materially and adversely affect our financial ability.

We have made provisions for the transfer of 25% of our profits to the Settlement Guarantee Fund for the period from April 1, 2015 until August 29, 2016, which will be transferred to the Core Settlement Guarantee Fund as on a date determined by SEBI.

Further, there have been several changes to the form and manner in which recognized stock exchanges must make contributions to a Settlement Guarantee Fund and Core Settlement Guarantee Fund in the last few years. These regulatory changes have resulted in us needing to change our accounting treatment of such contributions in order to respond to new or changing regulations. The audit reports in respect of our consolidated financial statements and standalone financial statements for FY 2013, FY 2014, FY 2015 and FY 2016 contained matters of emphasis from our statutory auditors to draw attention to these changes. See "*Management's Discussion and Analysis of Financial Condition and Results of Operations—Factors Affecting our Results of Operations—Settlement Guarantee Fund and the Core Settlement Guarantee Fund*" on page 507 of this Prospectus for specific details.

32. *The transition to Ind-AS in India is very recent and there is no clarity on the impact of such transition on the Exchange. All income tax assessments in India will also be required to follow the Income Computation Disclosure Standards.*

Companies in India, including us, will be required to prepare financial statements under 'Indian Accounting Standard' ("**Ind-AS**") which are converged with International Financial Reporting Standards. On January 2, 2015, the Ministry of Corporate Affairs, Government of India ("**MCA**") announced the revised roadmap for the implementation of Ind-AS (on a voluntary as well as mandatory basis) for companies other than banking companies, insurance companies and non-banking finance companies through a press release ("**Press Release**"). Further, on February 16, 2015, the MCA has released the Companies (Indian Accounting Standards) Rules, 2015 which has come into effect from April 1, 2015.

Ind-AS will be required to be implemented on a mandatory basis by companies based on their respective net worth as set out below:

Phase I - Mandatory for accounting periods on or after April 1, 2016 (comparatives for the periods ended March 31, 2016 or as appropriate)	Phase II - Mandatory for accounting periods on or after April 1, 2017 (comparatives for the periods ended March 31, 2017 or as appropriate)
Companies whose equity and/or debt securities are listed or are in the process of listing on any stock exchange in India or outside India and having net worth of ₹ 500 crores or more. ("A")	Those whose equity and/or debt securities are listed or are in the process of listing on any stock exchange in India or outside India and having net worth less than ₹ 500 crores. ("A")
Companies, other than those covered in "A", having a net worth of ₹ 500 crores or more. ("B")	Companies, other than those covered in "A", having a net worth of ₹ 250 crores or more but less than ₹ 500 crores. ("B")
Holding, subsidiary, joint venture or associate companies of companies covered under "A" or "B"	Holding, subsidiary, joint venture or associate companies of companies covered under "A" or "B"

For the purpose of calculation of net worth of Companies, the net worth shall be calculated in accordance with the stand-alone financial statements of the company as on March 31, 2014 or the first audited period ending after that date.

In addition, any holding, subsidiary, joint venture or associate companies of the companies specified above (even though if they do not meet above threshold) shall also comply with such requirements from the respective periods specified above.

There is not yet a significant body of established practice on which to draw informing judgments regarding its implementation and application. Additionally, Ind-AS differs in certain respects from IFRS and therefore financial statements prepared under Ind-AS may be different from financial statements prepared under IFRS. For more information on how Ind AS has impacted and may continue to impact the levels of our revenues, expenses and

profits, please see "*Management's Discussion and Analysis of Financial Condition and Results of Operation—Transitioning from Indian GAAP to Ind AS*" on page 510 of this Prospectus.

Furthermore, the Government of India has issued a set of Income Computation and Disclosure Standards ("**ICDS**") that will be applied in computing taxable income and payment of income taxes thereon, effective from April 1, 2015. ICDS apply to all taxpayers following an accrual system of accounting for the purpose of computation of income under the heads of "*Profits and gains of business/profession*" and "*Income from other sources.*" This is the first time such specific standards have been issued for income taxes in India, and the impact of the ICDS on our tax incidence is uncertain.

We may encounter difficulties in the ongoing process of implementing and enhancing our management information systems under Ind-AS reporting and the ICDS. There can be no assurance that the adoption of Ind-AS and the ICDS by the Exchange will not materially adversely affect our results of operation and/or financial condition.

33. *Significant differences exist between Indian GAAP and other accounting principles, such as US GAAP and IFRS, which may be material to investors' assessments of our financial condition.*

Our financial statements, including the financial statements provided in this Prospectus, are prepared in accordance with Indian GAAP, save that we also present financial statements as of and for the six month period ended September 30, 2016 on the basis of Ind-AS. We have not attempted to quantify the impact of US GAAP or IFRS on the financial data included in this Prospectus, nor do we provide a reconciliation of our financial statements to those of US GAAP or IFRS. US GAAP and IFRS differ in significant respects from Indian GAAP and Ind-AS. Accordingly, the degree to which the Indian GAAP and Ind-AS financial statements included in this Prospectus will provide meaningful information is entirely dependent on the reader's level of familiarity with Indian accounting practices. Any reliance by persons not familiar with Indian accounting practices on the financial disclosures presented in this Prospectus should accordingly be limited. For further details, please see "*Summary of Significant Differences Between Indian GAAP and Ind AS*" on page 494 of this Prospectus.

34. *Changes in government policies could materially adversely affect trading volumes of instruments traded on our exchange.*

The central and state governments have traditionally exercised, and continue to exercise, significant influence over many aspects of the economy. Since 1991, successive governments have pursued policies of economic liberalisation and financial sector reforms. The current government has announced its general intention to continue India's current economic and financial sector liberalisation and deregulation policies. However, there can be no assurance that such policies will be continued and a significant change in the government's policies in the future could affect business and economic conditions in India and could also materially and materially adversely affect our business, financial condition and results of operations.

Trading volumes on our markets could be affected by changes in policies of the Government. Changes in tax law or policy, regulatory changes regarding foreign portfolio investors or changes in other regulations or policies that affect our businesses, including our listed companies, such as changes that make offerings of Indian securities outside India (for example, GDRs) easier, changes affecting the ability of investors to freely trade on our exchanges, or the taxation or repatriation of profits from such trading, or changes to the manner in which securities are traded, cleared and settled on our exchanges and clearing corporation, may have a material adverse effect on our business, financial condition, results of operations and prospects.

For example, in 2013 the Government changed its policy requiring unlisted Indian companies wanting to raise capital abroad to first be listed on an exchange in India for at least two years, to allow such companies to raise capital abroad without first listing in India so long as they comply with certain conditions. Changes in Government policy, such as this, may lead to us facing increased competition from international exchanges, which may materially adversely affect our business, financial condition, results of operations and prospects.

In addition, we may also face changes to regulations concerning the Settlement Guarantee Fund and CDSL, which may have materially adverse affect on our business and results of operations. For more information, see risk factor

31, "*Changes in regulations concerning the Settlement Guarantee Fund and the Core Settlement Guarantee Fund may have a material adverse effect on us*" on page 33 of this Prospectus.

35. *Any delay or refusal to approve new rules and bye laws, amendments to existing rules and bye laws or fees may force us to halt or modify our operations, which could have a material adverse effect on us.*

We operate the exchange and, as a recognised stock exchange in India, have power to make rules and bye laws for the purposes of discharging our duties, but no rule and bye laws or amendment of our rules and bye laws will have an effect unless we have SEBI's approval in writing and publish notifications in the Gazette of India and the Maharashtra State Gazette.

SEBI may approve, disapprove, or recommend changes to rules or amendments to existing rules and bye laws that we submit to it for approval. Any delay or refusal in approving changes, or the altering of any proposed change, could have a material adverse effect on our business, financial condition and results of operations.

While SEBI fee approval provides a safeguard against potential abuse of our position as an operator of an exchange, there is no assurance that our results of operations may not be materially adversely affected by such regulatory constraints on our fee setting ability.

Moreover, we must compete not only with automated trading systems that are not subject to the same rule or bye law, amendment or fee approval process but also with other exchanges that may have lower regulation and compliance costs. For example, the Clearing Corporation of India ("**CCIL**"), which is not under SEBI purview and is not required to abide by the corporate governance and regulatory guidelines of a SEBI-recognized exchange, offers trading on the Negotiated Dealing System-Order Management ("**NDS-OM**"). While the CCIL competes with us in the secondary market trading of government securities, it may, in the future, expand its product offerings and compete with our products such as secondary market trading of corporate bonds. There is a risk that trading will shift to exchanges or automated trading systems that charge lower fees because, among other reasons, they spend significantly less on regulation. Therefore, there can be no assurance that the revenue derived by us from fees, will be maintained at, or enhanced from, the historic levels for this income source.

36. *We may be required to comply with certain foreign regulations and seek recognition from certain foreign regulators. Failure to comply with such regulations or failure to obtain such recognition may impact the ability of our foreign members to deal with us.*

Under the European Market Infrastructure Regulations, third country central counterparty clearing houses ("**CCPs**") are required to seek third-country CCP ("**TC-CCP**") recognition from the European Securities Market Authority to be able to offer clearing services to customers in the European Union. Failure to obtain TC-CCP recognition will result in higher capital requirements for European Union counterparties, which may increase clearing costs with non-recognised CCPs. We, through ICCL, have applied to the European Securities Market Authority for TC-CCP recognition in September 2013 and we are currently waiting for approval. Should ICCL fail to obtain TC-CCP recognition, our business from our European counterparties and in turn, our business and financial operations may be materially and adversely affected. Further, there is no assurance that other jurisdictions will not require similar TC-CCP recognitions in the future and there is no guarantee that ICCL will not be required to comply with other foreign regulations and will not be required to seek recognition from other foreign regulators.

37. *Some of our past records for periods prior to our corporatization and demutualisation are not traceable, which may, amongst other things, impair our ability to establish an adequate defense to any future regulatory penalties or actions.*

Certain of our past records in relation to periods prior to our corporatisation and demutualisation may not be traceable. We have placed reliance on other documents, including publicly available sources in compiling and corroborating such historical information and documents, including for certain disclosures in this Prospectus. There can be no assurance that any such public records are accurate or that we will be able to locate adequate documents to replace or reproduce the contents of any such missing record. Additionally, in the event of any regulatory penalties or actions which we may become subject to in the future for any such period in the past, our ability to establish an adequate defense in the absence of such records would be impaired.

- 38. *We have in the past entered into and will continue to in the future enter into related party transactions and there can be no assurance that we could not have achieved more favourable terms had such transactions not been entered into with related parties.***

We have entered into transactions with several related parties, including our Subsidiaries, joint ventures and associates, aggregating ₹ 810.2 million, ₹ 1,457.5 million, ₹ 2,069.7 million and ₹ 715.9 million for FY 2014, FY 2015, FY 2016 and for the first half of FY 2017, respectively. Furthermore, it is likely that we will enter into related party transactions in the future. There can be no assurance that such transactions, individually or in the aggregate, will not have an adverse effect on our financial condition and results of operations. The transactions we have entered into and any future transactions with our related parties have involved or could potentially involve conflicts of interest. For more information regarding our related party transactions, please see “*Financial Statements – Restated Standalone Financial Information – Note 32*” and “*Financial Statements – Restated Consolidated Financial Information – Note 35*” on pages 252 and 324 of this Prospectus, respectively.

Risks Relating to India

- 39. *The continuation or recurrence of systemic events such as the global economic crisis, changes in economic policies, the political situation and the regulatory environment in India or globally may materially adversely affect our performance.***

Conditions outside India, such as slowdowns in the economic growth of other countries may materially adversely impact the growth of the Indian economy. The consequent slowdown in the Indian economy may materially adversely affect our business, including our ability to implement our business strategy and increase our activities in the commodity exchange industry.

The Indian financial markets and the Indian economy are influenced by economic and market conditions in other countries. Financial turmoil in Asia, the United States, Europe and elsewhere in the world in recent years has affected the Indian economy. Although economic conditions are different in each country, investors’ reactions to developments in one country can have materially adverse effects on the securities of companies in other countries, including India. The Indian financial markets experienced the contagion effect of the volatility and turmoil in the global financial markets, which was evident from the sharp decline in the benchmark index of the S&P BSE SENSEX from its peak levels in early 2008 to the first quarter of 2009. Furthermore, as a consequence of the severe tightening of credit associated with that financial turmoil, many economies experienced periods of severe recession accompanied by a significant deterioration of consumer confidence and demand. Any recurrence of such events may have a material adverse effect on our business, financial condition and results of operations as well as the price of our Equity Shares.

Additionally, the possibility of an extended period of market volatility as a result of the outcome of the June 23, 2016 referendum of the UK’s membership in the European Union may also materially adversely affect the price of our Equity Shares and/or the development of an active trading market for our Equity Shares.

The economic policies of the Government of India may change in response to any global economic crisis, such as the economic downturn that began in 2007. In particular, there may be changes to specific laws and policies affecting our industry and other policies affecting foreign investment in our business. Any significant shift or change in India’s economic policies and regulations may disrupt economic conditions in India and this may in turn affect our business, financial condition and results of operations.

Unstable internal and international political environments may also affect the economic performance of the exchange industry, including us, in the short and long term. Our business, and the market price and liquidity of our Equity Shares, may be affected by reactionary changes in interest rates, changes in government policy, taxation and other political, economic or other developments in or affecting India on account of any changes in the global economic changes.

40. *Our operations, assets, members and listed companies are geographically concentrated primarily in India and we are particularly exposed to India's political, economic and business environment.*

The financial condition of the companies listed on our securities market has a direct effect on the prices of their securities, which may also impact the volume and value of trading in their securities. The principal place of our business is India and substantially all of the companies listed on our securities market are companies organized in, or whose operations are primarily based in, India. Consequently, any adverse change in the Indian legal, political, economic or business environment that impacts the financial condition of Indian companies will materially adversely affect us to the extent such changes cause investors to withdraw their investments and cease trading on the markets we operate. Such changes include, for example, modifications of the Government's economic policy that may result in a decline in GDP or deceleration of GDP growth, high inflation, changes in interest rates, growing budget deficits and foreign debt, as well as changes in the exchange rate of the Indian Rupee against major world currencies or changes in corporation tax, exchange controls or other regulations that impact our listed companies' ability to conduct their business.

In addition, if returns on investments in Indian companies are generally lower than returns on investments in companies based in other countries, we may be unsuccessful in attracting foreign and local investors to our markets. Any of these events may have a material adverse effect on our business, financial condition, results of operations and prospects.

41. *Terrorist attacks, communal disturbances, manmade or natural disaster, civil unrest and other acts of violence or war or force majeure involving India and other countries may materially adversely affect the financial markets and our business.*

Terrorist attacks, other acts of violence or war, manmade or natural disasters and other force majeure events may negatively affect the Indian markets on which our Equity Shares trade and also materially adversely affect the worldwide financial markets. These acts or events may also result in a loss of business confidence, and materially adversely affect our business. Moreover, as we operate a major stock exchange, it is possible that terrorist activities might specifically target our operations with a goal of destabilising India's financial markets. In addition, any deterioration in relations between India and its neighbouring countries might result in investor concern about stability in the region, which may materially adversely affect the price of our Equity Shares.

Some states in India have also witnessed civil unrest including communal disturbances in recent years and it is possible that future civil unrest as well as other adverse social, economic and political events in India may have a negative impact on us. Such incidents may also create a greater perception that investment in Indian companies involves a higher degree of risk and may have a material adverse impact on our business and the price of our Equity Shares.

Risks Relating to the Equity Shares

42. *The cost of acquisition of Equity Shares for certain of the Selling Shareholders may be less than the Offer Price.*

The cost of acquisition of Equity Shares for certain of the Selling Shareholders may be lower than the Floor Price. The price at which the Equity Shares have been acquired by the Selling Shareholders is not indicative of the price at which the Equity Shares will be transferred or traded. For further details, please see "*Capital Structure — Notes to Capital Structure — Equity share capital history*" on page 84 of this Prospectus.

43. *There is a significant risk that we will be a passive foreign investment company for U.S. federal income tax purposes, which generally would result in materially adverse U.S. federal income tax consequences to U.S. Holders of the Equity Shares.*

Based on our income, assets and business activities, the current and anticipated valuation of our assets, and the composition of our income and assets, there is a significant risk that we will be a passive foreign investment company for U.S. federal income tax purposes ("**PFIC**"). A non-U.S. corporation will be a PFIC for any taxable year if either (i) at least 75% of its gross income for such year is passive income or (ii) at least 50% of the value of

its assets (based on an average of the quarterly values of the assets) during such year is attributable to assets that produce passive income. Whether a non-U.S. corporation is treated as a PFIC is determined on an annual basis. Material adverse U.S. federal income tax consequences generally would apply to U.S. Holders (as defined below) of the Equity Shares with respect to any "excess distribution" received from us and any gain from a sale or other disposition of the Equity Shares if we are treated as a PFIC with respect to such U.S. Holder. As used herein, the term "**U.S. Holder**" means a beneficial owner of Equity Shares that is, for U.S. federal income tax purposes: (i) an individual that is a citizen or resident of the United States; (ii) a corporation, or other entity taxable as a corporation, created or organized in or under the laws of the United States, any state thereof or the District of Columbia; or (iii) an estate or trust the income of which is subject to U.S. federal income taxation regardless of its source.

44. *We are not, and do not intend to be, registered as an investment company under the U.S. Investment Company Act.*

We are not and do not expect or intend to be, registered with the U.S. Securities and Exchange Commission as an "investment company" under the U.S. Investment Company Act, which provides certain protections to shareholders of, and imposes certain restrictions on entities that are registered as, investment companies. Accordingly, unlike registered investment companies, we will not be subject to the provisions of the U.S. Investment Company Act, including provisions that: (i) require the oversight of independent directors; (ii) prohibit or proscribe transactions between us and our affiliates; (iii) impose qualifications as to who may serve as custodian for our assets; and (iv) limit our ability to use leverage in connection with effecting purchases and sales of our investments.

However, should we become subject to the U.S. Investment Company Act due to a change of law or otherwise, the various restrictions imposed by the U.S. Investment Company Act, and the substantial costs and burdens of compliance therewith, could adversely affect our operating results and financial performance. We intend to rely on the exclusion from the registration requirements of the U.S. Investment Company Act provided by Section 3(c)(7) thereof or any other applicable exception or exclusion. In order to help ensure compliance with the exception provided by Section 3(c)(7) of the U.S. Investment Company Act, we have implemented certain restrictions on the ownership and transfer of the Equity Shares by any persons acquiring the Equity Shares in the IPO who are in the United States or who are U.S. persons. Purchasers in the United States or who are U.S. persons will be required to acknowledge, warrant, agree and undertake to certain acknowledgements, warranties, agreements and undertakings, in which, among other things, they certify their eligibility to purchase the Equity Shares in the IPO and their understanding of the resale restrictions applicable to them, and agree to abide by certain restrictions in the resale of the Equity Shares.

45. *Regulation of ownership of Indian securities may hamper our ability to raise capital.*

Investment in stock exchanges and in Indian securities is subject to regulation. According to the SECC Regulations read with the SEBI circular dated January 1, 2016 (CIR/MRD/DSA/01/2016) ("**January 2016 Circular**"), the listing of securities of a stock exchange is permitted on recognised stock exchanges in India, subject to certain conditions, including:

- (a) 51% of the issued and paid-up capital of the exchange is required to be held at all times by public shareholders who are not trading members or their associates, and the shareholding of trading members and their associates cannot exceed 49% at any time;
- (b) depositories have to put in place mechanisms for the monitoring of shareholding of trading members, including monitoring of shareholding of such trading members and their associates on a daily basis;
- (c) all shareholders of a stock exchange are required to be 'fit and proper' persons, in terms of the SECC Regulations, which shall be monitored, on a post listing basis, on the basis of self-certifications by acquirers;
- (d) post-facto approval for acquisition of more than 2% of the issued and paid-up capital of a stock exchange from SEBI, within 15 days of such acquisition; and

- (e) prior approval of SEBI for acquisition of more than 5% of the issued and paid-up capital of a stock exchange.

Under the January 2016 Circular, persons acquiring shares of a recognised stock exchange have self declaration obligations and the depositories have an obligation to monitor, report and ensure compliance with the shareholding restrictions on stock exchanges. However, the infrastructure enacted to ensure compliance with the SECC Regulations and the January 2016 Circular is yet to be tested on a real-time basis as we do not currently have any listed peers. Accordingly, we cannot assure you that such infrastructure will be appropriate or adequate to ensure compliance with shareholding restrictions and monitoring requirements. Further, any failure to comply with the above restrictions could lead to freezing of corporate benefits on any Equity Shares held, and the requirement to dispose off any shareholding in excess of regulatory limits.

Under Regulation 19 of the SECC Regulations, no person is allowed to hold more than 2% of the issued and paid-up share capital of a stock exchange without seeking approval from SEBI within 15 days of such acquisition. Further, except as permitted under the SECC Regulations, no person is allowed to hold more than 5% of the issued and paid-up share capital of a stock exchange. These regulatory restrictions may constrain our ability to raise capital in the future and may make the Exchange an unattractive investment proposition for investors. For further details in relation to the restrictions on shareholding, refer to the section "*Regulation and Policies in India*" on page 162 of this Prospectus.

46. *We will not receive any proceeds from the Offer.*

The Offer comprises of an offer for sale by the Selling Shareholders. Accordingly, the proceeds from this Offer will be remitted to the Selling Shareholders and we will not receive any proceeds from the Offer. For more information, please see the section titled "*Objects of the Offer*" on page 98 of this Prospectus.

47. *The price of the Equity Shares may fluctuate and be highly volatile after the IPO.*

The price of the Equity Shares may fluctuate after the IPO as a result of several factors, including, among others: volatility in the Indian and global securities or capital markets; our operations and performance; performance of our competitors and the perception in the market about financial investments; political, economic, financial, regulatory changes and any other negative factors that can affect the Indian capital markets; changes in the estimates of our performance or recommendations by financial analysts; and significant developments in India's economic liberalisation and deregulation policies and fiscal regulations. There can be no assurance that the prices at which the Equity Shares are initially traded will correspond to the prices at which the Equity Shares will trade in the market subsequently. In particular, the possibility of an extended period of market volatility as a result of the outcome of the June 23, 2016 referendum of the UK's membership in the European Union may also materially adversely affect the price of our Equity Shares and/or the development of an active trading market for our Equity Shares.

The Equity Shares have not been listed on a stock exchange and an active trading market for the Equity Shares may not develop or be sustained after this Offer. Further, the price at which the Equity Shares are initially traded may not correspond to the prices at which the Equity Shares will trade in the market subsequent to this Offer.

48. *The Equity Shares may not be a suitable investment for all investors.*

Each potential investor in the Equity Shares must determine the suitability of that investment in light of its own circumstances. In particular, each potential investor should:

- have sufficient knowledge and experience to make a meaningful evaluation of the Equity Shares, the merits and risks of investing in the Equity Shares and the information contained in this Prospectus or any applicable supplement;
- have access to, and knowledge of, appropriate analytical tools to evaluate, in the context of its particular financial situation, an investment in the Equity Shares and the impact the Equity Shares will have on its overall investment portfolio; and

- have sufficient financial resources and liquidity to bear all of the risks of an investment in the Equity Shares.

49. *Fluctuation in the exchange rate between the Indian Rupee and the United States dollar could have a material adverse effect on the value of Equity Shares, independent of our operating results.*

The Equity Shares will be quoted in Indian Rupees on the NSE. Any dividends in respect of the Equity Shares will be paid in Indian Rupees and subsequently converted into US dollars for repatriation. Any adverse movement in exchange rates during the time it takes to undertake such conversion may reduce the net dividend to investors. In addition, any adverse movement in exchange rates during a delay in repatriating outside India the proceeds from a sale of Equity Shares, for example, because of a delay in regulatory approvals that may be required for the sale of Equity Shares may reduce the net proceeds received by shareholders.

The exchange rate between the Indian Rupee and the U.S. dollar has changed substantially in the last two decades and could fluctuate substantially in the future, which may have a material adverse effect on the value of the Equity Shares and returns from the Equity Shares, independent of our operating results.

50. *Future issuances or sales of the Equity Shares could significantly affect the trading price of the Equity Shares.*

The future issuances of Equity Shares by us or the disposal of Equity Shares by any of major shareholders or the perception that such issuance or sales may occur may significantly affect the trading price of the Equity Shares. There can be no assurance that we will not issue further Equity Shares or that the shareholders will not dispose of, pledge or otherwise encumber their Equity Shares.

51. *You may be subject to Indian taxes arising out of capital gains on the sale of the Equity Shares.*

Capital gains arising from the sale of Equity Shares in an Indian company are generally taxable in India. Any gain realized on the sale of listed Equity Shares on a stock exchange held for more than 12 months will not be subject to capital gains tax in India if STT has been paid on the transaction. STT will be levied on and collected by an Indian stock exchange on which the Equity Shares are sold. As such, any gain realized on the sale of Equity Shares held for more than 12 months by an Indian resident, which are sold other than on a recognized stock exchange and as a result of which no STT has been paid, will be subject to capital gains tax in India. However, regulations regarding capital gains exemptions and bilateral treaties may change from time to time. Further, any gain realized on the sale of Equity Shares held for a period of 12 months or less will be subject to capital gains tax in India. Capital gains arising from the sale of Equity Shares will be exempt from taxation in India in cases where an exemption is provided under a treaty between India and the country of which the seller is a resident. Generally, Indian tax treaties do not limit India's ability to impose tax on capital gains. As a result, residents of other countries may be liable for tax in India as well as in their own jurisdictions on gains arising from a sale of Equity Shares.

52. *Securities law restrictions on the resale of the Equity Shares may limit your ability to resell the Equity Shares in the United States.*

The Equity Shares have not been and will not be registered under the Securities Act, any state securities laws or the securities laws of any other jurisdiction. Unless and until they are registered, the Equity Shares may not be offered, sold or resold except pursuant to an exemption from registration under the Securities Act and applicable state laws or in a transaction not subject to such laws. The Equity Shares are being offered and sold in the US in a transaction not involving a "public offering" subject to an exemption from the registration requirements of Section 5 of the Securities Act only to a person who is a "qualified institutional buyer" as defined in Rule 144A under the Securities Act who is also a qualified purchaser (a "QP") as defined under the Investment Company Act and an institutional "accredited investor" as defined in Rule 501(a)(1), (2), (3) or (7) of Regulation D under the Securities Act (an "IAI", and a person who is a "qualified institutional buyer" defined under Rule 144A, a QP and an IAI, an "**Entitled Qualified Purchaser**"). The Equity Shares are also being offered and sold outside the U.S. in reliance on Regulation S under the Securities Act only to (a) non-U.S. persons and (b) U.S. persons who are Entitled Qualified Purchasers. We are not required to register the Equity Shares. Hence, future resales of the Equity Shares may only be made

pursuant to an exemption from registration under the Securities Act and applicable state laws or in a transaction not subject to such laws.

53. *Foreign investors are subject to foreign investment restrictions under Indian law, which may materially adversely affect the market price of the Equity Shares.*

Under the foreign exchange regulations currently in force in India, transfers of Equity Shares between non-residents and residents are freely permitted (subject to certain restrictions) if they comply with the pricing guidelines and reporting requirements specified by the RBI. If the transfer of Equity Shares, which are sought to be transferred, is not in compliance with such pricing guidelines or reporting requirements or falls under any of the exceptions referred to above, then the prior approval of the RBI will be required. Additionally, shareholders who seek to convert the Indian Rupee proceeds from a sale of Equity Shares in India into foreign currency and repatriate that foreign currency from India will require a no objection/tax clearance certificate from the income tax authority. We cannot assure investors that any required approval from the RBI or any other Indian government agency can be obtained on any particular terms, or at all. For further details, see "*Restrictions on Foreign Ownership of Indian Securities*" on page 586 of this Prospectus.

54. *The determination of the Price Band was based on various factors and assumptions and the Offer Price may not be indicative of the market price of the Equity Shares after the Equity Shares are listed. Further, the current market price of securities listed pursuant to certain initial public offerings managed by the Managers is below their respective issue price.*

The determination of the Price Band is based on various factors and assumptions, and was determined by the Exchange in consultation with the Advisory Committee of Shareholders and the Managers. Furthermore, the Offer Price was determined by the Exchange, in consultation with the Advisory Committee of Shareholders and the Managers, based on the book building process. For further details, please see the section entitled "*Basis for Offer Price*" on page 100 of this Prospectus.

In addition to the above, the current market price of securities listed pursuant to certain previous initial public offerings managed by the Managers is below their respective issue price. For further details, see "*Other Regulatory and Statutory Disclosures—Price information of past issues handled by the Managers*" on page 560 of this Prospectus.

The factors that could affect the market price of the Equity Shares include, amongst others, broad market trends and other factors beyond our control significantly reducing demand for our services and harming our business, financial condition and results of operations, failure in implementing our current and future strategic plans and significant and rapid technological change. We cannot assure you that an active market will develop or sustained trading will take place in the Equity Shares or provide any assurance regarding the price at which the Equity Shares will be traded after listing.

Prominent Notes

- Public issue of 15,427,197[^] Equity Shares for cash at a price of ₹ 806 per Equity Share including a share premium of ₹ 804 per Equity Share, aggregating to ₹ 12,434.32 million by way of an Offer for Sale. The Offer would constitute 28.26% of the post-Offer issued share capital of the Exchange on a fully diluted basis.
[^]Subject to finalisation of Basis of Allotment
- The net worth of the Exchange as of September 30, 2016, on the basis of the Restated Consolidated Financial Information and the Restated Standalone Financial Information was ₹ 25,529.2 million and ₹ 23,440.2 million, respectively.
- The net asset value per Equity Share was ₹ 467.67 and ₹ 429.40 as of September 30, 2016, after giving effect to consolidation of Equity Shares from face value of ₹ 1 each to ₹ 2 each, as per the Restated Consolidated Financial Information and the Restated Standalone Financial Information, respectively. (*Net*

asset value per equity share (₹) = Net worth at the end of the year (or period) / Number of equity shares outstanding at the end of the year (or period).

- The Exchange is professionally managed and does not have a promoter in terms of the ICDR Regulations, and consequently does not have any promoter group, in terms of the ICDR Regulations.
- For details of the related party transactions with related parties (as defined under Accounting Standard 18), please see “*Financial Statements – Restated Standalone Financial Information – Note 32*” and “*Financial Statements – Restated Consolidated Financial Information – Note 35*” on pages 252 and 324 of this Prospectus, respectively.
- There are no financing arrangements pursuant to which our Directors or their immediate relatives have financed the purchase of Equity Shares by any other person during the six months preceding the date of the Draft Red Herring Prospectus.
- Except as disclosed in the section titled “*Financial Statements – Restated Standalone Financial Information – Note 32*” and “*Financial Statements – Restated Consolidated Financial Information – Note 35*” on pages 252 and 324 of this Prospectus, there are no business interests of our Group Companies in the Exchange, respectively.
- For information on changes in the Exchange’s name, Registered Office and changes in the object clause of the MoA of the Exchange, see section titled “*History and Certain Corporate Matters*” on page 169 of this Prospectus.

Investors may contact the Managers that have submitted the due diligence certificate to SEBI, for any complaints, information or clarifications pertaining to the Offer. For further details of the Managers, see section titled “*General Information*” on page 70 of this Prospectus.

SUMMARY OF OUR BUSINESS

Overview

We own and operate the BSE exchange platform (formerly, the Bombay Stock Exchange), the first stock exchange in Asia, which was formed on July 9, 1875. At the end of October 2016, the BSE was the world's largest exchange by number of listed companies, and India's largest and the world's 10th largest exchange by market capitalization, with US\$ 1.7 trillion in total market capitalization of listed companies. (*Source: CARE Research Report*)

As the operator of the BSE, we regulate listed issuers and provide a market for listing and trading in various types of securities as may be allowed by SEBI from time to time. We operate in three primary lines of business, namely:

1. **the listing business**, which consists of the primary market, which relates to the issuance of new securities;
2. **the market business**, which consists of (i) the secondary market, which relates to the purchase and sales of previously-issued securities, (ii) BSE StAR MF ("**BSE StAR**"), our online platform for the placement of orders and redemptions of units in mutual funds, (iii) NDS-RST, our platform for the reporting of over-the-counter corporate bond trading, (iv) membership, which includes membership in the Exchange, membership in our clearing corporation ICCL, and membership of depository participants in our depository CDSL, and (v) post-trade services, namely the clearing corporation and depository; and
3. **the data business**, which consists of the sale and licensing of information products.

In addition to our primary lines of business, we also have supporting businesses, including (i) providing IT services and solutions, (ii) licensing index products such as the S&P BSE SENSEX, (iii) providing financial and capital markets training and (iv) operating our corporate and social responsibility portal. Moreover, we have an active treasury function focused on managing our cash, including both our own funds as well as funds that we hold on behalf of third parties (such as margins placed by clearing members).

As at September 30, 2016, the BSE had 1,446 unique members across all segments, and in Fiscal Year 2016 the BSE accepted an average of 284.92 million orders and 1.55 million trades in equity shares per trading day, placing it as the 12th most active exchange in the world in terms of electronic book trades in equity shares. (*Source: World Federation of Exchanges ("WFE") statistics*). During Fiscal Years 2014, 2015 and 2016 and the six months ended September 30, 2016, the BSE reported 24,663 million, 63,385 million, 70,376 million and 31,237 million electronic book orders in equity shares, respectively.

We engage in extensive monitoring of our members, of listed companies and of market activities in order to minimize the risk of default, promote market transparency and integrity. By doing so, we along with other Indian stock exchanges contribute to the growth of the Indian capital markets and stimulate innovation and competition across market segments.

We have highly developed electronic systems for entry, trading, clearing and settlement and depository services and we continually seek to improve our core IT capabilities, the reliability and consistency of which help us to maintain our competitive position. Examples of our electronic systems include (i) BOLT+, which is our fully automated, online trading system, (ii) low latency co-location services for algorithmic traders and (iii) a real-time risk management system, which conducts real time calculations of members' margins and limits. Moreover, to continue to improve our product and service offering, we have entered into a number of strategic partnerships and joint ventures. We are a member of the BRICS Exchange Alliance, whereby leading exchanges in Brazil, Russia, India, China and South Africa cross-list futures products based on the flagship indices of each of the exchanges, and ICCL entered into an agreement with Clearstream whereby members in our clearing corporation can manage their margin requirements by placing collateral with Clearstream's Global Liquidity Hub ("**GLH**").

We were originally established in 1875 as the Native Share and Stock Brokers' Association, an "Association of Persons" that engaged in trading and clearing and settlement functions. On August 31, 1957, we became the first exchange in India to be granted permanent recognition under the Securities Contract Regulation Act, 1956. On August 8, 2005, pursuant to a mandatory demutualization, Bombay Stock Exchange Limited was incorporated for the purpose of assisting, regulating or controlling the business of buying, selling or dealing in securities as a

recognized stock exchange and to succeed the Association of Persons. We were renamed BSE Limited in July 2011. We were created to own the exchange and to undertake all the necessary ancillary activities, and the former members became shareholders in the BSE. SEBI, by way of its order dated May 20, 2005 approved the Demutualisation Scheme. For further details of the Demutualisation Scheme please refer to "*History and Certain Corporate Matters — Demutualisation Scheme*" on page 169 of this Prospectus.

We derive revenue from a number of sources, including securities services, services to corporate, data dissemination fees, investments and deposits, and other sources. For FY 2014, FY 2015 and FY 2016 and the six months ended September 30, 2016, our revenue from operations on a restated consolidated basis was ₹ 2,667.9 million, ₹ 3,611.4 million, ₹ 4,265.4 million and ₹ 2,421.8 million, respectively, and our net profit after share of minority and share of loss of associate as restated on a restated consolidated basis was ₹ 1,351.9 million, ₹ 1,297.4 million, ₹ 1,225.3 million and ₹ 1,049.3 million, respectively.

Our Strengths

Strong brand recognition with a track record of innovation

Established in 1875, we are Asia's first stock exchange, and we believe that it is one of the most recognizable brand names in India. We believe that our global brand helps in attracting companies to our listing platforms and attracting retail investors and wholesale participants to our various market and data offerings. At the end of October 2016, we are the world's largest exchange by number of listed companies and India's largest and the world's 10th largest exchange by market capitalization, with US\$ 1.7 trillion in total market capitalization of listed companies. According to CARE Research, the BSE ranks third globally in terms of currency options and futures contracts traded in 2015, with 430 million currency derivatives traded. During the period FY 2014 to FY 2016, the total number of contracts traded in the currency market on the BSE increased from 87 million to 420 million. Further, our turnover from the interest rate derivatives market grew from ₹ 26 billion in FY 2014 to ₹ 1,141 billion in FY 2016. (Source: CARE Research Report)

We have built our brand by historically anticipating and responding to investor's needs through the introduction of new products and services. Examples of our past product innovations include BSE StAR and BSE SME. We introduced BSE StAR, our online platform for the placement of orders and redemptions of units in mutual funds, in December 2009, providing investors with a single platform to invest in and redeem from a wide selection of mutual fund schemes. As at September 30, 2016, BSE StAR offers a platform to invest in and redeem from 39 asset management companies ("AMCs") with 6,303 open-ended mutual fund schemes. We launched the BSE SME platform, a platform for the listing and trading in shares of small and medium enterprises ("SMEs"), in March 2012, and won the SKOCH Achiever Award for SME enablement in 2016. In addition, we are also developing BSE Hi-Tech, a platform for the listing and trading in shares of young, fast-growing companies, in order to provide them with equity capital to finance their growth. Moreover, we were the first exchange in India to offer free-float indices. In addition to innovative offerings such as these, we also provide a variety of hi-tech product and service offerings such as co-location services for algorithmic trading, intra asset management switches, direct pay-out to clients, multiple payment modes, overnight funds management for liquid mutual funds and XSIP, a platform for investing in systemic investment plans across mutual fund schemes. Our recent product initiatives include agreements with Korea Exchange and Bank of New York Mellon to explore and conduct joint research in areas such as the derivatives markets and support each other in the development of new products and to provide collateral management solutions, respectively. For more information, see "*Our Business—Alliances and Joint Ventures*" on page 156 of this Prospectus.

Diversified and integrated business model and active relationship with market participants

We operate a diversified and integrated business model including trading, clearing and settlement of products listed and traded on the BSE, as well as the provision of data products, IT services and solutions, the setting up of indices and training. We offer listing and trading of a wide variety of products including equity cash securities such as shares of companies and ETFs, units in closed-end mutual funds, corporate bonds and government securities, equity derivatives and currency derivatives, as well as services such as securities lending and borrowing, and platforms to facilitate offers to buy securities by listed companies and offers for sale of securities by substantial shareholders of listed companies. By providing such integrated services, we support market participants and members throughout

the entire life-cycle of a trade. Such an integrated approach benefits and keeps costs low for our participants and members by providing efficiencies that are associated with having a wide range of services.

Our diversified and integrated business model provides us with an active relationship with market participants. We continually monitor areas of potential improvement in our operations and consult actively with our members in order to remain as relevant and attractive for our users as possible. For example, we have jointly established a series of investor education programs with members and broker associations to have open communications with our members and to increase our exposure to investors. Moreover, in order to promote algorithmic traders, we bear the software license costs for algorithmic trading and market access, the infrastructure costs on co-location rack space, costs associated with algorithmic trading services at the co-location and internet connectivity between our co-location and our members' offices. Further, we believe that by allowing traders to buy and sell futures based on the same index on multiple venues, we will increase access for foreign investors to the growing Indian markets and also give Indian investors increased access to growth opportunities in key emerging markets across the world, thereby increasing participation in the Indian market. We plan to explore opportunities under the BRICS Exchange Alliance in order to do so and to further promote interaction and cooperation between the respective markets. Our efforts to actively engage with market participants have led to an increase in the number of unique members in our exchange, increasing from 1,375 as of the end of FY 2014 to 1,446 as of September 30, 2016.

State-of-the-art infrastructure and technology

We have electronic systems for entry, trading, clearing and settlement and depository services and we continually seek to improve our core IT capabilities, the reliability and consistency of which help us to maintain our competitive position.

Our electronic systems include (i) BOLT+, a fully-automated online trading platform through which all trades on the equity cash, equity derivatives and currency segments of our exchange are executed, and (ii) precision time protocol, a time synchronization standard that we adopted to ensure accurate and reliable time synchronization across our trading infrastructure. We have also implemented functional improvements to our infrastructure and technology, including tick-by-tick order data, multi-legged orders, and "straddle" strategies for currency derivatives and equity derivatives. Furthermore, all of our platforms are interconnected and operated through the same network and workstation, which helps to provide market participants with a seamless experience and efficient operations.

To boost investor confidence and transparency, we have also implemented our real-time risk management system, which conducts real time calculations of members' margins and limits. We also use the standard portfolio analysis of risk ("SPAN") margin system, an industry-standard margin system used by over 30 exchanges and clearing organizations worldwide that is designed to evaluate the overall risk in a portfolio and accurately match margins to risk.

We have an experienced team of internal IT professionals, supported by third party IT service providers, to operate and support our infrastructure and software as well as to create and implement new technologies.

Financial strength and diversified sources of revenue

In order to provide a stable stream of revenue to support our fiscal policy, we have sought to diversify our revenue streams. As an operator of a derivatives and securities exchange and clearing, settlement and depository services, we have multiple contact points with our members and market participants, providing us with the ability to generate revenue at multiple levels of our business. We derive revenue from a variety of sources including revenue from trading activities on the exchange, such as trading fees and trading tariffs, revenue from post-trade services, such as clearing, settlement, depository, custody and nominee service fees, and initial and recurring listing fees from equity, debt and derivative products, and subscription fees from data products.

Our mix of business provides us with diverse sources of revenue that are not all dependent on market volumes. For example, we not only generate market turnover-related revenue, such as transaction charges, auction charges and depository charges, but also non-market turnover-related revenue, such as investment income, training income, software income and rental income. In FY 2016, revenue from operations (comprised of revenue from securities services, services to corporate and data dissemination fees), income from investments and deposits and other income comprised of 64.8%, 28.8% and 6.4% of our total revenue, respectively. In the six months ended September 30,

2016, revenue from operations, income from investments and deposits and other income comprised of 63.2%, 29.0% and 7.9% of our total revenue, respectively.

At the end of October 2016, we are the world's largest exchange by number of listed companies and India's largest and the world's 10th largest exchange by market capitalization, with US\$ 1.7 trillion in total market capitalization of listed companies. According to CARE Research, the BSE ranks third globally in terms of currency options and futures contracts traded in 2015, with 430 million currency derivatives traded. During the period FY 2014 to FY 2016, the total number of contracts traded in the currency market on the BSE increased from 87 million to 420 million. Further, our turnover from the interest rate derivatives market grew from ₹ 26 billion in FY 2014 to ₹ 1,141 billion in FY 2016. (*Source: CARE Research Report*)

Our EBITDA margin for FY 2014, FY 2015, FY 2016 and the six months ended September 30, 2016 was 54.3%, 48.9%, 45.7% and 50.4%, respectively. Our profit after tax margin for FY 2014, FY 2015, FY 2016 and the six months ended September 30, 2016 was 25.5%, 20.8%, 18.6% and 27.4%, respectively.

Our Strategies

As India's largest exchange in terms of market capitalization of listed companies (*Source: CARE Research Report*), we must anticipate and react to investors' needs through improvements in efficiency and technology, lower costs, greater cross-border reach and increased access. Our strategies set out a roadmap towards being a competitive exchange across all asset classes.

To meet these needs and maintain and strengthen our market position, our key strategies are to:

Strengthen our position to become the exchange of choice in India and expand our cross-border reach by entering into strategic alliances

We intend to strengthen our position as a preferred exchange in India and expand our cross-border reach by entering into strategic alliances. For example, to expand our position in India, we have entered into a strategic partnership with S&P Dow Jones Indices LLC, USA ("**SPDJ**") to grow our index business by calculating, disseminating and licensing various of our index products, which has culminated in the formation of an India-based joint venture, Asia Index Pvt. Ltd.

Internationally, we have signed an agreement with Deutsche Börse whereby they sell and market BSE market data and information to international clients. Deutsche Börse also collaborates with us for product development and innovation, which includes extending its existing infrastructure and creating new market data solutions and infrastructure to support our product offerings.

Further, we are a member of the BRICS Exchanges Alliance, whereby leading exchanges in Brazil, Russia, India, China and South Africa cross-list futures products based on the flagship indices of each of the other exchanges. Similarly, options and futures based on the S&P BSE SENSEX are listed and traded on Eurex and the Dubai Gold and Commodities Exchange ("**DGCX**"), and we have entered into an MOU with the Korea Exchange ("**KRX**") to cooperate in other areas such as research, product development and information technology.

We also entered into an MOU with the Stock Exchange of Mauritius ("**SEM**") in July 2016, pursuant to which we and SEM agreed, among other initiatives, to explore mutual business development opportunities, to increase the number of listings on SEM's main board and SME platform by encouraging well-established Indian companies and other international companies to dual list on SEM's platforms, to collaborate on providing a platform for BSE-listed companies to raise funds for investments outside of India in US Dollars, the Euro, British Pounds or South African Rand and to establish trading of the S&P BSE SENSEX and other S&P BSE indices on SEM.

In addition, ICCL and Clearstream have agreed to collaborate on collateral management so that clearing members in ICCL can better manage their ICCL margin requirements resulting from trades executed on the BSE platform. Collateral can be pooled at Clearstream's integrated collateral management engine, the GLH, from assets held at Clearstream and partner agent banks. This collateral management solution enables foreign investors trading on the BSE platform to deposit and use AAA-rated foreign sovereign bonds as collateral with ICCL towards their margin requirements.

We have also partnered with the International Finance Corporation ("**IFC**"), a member of the World Bank Group, to develop a corporate governance scorecard, which allows companies to assess their corporate governance performance against national and international benchmarked practices. We partnered with the Centre for Monitoring Indian Economy ("**CMIE**") to provide high-frequency data on unemployment and consumer sentiment in India, which we launched in April 2016.

We believe that the enhanced ease of trading and access that results from such ventures will strengthen our ability to attract cross-border investors and issuers to our exchange. For more information, please see "*Our Business—Alliances and Joint Ventures*" on page 156 of this Prospectus.

Increase our variety and market share of derivative products

We actively evaluate products and asset classes outside our traditional focus areas in order to diversify our revenue sources. By doing so, we seek to continue to attract market participants and issuers and to capture the significant revenue potential that comes with a broader product line, particularly derivative products. We intend to continue to develop a full equity derivative product suite to meet derivative investors' needs through the introduction of new products, as well as through advancements in current products, such as interest rate and currency derivatives, index futures, index options, single stock futures and single stock options. In particular, we intend to focus on currency derivatives and to further increase our market share in this segment through initiatives such as introducing new products (such as index contracts, inter-currency spread contracts and cross-currency derivatives, in each case subject to regulatory approvals), increasing foreign portfolio investor ("**FPI**") participation and extending market timings for currency derivatives (subject to regulatory approval).

We are also looking to add commodity derivatives to our current portfolio of product offerings. We applied to SEBI on June 12, 2015 to seek their approval to commence trading in commodities derivatives products, and are currently awaiting SEBI's approval.

Diversify our product and service offerings and maintain new product innovation and development

We continually strive to diversify our product and service offerings to serve investors' needs by developing new products and bringing new types of financial instruments. For example, we are looking to offer indices and index-based products for national and international investors as part of our product development. Our recent and upcoming product innovations include BSE Hi-Tech, a platform for young, fast-growing companies to list and raise equity capital for their growth, which we are currently developing. In addition, we intend to enhance our current product offerings, such as BSE StAR, our mutual fund investment platform, by adding new purchase and settlement options for investors. The number of mutual fund schemes available on BSE StAR grew from 4,891 in FY 2014 to 5,724 in FY 2015 to 5,989 in FY 2016 and 6,303 in the first half of FY 2017.

In terms of our service offerings, we were appointed as the receiving office for primary issuances of sovereign gold bonds in May 2016. Sovereign gold bonds are government bonds, denominated in grams of gold, issued by the Reserve Bank of India ("**RBI**") on behalf of the Government of India. We also commenced "clean price" trading in August 2016, which is a pricing method for corporate bonds and government bonds in which interest accrued on the bond is automatically excluded from the price quoted on the exchange. The move to "clean price" trading on our exchange will align our debt markets with Indian over-the-counter markets and NDS-OM, which is a matching system for dealing in Indian government securities. We also recently developed a consumer sentiment index and high-frequency data on unemployment in India. Other examples of current initiatives that we have at various stages of development include the international exchange and international clearing corporation at GIFT City and an exchange in precious metals, gems and other related goods with the India Bullion and Jewellers Association ("**IBJA**").

Maintain and improve best-in-class platform infrastructure

Maintaining and improving our infrastructure is critical to our business, as it lays the foundation for future growth and expansion, provides our customers with a more efficient and accessible marketplace and enhances our competitiveness as an exchange operator on a global scale. We have regularly allocated substantial resources towards upgrading our information technology systems, with the over-arching goals of achieving higher capacity

and lower latency, improving market efficiency and transparency, enhancing user access and providing flexibility for future business growth and market needs.

We undertake to develop and to implement initiatives to maintain and improve our platform infrastructure in the future. We are considering consolidating our infrastructure and services by moving our key systems to private, public and hybrid cloud-based platforms, which will allow us to leverage infrastructure sharing, service utilization and host of other cloud-based facilities.

We prioritize the improvement in our cyber-security framework and information security management systems. We were identified as a National Critical Information Infrastructure by National Critical Information Infrastructure Protection Centre. We have also entered into an MOU with the Indian Institute of Technology, Kanpur ("**IITK**") in August 2016 pursuant to which IITK agrees to assist us in developing tools to strengthen our cyber security.

Establish an international exchange and an international clearing corporation at GIFT City

In January 2017 we began operating an international exchange and an international clearing corporation at GIFT City, a multi-services Special Economic Zone that is currently being developed as India's first international financial services centre. Our Board of Directors approved a macro business plan regarding the GIFT City Project in May 2016. In September 2016, we incorporated BSE International Exchange (IFSC) Limited, now India International Exchange (IFSC) Limited ("**IIEL**"), for the international exchange and BSE International Clearing Corporation (IFSC) Limited, now India International Clearing Corporation (IFSC) Limited ("**IIICCL**"), for the international clearing corporation. We have received approvals from the Joint Development Commissioner of the Kandla Special Economic Zone each dated September 30, 2016 to set up the international exchange and the international clearing corporation in GIFT City, subject to compliance with conditions specified in such approvals. Further, we have received letters from SEBI each dated December 30, 2016, granting recognition to the international exchange and the international clearing corporation under the SCRA, SECC Regulations and IFSC Guidelines for a period of one year commencing on December 29, 2016, subject to compliance with conditions specified in such approvals.

We submitted an application to SEBI dated December 16, 2016 for certain products to be traded on the international exchange and in January 2017 received approval from SEBI for single stock futures and stock index futures to trade on the international exchange. Subject to the receipt of the necessary further approvals, we intend for the international exchange to also offer a product portfolio spanning across (i) equity and index derivatives (including stock and index futures, which have already commenced trading), (ii) currency derivatives and (iii) commodity derivatives, but not including agricultural commodities. Pursuant to the SEBI circular dated November 28, 2016, we intend to provide these products in a single market structure. See risk factor 3, "*Risk Factors—Our operations in the international exchange and international clearing corporation in GIFT City are subject to contingencies and uncertainties*" on page 20 of this Prospectus for a description of uncertainties relating to the GIFT City Project.

We believe that the GIFT City Project will increase our brand's profile and also provide us with additional sources of revenue. Further, subject to the then prevailing market conditions, we propose that the international exchange shall also offer interest rate futures, fixed income securities issued by eligible issuers as defined under SEBI Guidelines on International Financial Services Centres and provide an electronic trading platform that facilitates (i) Indian companies to raise capital in foreign currency by issuing foreign currency denominated bonds and providing a trading platform to trade in such bonds, (ii) Indian start-ups to raise equity from foreign investors by getting listed on the international exchange and (iii) companies incorporated outside India to raise money by the issuance and listing of their equity shares on the international exchange.

In addition, IFSC Units along with its participants, which will include the Exchange, investors, clients and brokers and other service providers, will benefit from tax incentives offered by the Government. Under the Finance Act, 2016, IFSC Units and its participants will not be subject to several taxes levied by the Government of India.

We believe that our track record of operating an exchange and entering into partnerships and alliances with partners around the world will facilitate the operations of the GIFT City Project by us.

Capture growth in the underpenetrated Indian financial markets

We believe that with a growing young population in India, more investors are likely to enter the market in the coming years. In order to capture growth in the Indian market, we undertake routine outreach and advertising programs, such as through educational activities targeted towards youths to teach them about the benefits of investing in securities, and through investor awareness activities designed to facilitate an "equity culture" in India. In addition to investor outreach, we also plan to design platforms and products targeted towards specific demographics in India, such as a mobile phone enabled trading platform, targeted towards the growing number of mobile phone users in India.

We believe that our efforts in this regard align with the efforts of the Government of India, who have offered tax breaks and financial schemes to encourage securities investment. We believe that we are positioned, as a well-known exchange, to increase the number of investors trading on our exchange as first-time investors begin taking advantage of such government schemes. In addition, we plan to focus our education outreach programs, directly through the exchange as well as through our BSE Institute, on this section of first-time retail investors in order to increase our brand recognition and to encourage such investors to trade in BSE-listed securities. We, through BSE Institute, design and develop course offerings for investors that focus on business process knowledge and practical training, and also conduct certification programs for market professionals in the Asian, African and Middle East regions. We also run custom courses for businesses and colleges. Moreover, the Employee Provident Fund Organization ("**EPFO**") has recently started investing in ETFs, which is an indirect way of investment into the Indian stock market, and we expect more capital to flow into the market aiding in the stability of the stock market.

SUMMARY OF INDUSTRY

The information in this section has been extracted from various government publications and industry sources, specifically from the World Federation of Exchanges, World Bank (Global Economic Prospects, Divergences and Risks, July 2016), the CIA World Factbook, the Government of India's Ministry of Statistics and Programme Implementation Press Release 12 May 2016 (Quick Estimates of Index of Industrial Production and Use-Based Index for the Month of March, 2016), the Reserve Bank of India (Monetary Policy Report, April 2016 and its website) and CARE Research (Report on the Indian Stock Exchange Sector, December 2016). We specifically commissioned CARE Research to prepare an industry report on the Indian stock exchange sector for reference in this Prospectus. While we have exercised reasonable care in compiling and reproducing such official, industry, market and other data in this document, neither we, the Managers nor any other person connected with the Offer have independently verified this information and, accordingly, this information should not be relied on as if it had been so verified. Industry sources and publications generally state that the information contained therein has been obtained from sources generally believed to be reliable, but that their accuracy, completeness and underlying assumptions are not guaranteed and their reliability cannot be assured and, accordingly, investment decisions should not be based on such information. Unless otherwise stated, all years refer to calendar years.

General Overview of the Exchange Sector

Globally, there are over 70 major stock exchanges with a market capitalisation of more than US\$5 billion. The total global market capitalisation of WFE member exchanges (the "**WFE Exchanges**") aggregated to US\$68 trillion at the end of October 2016 (Source: World Federation of Exchanges). 16 of these stock exchanges had a market capitalisation of above US\$1 trillion each. Market capitalisation of these stock exchanges taken together accounted for 86% of the total global market capitalisation. (Source: CARE Research, Report on Indian Stock Exchange Sector, December 2016 ("**CARE Research Report**").

The Intercontinental Exchange: NYSE ("**ICE: NYSE**") dominates with a market capitalisation of about US\$18.2 trillion at the end of October 2016. In terms of turnover (defined as the value of shares traded), the Shanghai Stock Exchange topped the list with a turnover of about US\$21.3 trillion in 2015. The BSE Limited was the largest exchange in the world in terms of number of listed companies at the end of October 2016, with 5,868 companies. (Source: CARE Research Report)

The chart below shows the number of trades on the top 15 WFE Exchanges in the world by market capitalisation for the time periods indicated.

No.	Exchange	Country	Domestic Market Capitalisation					Value of Equity Trading (Electronic Order Book Transactions) ⁽¹⁾					
			As at December 31,					As at October 31,	For the year ended December 31,				
			2011	2012	2013	2014	2015	2016	2011	2012	2013	2014	2015
(U.S.\$ billions)													
1	ICE: NYSE.....	U.S.	11,796	14,086	17,950	19,351	17,787	18,153	18,027	13,443	13,700	15,868	17,477
2	Nasdaq - US	U.S.	3,845	4,582	6,085	6,979	7,281	7,475	12,724	9,784	9,585	12,237	12,515
3	Japan Exchange Group	Japan	3,541	3,681	4,543	4,378	4,895	5,104	4,161	3,606	6,516	5,444	5,541
4	Shanghai Stock Exchange	China	2,537	2,547	2,497	3,933	4,549	4,100	3,658	2,599	3,731	6,085	21,343
5	Euronext.....	EU	2,447	2,832	3,584	3,319	3,306	3,418	2,134	1,576	1,662	1,952	2,077
6	Shenzhen Stock Exchange	China	1,055	1,150	1,452	2,072	3,639	3,346	2,838	2,369	3,859	5,941	19,611
7	LSE Group.....	UK	3,266	3,397	4,429	4,013	3,879	3,322	2,837	2,194	2,233	2,771	2,651
8	Hong Kong Exchanges and Clearing.....	Hong Kong	2,258	2,832	3,101	3,233	3,185	3,277	1,445	1,106	1,323	1,521	2,126
9	TMX Group.....	Canada	1,912	2,059	2,114	2,094	1,592	1,924	1,542	1,357	1,371	1,408	1,185

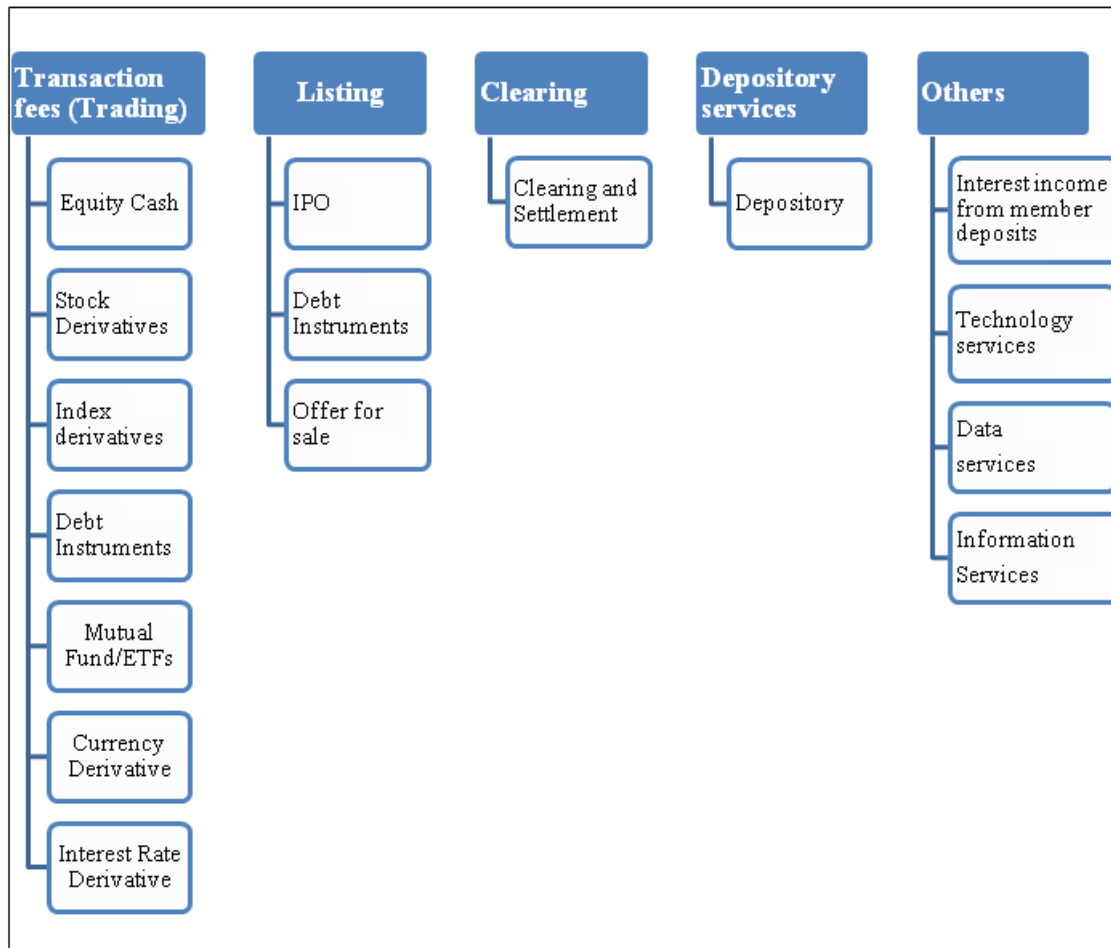
No.	Exchange	Country	Domestic Market Capitalisation						Value of Equity Trading (Electronic Order Book Transactions) ⁽¹⁾				
			As at December 31,					As at October 31,	For the year ended December 31,				
			2011	2012	2013	2014	2015	2016	2011	2012	2013	2014	2015
<i>(U.S.\$ billions)</i>													
10	BSE Limited.....	India	1,007	1,263	1,139	1,558	1,516	1,712	148	110	85	123	121
11	Deutsche Börse.....	Germany	1,185	1,486	1,936	1,739	1,716	1,692	1,758	1,276	1,335	1,470	1,556
12	National Stock Exchange of India.....	India	985	1,234	1,113	1,521	1,485	1,675	589	526	479	633	677
13	SIX Swiss Exchange.....	Switzerland	1,090	1,233	1,541	1,495	1,519	1,387	887	585	667	797	991
14	Korea Exchange	South Korea	996	1,179	1,235	1,213	1,231	1,288	2,029	1,518	1,285	1,350	1,930
15	Nasdaq Nordic Exchanges*	Sweden	842	996	1,269	1,197	1,268	1,228	828	587	626	723	755

*As at October 31, 2016, the Australian Securities Exchange has a domestic market capitalisation of U.S.\$ 1,265 billion, higher than that of the Nasdaq Nordic Exchanges.

(Source: WFE)

Revenue Sources of Global Exchanges

Global exchanges derive their revenue from several sources such as transaction fees, listing, clearing and depository services. The following chart shows various revenue streams of global exchanges:



(Source: CARE Research Report)

For both Indian exchanges, BSE and NSE, revenue mainly comes from securities services. Services to corporates, which primarily consists of listing income, also makes a significant contribution to revenues. Information services contribute little to the revenue for Indian exchanges, at about 4% to 5%. For exchanges in developed economies, information and data services generally account for 10% to 25% of total revenue. (Source: CARE Research Report)

The Exchange Sector in India

Key Growth Drivers

According to CARE Research, the key growth drivers for the stock exchange sector in India are:

Demographic Dividend: India's favourable demographics dividend is a major strength of the economy, not only in terms of a fast-growing population but also its favourable composition. According to the United Nations report "World Population Prospects: 2015 Revision", India's population is estimated to surpass China's population within a decade, even though the population growth rate has decelerated in both of these countries. Further, India's working age population (population in between 15 to 60 years) constitutes more than 60% of the overall population. A rising working age population results in a boost to consumer spending in the economy.

Participation by retail investors: Historically, one of the characteristics of the average Indian household towards savings and investments was its preference for physical assets such as gold and real estate. One of the reasons for Indian investors' low preference for equity over other asset classes is the low level of financial awareness. In recent years, equity investments by Indian investors is slowly increasing due to specific tax breaks for equity investors and financial awareness programmes conducted by mutual fund houses and stock exchanges. Further, the rise in Indian equity indices during the past two years has encouraged retail investors' confidence and, as a result, participation in the Indian equity markets, including mutual funds and other segments of the Indian capital markets. CARE expects India's working age population to rise in the coming years, which will be a growth driver for household savings. A portion of these increased savings are expected to be channelled towards Indian capital markets.

Initiatives by the Government of India: Last year, the Government of India allowed the Employee Provident Fund Organisation ("**EPFO**") to begin investing in equity markets to boost equity investments in India. EPFO investment in the stock market is expected to help the equity market as it gives greater stability and adds liquidity to the stock market. It also reduces dependency on FIIs. Along with LIC and domestic mutual fund companies, the EPFO can counterbalance FII investments.

Other measures, like the recent passage of the goods and services tax, which would simplify the tax structure in India, are expected to boost overall GDP growth in the medium to long term and are further positive steps for the overall growth of the Indian economy in the long term. The goods and services tax is expected to be implemented from April 1, 2017.

Another area where regulatory change would aid the growth of Indian exchanges is interoperability between different clearing corporations. There is currently no interoperability between the different clearing corporations in India. Interoperability would allow trading participants to clear trades through a clearing house convenient to them as against the current system, which requires investors to use the clearing house owned by the exchange on which they trade. This would result in efficient use of capital for trading members who take positions on multiple stock exchanges.

In addition, in its recent announcement, the union cabinet has given its approval to raise the foreign shareholding limit in Indian stock exchanges from 5% to 15% for a stock exchange, depository, banking company, an insurance company and a commodity derivative exchange. This will help to enhance competitiveness of Indian stock exchanges by facilitating the adoption of the latest technologies and global best practices; leading to the overall growth and development of the Indian capital markets.

Demonetisation: In November 2016, the Government of India withdrew the usage of all ₹ 500 and ₹ 1,000 notes as legal tender and introduced new ₹ 500 and ₹ 2,000 notes in an attempt to remove black money and counterfeit currency. CARE Research expects the overall impact of demonetisation on the various sectors of the economy to be mixed. Given the unprecedented nature of the policy and the continued and evolving policy measures by the RBI and the Government of India, there is uncertainty regarding the effects of demonetisation in the near term and the duration of such effects. Although the stock market in the short-term has witnessed downward pressure due to the negative sentiments towards demonetisation, CARE expects demonetisation to be beneficial for the domestic capital markets in the long run.

Global inflow of funds: Given the rise in the Indian capital markets, 269 new Foreign Portfolio Investors ("**FPIs**") registered with SEBI in April 2016. The new registration is facilitated by a change in regulations, which granted FPIs granted permanent registration unless suspended or cancelled by SEBI or surrendered by the FPI. Going forward, CARE Research expects foreign investors to consider India as one of the preferred global investment destinations given its macro-economic stability, long-term growth prospects and ongoing economic and social reforms. With India's GDP growing at a rate of 7% to 8% in the current financial year, India is one of the fastest growing economies in the world. Compared to the relatively muted growth of other major global economies, CARE Research expects the growth of the Indian economy to attract foreign investments in coming years. Global events such as Brexit are also expected to attract new investors to India given slower growth in the European continent.

Introduction of new products and initiatives: Even though stock exchanges in India have seen business growth in the past, there are product gaps which exist in certain segments. There is room to introduce innovative derivative products like weather derivatives, energy derivatives and credit derivatives, which are currently traded in major exchanges worldwide. The availability of such new products would bring additional business volumes on the

exchanges. Also as per SEBI norms, foreign institutional investors are not permitted to trade in currency futures. Going forward, gradual easing of this restriction by the regulatory bodies could add further volumes to the currency market.

In October 2011, exchanges from Brazil, Russia, India, China (represented by Hong Kong) and South Africa formed an alliance to cross-list their respective equity-based products. It is expected that that such international tie-ups will offer a strong growth opportunity for Indian stock exchanges.

In the case of commodity markets, future growth could be achieved through the introduction of more agricultural commodities and also other global commodities for trading. Further, participation by mutual funds and banks in commodity markets in future would facilitate long term growth of these exchanges.

Revival in the rural economy: After two to three years of insufficient rains, India has registered above-average rainfall in the current monsoon season so far. This would have a positive impact on agricultural output, which is turn is expected to drive down the consumer price inflation in India. Lower inflation would translate into a benign interest rate regime, which would be positive for stock market growth. A revival in rural economy will further facilitate India's economic growth.

(Source: CARE Research Report)

The two major stock exchanges in India are the BSE and the NSE. The market capitalisation of both stock exchanges has gradually increased in line with a rise in trading activities and increasing share prices for listed companies. As at the end of September 2016, the market capitalisation of BSE increased by 17% on a year-on-year basis while the market capitalisation of NSE increased by 14% on a year-on-year basis. *(Source: CARE Research Report)*

From FY2012 to FY2016, the number of shares traded on both exchanges combined grew by 30%. The steady growth of the Indian economy, growing awareness regarding the stock market, increased participation by foreign institutional players as well as domestic retail investors and increased penetration of share market trading services across India are some of the key factors which contributed to this growth. During the first half of FY2017, the number of shares traded on BSE declined by 9% on a year-on-year basis, while the number of shares traded on NSE increased by 22% on a year-on-year basis. *(Source: CARE Research Report)*

For BSE and NSE, revenue is primarily derived from securities services and services to corporates, which primarily consists of listing income. Information services contribute little to the revenue of Indian exchanges, contributing to approximately 4% to 5%. On the other hand, information services generally account for 10% to 25% of the total revenue for exchanges in developed economies. *(Source: CARE Research Report)*

Products Traded on Major Indian Exchanges

The BSE and NSE offer trading primarily in equity, debt instruments, exchange traded funds and derivative products of equities, interest rate and currencies. Commodity trading activity in India is dominated by Multi Commodity Exchange and National Commodity Exchange. *(Source: CARE Research Report)*

Trend of Different Asset Classes and Segments

Equity Cash

The turnover in the equity cash segment on the BSE and NSE increased during FY2012 to FY2016. The growth in turnover was a result of the growth in number of trades. During the first half of FY2017, the turnover of the equity cash segment of BSE declined by 3% on a year-on-year basis whereas the turnover of the equity cash segment of the NSE increased by 10% on a year-on-year basis. During FY2012 to FY2016, the number of trades on the BSE rose from 323.5 million trades to 407.5 million trades while the number of trades on the NSE increased from 1,437.7 million trades to 1,851.8 million trades. *(Source: CARE Research Report)*

Equity Derivatives

The equity derivatives market, which accounts for more than 85% of the total traded turnover on Indian exchanges, has seen greater participation by investors since FY2012. (Source: CARE Research Report)

Currency Derivatives

The currency derivatives market in India is still in its nascent stage. The currency derivatives segment in India commenced in August 2008 with USD-INR Futures. Subsequently, SEBI approved trading in currency futures contracts on EUR-INR, GBP-INR and JPY-INR pairs and currency options contracts on USD-INR in 2010. Investors are increasingly allowed to participate in this market. (Source: CARE Research Report)

BSE did not have a currency derivatives segment until November 2013. While NSE has continued to be the market leader in this segment, BSE has moved into second position surpassing MSEI and has significantly closed the gap against NSE. BSE has increased its market share from 33% during September 2015 to 39% during August 2016. (Source: CARE Research Report)

Interest Rate Derivatives

Another key global financial market which has witnessed increased market participation in India, is that of interest rate derivatives market. Interest rate derivatives are part of the currency derivatives segment and has been a smaller sub-segment of the currency derivative segment. However, in FY2014 to FY2016, the turnover in this segment increased significantly from ₹302 billion to ₹5,264 billion on the NSE and ₹26 billion to ₹1,141 billion for the BSE. (Source: CARE Research Report)

Corporate Debt

Compared to the equity cash and equity derivative markets, the corporate debt market in India is relatively new. With large corporates increasingly preferring to raise funds through the debt market over bank loans and increased investor interest in high quality corporate securities (bonds, debentures, commercial paper), the number of contracts traded in the corporate debt market in the BSE and NSE has grown steadily during FY2012 to FY2016. This segment witnessed strong growth in FY2015 due to increased investor interest in Indian corporate debt markets, issuance of bonds by better-rated Indian corporates and an improved regulatory framework. (Source: CARE Research Report)

Primary Market

The number of listed companies in the BSE and the NSE has grown over the period of FY2012 to FY2016, resulting in the rise of market capitalisation of both exchanges. From 5,133 companies listed on BSE in FY2012, this number has increased to 5,911 in FY2016. On NSE, the number of listed entities increased from 1,646 in FY 2012 to 1,808 in FY2016. As at the end of September 30, 2016, there were 5,844 and 1,822 listed entities on the BSE and NSE, respectively. (Source: CARE Research Report)

Commodities

Another relatively new asset class traded on Indian exchanges is commodities. Although commodity trading has existed for a long time, it is still at an early stage in India. India has a predominantly agrarian economy and has a long history of commodity trading. However, it has gradually declined due to various factors such as droughts, periods of scarcity and certain Government policies. The Multi Commodity Exchange and the National Commodity Exchange are the dominant exchanges for commodity products. (Source: CARE Research Report)

Clearing Corporations

Regulatory change allowing interoperability between different clearing corporations would aid the growth of Indian exchanges. There is currently no interoperability between the different clearing corporations in India. Interoperability would allow trading participants to clear trades through a clearing house convenient to them as against the current system, which requires investors to use the clearing house owned by the exchange on which they

trade. This would result in efficient use of capital for trading members who take positions on multiple stock exchanges. *(Source: CARE Research Report)*

Depositories

There are two depositories in India, Central Depository Services (India) Ltd. ("**CDSL**") and National Securities Depository Ltd. ("**NSDL**"). As on September 30, 2016, CDSL and NSDL had 11,470,441 and 15,026,604 active accounts, respectively and held Rs. 15,434 billion and Rs. 133,133 billion in total value of dematerialised securities, respectively. *(Source: CARE Research Report)*

SUMMARY FINANCIAL INFORMATION

You should read the summary restated consolidated financial information presented below in conjunction with our audited restated consolidated financial information as of and for the six months ended September 30, 2016 and the fiscal years ended March 31, 2016, 2015, 2014, 2013 and 2012 including the notes thereto and reports thereon, each included in this Prospectus.

Restated Unconsolidated Summary Statement of Assets and Liabilities

(₹ in million)

Particulars	As at September 30, 2016	As at March 31, 2016	As at March 31, 2015	As at March 31, 2014	As at March 31, 2013	As at March 31, 2012
I - EQUITY AND LIABILITIES						
(1) Shareholders' Funds						
(a) Share Capital	107.4	107.4	107.3	103.8	103.7	103.5
(b) Reserves and Surplus	23,332.8	22,428.7	21,925.9	20,747.8	20,445.8	20,528.8
	23,440.2	22,536.1	22,033.2	20,851.6	20,549.5	20,632.3
(2) Share Application Money Pending Allotment	0.1	0.1	0.1	0.1	0.1	0.1
(3) Non-current Liabilities						
(a) Deferred Tax Liabilities (Net)	-	-	25.1	90.3	52.7	50.1
(b) Other Long-term Liabilities	303.8	292.3	236.9	68.1	100.6	90.5
(c) Deposits from Trading Members	172.5	190.0	190.0	310.0	2,435.0	2,530.0
	476.3	482.3	452.0	468.4	2,588.3	2,670.6
(4) Current Liabilities						
(a) Trade Payables						
(i) Total outstanding dues of Micro, Small and Medium Enterprises	-	-	-	-	-	-
(ii) Total outstanding dues of creditors other than Micro, Small and Medium Enterprises	649.4	545.7	452.8	334.5	288.3	476.2
(b) Other Current Liabilities	6,193.9	4,946.4	5,025.9	3,718.6	3,284.8	3,325.9
(c) Short-term Provisions	237.5	666.1	794.0	549.8	562.6	810.6
	7,080.8	6,158.2	6,272.7	4,602.9	4,135.7	4,612.7
TOTAL	30,997.4	29,176.7	28,758.0	25,923.0	27,273.6	27,915.7
II - ASSETS						
(1) Non-current Assets						
(a) Fixed Assets						
(i) Tangible Assets	1,223.6	1,301.6	1,208.3	702.2	788.8	762.9
(ii) Intangible Assets	179.0	190.4	291.9	196.5	166.1	105.3
(iii) Capital Work-in-progress	74.6	6.0	30.5	324.6	191.9	168.7
(iv) Intangible Assets Under Development	14.9	10.9	6.1	12.2	-	34.0
	1,492.1	1,508.9	1,536.8	1,235.5	1,146.8	1,070.9
(b) Deferred Tax Assets (net)	25.7	26.0	-	-	-	-
(c) Non-current Investments	16,145.9	16,235.5	14,419.9	13,594.4	10,597.3	8,125.0
(d) Long Term Loans and Advances	637.1	817.8	566.9	606.5	414.2	244.9
(e) Other Non-current Assets	5.7	14.9	21.0	29.0	18.5	14.7
	16,814.4	17,094.2	15,007.8	14,229.9	11,030.0	8,384.6
(2) Current Assets						
(a) Current Investments	3,337.9	2,448.1	4,265.1	2,840.5	2,462.9	3,185.3
(b) Trade Receivables	403.7	294.1	263.0	240.1	234.0	301.5
(c) Cash and Bank Balances	7,859.0	7,294.6	7,004.8	6,889.5	11,993.4	14,643.2
(d) Short-term Loans and Advances	383.1	72.3	316.6	118.6	138.0	83.9

Particulars	As at September 30, 2016	As at March 31, 2016	As at March 31, 2015	As at March 31, 2014	As at March 31, 2013	As at March 31, 2012
(e) Other Current Assets	707.2	464.5	363.9	368.9	268.5	246.3
	12,690.9	10,573.6	12,213.4	10,457.6	15,096.8	18,460.2
TOTAL	30,997.4	29,176.7	28,758.0	25,923.0	27,273.6	27,915.7

Restated Unconsolidated Summary Statement of Profit and Loss

(₹ in million)

Particulars	For the six months ended September 30, 2016	For the year ended				
		March 31, 2016	March 31, 2015	March 31, 2014	March 31, 2013	March 31, 2012
I Revenue from Operations:						
Trading Members	614.3	774.5	742.8	540.3	649.6	703.9
Services to Corporates	801.9	1,611.1	1,053.9	591.4	579.1	762.8
Other Operating Income	-	-	260.0	-	-	-
Data Dissemination Fees	123.2	224.2	219.3	204.1	224.0	207.7
	1,539.4	2,609.8	2,276.0	1,335.8	1,452.7	1,674.4
II Income From Investments and Deposits	997.1	2,340.4	1,867.5	1,689.2	1,667.0	2,099.0
III Other Income	199.1	208.7	248.3	303.3	269.4	254.6
IV Total Revenue (I + II + III)	2,735.6	5,158.9	4,391.8	3,328.3	3,389.1	4,028.0
V Expenses:						
Employee Benefits Expense	347.2	585.7	552.9	491.5	416.5	461.8
Finance Costs	0.6	1.6	2.2	1.7	7.3	10.3
Depreciation and Amortization Expense	220.0	563.8	521.6	265.7	245.0	296.8
Administration and Other Expenses	1,059.8	2,007.1	1,925.3	1,167.1	1,307.3	1,186.8
Total Expenses	1,627.6	3,158.2	3,002.0	1,926.0	1,976.1	1,955.7
VI Profit before Exceptional Items and Tax (IV- V)	1,108.0	2,000.7	1,389.8	1,402.3	1,413.0	2,072.3
VII Exceptional Items:						
Liquidity Enhancement Incentive Program Scheme	-	172.4	342.5	612.9	955.4	604.9
Settlement Guarantee Fund (25% Transfer of Profit)	207.9	514.3				
Voluntary Retirement Scheme	-	-	127.7	-	-	-
Others	-	46.0	21.8	-	-	-
Total Exceptional Items	207.9	732.7	492.0	612.9	955.4	604.9
VIII Profit before tax (VI- VII)	900.1	1,268.0	897.8	789.4	457.6	1,467.4
IX Tax expense:						
(1) Current Tax	85.3	-	189.7	24.9	56.8	333.5
(2) Minimum Alternate Tax Credit Entitlement	(47.3)	-	-	(20.9)	-	-
(3) Deferred Tax	0.3	(51.1)	(48.4)	37.7	2.6	17.9
Total	38.3	(51.1)	141.3	41.7	59.4	351.4
Profit after tax (VIII - IX)	861.8	1,319.1	756.5	747.7	398.2	1,116.0
Restatement Adjustments	-	-	-	-	-	-
(Refer Annexure V)						

Particulars	For the six months ended September 30, 2016	For the year ended					
		March 31, 2016	March 31, 2015	March 31, 2014	March 31, 2013	March 31, 2012	
X	Net Profit after tax as restated	861.8	1,319.1	756.5	747.7	398.2	1,116.0
XI	Earnings Per Equity Share (EPS) (face value of ₹ 2/- each)						
	Before Exceptional Items and Extraordinary Items						
	Basic and Diluted EPS	18.28*	32.94	19.81	21.97	19.74	28.84
	After Exceptional Items and Extraordinary Items						
	Basic and Diluted EPS	15.79*	24.16	13.86	14.14	7.53	21.11

* Not Annualised

Restated Unconsolidated Summary Statement of Cash Flows

(₹ in million)

Particulars	For the six months ended September 30, 2016	For the year ended				
		March 31, 2016	March 31, 2015	March 31, 2014	March 31, 2013	March 31, 2012
A. CASH FLOW FROM OPERATING ACTIVITIES						
Profit before tax (as restated)	900.1	1,268.0	897.8	789.4	457.6	1,467.4
<i>Adjustments for:</i>						
Depreciation and Amortisation Expenses	220.0	563.8	521.6	265.7	245.0	296.8
Unrealised loss on Foreign Exchange	-	-	-	0.6	-	-
Loss/(Profit) on Sale / Disposal of Fixed Assets (Net)	(0.1)	(0.7)	2.5	24.2	0.8	(1.4)
Finance Costs	0.6	1.6	2.2	1.7	7.3	10.3
Loss / (Profit) on Sale of Investments (Net)	9.8	(63.7)	(1.8)	(2.5)	(31.1)	(225.5)
Amortisation of Discount and Premium (Net)	15.4	26.8	0.9	20.3	41.4	49.0
Interest Income	(703.6)	(1,325.7)	(1,384.8)	(1,293.2)	(1,520.5)	(1,764.5)
Dividend Income	(308.9)	(977.8)	(481.8)	(413.8)	(156.8)	(158.0)
Provision for Diminution in Value of Long term Investment	(21.9)	5.9	77.2	0.2	10.5	-
Provision for Diminution in Value of Current Investment	-	-	-	(0.1)	-	-
Provision for Doubtful Trade Receivables and Bad Debts written off	41.6	26.5	1.8	18.2	15.3	-
Provision for Compensated Absences	19.3	22.1	31.8	6.7	5.6	15.5
Operating profit / (loss) before working capital changes (as restated)	172.3	(453.2)	(332.6)	(582.6)	(924.9)	(310.4)
Movements in Working Capital						
(Increase) / Decrease in Trade Receivables	(151.2)	(57.6)	(15.5)	(24.9)	52.2	(113.4)
(Increase) / Decrease in Loans and Advances	(305.0)	239.0	(136.8)	31.2	(15.5)	(69.5)
(Increase) / Decrease in Other Assets	9.2	6.1	8.0	(10.5)	(5.5)	(13.0)
Increase / (Decrease) in Trade Payables	103.7	93.1	72.2	46.3	(187.9)	(168.6)
Increase / (Decrease) in Other Liabilities	1,394.8	(361.4)	580.5	50.4	27.2	279.5
	1,051.5	(80.8)	508.4	92.5	(129.5)	(85.0)
Cash generated from / (used in) Operations	1,223.8	(534.0)	175.8	(490.1)	(1,054.4)	(395.4)
Direct taxes (paid)/ received (net of refunds/ payment)	238.1	(279.1)	(83.1)	(209.2)	(227.5)	(380.7)
Net Cash generated from / (used in) Operating	1,461.9	(813.1)	92.7	(699.3)	(1,281.9)	(776.1)

Particulars	For the six months ended September 30, 2016	For the year ended				
		March 31, 2016	March 31, 2015	March 31, 2014	March 31, 2013	March 31, 2012
Activities						
B. CASH FLOW FROM INVESTING ACTIVITIES						
Fixed Assets						
Purchase of fixed assets, including intangible assets, capital work in progress and capital advances	(235.7)	(582.2)	(661.4)	(351.8)	(263.9)	(323.4)
Proceeds from sale of fixed assets	1.1	1.8	1.4	7.1	1.1	2.7
Investments						
Investment in Subsidiary and Joint Venture	-	-	-	(51.1)	(3,060.0)	(40.0)
Purchase of other long term Investments	(232.6)	(4,036.4)	(1,934.6)	(4,556.1)	(1,751.4)	(1,221.0)
Proceeds from other long term Investments	969.0	1,448.0	1,500.4	2,265.0	1,917.3	2,007.1
Net Decrease / (Increase) in Current Investment	(1,539.9)	2,439.5	(2,011.5)	(956.3)	858.1	3,382.8
Fixed Deposits with Banks						
Net Decrease / (Increase) in Fixed Deposits with Banks	(766.2)	264.9	1,362.5	4,374.6	3,560.7	(4,564.4)
Interest Received	504.3	1,214.8	1,446.1	1,148.1	1,541.7	1,719.4
Dividend Received	308.9	977.8	481.8	413.8	156.8	158.0
Net Cash generated from Investing Activities	(991.1)	1,728.2	184.7	2,293.3	2,960.4	1,121.2
C. CASH FLOW FROM FINANCING ACTIVITIES						
Finance Cost	(1.5)	(2.0)	(2.5)	-	(7.3)	(10.3)
Increase / (Decrease) in Trading Member and Other Deposits	17.6	21.7	120.8	(1,973.8)	(112.9)	32.1
Dividend and taxes paid thereon	(483.3)	(937.3)	(432.1)	(445.6)	(723.6)	(491.6)
Share Issue Expenses	-	(10.4)	-	-	-	-
Net Cash used in Financing Activities	(467.2)	(928.0)	(313.8)	(2,419.4)	(843.8)	(469.8)
Net Increase / (Decrease) in Cash and Cash Equivalents (A+B+C)	3.6	(12.9)	(36.4)	(825.4)	834.7	(124.7)
Cash and Cash Equivalents at the beginning of the year / period	21.3	34.2	43.9	869.3	34.6	330.1
Add : Bank Balance transferred under scheme of arrangement (refer note 4)	-	-	26.7	-	-	-
Less: Bank Balance transferred under scheme of arrangement (refer note 3)	-	-	-	-	-	170.8
Cash and Cash Equivalents at the end of the year / period*	24.9	21.3	34.2	43.9	869.3	34.6
* Cash and cash equivalents at the end of the year / period comprises (Refer note 16)						
i. Cash on Hand	-	-	-	-	-	0.1
ii. Balances with Banks						
In Current Accounts	24.9	21.3	34.2	43.9	559.3	34.5
In Deposit Accounts with original maturity of 3 months	-	-	-	-	310.0	-
	24.9	21.3	34.2	43.9	869.3	34.6

Restated Consolidated Summary Statement of Assets and Liabilities

(₹ in million)

Particulars	As at September 30, 2016	As at March 31, 2016	As at March 31, 2015	As at March 31, 2014	As at March 31, 2013	As at March 31, 2012
I - EQUITY AND LIABILITIES						
(1) Shareholders' Funds						
(a) Share Capital	107.4	107.4	107.3	103.8	103.7	103.5
(b) Reserves and Surplus	25,421.8	24,385.4	24,501.6	23,603.9	22,785.7	22,093.8
	25,529.2	24,492.8	24,608.9	23,707.7	22,889.4	22,197.3
(2) Core Settlement Guarantee Fund	1,920.6	1,760.5	1,112.6	56.3	8.1	2.2
(3) Share Application Money Pending Allotment	0.1	0.1	0.1	0.1	0.1	0.1
(4) Minority Interest	2,277.2	2,223.1	1,986.4	1,875.4	1,733.3	1,553.2
(5) Non-current Liabilities						
(a) Deferred Tax Liabilities (Net)	2.4	1.5	26.7	95.9	55.3	56.1
(b) Long-term Borrowings	-	18.8	35.6	13.1	-	-
(c) Other Long-term Liabilities	537.0	520.6	449.9	286.3	316.9	292.9
(d) Long-term Provisions	11.2	8.0	7.7	4.2	3.7	8.9
(e) Deposits from Trading Members	172.5	190.0	190.0	310.0	2,435.0	2,530.0
	723.1	738.9	709.9	709.5	2,810.9	2,887.9
(6) Current Liabilities						
(a) Short-Term Borrowings	-	-	-	-	8.7	3,060.5
(b) Trade Payables						
(i) Total outstanding dues of Micro, Small and Medium Enterprises	-	-	-	-	-	-
(ii) Total outstanding dues of creditors other than Micro, Small and Medium Enterprises	774.1	696.6	580.5	469.5	370.8	430.8
(c) Other Current Liabilities	12,936.8	11,391.2	12,144.0	13,308.9	11,026.2	8,402.1
(d) Short-term Provisions	362.3	766.5	831.1	581.7	600.8	833.2
	14,073.2	12,854.3	13,555.6	14,360.1	12,006.5	12,726.6
TOTAL	44,523.4	42,069.7	41,973.5	40,709.1	39,448.3	39,367.3
II - ASSETS						
(1) Goodwill on Consolidation	850.4	850.4	850.4	850.4	850.4	850.4
(2) Non-current Assets						
(a) Fixed Assets						
(i) Tangible Assets	1,396.8	1,434.5	1,363.0	851.1	880.2	881.8
(ii) Intangible Assets	178.6	185.0	292.3	201.9	206.5	103.5
(iii) Capital Work-in- progress	74.6	6.0	30.5	324.2	200.6	168.7
(iv) Intangible Assets Under Development	18.1	20.3	6.1	14.5	4.4	34.0
	1,668.1	1,645.8	1,691.9	1,391.7	1,291.7	1,188.0
(b) Non-current Investments	13,639.2	15,250.8	14,102.3	11,252.3	5,273.2	8,186.2
(c) Deferred Tax Assets (net)	114.1	107.8	63.1	47.4	54.1	32.1
(d) Long term Loans and Advances	1,006.7	1,203.9	856.3	790.6	563.5	306.6
(e) Other Non-current Assets	5.7	15.0	21.0	29.3	18.8	14.7
	14,765.7	16,577.5	15,042.7	12,119.6	5,909.6	8,539.6
(3) Current Assets						
(a) Current Investments	8,000.2	5,372.8	8,659.5	10,611.0	8,262.9	5,687.9
(b) Trade Receivables	638.9	479.9	360.0	344.3	344.0	338.9
(c) Cash and Bank Balances	16,920.9	16,100.8	14,524.8	14,694.6	20,484.3	22,202.5
(d) Short-term Loans and Advances	543.2	197.0	247.0	168.8	149.0	109.7

Particulars	As at September 30, 2016	As at March 31, 2016	As at March 31, 2015	As at March 31, 2014	As at March 31, 2013	As at March 31, 2012
(e) Other Current Assets	1,136.0	845.5	597.2	528.7	2,156.4	450.3
	27,239.2	22,996.0	24,388.5	26,347.4	31,396.6	28,789.3
TOTAL	44,523.4	42,069.7	41,973.5	40,709.1	39,448.3	39,367.3

Restated Consolidated Summary Statement of Profit and Loss

(₹ in million)

Particulars	For the six months ended September 30, 2016	For the year ended				
		March 31, 2016	March 31, 2015	March 31, 2014	March 31, 2013	March 31, 2012
I Revenue from Operations:						
Securities Services	1,496.7	2,430.1	2,336.5	1,872.4	1,936.3	2,183.0
Services to Corporates	801.9	1,611.1	1,053.9	591.4	579.1	762.8
Data Dissemination Fees	123.2	224.2	221.0	204.1	223.8	207.7
	2,421.8	4,265.4	3,611.4	2,667.9	2,739.2	3,153.5
II Income From Investments and Deposits	1,111.8	1,896.5	2,225.7	2,182.7	2,356.3	2,223.5
III Other Income	301.1	420.8	410.4	447.6	433.9	409.6
IV Total Revenue (I + II + III)	3,834.7	6,582.7	6,247.5	5,298.2	5,529.4	5,786.6
V Expenses:						
Employee Benefits Expense	640.0	1,115.5	998.7	853.7	772.4	749.2
Finance Costs	6.0	6.7	6.6	3.8	24.5	13.6
Depreciation and Amortization Expense	246.1	616.8	587.7	323.5	283.1	340.7
Administration and Other Expenses	1,263.6	2,462.1	2,195.7	1,570.0	1,648.3	1,439.0
Total Expenses	2,155.7	4,201.1	3,788.7	2,751.0	2,728.3	2,542.5
VI Profit before Exceptional items, Extraordinary Items and Tax (IV- V)	1,679.0	2,381.6	2,458.8	2,547.2	2,801.1	3,244.1
VII Exceptional Items:						
Liquidity Enhancement Incentive Programme Scheme	-	172.4	342.5	612.9	955.4	604.9
Settlement Guarantee Fund (25% Transfer of Profit)	207.9	514.3	-	-	-	-
Voluntary Retirement Scheme	-	-	143.2	-	23.7	-
Loss on sale of Strategic Investment	-	64.3	-	-	-	-
Reversal of Contribution to Depository Investor Protection Fund	-	(331.0)	-	-	-	-
Others	-	46.0	21.8	-	-	-
Total Exceptional Items	207.9	466.0	507.5	612.9	979.1	604.9
VIII Profit before Extraordinary Items and Tax (VI- VII)	1,471.1	1,915.6	1,951.3	1,934.3	1,822.0	2,639.2
IX Tax expense:						
(1) Current Tax	305.3	434.4	506.3	314.1	399.6	626.2
(2) Minimum Alternate Tax Credit Entitlement	(76.2)	(34.9)	-	(21.5)	-	-
(3) Deferred Tax	(5.5)	(75.4)	(68.5)	47.3	(22.7)	16.4
Total	223.6	324.1	437.8	339.9	376.9	642.6
X Net Profit after Tax before Extraordinary Items as Restated (VIII- IX)	1,247.5	1,591.5	1,513.5	1,594.4	1,445.1	1,996.6
XI Extraordinary Items	-	-	-	(5.7)	4.9	-

Particulars	For the six months ended September 30, 2016	For the year ended				
		March 31, 2016	March 31, 2015	March 31, 2014	March 31, 2013	March 31, 2012
XII Profit after Tax & Extraordinary Items (X-XI)	1,247.5	1,591.5	1,513.5	1,600.1	1,440.2	1,996.6
XIII Share of Minority	198.2	363.5	213.3	244.1	248.5	268.1
XIV Share of Loss of Associate	-	2.7	2.8	4.1	3.3	4.1
XV Net profit after Share of Minority and Share of Loss of Associate as Restated	1,049.3	1,225.3	1,297.4	1,351.9	1,188.4	1,724.4
XVI Earnings Per Equity Share (EPS) (face value of ₹ 2/- each)						
Before Exceptional Items and Extraordinary Items						
Basic and Diluted EPS	21.71*	29.84	29.90	33.34	35.04	40.34
After Exceptional Items and Extraordinary Items						
Basic and Diluted EPS	19.22*	22.45	23.77	25.57	22.48	32.61

* Not Annualised

Restated Consolidated Summary Statement of Cash Flows

(₹ in million)

PARTICULARS	For the six months ended September 30, 2016	For the year ended				
		March 31, 2016	March 31, 2015	March 31, 2014	March 31, 2013	March 31, 2012
A. CASH FLOW FROM OPERATING ACTIVITIES						
Profit before Extraordinary Items and Tax (as restated)	1,471.1	1,915.6	1,951.3	1,934.3	1,822.0	2,639.2
Adjustments for						
Depreciation and Amortisation Expenses	246.1	616.8	587.7	323.5	283.1	340.7
Extraordinary items	-	-	-	8.5	(7.3)	-
Unrealised loss on Foreign Exchange	-	-	-	0.6	-	-
Loss/(Profit) on Sale/ Disposal of Assets (Net)	(0.1)	0.9	1.8	23.3	2.2	(0.2)
Finance Cost	6.0	6.7	6.6	3.8	24.5	13.6
Contribution to Core SGF	67.4	174.1	257.9	-	-	-
Investment Income on Core SGF	92.7	120.9	-	-	-	-
Penalties/ Contribution received towards Settlement Guarantee Fund from Members	-	7.3	3.4	9.5	4.4	2.2
Loss/ (Profit) on Sale of Investments (Net)	(148.9)	(17.1)	(112.6)	(221.3)	(262.5)	(330.5)
Amortisation of Discount and Premium (Net)	15.3	21.1	(5.8)	15.6	41.4	49.0
Interest Income	(892.3)	(1,746.4)	(1,966.3)	(1,809.1)	(2,042.1)	(1,852.8)
Dividend Income	(76.1)	(154.1)	(141.0)	(167.9)	(93.1)	(89.2)
Provision for Diminution in Value of Long Term Investment	(21.4)	20.6	62.5	0.2	11.2	-
Provision for Diminution in Value of Current Investment	(2.8)	2.9	(7.5)	6.8	-	-
Provision for Doubtful Trade Receivables and Bad Debts written off	41.6	60.4	30.0	35.1	41.7	-
Provision for Compensated Absences	28.7	37.0	39.8	10.8	12.3	15.5
Operating profit before working capital changes (as restated)	827.3	1,066.7	707.8	173.7	(162.2)	787.5
Movements in Working Capital						

PARTICULARS	For the six months ended September 30, 2016	For the year ended				
		March 31, 2016	March 31, 2015	March 31, 2014	March 31, 2013	March 31, 2012
(Increase) / Decrease in Trade Receivables	(200.6)	(180.3)	(36.5)	(36.0)	(46.8)	(37.3)
(Increase) / Decrease in Loans and Advances	(290.6)	42.5	(40.1)	(19.6)	(26.8)	(34.8)
(Increase) / Decrease in Other Assets	13.5	(42.8)	(59.0)	110.2	18.1	(68.9)
Increase / (Decrease) in Trade Payables	77.5	116.3	65.1	98.8	(60.0)	(309.4)
Increase / (Decrease) in Other Liabilities	1,688.4	(760.5)	(1,685.4)	1,949.2	2,664.7	(617.6)
	1,288.2	(824.8)	(1,755.9)	2,102.6	2,549.2	(1,068.0)
Cash Generated from/ (used in) Operations	2,115.5	241.9	(1,048.1)	2,276.3	2,387.0	(280.5)
Direct taxes paid (net of refunds)	22.7	(733.1)	(480.1)	(547.9)	(648.6)	(688.7)
Net Cash from/ (used in) Operating Activities	2,138.2	(491.2)	(1,528.2)	1,728.4	1,738.4	(969.2)
B. CASH FLOW FROM INVESTING ACTIVITIES						
Fixed Assets						
Purchase of fixed assets, including intangible assets, capital work in progress and capital advances	(297.6)	(623.4)	(725.8)	(445.9)	(314.3)	(346.6)
Proceeds from sale of fixed assets	1.0	2.0	3.6	17.5	3.5	3.2
Investments						
Net Decrease/ (Increase) in long term investment	1,617.7	(1,374.2)	(2,991.6)	(5,905.0)	2,651.9	277.1
Net Decrease/ (Increase) in current investment	(2,475.7)	3,300.9	2,071.6	(304.7)	(4,131.4)	3,438.2
Fixed Deposits with Banks						
Net Decrease / (Increase) in Fixed Deposits with Banks	(2,022.4)	(1,300.9)	3,234.2	4,129.5	556.8	(2,507.1)
Interest Received	645.2	1,487.8	1,954.1	1,593.1	2,140.3	1,744.9
Dividend Received	76.1	154.1	141.0	167.9	93.1	89.2
Net Cash generated from/ (used in) Investing Activities	(2,455.7)	1,646.3	3,687.1	(747.6)	999.9	2,698.9
C. CASH FLOW FROM FINANCING ACTIVITIES						
Proceeds from sale of equity share of subsidiary of CDSL	-	-	9.7	10.0	15.0	102.5
(Repayment of) / Proceeds from Long term borrowing	(8.8)	(16.8)	22.5	13.1	-	-
Proceeds of Short term borrowings from banks	-	-	-	-	-	3,059.9
Repayment of Short term borrowings from banks	-	-	-	(8.7)	(3,051.8)	-
Payment for Investment in Subsidiary	-	-	-	(50.0)	(20.0)	(40.0)
Finance Cost	(6.9)	(7.1)	(6.9)	(2.1)	(24.5)	(13.6)
Increase/ (Decrease) in Trading Member and Other Deposits	18.9	60.9	126.9	(2,066.6)	(92.4)	46.0
Dividend and taxes paid thereon	(538.5)	(1,116.9)	(494.9)	(494.9)	(737.4)	(491.6)
Dividend and tax on dividend paid related to Minority	(144.1)	(126.7)	(112.0)	(112.0)	(83.4)	(66.8)
Share Issue Expenses	-	(10.4)	-	-	-	-
Net Cash from/ (used in) Financing Activities	(679.4)	(1,217.0)	(454.7)	(2,711.2)	(3,994.5)	2,596.4
Net Increase / (Decrease) in Cash and Cash Equivalents (A+B+C)	(996.9)	(61.9)	1,704.2	(1,730.4)	(1,256.2)	4,326.1
Cash and Cash Equivalents at the beginning of the year period	3,376.3	3,438.2	1,707.3	3,437.7	4,693.9	367.8
Add : Bank Balance transferred under scheme of arrangement (refer note 3)	-	-	26.7	-	-	-

PARTICULARS	For the six months ended September 30, 2016	For the year ended				
		March 31, 2016	March 31, 2015	March 31, 2014	March 31, 2013	March 31, 2012
Cash and Cash Equivalents at the end of the year/ period*	2,379.4	3,376.3	3,438.2	1,707.3	3,437.7	4,693.9
* Cash and cash equivalents at the end of the year/ period comprises (Refer note 19)						
i. Cash on Hand	-	0.1	-	-	-	0.2
ii. Cheques in Hand	-	3.1	-	6.6	7.1	-
iii. Balances with Banks						
In Current Accounts	1,144.4	1,594.1	685.3	1,175.1	855.5	93.7
In Deposit Accounts with original maturity of 3 months	1,235.0	1,779.0	2,752.9	525.6	2,575.1	4,600.0
	2,379.4	3,376.3	3,438.2	1,707.3	3,437.7	4,693.9

Non-GAAP Financial Information and Financial Ratios

The following table presents EBITDA for the periods indicated

	Six months ended September 30, 2016	Year ended March 31,				
		2016	2015	2014	2013	2012
		(₹ in million)				
EBITDA						
<i>EBITDA⁽¹⁾</i>	1,931.1	3,005.1	3,053.1	2,874.5	3,108.7	3,598.4

(1) We define EBITDA as restated net profit after share of minority and share of loss of associate plus (i) share of loss of associate, (ii) share of minority, (iii) extraordinary items, (iv) tax expense, (v) total exceptional items, (vi) finance costs and (vi) depreciation and amortisation. The table below reconciles our restated profit for the year under Indian GAAP to our definition of EBITDA:

	Six months ended September 30, 2016	Year ended March 31,				
		2016	2015	2014	2013	2012
		(₹ in million)				
Net profit after share of minority and share of loss of associate	1,049.3	1,225.3	1,297.4	1,351.9	1,188.4	1,724.4
Add:						
Share of loss of associate	-	2.7	2.8	4.1	3.3	4.1
Share of minority	198.2	363.5	213.3	244.1	248.5	268.1
Extraordinary items	-	-	-	(5.7)	4.9	-
Tax expense	223.6	324.1	437.8	339.9	376.9	642.6
Total exceptional items	207.9	466.0	507.5	612.9	979.1	604.9
Finance costs	6.0	6.7	6.6	3.8	24.5	13.6
Depreciation and amortisation	246.1	616.8	587.7	323.5	283.1	340.7
EBITDA	1,931.1	3,005.1	3,053.1	2,874.5	3,108.7	3,598.4

EBITDA is not a calculation required by or presented in accordance with Indian GAAP or U.S. GAAP. EBITDA is a supplemental measure of our operating performance and should not be considered as an alternative to net profit as an indicator of our operating performance or an alternative to operating cash flows as a measure of our liquidity. Moreover, you should be aware that EBITDA as we define may not be

comparable with similarly-titled measured reported by other companies, due to difference in the components of the calculations. We believe that EBITDA facilitates comparisons on our performance from period to period by eliminating potential differences caused by variations in capital structures (affecting finance costs), tax positions (impacting net tax expenses) and the age and booked depreciation and amortisation of assets (affecting depreciation and amortisation). We present EBITDA because we believe that it is frequently used by securities analysts, investors and other interested parties in evaluating companies, many of whom present such non-GAAP measures when reporting their results.

The following table presents certain financial ratios for the periods indicated:

	Six months ended September 30,					
	Year ended March 31,					
	2016	2016	2015	2014	2013	2012
Financial ratios						
<i>Return on average equity</i> ⁽¹⁾	8.4%	5.0%	5.4%	5.8%	5.3%	7.9%
<i>Return on capital employed</i> ⁽²⁾	11.0%	8.2%	8.7%	9.7%	10.2%	12.2%
<i>EBITDA margin</i> ⁽³⁾	50.4%	45.7%	48.9%	54.3%	56.2%	62.2%
<i>Profit after tax margin</i> ⁽⁴⁾	27.4%	18.6%	20.8%	25.5%	21.5%	29.8%

- (1) Calculated as (i) restated net profit after share of minority and share of loss of associate divided by (ii) the average of shareholders' funds at the end of the period and at the end of the prior period. The figure for the six months ended September 30, 2016, is presented on an annualized basis by multiplying the result of the aforementioned calculation by (i) 365 divided by (ii) 183, being the number of days in the six months ended September 30, 2016.
- (2) Calculated as (i) restated profit before exceptional items, extraordinary items and tax, divided by (ii) (a) total assets minus (b) current liabilities. The figure for the six months ended September 30, 2016, is presented on an annualized basis by multiplying the result of the aforementioned calculation by (i) 365 divided by (ii) 183, being the number of days in the six months ended September 30, 2016.
- (3) Calculated as EBITDA divided by total revenue.
- (4) Calculated as restated profit after share of minority and share of loss of associate divided by total revenue.

THE OFFER

Offer of Equity Shares⁽¹⁾	15,427,197 [^] Equity Shares aggregating to ₹ 12,434.32 million
<i>of which</i>	
QIB Portion ⁽²⁾⁽³⁾	Not more than 7,713,598 Equity Shares available for allocation on a proportionate basis
<i>of which</i>	
(i) Anchor Investor Portion ⁽²⁾	4,628,158 Equity Shares
(ii) Balance available for allocation to QIBs other than Anchor Investors	3,085,440 Equity Shares
<i>of which</i>	
Available for allocation to Mutual Funds only (5% of the QIB Portion (excluding the Anchor Investor Portion))	154,272 Equity Shares
Balance of QIB Portion for all QIBs including Mutual Funds	2,931,168 Equity Shares
Non-Institutional Portion ⁽³⁾	Not less than 2,314,080 Equity Shares available for allocation on proportionate basis
Retail Portion ⁽³⁾	Not less than 5,399,519 Equity Shares available for allocation in accordance with the ICDR Regulations
Equity Shares pre and post Offer	
Equity Shares outstanding prior to the Offer	53,678,172 Equity Shares*
Equity Shares outstanding after the Offer	53,678,172 Equity Shares*

[^] Subject to finalisation of Basis of Allotment.

*In addition to the 53,678,172 Equity Shares forming a part of the paid up share capital of the Exchange, allotment of 910,000 Equity Shares of our issued capital are held in abeyance. For further details on Equity Shares held in abeyance, please see "Capital Structure - Equity Shares held in abeyance" on page 82 of this Prospectus.

(1) The Offer has been authorised by the Board pursuant to its resolution passed on May 5, 2016 and the Shareholders pursuant to the resolution dated June 24, 2016.

The Selling Shareholders severally and not jointly, specifically confirm that their portion of the Offered Shares, are eligible in accordance with the ICDR Regulations. The Selling Shareholders have consented to the inclusion of their respective Offered Shares by way of their respective Selling Shareholders' Consent Letters. For further details, please see "Annexure A - List of Selling Shareholders" on page 656 of this Prospectus.

(2) *The Exchange in consultation with the Managers, has allocated up to 60% of the QIB Portion to Anchor Investors on a discretionary basis. One-third of the Anchor Investor Portion was reserved for domestic Mutual Funds, subject to valid Bids received from domestic Mutual Funds at or above the Anchor Investor Allocation Price.*

(3) *Subject to valid Bids received at or above the Offer Price, undersubscription, if any, in any category, except in the QIB Portion, would be allowed to be met with spill over from any other category or combination of categories at the discretion of the Exchange and the Managers and NSE.*

For further details including restrictions on shareholding under the SECC Regulations, please see “*Terms of the Offer*”, “*Offer Procedure*” and “*Regulations and Policies in India*” on pages 580, 590 and 162, respectively, of this Prospectus.

GENERAL INFORMATION

The Exchange was corporatised and demutualised in accordance with the Demutualisation Scheme. The Exchange was incorporated as a public limited company under the name of “Bombay Stock Exchange Limited” under the Companies Act, 1956 and received a certificate of incorporation dated August 8, 2005. Further, the Exchange received a certificate of commencement of business dated August 12, 2005. The name of the Exchange was subsequently changed to “BSE Limited” and the Exchange received a fresh certificate of incorporation pursuant to change of name dated July 8, 2011.

For further details, please see “*History and Certain Corporate Matters*” on page 169 of this Prospectus and for details of the business of the Exchange, please see “*Our Business*” on page 133 of this Prospectus.

Registered and Corporate Office of the Exchange

25th Floor, P.J. Towers
 Dalal Street
 Mumbai 400 001
 Maharashtra, India.
 Telephone: +91 (22) 2272 1233/ 34
 Facsimile: +91 (22) 2272 1003
 Email: bse.ipo@bseindia.com
 CIN: U67120MH2005PLC155188
 Website: www.bseindia.com

There have been no changes to our Registered Office since incorporation.

Address of the Registrar of Companies

The Exchange is registered with the Registrar of Companies, Maharashtra, situated at 100, Everest, Marine Drive, Mumbai 400 002, Maharashtra, India.

Board of Directors

The following table sets out the details regarding our Board as on the date of filing of this Prospectus:

Name and Designation	Age	DIN	Address
<p><i>Sudhakar Rao</i></p> <p><i>Designation:</i> Chairman and Public Interest Director</p> <p><i>Occupation:</i> Professional</p>	67	00267211	Apartment D, 1 st Floor, Spring Leaf Apartments No. 6 Brunton Cross Road Bengaluru 560 025 Karnataka, India
<p><i>Ashishkumar Manilal Chauhan</i></p> <p><i>Designation:</i> Managing Director and Chief Executive Officer</p> <p><i>Occupation:</i> Service</p>	48	00898469	43, Tenirife Co-op Housing Society, 20, Little Gibbs Road, Malabar Hill, Mumbai – 400 006 Maharashtra, India
<p><i>Dhirendra Swarup</i></p> <p><i>Designation:</i> Public Interest Director</p> <p><i>Occupation:</i> Professional</p>	72	02878434	A-9, 13B, Vasant Vihar New Delhi 110 057 Delhi, India
<p><i>Kasturirangan Krishnaswamy</i></p> <p><i>Designation:</i> Public Interest Director</p> <p><i>Occupation:</i> Professional</p>	76	01749241	A 1002, Alder Godrej, Woodsman Estate, Bellary Road Bangalore 560 024 Karnataka, India

Name and Designation	Age	DIN	Address
Sethurathnam Ravi <i>Designation:</i> Public Interest Director <i>Occupation:</i> Professional	57	00009790	D-218, Saket, New Delhi 110 017 Delhi, India
Sumit Bose <i>Designation:</i> Public Interest Director <i>Occupation:</i> Professional	62	03340616	Flat No. 902, Tower 21, Common Wealth Games Village, Near Akshardham, Lakshmi Nagar, New Delhi 110092 Delhi, India
Vikramajit Sen <i>Designation:</i> Public Interest Director <i>Occupation:</i> Professional	66	00866743	E 13, Kalindi Colony, Delhi 110 065, India
Rajeshree Rajnikant Sabnavis <i>Designation:</i> Shareholder Director <i>Occupation:</i> Professional	46	06731853	903, Akruti Erica, 9 th Floor, Shradhanand Road, Vile Parle (East) Mumbai 400 057 Maharashtra, India
Sriprakash Kothari <i>Designation:</i> Shareholder Director <i>Occupation:</i> Professional	59	06824003	11 Walnut Street Lexington MA 02421 USA
Thomas Lars Bendixen <i>Designation:</i> Shareholder Director <i>Occupation:</i> Service	55	03595996	Flat A, 38 Bedford Place London WC1B5JH GB
Usha Sangwan <i>Designation:</i> Shareholder Director <i>Occupation:</i> Service	58	02609263	B6, Jeevan Jyot, Nepeansea Road, Setalvad lane Mumbai 400 036 Maharashtra India

For further details in relation to our Directors, please see “*Our Management*” on page 177 of this Prospectus.

Company Secretary and Compliance Officer

Prajakta Powle

25th Floor, P. J. Towers
Dalal Street
Mumbai 400 001
Maharashtra, India
Telephone: +91 (22) 2272 1233
Facsimile: 91 (22) 2272 1003
E-mail: prajakta.powle@bseindia.com

Chief Financial Officer

Nayan Mehta

25th Floor, P. J. Towers
Dalal Street
Mumbai 400 001
Maharashtra, India
Telephone: +91 (22) 2272 1233
Facsimile: +91 (22) 2272 1003
E-mail: nayan.mehta@bseindia.com

Bidders can contact the Compliance Officer and the Registrar to the Offer in case of any pre-Offer or post-Offer related problems such as non-receipt of letters of Allotment, non-credit of Allotted Equity Shares in the respective beneficiary account, non-receipt of refund orders or non-receipt of funds by electronic mode.

Additionally, for redressal of complaints, Bidders may also write to the Managers. All complaints, queries or comments received by SEBI shall be forwarded to the Managers, who shall respond to such complaints.

All grievances may be addressed to the Registrar to the Offer, with a copy to the relevant Designated Intermediary with whom the Bid cum Application Form was submitted, quoting the full details such as the name and address of the sole or First Bidder, date and number of the Bid cum Application Form, Bidders' DP ID, Client ID, PAN, number of Equity Shares applied for, name and address of the relevant Designated Intermediary where the Bid cum Application Form was submitted by the Bidder.

Further, the Bidders shall also enclose a copy of the Acknowledgement Slip duly received from the Designated Intermediaries in addition to the documents/information mentioned hereinabove.

Global Co-ordinators and Book Running Lead Managers	
<i>Edelweiss Financial Services Limited</i> 14th Floor, Edelweiss House Off. C.S.T Road, Kalina Mumbai 400 098, India Telephone: + 91 (22) 4009 4400 Facsimile : +91 (22) 4086 3610 Email: bse.ipo@edelweissfin.com Investor grievance id: customerservice.mb@edelweissfin.com Website: www.edelweissfin.com Contact person: Viral Shah / Sandeep Maheshwari SEBI registration number: INM0000010650	<i>Axis Capital Limited</i> 1 st Floor, Axis House C 2 Wadia International Centre Pandurang Budhkar Marg Worli Mumbai 400 025, India Telephone: +91 (22) 4325 2183 Facsimile: +91 (22) 4325 3000 Email: bse.ipo@axiscap.in Investor grievance id: complaints@axiscap.in Website: www.axiscapital.co.in Contact person: Simran Gadh SEBI registration number: INM000012029
<i>Jefferies India Private Limited</i> 42/43, 2 North Avenue Maker Maxity Bandra-Kurla Complex Bandra (East) Mumbai 400 051, India Telephone: +91 (22) 4356 6000 Facsimile: +91 (22) 6765 5595 Email: bse.ipo@jefferies.com Investor grievance id: india.investor.grievance@jefferies.com Website: www.jefferies.com Contact Person: Abinand Rajan SEBI registration number: INM000011443	<i>Nomura Financial Advisory and Securities (India) Private Limited</i> Ceejay House, Level 11 Plot F, Shivsagar Estate Worli Mumbai 400 018, India Telephone: +91 (22) 4037 4037 Facsimile: +91 (22) 4037 4111 Email: bseipo@nomura.com Investor grievance id: investorgrievances-in@nomura.com Website: www.nomuraholdings.com Contact person: Sumit Sukhramani / Chirag Shah SEBI registration number: INM000011419
Book Running Lead Managers	

<p>Motilal Oswal Investment Advisors Private Limited Motilal Oswal Tower Rahimtullah Sayani Road Opposite Parel ST Depot Prabhadevi Mumbai 400 025, India Telephone: +91 (22) 3980 4200 Facsimile: +91 (22) 3980 4315 Email: bse.ipo@motilaloswal.com Investor grievance id: moiapredressal@motilaloswal.com Website: http://www.motilaloswalgroup.com Contact person: Subrat Kumar Panda SEBI registration number: INM000011005</p>	<p>SBI Capital Markets Limited 202, Maker Tower 'E' Cuffe Parade Mumbai 400 005, India Telephone: + 91 (22) 2217 8300 Facsimile: + 91 (22) 2218 8332 Email: bse.ipo@sbicaps.com Investor grievance id: investor.relations@sbicaps.com Website: www.sbicaps.com Contact person: Aditya Deshpande SEBI registration number: INM000003531</p>	<p>SMC Capitals Limited 302-303, Enterprise Centre Vile Parle (East) Mumbai 400 099, India Telephone: +91 (22) 6648 1818 Facsimile: +91 (22) 6648 1850 Email: bse.ipo@smccapitals.com Investor grievance id: investor.grievance@smccapitals.com Website: www.smccapitals.com Contact person: Satish Mangutkar SEBI registration number: MB/INM000011427</p>
Co-Book Running Lead Manager		
<p>Spark Capital Advisors (India) Private Limited No.2, 'Reflections' Leith Castle Centre Street Santhome High Road Chennai 600 028 Telephone: +91 (22) 6176 6811 Facsimile: +91 (44) 4344 0090 Email: bse.ipo@sparkcapital.in Investor grievance id: investorgrievance@sparkcapital.in Website: www.sparkcapital.in Contact person: Nikhil Kookada SEBI registration number: INM000011138</p>		
Syndicate Members		
<p>Edelweiss Securities Limited 2nd Floor, M.B. Towers Plot No. 5, Road No. 2 Banjara Hills Hyderabad 500 034 Telephone: +91 (22) 4063 5569 Facsimile : +91 (22) 6747 1347 Email: bse.ipo@edelweissfin.com Website: www.edelweissfin.com Contact person: Prakash Boricha SEBI registration number: BSE: INB011193332 NSE: INB231193310 MSEI: INB261193396</p>	<p>Motilal Oswal Securities Limited Motilal Oswal Tower, Rahimtullah Sayani Road Opposite Parel ST Depot, Prabhadevi Mumbai 400 025 Telephone: +91 (22) 3027 8129 Facsimile : +91 (22) 3980 4315 Email: bse.ipo@motilaloswal.com, santosh.patil@motilaloswal.com Website: http://www.motilaloswalgroup.com Contact person: Santosh Patil SEBI registration number: BSE: INB011041257 NSE: INB231041238</p>	
<p>SBICAP Securities Limited Marathon Futorex, 12th floor, A&B Wing N. M. Joshi Marg, Lower Parel Mumbai 400 013 Telephone: +91 (22) 4227 3300/ +91 93246 34624 Facsimile: +91 (22) 4227 3390 Email: archana.dedhia@sbicapsec.com Website: www.sbismart.com Contact person: Archana Dedhia SEBI registration number: NSE INB231052938 BSE INB011053031</p>	<p>SMC Global Securities Limited 17, Netaji Subhash Marg Opp. Golcha Cinema, Daryaganj, New Delhi 110 002 Telephone: +91 (11) 6662 3300/ +91 98186 20470 Facsimile : +91 (11) 2326 3297 Email: mkg@smcindiaonline.com, neerajkhanna@smcindiaonline.com Website: www.smctradeonline.com Contact person: Mahesh Gupta SEBI registration number: INB23/07714-31</p>	

<p>SPA Securities Limited 101A, Mittal Court, Nariman Point, Mumbai 400 021 Telephone: +91 (22) 4043 9000 Facsimile : +91 (22) 2280 1247 Email: complianceofficer@spasecurities.com Website: www.spasecurities.com Contact person: Swati Maheshwari SEBI registration number: NSE: INB231178238 BSE: INB011178234</p>	
Legal Counsel to the Exchange as to Indian law	
<p>AZB & Partners AZB House Peninsula Corporate Park Ganpatrao Kadam Marg Lower Parel, Mumbai 400 013 Maharashtra, India. Telephone: + 91 (22) 6639 6880 Facsimile: + 91 (22) 6639 6888</p>	<p>Legal Counsel to the Managers as to Indian law Nishith Desai Associates C-5, Defence Colony New Delhi -110 024, India Telephone: +91 (11) 4906 5000 Facsimile: +91 (11) 4906 5001</p>
Legal Counsel to the Selling Shareholders as to Indian Law	
<p>M/s. Crawford Bayley & Co. State Bank Buildings 4th Floor N.G. N. Vaidya Marg Fort Mumbai 400 023 Maharashtra, India. Telephone : + 91 (22) 2266 3353 Facsimile : + 91 (22) 2266 3978</p>	
International Legal Counsel to the Managers	
<p>Clifford Chance Pte Ltd Marina Bay Financial Centre 25th Floor, Tower 3, 12 Marina Boulevard, Singapore 018982. Telephone: +65 6410 2200 Facsimile: +65 6410 2288</p>	
Registrar to the Offer	
<p>Karvy Computershare Private Limited Karvy Selenium Tower B Plot 31-32, Gachibowli Financial District, Nanakramguda Hyderabad 500 032 Telangana, India Telephone: +91 (40) 6716 2222 Facsimile: +91 (40) 2343 1551 E-mail: bse.ipo@karvy.com Investor Grievance ID: einward.ris@karvy.com Website: https://karisma.karvy.com/ Contact Person: M Murali Krishna / R. Williams SEBI Registration No.: INR000000221</p>	
Escrow Collection Bank, Refund Bank and Public Offer Account Bank	
<p>Axis Bank Limited Jeevan Prakash Building, Sir P. M. Road Fort, Mumbai 400 001 Telephone: +91 (22) 4086 7336/ 7474 Facsimile: +91 (22) 4086 7327/ 7378</p>	

E-mail: fort.operationshead@axisbank.com
Contact Person: Anil Kanekar
Website: www.axisbank.com

Statutory Auditors to the Exchange

M/s Deloitte Haskins and Sells LLP., Chartered Accountants

Indiabulls Finance Centre
Tower 3, 32nd Floor
Elphinstone Mills Compound
Senapati Bapat Marg
Elphinstone Road (W)
Mumbai 400 013
Maharashtra, India.
Telephone: +91 (22) 6185 5819
Facsimile: +91 (22) 6185 4501
E-mail: kjmehta@deloitte.com

Bankers to the Exchange

HSBC Limited

6th Floor, 52/60 MG Road
Fort
Mumbai 400001
Maharashtra, India.
Telephone: +91 (22) 2268 1018
Facsimile: +91 (22) 4914 6211
Contact person: Mayur Modi
Website: www.hsbc.co.in
E-mail: mayurmodi@hsbc.co.in

Bank of India

Stock Exchange Branch
Phiroze Jeejeehoy Towers
Ground Floor, Dalal Street
Fort, Mumbai 400 001
Maharashtra, India.
Telephone: +91 (22) 2272 2400
Facsimile: +91 (22) 2272 1782 / +91 (22) 2272 1788
Website: www.bankofindia.co.in
Email: stockexchange.mumbaisouth@bankofindia.co.in
Contact Person: Biswajit Mishra

Corporation Bank

Veena Chambers
21, Dalal Street
Fort
Mumbai 400 023
Maharashtra, India.
Telephone: +91 (22) 2265 1744
Facsimile: +91 (22) 2267 2101
Email: cb0024@corporationbank.co.in
Website: www.corpbank.com
Contact Person: Gopinath K

HDFC Bank Limited

Trade World, 'A' Wing
2nd Floor, Kamala Mills Compound
Senapati Bapat Marg
Lower Parel (W)
Mumbai 400 013
Maharashtra, India.
Telephone: +91 (22) 2498 8484
Facsimile: +91 (22) 4080 4711
Email: sharman.dandekar@hdfcbank.com
Website: www.hdfcbank.com
Contact Person: Sharman Dandekar

ICICI Bank Limited

Capital Market Division
1st Floor, 122
Mistry Bhavan
Dinshaw Wacha Road
Backbay Reclamation
Churchgate
Mumbai 400 020
Maharashtra, India.
Telephone: +91 (22) 2285 9912
Facsimile: +91 (22) 2261 1138
Contact Person: Kiran Shirke
Email: kiran.shirke@icicibank.com
Website: www.icicibank.com

Yes Bank Limited

YES Bank Tower
IFC 2, 19th Floor
Elphinstone (West)
Senapati Bapat Marg
Mumbai 400 013
Maharashtra, India.
Telephone: +91 (22) 7100 9342
Facsimile: +91 (22) 2421 4513
Contact Person: Dharmil Ajmera
Email: dharmil.ajmera@yesbank.in
Website: www.yesbank.in

Punjab National Bank BO Bandra Kurla Complex Pargati Tower, Plot No. C-9 G Block, BKC Bandra East Mumbai 400 051 Maharashtra, India. Telephone: +91 (22) 2653 0197 Facsimile: +91 (22) 2653 0198 Contact Person: T.K. Ghai Email: bo7538@pnb.co.in / asba@pnb.co.in Website: www.pnbindia.in	The Federal Bank Limited 32, Mumbai Samachar Marg Fort Mumbai 400 001 Maharashtra, India. Telephone: +91 (22) 2265 4455 Facsimile: +91 (22) 2265 4464 Contact Person: Joy Thomas Email: bbya@federalbank.co.in Website: www.federalbank.co.in
---	--

Designated Intermediaries

Self Certified Syndicate Banks

The list of banks that have been notified by SEBI to act as SCSBs under the BTI Regulations for the ASBA process in accordance with the ICDR Regulations is provided on the website of SEBI at <http://www.sebi.gov.in/sebiweb/home/list/5/33/0/0/Recognised-Intermediaries> and updated from time to time. For details of the list of branches of the SCSBs named by the respective SCSBs to receive the ASBA Forms from the Designated Intermediaries and as updated from time to time, please refer to the above mentioned link.

Syndicate SCSB Branches

In relation to Bids submitted under the ASBA process to a member of the Syndicate, the list of branches of the SCSBs at the Specified Locations named by the respective SCSBs to receive deposits of Bid cum Application Forms from the members of the Syndicate is available on the website of SEBI (<http://www.sebi.gov.in/sebiweb/home/list/5/33/0/0/Recognised-Intermediaries>) and updated from time to time.

Registered Brokers/ Registrar and Share Transfer Agents/ CDPs

The list of the Registered Brokers, Registrar and Share Transfer Agents, CDPs including details such as postal address, telephone number and e-mail address, are provided on the websites of the Exchange and the NSE at http://www.bseindia.com/Markets/PublicIssues/brokercentres_new.aspx?expandable=3 and http://www.nseindia.com/products/content/equities/ipo/ipo_mem_terminal.htm for Registered Brokers at <http://www.bseindia.com/Static/Markets/PublicIssues/RtaDp.aspx?expandable=6> and https://www.nse-india.com/products/content/equities/ipo/asba_procedures.htm for Registrar and Share Transfer Agents and CDPs, as updated from time to time.

For further details, please see “Offer Procedure” on page 590 of this Prospectus.

Inter-se allocation of responsibilities:

The responsibilities and co-ordination by the Managers for various activities in the Offer are as follows:

Activity	Responsibility	Co-ordination
Capital structuring, positioning strategy and due diligence of the Company including its operations/management/business plans/legal etc. Drafting and design of the Draft Red Herring Prospectus, Red Herring Prospectus, Prospectus including a memorandum containing salient features of the Prospectus. The Managers shall ensure compliance with stipulated requirements and completion of prescribed formalities with the Stock Exchanges, RoC and SEBI including finalisation of Prospectus and RoC filing.	Managers	Edelweiss
Drafting and approval of all statutory advertisement.	Managers	Edelweiss
Drafting and approval of all publicity material other than statutory advertisement as mentioned above including media monitoring, corporate advertising, brochure,	Managers	Jefferies

Activity	Responsibility	Co-ordination
etc.		
Appointment of Intermediaries - Registrar to the Offer, Advertising Agency, Printers and Banker(s) to the Offer and Monitoring Agency and coordinating with them for execution of their respective agreements.	Managers	Axis
Marketing and road-show presentation and preparation of frequently asked questions for the road show team	Managers	Nomura
Domestic institutional marketing of the Offer, which will cover, inter alia: (a) Institutional marketing strategy; (b) Finalising the list and division of domestic investors for one-to-one meetings; and (c) Finalising domestic road show and investor meeting schedule	Managers	Axis
International Institutional marketing of the Offer, which will cover, inter alia: (a) Institutional marketing strategy; (b) Finalising the list and division of international investors for one-to-one meetings; and (c) Finalising international road show and investor meeting schedule	Managers	Jefferies
Retail marketing of the Offer which will cover, inter alia: (a) Finalising media, marketing and public relations strategy; (b) Finalising centres for holding conferences for press and brokers; (c) Follow-up on distribution of publicity and Offer material including form, the Prospectus and deciding on the quantum of the Offer material; and (d) Finalising collection centres	Managers	Edelweiss
Non-institutional marketing of the Offer	Managers	Edelweiss
Coordination with Stock Exchanges for book building software, bidding terminals and mock trading and payment of STT on behalf of Selling Shareholders	Managers	Nomura
Managing the book and finalization of pricing in consultation with the Exchange and Advisory Committee	Managers	Jefferies
Post-issue activities, which shall involve essential follow-up steps including anchor coordination, follow-up with bankers to the issue and SCSBs to get quick estimates of collection and advising the issuer about the closure of the issue, based on correct figures, finalisation of the basis of allotment based on technical rejections, listing of instruments, demat credit and refunds/ unblocking of funds and coordination with various agencies connected with the post-issue activity such as registrars to the issue, bankers to the issue, SCSBs, including responsibility for execution of underwriting arrangements, as applicable, coordinating with Stock Exchanges and SEBI for Release of 1% security deposit post closure of the Issue and handling of investor grievances for redressal.	Managers	SBI Capital

Monitoring agency

The Offer, being an offer for sale, there is no requirement to appoint a monitoring agency for the Offer.

Experts

Except as stated below, the Exchange has not obtained any expert opinions:

M/s Deloitte Haskins and Sells LLP., Chartered Accountants, have provided their written consent for the inclusion of the reports each dated January 3, 2017 on the Restated Consolidated Financial Information, Restated Standalone Financial Information and Unaudited Proforma Consolidated Condensed Financial Information, respectively, Ind-AS Financial Statements dated October 28, 2016 and the statement of tax benefits dated January 3, 2017 in the form and context in which it will appear in this Prospectus. M/s Deloitte Haskins and Sells LLP., Chartered Accountants, has also provided their written consent to be named as an expert under Section 2(38) and Section 26(1)(a)(v) of the Companies Act, 2013 in relation hereto, and such consent has not been withdrawn at the time of delivery of this Prospectus to SEBI. As the Equity Shares have not been and will not be registered under the Securities Act, Deloitte Haskins and Sells LLP., Chartered Accountants, have not filed consent under the Securities Act. The term Expert and consent thereof, does not represent an expert or consent within the meaning under the U.S. Securities Act.

CARE has provided their written consent dated January 6, 2017 to be named as an expert under Section 2(38) and 26 of the Companies Act, 2013 in relation to the CARE Research Report and such consent has not been withdrawn at the time of delivery of this Prospectus to SEBI.

Credit rating

As this is an offer of equity shares, credit rating is not required.

IPO grading

No credit rating agency registered with SEBI has been appointed in respect of obtaining grading for the Offer.

Trustees

As this is an offer of equity shares, the appointment of trustees is not required.

Book building process

Book building, in the context of the Offer, refers to the process of collection of Bids from investors on the basis of the Red Herring Prospectus and the Bid cum Application Forms within the Price Band. The Offer Price has been determined by the Exchange in consultation with the Advisory Committee and Managers, after the Offer Closing Date.

All Bidders, except for Anchor Investors, are mandatorily required to use the ASBA process.

In accordance with the ICDR Regulations, QIBs Bidding in the QIB Portion (other than Anchor Investor Portion) and Non-Institutional Investors bidding in the Non-Institutional Portion are not allowed to withdraw or lower the size of their Bid(s) (in terms of the quantity of the Equity Shares or the Bid Amount) at any stage and Anchor Investors cannot withdraw their Bids after the Anchor Investor Bidding Date. Retail Individual Investors can revise their Bids during the Offer Period and withdraw their Bids until the Offer Closing Date. Allocation to Non-Institutional Investors shall be on a proportionate basis and allotment to each Retail Individual Investor shall not be less than the minimum Bid Lot subject to availability of Equity Shares in the Retail Portion and the remaining available Equity Shares if any, shall be allotted on a proportionate basis. Further, allocation to QIBs in the QIB Portion (other than Anchor Investor Portion) will be on a proportionate basis and allocation to the Anchor Investors will be on a discretionary basis. For all categories, allocation will be subject to restrictions on shareholding as prescribed under the SECC Regulations.

For further details, please see “*Offer Procedure*” and “*Regulations and Policies in India*” on pages 590 and 162 of this Prospectus, respectively.

The Exchange and the Selling Shareholders will comply with the ICDR Regulations and any other ancillary directions issued by the SEBI for the Offer. The Exchange and the Selling Shareholders have appointed the Managers to manage the Offer and procure Bids for the Offer.

The Book Building Process and the Bidding process under the ICDR Regulations are subject to change from time to time. Bidders are advised to make their own judgement through this process prior to submitting a Bid.

Notwithstanding the foregoing, the Offer is also subject to obtaining (i) final approval of the RoC after the Prospectus is filed with the RoC; and (ii) final listing and trading approval from NSE, which the Exchange shall apply for after Allotment.

Each Bidder, by submitting a Bid in the Offer, will be deemed to have acknowledged the above restrictions and the terms of the Offer.

In terms of the SECC Regulations and the SEBI Circular dated January 1, 2016, all shareholders are required to ensure compliance with the provisions the SECC Regulations, including fit and proper. Accordingly, a declaration in the Bid cum Application Form stating that the applicant is fit and proper in terms of Regulation 19 and 20 of the SECC Regulations, will be included.

For further details, please see “*Terms of the Offer*”, “*Offer Structure*” and “*Offer Procedure*” on pages 580, 587 and 590 of this Prospectus, respectively.

Offer Programme

For details on the Offer Programme, please see “*Terms of the Offer*” on page 580 of this Prospectus.

Further, for details on Illustration of the Book Building Process and Price Discovery Process, please see “*Offer Procedure*” on page 590 of this Prospectus. However, please note that all transfers in the Offer shall be subject to the requirements of the SECC Regulations. For details please see “*Regulations and Policies in India*” and “*Terms of the Offer*” on page 162 and page 580 of this Prospectus, respectively.

Underwriting agreement

After the determination of the Offer Price and allocation of the Equity Shares, but prior to filing of the Prospectus with the RoC, the Exchange, the Selling Shareholders and the Registrar have entered into the Underwriting Agreement with the Underwriters for the Equity Shares offered through the Offer. Pursuant to the terms of the Underwriting Agreement, the obligations of the Underwriters are several and are subject to certain conditions specified therein.

The Underwriting Agreement is dated January 28, 2017. The Underwriters have indicated their intention to underwrite the following number of Equity Shares:

Details of the Underwriters	Number of Equity Shares	Amount (in ₹ million)
<i>Edelweiss Financial Services Limited</i> 14th Floor, Edelweiss House Off. C.S.T Road, Kalina Mumbai 400 098, India Telephone: + 91 (22) 4009 4400 Facsimile : +91 (22) 4086 3610 Email: bse.ipo@edelweissfin.com	1,714,033	1,381.51
<i>Axis Capital Limited</i> 1 st Floor, Axis House C 2 Wadia International Centre Pandurang Budhkar Marg Worli Mumbai 400 025, India Telephone: +91 (22) 4325 2183 Facsimile: +91 (22) 4325 3000 Email: bse.ipo@axiscap.in	1,714,133	1,381.59
<i>Jefferies India Private Limited</i> 42/43, 2 North Avenue Maker Maxity Bandra-Kurla Complex Bandra (East) Mumbai 400 051, India Telephone: +91 (22) 4356 6000 Facsimile: +91 (22) 6765 5595 Email: bse.ipo@jefferies.com	1,714,133	1,381.59
<i>Nomura Financial Advisory and Securities (India) Private Limited</i> Ceejay House, Level 11 Plot F, Shivsagar Estate Worli Mumbai 400 018, India Telephone: +91 (22) 4037 4037 Facsimile: +91 (22) 4037 4111 Email: bseipo@nomura.com	1,714,133	1,381.59
<i>Motilal Oswal Investment Advisors Private</i>	1,714,033	1,381.51

Details of the Underwriters	Number of Equity Shares	Amount (in ₹ million)
Limited Motilal Oswal Tower Rahimtullah Sayani Road Opposite Parel ST Depot Prabhadevi Mumbai 400 025, India Telephone: +91 (22) 3980 4200 Facsimile: +91 (22) 3980 4315 Email: bse.ipo@motilaloswal.com		
SBI Capital Markets Limited 202, Maker Tower 'E' Cuffe Parade Mumbai 400 005, India Telephone: + 91 (22) 2217 8300 Facsimile: + 91 (22) 2218 8332 Email: bse.ipo@sbicaps.com	1,714,033	1,381.51
SMC Capitals Limited 302-303, Enterprise Centre Vile Parle (East) Mumbai 400 099, India Telephone: +91 (22) 6648 1818 Facsimile: +91 (22) 6648 1850 Email: bse.ipo@smccapitals.com	1,714,033	1,381.51
Spark Capital Advisors (India) Private Limited No.2, 'Reflections' Leith Castle Centre Street Santhome High Road Chennai 600 028 Telephone: +91 (22) 6176 6811 Facsimile: +91 (44) 4344 0090 Email: bse.ipo@sparkcapital.in	1,714,133	1,381.59
Edelweiss Securities Limited 2nd Floor, M.B. Towers Plot No. 5, Road No. 2 Banjara Hills Hyderabad 500 034 Telephone: +91 (22) 4063 5569 Facsimile : +91 (22) 6747 1347 Email: bse.ipo@edelweissfin.com	100	0.08
Motilal Oswal Securities Limited Motilal Oswal Tower, Rahimtullah Sayani Road Opposite Parel ST Depot, Prabhadevi Mumbai 400 025 Telephone: +91 (22) 3027 8129 Facsimile : +91 (22) 3980 4315 Email: bse.ipo@motilaloswal.com ,	100	0.08
SBICAP Securities Limited Marathon Futurex, 12 th floor, A&B Wing N. M. Joshi Marg, Lower Parel Mumbai 400 013 Telephone: +91 (22) 4227 3300/ +91 93246 34624 Facsimile: +91 (22) 4227 3390 Email: archana.dedhia@sbicapsec.com	100	0.08
SMC Global Securities Limited 17, Netaji Subhash Marg Opp. Golcha Cinema, Daryaganj, New Delhi 110 002 Telephone: +91 (11) 6662 3300/ +91 98186	100	0.08

Details of the Underwriters	Number of Equity Shares	Amount (in ₹ million)
20470 Facsimile : +91 (11) 2326 3297 Email: mkg@smcindiaonline.com .		
SPA Securities Limited 101A, Mittal Court, Nariman Point, Mumbai 400 021 Telephone: +91 (22) 4043 9000 Facsimile : +91 (22) 2280 1247 Email: complianceofficer@spasecurities.com	1,714,133	1,381.60
Total	15,427,197	12,434.32

The above-mentioned amount is indicative and will be finalised after finalisation of the 'Basis of Allotment'.

In the opinion of our Board (based on a certificate given by the Underwriters), the resources of the Underwriters are sufficient to enable them to discharge their respective underwriting obligations in full. The above-mentioned Underwriters are registered with SEBI under the SEBI Act or registered as brokers with the Stock Exchanges. The Board has approved the Underwriting Agreement on January 28, 2017. Allocation among the Underwriters may not necessarily be in proportion to their underwriting commitments set forth in the table above.

Notwithstanding the above, the Underwriters shall be severally responsible for ensuring payment with respect to the Equity Shares allocated to Bidders respectively procured by them in accordance with the Underwriting Agreement. In the event of any default in payment, the respective Underwriter, in addition to other obligations defined in the Underwriting Agreement, will also be required to procure purchases for or purchase the Equity Shares to the extent of the defaulted amount in accordance with the Underwriting Agreement.

CAPITAL STRUCTURE

The face value of Equity Shares is ₹ 2 each and the Equity Share capital of the Exchange, as of the date of this Prospectus, before and after the Offer, is set forth below:

(In ₹, except share data)

		Aggregate nominal value	Aggregate value at Offer Price
A)	AUTHORISED SHARE CAPITAL ^(a)		
	1,500,000,000 Equity Shares	3,000,000,000	
B)	ISSUED SHARE CAPITAL BEFORE THE OFFER ⁽¹⁾		
	54,588,172 Equity Shares	109,176,344	
C)	SUBSCRIBED AND PAID UP SHARE CAPITAL BEFORE THE OFFER ⁽¹⁾		
	53,678,172 Equity Shares	107,356,344	
D)	PRESENT OFFER IN TERMS OF THIS PROSPECTUS ^{(1)^}		
	Offer for Sale of 15,427,197 Equity Shares ^(b)	30,854,394	12,434,320,782
E)	ISSUED SHARE CAPITAL AFTER THE OFFER ⁽¹⁾		
	54,588,172 Equity Shares	109,176,344	
F)	SUBSCRIBED AND PAID UP SHARE CAPITAL AFTER THE OFFER		
	53,678,172 Equity Shares	107,356,344	
G)	SECURITIES PREMIUM ACCOUNT		
	Before the Offer	3,928,231,075	--
	After the Offer	3,928,231,075	--

⁽¹⁾ Of the 54,588,172 Equity Shares forming a part of the issued share capital of the Exchange, allotment of 910,000 Equity Shares are held in abeyance. For further details on Equity Shares held in abeyance, please refer to the paragraph on 'Equity Shares held in abeyance' herein below.

[^]Subject to finalisation of Basis of Allotment.

Equity Shares held in abeyance

The Exchange was corporatised and demutualised pursuant to a notification issued by SEBI dated May 20, 2005 under the SCRA, wherein the Demutualisation Scheme was approved. As per the provisions of Clause 5 of the Demutualisation Scheme, every member of the Exchange or his nominee (other than the first shareholders, that is, the subscribers to the Memorandum), as the case may be, as on July 15, 2005 ("Record Date"), was entitled to 10,000 fully paid-up equity shares of face value of ₹ 1 each for cash at par. Allotment to a member, whose membership had been suspended by the Exchange due to various reasons as on the Record Date ("Suspended Members"), was held in abeyance till such time as the suspension continued.

Since corporatisation and demutualisation of the Exchange, suspension of several Suspended Members has been revoked and such Suspended Members have been allotted equity shares of face value of ₹ 1 each as per the provisions of the Demutualisation Scheme. At the time of allotment of their respective equity shares, such Suspended Members were granted all corporate benefits such as, amongst other things, dividend and bonus shares, which had accrued on such equity shares since the Record Date. As on the date of this Prospectus, there are 14 members of the erstwhile The Stock Exchange, Mumbai, whose allotment of Equity Shares, that is a total of 910,000 Equity Shares, including bonus shares in the ratio of 12 Equity Shares for every one Equity Share held, continues to be held in abeyance for various reasons including debit balance in the books of the Exchange and death of the member.

In addition to the aforesaid, please see below a tabular representation of the Equity Shares kept in abeyance along with details of reason for equity shares to be held in abeyance:

Sr. No.	Name of the member	Number of equity shares of face value of ₹ 1 each held in abeyance since August 18, 2005	Bonus shares of face value of ₹ 1 each held in abeyance since March 19, 2009	Total number of equity shares of face value of ₹ 1 each held in abeyance	Total number of Equity Shares kept in abeyance post consolidation of face value	Percentage to total paid-up share capital of the Exchange*	Reason for equity shares to be held in abeyance
1.	Ashvin Shantilal Mehta	10,000	120,000	130,000	65,000	0.12%	Prohibited due to regulatory reasons
2.	Abhay Dharamsinh Narottam	10,000	120,000	130,000	65,000	0.12%	
3.	Late Shri. Harshad S. Mehta	10,000	120,000	130,000	65,000	0.12%	
4.	Mrs. Jyoti Harshad Mehta	10,000	120,000	130,000	65,000	0.12%	
5.	Shrenik K. Jhaveri	10,000	120,000	130,000	65,000	0.12%	
6.	KNP Securities Pvt. Ltd.	10,000	120,000	130,000	65,000	0.12%	
7.	Alpic Securities Ltd. (now known as Allianz Securities Limited)	10,000	120,000	130,000	65,000	0.12%	
8.	V. N. Parekh Securities Pvt. Ltd.	10,000	120,000	130,000	65,000	0.12%	
9.	Triumph Retail Broking Services Ltd.	10,000	120,000	130,000	65,000	0.12%	
10.	Subhash Kharkhanis Share & Stock Brokers Pvt. Ltd.	10,000	120,000	130,000	65,000	0.12%	
11.	Shri. Bharat R. Sekhsaria	10,000	120,000	130,000	65,000	0.12%	Debit balance in the books of the Exchange.
12.	Kolar Sharex Pvt. Ltd.	10,000	120,000	130,000	65,000	0.12%	
13.	Late Shri Fulchand Gordhandas Vora	10,000	120,000	130,000	65,000	0.12%	Deceased
14.	Late Shri Kantilal Chimanlal Vakharia	10,000	120,000	130,000	65,000	0.12%	
Total				1,820,000*	910,000	1.70%	

*Pursuant to the consolidation of the face value of the equity shares of the Exchange from ₹ 1 each into ₹ 2 each and consequent reclassification of the issued share capital from ₹ 109,176,344 divided into 109,176,344 equity shares of face value ₹ 1 each to ₹ 109,176,344 divided into 54,588,172 Equity Shares of face value ₹ 2 each the number of Equity Shares held in abeyance is 910,000 and the paid up equity share capital of the Exchange does not include the 910,000 Equity Shares held in abeyance.

For further details of the Demutualisation Scheme, please see 'History and Certain Corporate Matters - History of the Exchange – Demutualisation Scheme' on page 169 of this Prospectus.

(a) Details of changes to the Exchange's authorised share capital since incorporation:

Sr. No.	Effective date	Change in authorised share capital
1.	May 14, 2015*	The initial authorised share capital of ₹ 500,000,000 comprising 500,000,000 equity shares of face value of ₹ 1 each was increased to ₹ 3,000,000,000 comprising 3,000,000,000 equity shares of face value of ₹ 1 each.
2.	November 28, 2016	The authorised share capital of ₹ 3,000,000,000 comprising 3,000,000,000 equity shares of face value of ₹ 1 each was consolidated to 1,500,000,000 Equity Shares.

*The authorised share capital of the Exchange stood enhanced by ₹ 2,500,000,000 pursuant to the amalgamation of USE with the Exchange for which the appointed date was April 1, 2014 and the effective date was May 14, 2015. For details, please see 'History and Certain Corporate Matters - Details regarding acquisition of business/undertakings, mergers, amalgamation and revaluation of assets' on page 171 of this Prospectus.

(b) Our Board has by way of a resolution dated May 5, 2016 approved the initial public offering of up to 30% of the post-Offer equity share capital by way of an offer for sale by the Selling Shareholders. The Offer has been unanimously approved by our Shareholders by way of a special resolution passed at the annual general meeting held on June 24, 2016.

Each of the Selling Shareholders have pursuant to their respective Selling Shareholders' Consent Letters agreed to their participation and inclusion of their Equity Shares in the Offer.

The Selling Shareholders have, severally and not jointly, specifically confirmed that the Equity Shares proposed to be offered and sold by each of them in the Offer are eligible for being offered for sale in the Offer in terms of Regulation 26(6) of the ICDR Regulations.

Notes to Capital Structure

1. Equity share capital history

(a) History of equity share capital of the Exchange

The following table sets forth the history of the equity share capital of the Exchange:

Date of allotment / transaction	No. of equity shares	Face value (₹)	Issue price per equity share (₹)	Nature of consideration	Reasons for allotment	Cumulative number of equity shares	Cumulative paid-up share capital (₹)
August 8, 2005	500,000	1	1	Cash	Subscription to the Memorandum ⁽¹⁾	500,000	500,000
August 18, 2005	5,560,000	1	1	Cash	Pursuant to Demutualisation Scheme ⁽²⁾	6,060,000	6,060,000
December 12, 2005	560,000	1	1	Cash	Pursuant to Demutualisation Scheme ⁽³⁾	6,620,000	6,620,000
January 21, 2006	50,000	1	1	Cash	Pursuant to Demutualisation Scheme ⁽³⁾	6,670,000	6,670,000
March 22, 2006	100,000	1	1	Cash	Pursuant to Demutualisation Scheme ⁽³⁾	6,770,000	6,770,000

Date of allotment / transaction	No. of equity shares	Face value (₹)	Issue price per equity share (₹)	Nature of consideration	Reasons for allotment	Cumulative number of equity shares	Cumulative paid-up share capital (₹)
September 8, 2006	90,000	1	1	Cash	Pursuant to Demutualisation Scheme ⁽³⁾	6,860,000	6,860,000
December 19, 2006	40,000	1	1	Cash	Pursuant to Demutualisation Scheme ⁽³⁾	6,900,000	6,900,000
February 22, 2007	50,000	1	1	Cash	Pursuant to Demutualisation Scheme ⁽³⁾	6,950,000	6,950,000
May 9, 2007	772,222	1	5,200	Cash	Preferential allotment ⁽⁴⁾	7,722,222	7,722,222
December 5, 2007	80,000	1	1	Cash	Pursuant to Demutualisation Scheme ⁽³⁾	7,802,222	7,802,222
April 9, 2008	40,000	1	1	Cash	Pursuant to Demutualisation Scheme ⁽³⁾	7,842,222	7,842,222
April 9, 2008	12,222	1	5,200	Cash	Preferential allotment ⁽⁵⁾	7,854,444	7,854,444
May 15, 2008	10,000	1	1	Cash	Pursuant to Demutualisation Scheme ⁽³⁾	7,864,444	7,864,444
September 5, 2008	10,000	1	1	Cash	Pursuant to Demutualisation Scheme ⁽³⁾	7,874,444	7,874,444
December 8, 2008	10,000	1	1	Cash	Pursuant to Demutualisation Scheme ⁽³⁾⁽⁶⁾	7,884,444	7,884,444
March 19, 2009	94,493,328 ⁽⁷⁾	1	-	Other cash than	Bonus issue of shares in the ratio of 12:1	102,377,772	102,377,772
May 22, 2009	30,000	1	1	Cash	Pursuant to Demutualisation Scheme ⁽³⁾	102,407,772	102,407,772
May 22, 2009	480,000	1	-	Other cash than	Bonus issue of shares in the ratio of 12:1 ⁽⁸⁾⁽⁹⁾	102,887,772	102,887,772
October 16, 2009	20,000	1	1	Cash	Pursuant to Demutualisation Scheme ⁽³⁾	102,907,772	102,907,772
October 16, 2009	240,000	1	-	Other cash than	Bonus issue of shares in the ratio of 12:1 ⁽⁹⁾	103,147,772	103,147,772
March 26, 2010	10,000	1	1	Cash	Pursuant to Demutualisation Scheme ⁽³⁾	103,157,772	103,157,772
March 26, 2010	120,000	1	-	Other cash than	Bonus issue of shares in the ratio of 12:1 ⁽⁹⁾	103,277,772	103,277,772
May 24, 2010	10,000	1	1	Cash	Pursuant to Demutualisation Scheme ⁽³⁾	103,287,772	103,287,772
May 24, 2010	120,000	1	-	Other cash than	Bonus issue of shares in the ratio of 12:1 ⁽⁹⁾	103,407,772	103,407,772
July 1, 2011	10,000	1	1	Cash	Pursuant to Demutualisation Scheme ⁽³⁾	103,417,772	103,417,772
July 1, 2011	120,000	1	-	Other cash than	Bonus issue of shares in the ratio of 12:1 ⁽⁹⁾	103,537,772	103,537,772

Date of allotment / transaction	No. of equity shares	Face value (₹)	Issue price per equity share (₹)	Nature of consideration	Reasons for allotment	Cumulative number of equity shares	Cumulative paid-up share capital (₹)
July 16, 2012	10,000	1	1	Cash	Pursuant to Demutualisation Scheme ⁽³⁾	103,547,772	103,547,772
July 16, 2012	120,000	1	-	Other than cash	Bonus issue of shares in the ratio of 12:1 ⁽⁹⁾	103,667,772	103,667,772
September 16, 2013	10,000	1	1	Cash	Pursuant to Demutualisation Scheme ⁽³⁾	103,677,772	103,677,772
September 16, 2013	120,000	1	-	Other than cash	Bonus issue of shares in the ratio of 12:1 ⁽⁹⁾	103,797,772	103,797,772
February 12, 2015	10,000	1	1	Cash	Pursuant to Demutualisation Scheme ⁽³⁾	103,807,772	103,807,772
February 12, 2015	120,000	1	-	Other than cash	Bonus issue of shares in the ratio of 12:1 ⁽⁹⁾	103,927,772	103,927,772
June 4, 2015	3,428,572	1	383.30 ⁽¹⁰⁾	Other than cash	Allotment of Equity Shares pursuant to USE Scheme of Amalgamation ⁽¹¹⁾	107,356,344	107,356,344
November 28, 2016	-	2	-	-	The face value of equity shares of the Exchange was consolidated from ₹1 each into ₹2 each	53,678,172 ⁽¹²⁾	107,356,344

(1) 10,000 equity shares of face value of ₹ 1 each were allotted to each of J.G.A Shah Share Brokers Pvt. Ltd., Bal Kishan Mohta, BCB Brokerage Pvt. Ltd., LKP Shares & Securities Ltd., Dalal & Broacha Stock Broking Pvt. Ltd., Kamal S. Kabra, Kisan Ratilal Choksey Shares & Securities Pvt. Ltd., Bhanshali Stock Brokers Pvt. Ltd., V. Jethalal Ramji Share Brokers Pvt. Ltd., BLB Limited, SBI Capital Markets Limited, HSBC Securities and Capital Markets (India) Private Ltd., Nangalia Stock Broking Pvt. Ltd., Churiwala Securities Pvt. Ltd., Dimensional Securities Pvt. Ltd., Dalmia Securities Private Limited, Emkay Share & Stock Brokers Pvt. Ltd., Rajan Vasant Vakil, Padmakant Devidas Securities Ltd., Bonanza Stock Brokers Limited, V. P. L. Shah Shares & Sec. Pvt. Ltd., B. M. Gandhi Securities Pvt. Ltd., Kauhik Shah Shares & Securities Pvt. Ltd., Dhanki Securities Pvt Ltd., Prabhudas Lilladher Pvt. Ltd., ASK – Raymond James & Associates Private Ltd., Refco-Sify Securities India Pvt Ltd., S. S. Kantilal Ishwarlal Securities Pvt. Ltd., Shailesh Mulchand Nissar, R.B.K Share Broking Ltd., Inventure Growth & Securities Ltd., S. P. Jain Securities Pvt. Ltd., Amit Nalin Securities Pvt Ltd., Bakliwal Financial Services (India) Pvt. Ltd., ICICI Brokerage Services Ltd., Pravin V. Shah Stock Broking Pvt. Ltd., Govindbhai B. Desai, Javeri Fiscal Services Ltd., Sailesh H. Doshi Broking Pvt. Ltd., Vinay M Shah Securities Pvt. Ltd., Anvil Share & Stock Broking Pvt. Ltd., AKD Securities Pvt. Ltd., Mehta Vakil & Co. Pvt. Ltd., INA Stock Broking Co. Pvt. Ltd., Girdharilal Dhanraj Khaitan, Vinay Jitendra Mashruwala, Prakash Himatlal Shah, Ram C. Marfatia, Vijan Share & Securities Pvt. Ltd. and B. D. Shroff Securities Pvt. Ltd.

(2) The allotment of equity shares of face value of ₹1 each was made to the eligible members of the Exchange pursuant to the Demutualisation Scheme. For details of the Demutualisation Scheme, please see 'History and Certain Corporate Matters – History of the Exchange' on page 169 of this Prospectus.

(3) Allotment of equity shares of face value of ₹1 each pursuant to the Demutualisation Scheme, which were previously held in abeyance by the Exchange on account of the membership right having been suspended. For details of the Demutualisation Scheme, please see 'History and Certain Corporate Matters – History of the Exchange' on page 169 of this Prospectus.

(4) Allotment of 386,111 equity shares of face value of ₹1 each to Deutsche Börse and Singapore Exchange pursuant to investment agreements dated February 14, 2007 and March 7, 2007 respectively. For details of the investment agreements, please see 'History and Certain Corporate Matters – Summary of key agreements' on page 172 of this Prospectus.

(5) Allotment of 6,111 equity shares of face value of ₹1 each to Deutsche Börse and Singapore Exchange pursuant to investment agreements dated February 14, 2007 and March 7, 2007 respectively. For details of the investment agreements, please see 'History and Certain Corporate Matters – Summary of key agreements' on page 172 of this Prospectus.

(6) Of the 10,000 equity shares of face value of ₹1 each issued and allotted, 9,000 equity shares were released to the member whereas the physical share certificate of 1,000 equity shares is currently retained by the Exchange and shall be released upon the decision of its disciplinary action committee.

(7) Of the 94,613,328 bonus shares proposed to be issued, in the ratio of 12 equity shares of face value of ₹1 each for every one equity share held, to the Shareholders, 120,000 equity shares of face value of ₹1 each to be allotted to Jagruti Securities Limited were held in abeyance on account of failure to deposit, with the Exchange, an amount due towards an arbitration award passed against it.

(8) In addition to the allotment of 360,000 bonus shares, 120,000 bonus shares were allotted to Jagruti Securities Limited post revocation of abeyance upon payment of the amount towards the arbitration award in favour of the Exchange.

(9) Allotment of bonus shares in the ratio of 12 equity shares of face value of ₹1 each for every one equity share held, as on the Record Date, pursuant to a Shareholders' resolution dated February 20, 2009, in connection with the equity shares of face value of ₹1 each kept in abeyance of the Suspended Members of the Exchange, subsequent to revocation of suspension.

(10) For the accounting treatment in relation to the share premium arising out of the equity shares of face value of ₹1 each allotted pursuant to the USE Scheme of Amalgamation, please see "Financial Statements – Restated Consolidated Financial Information - Note 33" on page 322 of this Prospectus.

(11) Allotment of 3,428,572 equity shares of face value of ₹1 each to the shareholders of USE in the ratio of one equity share of face value of ₹1 each for every 385 equity shares of USE held pursuant to the USE Scheme of Amalgamation. For details of the USE Scheme of Amalgamation, please see 'History and Certain Corporate Matters – Details regarding acquisition of business/undertakings, mergers, amalgamation and revaluation of assets' on page 171 of this Prospectus.

(12) In addition, as on date, allotment of 910,000 Equity Shares are held in abeyance. For further details on Equity Shares held in abeyance, please refer to the paragraph on 'Equity Shares held in abeyance' above.

(b) Equity shares issued for consideration other than cash / bonus issues / pursuant to the USE Scheme of Amalgamation

Date of allotment / transaction	Number of equity shares	Face value (₹)	Issue price per equity share (₹)	Reasons for allotment	Allottees	Benefit accrued to the Exchange
Bonus issuance pursuant to the Shareholders resolution dated February 20, 2009						
March 19, 2009	94,493,328 ⁽¹⁾	1	-	Bonus issue in the ratio of 12:1	To 1,477 Shareholders of the Exchange	-
May 22, 2009	480,000	1	-	Bonus issue in the ratio of 12:1 ⁽²⁾	i. KNA Securities Pvt. Ltd.; ii. Classic Share and Stock Broking Services Ltd.; iii. HR Securities Pvt. Ltd.; and iv. Jagruti Securities Limited ⁽³⁾	-
October 16, 2009	240,000	1	-		i. Amiy Yogesh Rungta; and ii. Vipin Gandhi	-
March 26, 2010	120,000	1	-		Raj Radheshyam Goenka	-
May 24, 2010	120,000	1	-		Bhupendra Champaklal Dalal	-
July 1, 2011	120,000	1	-		Aarayaa Finstock Private Limited	-
July 16, 2012	120,000	1	-		Bhartendu	-

Date of allotment / transaction	Number of equity shares	Face value (₹)	Issue price per equity share (₹)	Reasons for allotment	Allottees	Benefit accrued to the Exchange
					Investments and Financial Services Private Limited through official liquidator	
September 16, 2013	120,000	1	-		Jagmohan Sekhsaria	-
February 12, 2015	120,000	1	-		Jayesh Natvarlal Barot	-
USE Scheme of Amalgamation						
June 4, 2015	3,428,572	1	383.30 ⁽⁴⁾	Allotment of equity shares of face value of ₹ 1 each pursuant to USE Scheme of Amalgamation ⁽⁵⁾	To the shareholders of the USE	Improving liquidity in the currency derivative segment of the Exchange

(1) Of the 94,613,328 bonus shares proposed to be issued and allotted, in the ratio of 12 equity shares of face value of ₹ 1 each for every one equity share held, to the Shareholders, 120,000 equity shares of face value of ₹ 1 each to be allotted to Jagruti Securities Limited were held in abeyance on account of failure to deposit, with the Exchange, an amount due towards an arbitration award passed against it.

(2) Allotment of bonus shares, in the ratio of 12 equity shares of face value of ₹ 1 each for every one equity share held, in connection with the equity shares of face value of ₹ 1 each kept in abeyance of the Suspended Members of the Exchange, as of the Record Date, subsequent to revocation of suspension.

(3) In addition to the allotment of 360,000 bonus shares, 120,000 bonus shares were allotted to Jagruti Securities Limited post revocation of abeyance upon payment of the arbitration amount in favour of the Exchange.

(4) For the accounting treatment in relation to the share premium arising out of the equity shares of face value of ₹ 1 each allotted pursuant to the USE Scheme of Amalgamation, please see "Financial Statements – Restated Consolidated Financial Information - Note 33" on page 322 of this Prospectus.

(5) Allotment of 3,428,572 equity shares of face value of ₹ 1 each to the shareholders of USE in the ratio of one equity share of face value of ₹ 1 each for every 385 equity shares of USE held pursuant to the USE Scheme of Amalgamation. For details of the USE Scheme of Amalgamation, please see 'History and Certain Corporate Matters – Details regarding acquisition of business/undertakings, mergers, amalgamation and revaluation of assets' on page 171 of this Prospectus.

2. Details of Lock-in

(i) Details of Equity Share capital locked-in for one year

Except the Equity Shares subscribed to and Allotted pursuant to the Offer, the entire pre-Offer Equity Share capital of the Exchange will be locked-in for a period of one year from the date of Allotment. As regards, any Equity Shares held in abeyance, the suspension of which is revoked during the aforesaid lock-in period of one year, such Equity Shares shall be locked-in for a period of one year from the date of Allotment.

Further, any Equity Shares held by a Shareholder who is either a venture capital fund or an alternative investment fund of category I or a foreign venture capital investor, as of the date of Allotment, will be exempt from lock-in for a period of one year from the date of Allotment as per Regulation 37(b) of the ICDR Regulations, however, the same should have been subject to lock-in for a period of one year from the date of purchase of Equity Shares by the aforesaid entities.

(ii) Details of Equity Share capital locked in for three years

The Exchange is professionally managed and does not have an identifiable promoter in terms of the ICDR Regulations. Accordingly, in terms of Regulation 34(a) of the ICDR Regulations, there is no requirement of promoter's contribution in this Offer and none of the Equity Shares will be locked in for a period of three years.

(iii) Other requirements in respect of lock-in

The Equity Shares held by the Shareholders prior to the Offer, and which are locked-in for a period of one year from the date of Allotment in the Offer may be transferred to any other person holding the Equity Shares which are locked-in, subject to the continuation of the lock-in in the hands of transferees for the remaining period and compliance with the Takeover Regulations, as applicable.

(iv) Lock-in of Equity Shares Allotted to Anchor Investors

The Equity Shares Allotted to Anchor Investors, in the Anchor Investor Portion, if any, shall be locked in for a period of 30 days from the date of Allotment.

3. Our shareholding pattern

(i) Listing Regulations

The table below represents the equity shareholding pattern of the Exchange as on January 25, 2017:

Category (I)	Category of Shareholder (II)	Nos. of Shareholders (III)	No. of fully paid up equity shares held (IV)	No. of Partly paid-up equity shares held (V)	No. of shares underlying Depository Receipts (VI)	Total nos. shares held (VII) = (IV)+(V)+(VI)	Shareholding as a % of total no. of shares (calculated as per SCRR, 1957) (VIII) as a % of (A+B+C+D)	Number of Voting Rights held in each class of securities (IX)				No. of Shares Underlying Outstanding convertible securities (including Warrants) (X)	Shareholding, as a % assuming full conversion of convertible securities (as a percentage of diluted share capital) (XI) = (VII)+(X) as a % of A+B+C+D	Number of Locked in shares (XII)		Number of Shares pledged or otherwise encumbered (XIII)		Number of equity shares held in dematerialized form (XIV)
								No of Voting Rights			Total as a % of Total Voting rights			No.	As a % of total Shares held (b)	No.	As a % of total Shares held (b)	
								Class X	Class Y	Total								
(A)	Promoter & Promoter Group	0	0	0	0	0	0.000	0	0	0	0.000	0	0	0	0	0	0	0
(B)	Public	8,423	30,616,577	0	0	30,616,577	57.037	30,616,577	0	30,616,577	57.037	0	0	0	0	8,500	0.02	30,616,451
(C)	Non Promoter - Non Public	0	0	0	0	0	0.000	0	0	0	0.000	0	0	0	0	0	0.00	0
(C1)	Shares underlying DRs	0	0	0	0	0	0.000	0	0	0	0.000	0	0	0	0	0	0.00	0
(C2)	Shares held by Employee Trusts	0	0	0	0	0	0.000	0	0	0	0.000	0	0	0	0	0	0.00	0
(D)	Trading Members and	1,208	23,061,595	0	0	23,061,595	42.963	23,061,595	0	23,061,595	42.963	0	0	0	0	46,256	0.09	22,767,147

	Associates of trading members																	
	Total	9,631	53,678, 172	0	0	53,678, 172	100.000	53,678, 172	0	53,678, 172	100. 000	0	0	0	0	54 ,7 56 *	0.10	53,383,59 8

** Certain Equity Shares held by our public Shareholders and Shareholders who are trading members or their Associates may be subject to pledge or other forms of encumbrances.*

The Exchange will file the shareholding pattern, in the form prescribed under Regulation 31 of the Listing Regulations, one day prior to the listing of the Equity Shares. The shareholding pattern will be provided to NSE for uploading on the website of NSE before the commencement of trading of the Equity Shares.

(ii) SECC Regulations

The table below represents the shareholding pattern of the Exchange, as on January 25, 2017, as per the SECC Regulations:

Category	No. of Shareholders	Total number of shares	Percentage of shares (%)
TRADING MEMBERS			
Individual	122	3,863,627	7.198
Corporates	379	10,496,401	19.554
Trading member bank	25	4,418,790	8.232
Total A	526	18,778,818	34.984
ASSOCIATE OF TRADING MEMBER			
Individual	594	3,306,404	6.160
Corporates	53	812,012	1.513
HUF	33	86,440	0.161
Financial Institution / Banks	1	19,480	0.036
Foreign direct investment bank	1	58,441	0.109
Total B	682	4,282,777	7.979
Total A+B	1,208	23,061,595	42.963
PUBLIC			
Individual	7,859	4,982,534	9.282
Corporates	208	5,467,439	10.186
HUF	292	314,565	0.586
Trust	3	1,107	0.002
Financial Institution / Banks	1	19,480	0.036
Foreign Holding (FDI)	5	11,122,202	20.720
Foreign Holding (FII)	3	4,860,203	9.054
Insurance Company	1	2,509,721	4.675
NRI	51	1,339,326	2.495
Total C	8,423	30,616,577	57.037
Total A+B+C	9,631	53,678,172	100.000

4. Shareholding of our Directors and / or Key Management Personnel

None of our Directors or Key Management Personnel hold any Equity Shares as on the date of this Prospectus.

5. Top 10 shareholders

(a) Our Equity Shareholders and the number of Equity Shares held by them, as on January 25, 2017, are as follows:

Sr. No.	Shareholder	Number of Equity Shares	Percentage of paid up share capital (%)
1.	Deutsche Börse	2,549,443	4.75
2.	Singapore Exchange	2,549,443 [^]	4.75
3.	State Bank of India	2,548,682	4.75
4.	Life Insurance Corporation of India	2,509,721	4.68
5.	GKFF Ventures*	2,456,931 [#]	4.58
6.	Quantum (M) Limited ^{^†}	2,007,772 [§]	3.74
7.	Caldwell India Holdings Inc.	2,007,772 [@]	3.74
8.	Atticus Mauritius Limited	2,007,772 [†]	3.74
9.	Acacia Banyan Partners Limited	2,007,772 ^{&}	3.74
10.	Bajaj Holdings and Investment Limited	1,503,398 [∞]	2.80
	Total	22,148,706	41.26

*Application dated July 5, 2013 and December 20, 2016 was made by the Exchange on behalf of GKFF Ventures to SEBI for approval under Regulation 19(4) of the SECC Regulations; however, the approval is currently pending.

^{Δ*} Application dated September 11, 2012 and September 13, 2012 was made by Quantum (M) Limited and GKFF Ventures (erstwhile Argonaut Ventures), respectively, to SEBI for approval under Regulation 19(4) and Regulation 19(2) of the SECC Regulations, respectively; however, the approval is currently pending.

[†] Application dated December 20, 2016 was made by the Exchange on behalf of Quantum (M) Limited to SEBI for approval under Regulation 19(4) of the SECC Regulations; however, the approval is currently pending.

[^] The entire shareholding of Singapore Exchange is proposed to be offered by it in the Offer and the same is currently held in an escrow account maintained by the Escrow Agent as per the terms of the OFS Scheme.

[#] Of the 2,456,931 Equity Shares held by GKFF Ventures, 1,228,466 Equity Shares are proposed to be offered by it in the Offer and are currently held in an escrow account maintained by the Escrow Agent as per the terms of the OFS Scheme.

[§] The entire shareholding of Quantum (M) Limited, is proposed to be offered by it in the Offer and is currently held in an escrow account maintained by the Escrow Agent as per the terms of the OFS Scheme.

[®] Of the 2,007,772 Equity Shares held by Caldwell India Holdings Inc., 834,453 Equity Shares are proposed to be offered by it in the Offer and are currently held in an escrow account maintained by the Escrow Agent as per the terms of the OFS Scheme.

⁺ The entire shareholding of Atticus Mauritius Limited is proposed to be offered by it in the Offer and the same is currently held in an escrow account maintained by the Escrow Agent as per the terms of the OFS Scheme.

[&] Of the 2,007,772 Equity Shares held by Acacia Banyan Partners Limited, 1,000,000 Equity Shares are proposed to be offered by it in the Offer and are currently held in an escrow account maintained by the Escrow Agent as per the terms of the OFS Scheme.

[°] Of the 1,503,398 Equity Shares held by Bajaj Holdings and Investment Limited, 751,699 Equity Shares are proposed to be offered by it in the Offer and are currently held in an escrow account maintained by the Escrow Agent as per the terms of the OFS Scheme.

(b) Our Equity Shareholders and the number of Equity Shares held by them on January 18, 2017 being approximately 10 days prior to filing of this Prospectus were as follows:

Sr. No.	Shareholder	Number of Equity Shares	Percentage of paid up share capital (%)
1.	Deutsche Börse	2,549,443	4.75
2.	Singapore Exchange	2,549,443 [^]	4.75
3.	State Bank of India	2,548,682	4.75
4.	Life Insurance Corporation of India	2,509,721	4.68
5.	GKFF Ventures*	2,456,931 [#]	4.58
6.	Quantum (M) Limited ^Δ	2,007,772 [§]	3.74
7.	Caldwell India Holdings Inc.	2,007,772 [®]	3.74
8.	Atticus Mauritius Limited	2,007,772 ⁺	3.74
9.	Acacia Banyan Partners Limited	2,007,772 ^{&}	3.74
10.	Bajaj Holdings and Investment Limited	1,503,398 [°]	2.80
	Total	22,148,706	41.26

*Application dated July 5, 2013 was made by the Exchange on behalf of GKFF Ventures to SEBI for approval under Regulation 19(4) of the SECC Regulations; however, the approval is currently pending.

^{Δ*} Application dated September 11, 2012 and September 13, 2012 was made by Quantum (M) Limited and GKFF Ventures (erstwhile Argonaut Ventures), respectively, to SEBI for approval under Regulation 19(4) and Regulation 19(2) of the SECC Regulations, respectively; however, the approval is currently pending.

[^] The entire shareholding of Singapore Exchange is proposed to be offered by it in the Offer and the same is currently held in an escrow account maintained by the Escrow Agent as per the terms of the OFS Scheme.

[#] Of the 2,456,931 Equity Shares held by GKFF Ventures, 1,228,466 Equity Shares are proposed to be offered by it in the Offer - and are currently held in an escrow account maintained by the Escrow Agent as per the terms of the OFS Scheme.

[§] The entire shareholding of Quantum (M) Limited is proposed to be offered by it in the Offer and is currently held in an escrow account maintained by the Escrow Agent as per the terms of the OFS Scheme.

[®] Of the 2,007,772 Equity Shares held by Caldwell India Holdings Inc., 834,453 Equity Shares are proposed to be offered by it in the Offer and are currently held in an escrow account maintained by Escrow Agent as per the terms of the OFS Scheme.

⁺ The entire shareholding of Atticus Mauritius Limited is proposed to be offered by it in the Offer and the same is currently held in an escrow account maintained by Escrow Agent as per the terms of the OFS Scheme.

[&] Of the 2,007,772 Equity Shares held by Acacia Banyan Partners Limited, 1,000,000 Equity Shares are proposed to be offered by it in the Offer and are currently held in an escrow account maintained by Escrow Agent as per the terms of the OFS Scheme.

[°] Of the 1,503,398 Equity Shares held by Bajaj Holdings and Investment Limited, 751,699 Equity Shares are proposed to be offered by it in the Offer and are currently held in an escrow account maintained by Escrow Agent as per the terms of the OFS Scheme.

- (c) Our Equity Shareholders and the number of equity shares of face value of ₹ 1 each held by them as on January 23, 2015, being approximately two years prior to the date of filing of this Prospectus, were as follows:

Sr. No.	Shareholder	Number of equity shares of face value of ₹ 1 each	Percentage of paid up share capital (%)
1.	Deutsche Börse	5,098,886	4.91
2.	Singapore Exchange	5,098,886	4.91
3.	Life Insurance Corporation of India	5,019,443	4.84
4.	State Bank of India	5,019,443	4.84
5.	GKFF Ventures*	4,913,863	4.73
6.	Acacia Banyan Partners Limited	4,015,544	3.87
7.	Atticus Mauritius Limited	4,015,544	3.87
8.	Caldwell India Holdings Inc.	4,015,544	3.87
9.	Quantum (M) Limited ^Δ	4,015,544	3.87
10.	Bajaj Holdings and Investment Limited	3,006,796	2.90
	Total	44,219,493	42.60

*Application dated July 5, 2013 was made by the Exchange on behalf of GKFF Ventures to SEBI for approval under Regulation 19(4) of the SECC Regulations; however, the approval is currently pending.

^Δ*Application dated September 11, 2012 and September 13, 2012 was made by Quantum (M) Limited and GKFF Ventures (erstwhile Argonaut Ventures), respectively, to SEBI for approval under Regulation 19(4) and Regulation 19(2) of the SECC Regulations, respectively; however, the approval is currently pending.

- (d) As per the letter dated September 11, 2012, submitted by Quantum (M) Limited (“**Quantum**”) to SEBI, we understand that Quantum had, in the normal course of investment activities, purchased 4,015,544 Equity Shares of the Exchange in August 2010 and as on August 27, 2012, it held 4,015,544 Equity Shares aggregating to 3.87% of the paid up equity share capital of the Exchange. Pursuant to the commencement of the SECC Regulations notified on June 20, 2012, Quantum had through its letter dated September 11, 2012 confirmed that they are ‘fit and proper’ as per Regulation 20 of the SECC Regulations and have not incurred any disqualifications mentioned in Regulation 20(b) of the SECC Regulations. Further, the Exchange has not received any correspondence or adverse communication from SEBI in this regard.
- (e) As per the letter dated September 13, 2012 submitted by GKFF Ventures Limited (erstwhile Argonaut Ventures) (“**GKFF**”) to SEBI, we understand that GKFF had made investments in the form of purchase of Equity Shares of the Exchange from November 23, 2009 onwards to October 15, 2010 as listed out in the table below:

Sr. No.	Date	Number of equity shares of face value of ₹ 1 each
1.	November 23, 2009	35,000
2.	November 23, 2009	15,000
3.	November 23, 2009	25,000
4.	November 25, 2009	66,000
5.	December 1, 2009	37,500
6.	December 3, 2009	20,000
7.	December 3, 2009	100,000
8.	December 4, 2009	21,054
9.	December 16, 2009	12,500
10.	December 17, 2009	100,000
11.	January 13, 2010	75,000
12.	January 29, 2010	260,000
13.	February 4, 2010	25,000
14.	February 15, 2010	50,000
15.	February 15, 2010	20,000
16.	February 24, 2010	75,000
17.	March 5, 2010	84,000
18.	March 10, 2010	133,054
19.	March 17, 2010	100,000
20.	March 23, 2010	176,500
21.	March 26, 2010	70,694
22.	March 31, 2010	141,054
23.	April 12, 2010	107,500

Sr. No.	Date	Number of equity shares of face value of ₹ 1 each
24.	April 16, 2010	130,000
25.	April 21, 2010	103,888
26.	April 26, 2010	96,801
27.	April 28, 2010	100,000
28.	April 30, 2010	105,694
29.	May 4, 2010	89,820
30.	May 7, 2010	123,838
31.	May 17, 2010	10,000
32.	May 17, 2010	5,000
33.	May 18, 2010	110,000
34.	June 2, 2010	99,000
35.	June 7, 2010	116,194
36.	June 10, 2010	100,000
37.	June 11, 2010	30,000
38.	June 17, 2010	52,000
39.	June 18, 2010	75,000
40.	June 21, 2010	60,000
41.	June 24, 2010	100,000
42.	June 24, 2010	403,000
43.	June 24, 2010	50,000
44.	June 25, 2010	50,000
45.	August 4, 2010	80,681
46.	August 4, 2010	136,500
47.	August 6, 2010	50,000
48.	August 12, 2010	25,000
49.	August 16, 2010	100,000
50.	August 24, 2010	75,000
51.	August 30, 2010	100,000
52.	September 2, 2010	60,000
53.	September 7, 2010	150,000
54.	September 27, 2010	135,000
55.	October 1, 2010	28,000
56.	October 5, 2010	38,000
57.	October 7, 2010	130,000
58.	October 15, 2010	45,591
	Total	4,913,863

GKFF held 4,913,863 Equity Shares, i.e., 4.75% of the paid up share capital of the Exchange. Pursuant to the commencement of the SECC Regulations notified on June 20, 2012, GKFF had submitted a ‘fit and proper’ declaration to the Exchange dated September 4, 2012 in compliance with Regulation 19(1) read with Regulation 20 of the SECC Regulations.

Subsequently, pursuant to SEBI circular no. CIR/MRD/DSA/33/2012 dated December 13, 2012 (“SEBI **Circular 2012**”), which requires a shareholder seeking SEBI’s approval for holding more than 2% or 5% of paid up equity share capital of a stock exchange to submit the application through the stock exchange concerned who in turn is required to verify the declarations/ undertakings given by the respective shareholders and forward the application which is, in its opinion, fit for approval along with its recommendation for SEBI’s approval, GKFF Ventures approached the Exchange to file an application with SEBI (dated July 5, 2013) for approval under Regulation 19(4) of the SECC Regulations in accordance with the procedure laid down in the SEBI Circular 2012. Further, the Exchange has not received any correspondence or adverse communication from SEBI in this regard.

6. As on January 25, 2017, the Exchange had 9,631 Shareholders.
7. Except as disclosed in “– Notes to Capital Structure – History of Equity Share capital of the Exchange” above, in the last two years preceding the date of filing of the Draft Red Herring Prospectus, the Exchange has not issued or allotted any Equity Shares.
8. The Exchange, our Directors and the Managers have not entered into any buy-back and / or standby and / or any other similar arrangements for the purchase of Equity Shares being offered through the Offer.

9. As on January 25, 2017, other than Spark Capital which held 15,750 Equity Shares, none of the Managers or their respective associates (determined as per the definition of 'associate' under Section 2(6) of the Companies Act, 2013) held any Equity Shares in the Exchange.

In addition to the above, as of January 25, 2017, two subsidiaries of Edelweiss, Edelweiss Securities Limited and Edelweiss Finance & Investments Limited held 5,700 Equity Shares and 149,000 Equity Shares, respectively.

10. The Exchange has not issued any Equity Shares out of revaluation reserves.
11. The Equity Shares are fully paid-up and there are no partly paid-up Equity Shares as on the date of filing this Prospectus.
12. As on the date of this Prospectus, there are no outstanding convertible securities or any other right which would entitle any person with any option to receive Equity Shares. However, 910,000 Equity Shares, which form a part of our issued Equity Share capital, are currently held in abeyance. For further details, please refer to sub section "*Equity Shares held in abeyance*" above.
13. Except for any allotment of Equity Shares which are currently held in abeyance, there will be no further issuance and allotment of Equity Shares whether by way of issue of bonus shares, preferential allotment, rights issue or in any other manner during the period commencing from filing of the Draft Red Herring Prospectus with SEBI until the Equity Shares have been listed on NSE.
14. None of our Directors or their immediate relatives have purchased or sold any securities of the Exchange or any of our Subsidiaries, during a period of six months preceding the date of filing the Draft Red Herring Prospectus with SEBI.
15. During the period of six months immediately preceding the date of filing of the Draft Red Herring Prospectus, no financing arrangements existed whereby our Directors and their relatives may have financed the purchase of securities of the Exchange by any other person.
16. In terms of Rule 19(2)(b) of the SCRR read with Regulation 41 of the ICDR Regulations and in compliance with Regulation 26(1) of the ICDR Regulations, wherein not more than 50% of the Offer was available for allocation on a proportionate basis to QIBs. Provided that the Exchange in consultation with the Managers, has allocated up to 60% of the QIB Portion to Anchor Investors on a discretionary basis out of which one third was reserved for domestic Mutual Funds only subject to valid Bids received from domestic Mutual Funds at or above the Anchor Investor Allocation Price. 5% of the QIB Portion (other than Anchor Investor Portion) was available for allocation on a proportionate basis to Mutual Funds only, and the remainder of the QIB Portion (other than Anchor Investor Portion) was available for allocation on a proportionate basis to all QIBs, including Mutual Funds, subject to valid Bids received at or above the Offer Price. Further, not less than 15% of the Offer was available for allocation on a proportionate basis to Non-Institutional Investors and not less than 35% of the Offer was available for allocation, in accordance with the ICDR Regulations, to Retail Individual Investors, subject to valid Bids received at or above the Offer Price.
17. The Exchange presently does not intend or propose to alter the capital structure for a period of six months from the Offer Opening Date, by way of split or consolidation of the denomination of Equity Shares or further issue of Equity Shares (including issue of securities convertible into or exchangeable, directly or indirectly for Equity Shares) whether on a preferential basis or issue of bonus or rights or further public issue of specified securities or qualified institutions placement or otherwise except where the same is on account of allotment of Equity Shares kept in abeyance. For details on Equity Shares held in abeyance, please refer to the paragraph on '*Equity Shares held in abeyance*' herein above. However, if the Exchange enters into acquisitions, joint ventures or other arrangements, the Exchange may, subject to necessary approvals, consider raising additional capital to fund such activity or use Equity Shares as currency for acquisitions or participation in such joint ventures.
18. Subject to valid Bids received at or above the Offer Price, under-subscription, if any, in any category, except the QIB Portion, would be allowed to be met with spill-over from other categories or a combination of categories at the discretion of the Exchange in consultation with the Managers and NSE.

19. There shall be only one denomination of the Equity Shares, unless otherwise permitted by law.
20. No payment, direct or indirect in the nature of discount, commission, and allowance or otherwise shall be made by the Exchange to the persons who are Allotted Equity Shares pursuant to the Offer.
21. The Exchange has not made any public issue or rights issue of any kind or class of securities since its incorporation.
22. No Equity Shares have been issued by the Exchange in the last one year preceding the date of filing of this Prospectus.

OBJECTS OF THE OFFER

The objects of the Offer are to achieve the benefits of listing the Equity Shares on NSE and for the sale of Equity Shares by the Selling Shareholders. Further, the Exchange expects that listing of the Equity Shares will enhance its visibility and brand image and provide liquidity to its existing Shareholders. The Exchange will not receive any proceeds of the Offer and all the proceeds of the Offer will go to the Selling Shareholders in the proportion of the Equity Shares offered by them.

Offer related expenses

The total expenses of the Offer are estimated to be approximately ₹ 636.27 million. The expenses of the Offer include, among others, listing fees, underwriting and management fees, printing and distribution expenses, advertisement expenses and legal fees, as applicable. The estimated Offer expenses are as follows:

Activity	Estimated expenses	As a % of the total estimated Offer expenses	As a % of the total Offer size
Fees payable to the Managers including underwriting commission, brokerage and selling commission, as applicable	286.35	45.00%	2.30%
Advertising and marketing expenses	87.38	13.74%	0.70%
Fees payable to the Registrar to the Offer	2.32	0.36%	0.02%
Brokerage and selling commission payable to Syndicate Members and SCSB, Registered Brokers, RTAs and CDPs ^{(1) (2) (3)}	21.81	3.43%	0.18%
Processing fees to SCSBs for ASBA Applications procured by the members of the Syndicate or Registered Brokers and submitted with the SCSBs ⁽⁴⁾	13.80	2.17%	0.11%
Others (listing fees, legal fees, SEBI and NSE processing fees, etc.)	224.61	35.30%	1.81%
Total estimated Offer expenses	636.27	100.00%	5.12%

⁽¹⁾ Selling commission on the portion for Retail Individual Investors and the portion for Non-Institutional Investors which are procured by members of the Syndicate (including their sub-syndicate members) would be as follows:

Portion for Retail Individual Investors	0.35% of the Amount Allotted [#] (plus applicable service tax)
Portion for Non-Institutional Investors	0.20% of the Amount Allotted [#] (plus applicable service tax)

[#] Amount allotted is the product of the number of Equity Shares Allotted and the Offer Price.

Bidding charges: ₹ 10 per valid application (plus applicable service tax) bid by the Syndicate (including their sub-syndicate members)

In addition to the selling commission referred above, any additional amount(s) to be paid by the Selling Shareholders shall be, as mutually agreed upon by the Managers, their affiliate Syndicate members, the Exchange in its capacity as duly constituted attorney for the Selling Shareholders before opening of the Offer.

⁽²⁾ Selling commission payable to the SCSBs on the portion for Retail Individual Investors and Non-Institutional Investors which are directly procured by them would be as follows:

Portion for Retail Individual Investors	0.35% of the Amount Allotted [#] (plus applicable service tax)
Portion for Non-Institutional Investors	0.20% of the Amount Allotted [#] (plus applicable service tax)

[#] Amount allotted is the product of the number of Equity Shares Allotted and the Offer Price.

No additional bidding charges shall be payable by the Exchange and the Selling Shareholder to the SCSBs on the applications directly procured by them.

⁽³⁾ Selling commission payable to the Registered Brokers, RTAs and CDPs on the portion for Retail Individual Investors and Non-Institutional Investors which are directly procured by the Registered Brokers or RTAs or CDPs or submitted to SCSB for processing, would be as follows:

Portion for Retail Individual Investors	0.35% of the Amount Allotted ^{&} (plus applicable service tax)
Portion for Non-Institutional Investors	0.20% of the Amount Allotted ^{&} (plus applicable service tax)

[&] Amount allotted is the product of the number of Equity Shares Allotted and the Offer Price.

Processing fees /uploading charges payable to the Registered Brokers, RTAs and CDPs on the portion for Retail Individual Bidders and Non-Institutional Bidders which are directly procured by the Registered Brokers/ RTAs / CDPs and submitted to SCSB for processing, would be as follows:

Portion for Retail Individual Investors	₹ 10.00 per valid Bid cum Application Form ^ (plus applicable service tax)
Portion for Non-Institutional Investors	₹ 10.00 per valid Bid cum Application Form ^ (plus applicable service tax)

^ For each valid application.

⁽⁴⁾ Processing fees payable to the SCSBs on the portion for Retail Individual Investors and Non-Institutional Investors which are procured by the Members of the Syndicate/Sub-Syndicate /Registered Brokers/ RTAs / CDPs and submitted to SCSB for blocking, would be as follows.

Portion for Retail Individual Investors	₹ 10.00 per valid Bid cum Application Form ^ (plus applicable service tax)
Portion for Non-Institutional Investors	₹ 10.00 per valid Bid cum Application Form ^ (plus applicable service tax)

^ For each valid application.

Upon completion of the Offer, all expenses with respect to the Offer, excluding listing fees payable to NSE where the Equity Shares are proposed to be listed which will be borne by the Exchange, will be shared among the Selling Shareholders, in proportion to the Equity Shares being offered by each of them in the Offer.

Any payments by the Exchange in relation to the Offer shall be on behalf of the Selling Shareholders and such payments will be reimbursed by the Selling Shareholders to the Exchange in proportion to the Equity Shares being offered for sale in the Offer.

Monitoring of utilization of funds

Since the Offer is by way of an offer for sale, there is no requirement to appoint a monitoring agency for the Offer.

Other confirmations

None of our Directors, Key Management Personnel or Group Companies will receive any proceeds from the Offer.

BASIS FOR OFFER PRICE

The Offer Price was determined by the Exchange in consultation with the Advisory Committee of Shareholders and the Managers, on the basis of an assessment of market demand for the offered Equity Shares by way of the Book Building Process and on the basis of the following qualitative and quantitative factors. For further details, please refer to the sections on “*Risk Factors*”, “*Our Business*”, “*Management’s Discussion and Analysis of Financial Condition and Results of Operations*” and “*Financial Statements*” on pages 19, 133, 502 and 214 of this Prospectus, respectively. The face value of the Equity Shares of the Exchange is ₹ 2 each and the Offer Price is 403 times the face value of the Equity Shares.

Qualitative Factors

Some of the qualitative factors which form the basis for computing the Offer Price are:

- a) Strong brand recognition with a track record of innovation;
- b) Diversified and integrated business model and active relationship with market participants;
- c) State-of-the-art infrastructure and technology; and
- d) Financial strength and diversified sources of revenue.

For a detailed discussion on the qualitative factors, which form the basis for computing the Offer Price, see the sections on “*Our Business – Our Strengths*” on page 134 of this Prospectus.

Quantitative Factors

The information presented below is based on the Restated Consolidated Financial Information and Restated Standalone Financial Information of the Exchange. For details, please refer to the section on “*Financial Statements*” beginning on page 214 of this Prospectus.

Some of the quantitative factors which may form the basis for computing the Offer Price are as follows:

1. Basic and Diluted Earnings Per Share after Exceptional Items and Extraordinary Items (“EPS”)⁽¹⁾

Year ended	Restated Standalone Basic / Diluted EPS (₹)	Weight
March 31, 2016	24.16	3
March 31, 2015	13.86	2
March 31, 2014	14.14	1
Weighted Average[#]	19.06	

Year ended	Restated Consolidated Basic / Diluted EPS (₹)	Weight
March 31, 2016	22.45	3
March 31, 2015	23.77	2
March 31, 2014	25.57	1
Weighted Average[#]	23.41	

For the six month ended September 30, 2016, the basic EPS and the diluted EPS was ₹ 15.79, on a restated standalone basis, and ₹ 19.22, on a restated consolidated basis (Not Annualized).

Notes:

- (1) The face value of the Equity Shares is ₹ 2.
- (2) The figures disclosed above are based on the Restated Financial Information of the Exchange.
- (3) Basic EPS and Diluted EPS calculations are in accordance with Accounting Standard 20 (AS-20) ‘Earnings per Share’ issued by ICAI.

2. Price Earning (P/E) ratio in relation to the Offer Price of ₹ 806 per Equity Share

Sr. No.	Particulars	Restated Standalone	Restated Consolidated
1.	P/E ratio on the Basic and Diluted EPS for the year ended March 31, 2016 at the Offer Price	33.36	35.90

3. Average Return on networth (RoNW)*

Period ended	Standalone RoNW (%)	Consolidated RoNW (%)	Weight
March 31, 2016	5.85	5.00	3
March 31, 2015	3.43	5.27	2
March 31, 2014	3.59	5.68	1
Weighted Average	4.67	5.20	

For the six month ended September 30, 2016, the RoNW was 3.68% on a restated standalone basis and 4.11% on a restated consolidated basis (not annualized).

*Note: RoNW is computed as Restated Net Profit after tax for the respective years divided by the net worth as at the end of the said years. Net worth has been computed as sum of share capital and reserves and surplus.

4. Minimum Return on Total Increased Net Worth after Offer needed to maintain Pre-Offer Basic EPS for the year ended March 31, 2016

There will be no change in Net Worth post the Offer as the Offer is by way of Offer for Sale by the Selling Shareholders.

5. Net Asset Value (“NAV”) per Equity Share of face value of ₹ 2 each*

NAV	Restated Standalone	Restated Consolidated
As on March 31, 2016	412.84	448.68

There will be no change in NAV post the Offer as the Offer is by way of Offer for Sale by the Selling Shareholders.

Offer Price: ₹ 806 per Equity Share

NAV per Equity Share as on September 30, 2016 was ₹ 429.40 on a restated standalone basis and ₹ 467.67 on a restated consolidated basis.

* Note: Net Assets Value per Equity Share (₹) = Restated Net worth at end of the year divided by Equity shares outstanding at the end of the year.

6. Comparison with other listed companies

There are no comparable listed companies in India engaged in the same line of business as the Exchange, hence comparison with industry peers are not applicable.

7. The Offer price is 403 times of the face value of the Equity Shares.

The Offer Price was determined by the Exchange in consultation with the Advisory Committee of Shareholders and the Managers, on the basis of the demand from investors for the Equity Shares through the Book Building Process.

Investors should read the above mentioned information along with “Risk Factors”, “Our Business”, “Management’s Discussion and Analysis of Financial Condition and Results of Operations” and “Financial Statements” on pages 19, 133, 502 and 214 of this Prospectus, respectively. The trading price of the Equity Shares could decline due to the factors mentioned in “Risk Factors” and you may lose all or part of your investments.

STATEMENT OF TAX BENEFITS

STATEMENT OF SPECIAL/GENERAL TAX BENEFITS AVAILABLE TO THE COMPANY AND ITS SHAREHOLDERS

January 3, 2017

To,
The Board of Directors
BSE Limited
25th Floor P J Towers,
Dalal Street,
Fort, Mumbai- 400 001

Dear Sirs,

Sub: Statement of possible Tax Benefits (the ‘Statement’) available to BSE Limited (Formerly “Bombay Stock Exchange Limited”) and its shareholders under Securities and Exchange Board of India (Issue of Capital and Disclosure Requirements) Regulations 2009 (‘the Regulations’)

We refer to the proposed offer for sale of shares of BSE Limited (“the Company”). We enclose herewith the statement showing the current position of special/general tax benefits available to the Company and to its shareholders as per the provisions of the Income-tax Act 1961 as amended by Finance Act, 2016, as applicable to the assessment year 2017-18 relevant to the financial year 2016-17 for inclusion in the Red Herring Prospectus (“RHP”) and Prospectus (“Offer Documents”) for the proposed offer for sale.

Several of these benefits are dependent on the Company or its shareholders fulfilling the conditions prescribed under the relevant provisions of the Income-tax Act 1961. Hence the ability of the Company or its shareholders to derive these direct tax benefits is dependent upon their fulfilling such conditions.

The benefits discussed in the enclosed statement are neither exhaustive nor conclusive. The contents stated in the Annexure are based on the information and explanations obtained from the Company. This statement is only intended to provide general information to guide the investors and is neither designed nor intended to be a substitute for professional tax advice. In view of the individual nature of the tax consequences and the changing tax laws, each investor is advised to consult their own tax consultant with respect to the specific tax implications arising out of their participation in the issue. We are neither suggesting nor are we advising the investor to invest money or not to invest money based on this statement.

We do not express any opinion or provide any assurance whether:

- The Company or its Shareholders will continue to obtain these benefits in future;
- The conditions prescribed for availing the benefits have been/would be met;
- The revenue authorities/courts will concur with the views expressed herein.

We hereby give our consent to include enclosed statement regarding the tax benefits available to the Company and to its shareholders in the Offer Documents for the proposed offer for sale of shares which the Company intends to submit to the Securities and Exchange Board of India provided that the below statement of limitation is included in the offer document.

LIMITATIONS

Our views expressed in the statement enclosed are based on the facts and assumptions indicated above. No assurance is given that the revenue authorities/courts will concur with the views expressed herein. Our views are based on the existing provisions of law and its interpretation, which are subject to change from time to time. We do not assume responsibility to update the views consequent to such changes. Reliance on the statement is on the express understanding that we do not assume responsibility towards the investors who may or may not invest in the proposed issue relying on the statement.

This statement has been prepared solely in connection with the offering of Equity shares by the Company under the Securities and Exchange Board of India ("SEBI") (Issue of Capital and Disclosure Requirements) Regulations, 2009, as amended (the Offerings).

For Deloitte Haskins & Sells LLP
Chartered Accountants
(Firm Registration No. 117366W/W-100018)

G. K. SUBRAMANIAM
Partner
Membership No. 109839
Mumbai, January 3, 2017

STATEMENT OF TAX BENEFITS

The information provided below sets out the possible direct tax benefits available to the shareholders of an Indian company in a summary manner only and is not a complete analysis or listing of all potential tax consequences of the subscription, ownership and disposal of equity shares, under the current tax laws presently in force in India. Several of these benefits are dependent on the shareholders fulfilling the conditions prescribed under the relevant tax laws. Hence the ability of the shareholders to derive the tax benefits is dependent upon fulfilling such conditions, which, based on commercial imperatives a shareholder faces, may or may not choose to fulfill. The following overview is not exhaustive or comprehensive and is not intended to be a substitute for professional advice. Investors are advised to consult their own tax consultant with respect to the tax implications of an investment in the shares particularly in view of the fact that certain recently enacted legislation may not have a direct legal precedent or may have a different interpretation on the benefits, which an investor can avail.

Our views expressed in this statement are based on the facts and assumptions as indicated in the statement. No assurance is given that the revenue authorities/courts will concur with the views expressed herein. Our views are based on the existing provisions of law and its interpretation, which are subject to change from time to time. We do not assume responsibility to update the views consequent to such changes. Reliance on this statement is on the express understanding that we do not assume responsibility towards the investors who may or may not invest in the proposed issue relying on this statement.

This statement has been prepared solely in connection with the offering of Equity shares by the Company under the Securities and Exchange Board of India (“SEBI”) (Issue of Capital and Disclosure Requirements) Regulations, 2009, as amended (the Offerings).

INVESTORS ARE ADVISED TO CONSULT THEIR OWN TAX CONSULTANT WITH RESPECT TO THE INDIAN TAX IMPLICATIONS AND CONSEQUENCES OF PURCHASING, OWNING AND DISPOSING OF EQUITY SHARES IN THEIR PARTICULAR SITUATION.

STATEMENT OF POSSIBLE DIRECT TAX BENEFITS AVAILABLE TO THE COMPANY AND TO ITS SHAREHOLDERS

I. Special tax benefits available to the Company

There are no special tax benefits available to the Company.

II. General tax benefits available to the Company

1. Deductions

- Under section 35DD of the Act, the Company will be entitled to a deduction equal to 1/5th of the expenditure incurred in connection with Amalgamation or Demerger of an undertaking by way of amortization over a period of 5 successive years, beginning with the previous year in which the amalgamation or demerger takes place.
- Under section 35DDA of the Act, the Company will be entitled to a deduction in connection with payment of any sum to an employee in connection with his voluntary retirement, in accordance with any scheme or schemes of voluntary retirement one-fifth of the amount so paid shall be deducted in computing the profits and gains of the business for that previous year, and the balance shall be deducted in equal instalments for each of the four immediately succeeding previous years

2. Dividends

- As per section 10(34) of the Act, any income by way of dividends referred to in section 115-O received on the shares of any Indian company is exempt from tax.

Dividend received by Indian company from specified foreign company (in which it has shareholding of 26% or more) is taxable at 15% (plus applicable surcharge, education cess and higher education cess) as per Section 115BBD of the Act.

As per section 115-O of the Act, tax on distributed profits of domestic companies is chargeable to tax at 15% (plus applicable surcharge, education cess and higher education cess). As per sub-section (1A) to section 115-O, the domestic Company will be allowed to set-off the dividend received from its subsidiary company during the financial year against the dividend distributed by it, while computing the Dividend Distribution Tax (“DDT”) if:

- a) the dividend is received from its domestic subsidiary and the subsidiary has paid the DDT payable on such dividend;
- b) the dividend received from a foreign subsidiary, the Company has paid tax payable under section 115BBD.

Further, the net distributed profits shall be increased to such amounts as would, after reduction of the tax on such increased amounts at the specified rate, be equal to the net distributed profits.

However, the same amount of dividend shall not be taken into account for reduction more than once.

- As per section 10(35) of the Act, the following income will be exempt in the hands of the Company:
 - a) Income received in respect of the units of a Mutual Fund specified under clause (23D) of section 10; or
 - b) Income received in respect of units from the Administrator of the specified undertaking; or
 - c) Income received in respect of units from the specified company:

However, this exemption does not apply to any income arising from transfer of units of the Administrator of the specified undertaking or of the specified Company or of a mutual fund, as the case may be.

3. Capital gains

- Capital assets may be categorized into short term capital assets or long term capital assets based on the period of holding. Capital assets being shares listed in a recognised Stock Exchange in India held for a period of more than 12 months and shares (other than listed) held for more than 24 months are considered as long term capital assets. Consequently, capital gains arising on sale of these assets held for more than 12 months/ 24 months as the case may be are considered as long term capital gains (“LTCG”). Capital gains arising on sale of these assets held for 12 months/ 24 months or less are considered as short term capital gains (“STCG”).
- As per section 10(38) of the Act, capital gains arising to the Company from the transfer of long term capital asset being an equity share in a company or a unit of an equity oriented fund where such transaction is chargeable to securities transaction tax (“STT”) will be exempt in the hands of the Company. Such capital gain exemption would be available without such transaction being subject to STT if such transaction is undertaken on a recognized stock exchange located in any International Financial Services Centre and where the consideration is paid or payable in foreign currency. However, income by way of LTCG shall not be reduced in computing the book profits for the purposes of computation of minimum alternate tax (“MAT”) under section 115JB of the Act.
- As per provisions of Section 48 of the Act, LTCG arising on transfer of capital assets, other than bonds and debentures (excluding capital indexed bonds issued by the Government and sovereign gold bonds issued by Reserve Bank of India) and depreciable assets, is computed by deducting the indexed cost of acquisition and indexed cost of improvement from the full value of consideration
- In accordance with section 112 of the Act, LTCG to the extent not exempt under Section 10(38) of the Act would be subject to tax at the rate of 20% (plus applicable surcharge and education cess) with indexation benefits. However, as per the proviso to Section 112 of the Act, if the tax on LTCG is resulting from transfer of listed securities (other than unit) or zero coupon bonds, then LTCG will be chargeable to tax at the rate lower of the following: -
 - a. 20% (plus applicable surcharge and education cess) of the capital gains as computed after indexation of cost; or
 - b. 10% (plus applicable surcharge and education cess) of the capital gains as computed without indexation

No deduction under Chapter VIA of the Act shall be allowed from such income.

- Under section 54EC of the Act and subject to the conditions and to the extent specified therein, LTCG (in case not covered under section 10(38) of the Act) arising on the transfer of a Long Term Capital Asset would be exempt from tax if such capital gain is invested within 6 months from the date of such transfer in a “long term specified asset”.

A “long term specified asset” means any bond, redeemable after three years and issued on or after 1st day of April 2007 by the:

- a. National Highways Authority of India constituted under Section 3 of The National Highways Authority of India Act, 1988;
- b. Rural Electrification Corporation Limited, a company formed and registered under the Companies Act, 1956.

The total deduction with respect to investment in the long term specified assets is restricted to INR 50 lakhs whether invested during the financial year in which the asset is transferred and in the subsequent year.

Where the “long term specified asset” are transferred or converted into money within three years from the date of their acquisition, the amount so exempted is taxable as capital gains in the year of transfer / conversion

- Under section 54EE of the Act and subject to the conditions and to the extent specified therein, LTCG (in case not covered under section 10(38) of the Act) arising on the transfer of a Long Term Capital Asset would be exempt from tax if such capital gain is invested within 6 months from the date of such transfer in a “long term specified asset”.

A “long term specified asset” means a unit or units, issued before the 1st day of April, 2019, of such fund as may be notified by the Central Government in this behalf.

The total deduction with respect to investment in the long term specified assets is restricted to INR 50 lakhs whether invested during the financial year in which the asset is transferred and in the subsequent year.

Where the “long term specified asset” are transferred within three years from the date of their acquisition, the amount so exempted is taxable as capital gains in the year of transfer.

- As per section 111A of the Act, STCG arising to the Company from the sale of equity share or a unit of an equity oriented fund, where such transaction is chargeable to STT will be taxable at the rate of 15% (plus applicable surcharge and education cess). Such concessional rate would be available without such transaction being subject to STT if such transaction is undertaken on a recognized stock exchange located in any International Financial Services Centre and where the consideration is paid or payable in foreign currency. Further, STCG as computed above that are not liable to STT would be subject to tax as calculated under the normal provisions of the Act. No deduction under Chapter VIA of the Act shall be allowed from such STCG.
- As per section 10(34A) of the Act, any income arising to the Company being a shareholder on account of buy back of shares (not being shares listed on a recognized stock exchange in India) referred in section 115QA is exempt from tax.

III. Special tax benefits available to Shareholders

1. Special tax benefits to Foreign Portfolio Investors (‘FPIs’)

- Section 2(14) of the Act provides that any security held by a FPI who has invested in such securities in accordance with the regulations made under Securities & Exchange Board of India Act, 1992 would be treated as a capital asset only so that any income arising from transfer of such security by a FPI would be treated in the nature of capital gains.
- Under Section 115AD(1)(ii) of the Act, income by way of STCG arising to the FPI on transfer of shares shall be chargeable at a rate of 30%, where such transactions are not subjected to STT, and at the rate of 15% if such transaction of sale is entered on a recognised stock exchange in India and is chargeable to STT. The above rates are to be increased by applicable surcharge and education cess.
- Under Section 115AD(1)(iii) of the Act income by way of LTCG arising from the transfer of shares (in cases not covered under Section 10(38) of the Act) held in the company will be taxable at the rate of 10% (plus

applicable surcharge and education cess). The benefits of indexation of cost and of foreign currency fluctuations are not available to FPIs.

2. Special tax benefits available to venture capital companies/ funds

- Under Section 10(23FB) of the Act, any income of Venture Capital Company registered with SEBI or Venture Capital Fund registered under the provision of the Registration Act, 1908 (set up to raise funds for investment in venture capital undertaking notified in this behalf), would be exempt from income tax, subject to conditions specified therein. (Not applicable to income of venture capital fund/company being an investment fund specified in clause of the Explanation 1 to Section 115UB).

Venture capital companies / funds are defined to include only those companies / funds which have been granted a certificate of registration, before the 21st day of May, 2012 as a Venture Capital Fund or have been granted a certificate of registration as Venture Capital Fund as a sub-category of Category I Alternative Investment Fund. 'Venture capital undertaking' means a venture capital undertaking as defined in clause (n) of regulation 2 of the Venture Capital Funds Regulations or as defined in clause (aa) of sub-regulation (1) of regulation 2 of the Alternative Investment Funds Regulations.

- As per Section 115U(1) of the Act, any income accruing/arising/received by a person from his investment in Venture Capital Company/Venture Capital Fund would be taxable in the hands of the person making an investment in the same manner as if it were the income accruing/arising/received by such person had the investments been made directly in the venture capital undertaking.
- As per section 115U(5) of the Act, the income accruing or arising to or received by the venture capital company/funds from investments made in a venture capital undertaking if not paid or credited to a person (who has investments in a Venture Capital Company /Fund) shall be deemed to have been credited to the account of the said person on the last day of the previous year in the same proportion in which such person would have been entitled to receive the income had it been paid in the previous year.

3. Special tax benefits to Non-Resident Indians

- As per section 115C(e) of the Act, the term "non-resident Indians" means an individual, being a citizen of India or a person of Indian origin who is not a "resident". A person shall be deemed to be of Indian origin if he, or either of his parents or any of his grand-parents, was born in undivided India.
- As per section 115E of the Act, in the case of a shareholder being a non-resident Indian, and subscribing to the shares of the Company in convertible foreign exchange, in accordance with and subject to the prescribed conditions, LTCG on transfer of the shares of the Company (in cases not covered under section 10(38) of the Act) will be subject to tax at the rate of 10% (plus applicable surcharge and education cess), without any indexation benefit.
- As per section 115F of the Act and subject to the conditions specified therein, in the case of a shareholder being a non-resident Indian, gains arising on transfer of a long term capital asset being shares of the Company will not be chargeable to tax if the entire net consideration received on such transfer is invested within the prescribed period of six months in any specified asset or savings certificates referred to in section 10(4B) of the Act. If part of such net consideration is invested within the prescribed period of six months in any specified asset or savings certificates referred to in section 10(4B) of the Act then this exemption would be allowable on a proportionate basis. Further, if the specified asset or saving certificates in which the investment has been made is transferred within a period of three years from the date of investment, the amount of capital gains tax exempted earlier would become chargeable to tax as long term capital gains in the year in which such specified asset or savings certificates are transferred.
- As per section 115G of the Act, non-resident Indians are not obliged to file a return of income under section 139(1) of the Act, if their only source of income is income from specified investments or long term capital gains earned on transfer of such investments or both, provided tax has been deducted at source from such income as per the provisions of Chapter XVII-B of the Act.
- As per section 115H of the Act, where non-resident Indian becomes assessable as a resident in India, he may furnish a declaration in writing to the Assessing Officer, along with his return of income for that year under section 139 of the Act to the effect that the provisions of Chapter XII-A shall continue to apply to him in

relation to investment income derived from the investment in equity shares of the Company as mentioned in section 115C(f)(i) of the Act for that year and subsequent assessment years until assets are converted into money.

- As per section 115I of the Act, a non-resident Indian may elect not to be governed by the provisions of Chapter XII-A for any assessment year by furnishing a declaration along with his return of income for that assessment year under section 139 of the Act, that the provisions of Chapter XII-A shall not apply to him for that assessment year and accordingly his total income for that assessment year will be computed in accordance with the other provisions of the Act.

4. Special tax benefits available to Alternative Investment Fund (Category I and II)

- Under section 10(23FBA), any income of an investment fund other than the income chargeable under the head "Profits and gains of business or profession" is exempt from income tax.
- As per Section 115UB(1) of the Act, any income accruing/arising/received by a person from his investment in investment Fund would be taxable in the hands of the person making an investment in the same manner as if it were the income accruing/arising/received by such person had the investments by the investment fund been made directly by him.
- As per section 115UB(6) of the Act, the income accruing or arising to or received by the investment fund if not paid or credited to a person (who has investments in the investment fund) shall be deemed to have been credited to the account of the said person on the last day of the previous year in the same proportion in which such person would have been entitled to receive the income had it been paid in the previous year.

5. Special tax benefits available to Mutual Funds

As per section 10(23D) of the Act, any income of Mutual Funds registered under the Securities and Exchange Board of India Act, 1992 or Regulations made thereunder, Mutual Funds set up by public sector banks or public financial institutions and Mutual Funds authorised by the Reserve Bank of India will be exempt from income tax, subject to such conditions as the Central Government may, by notification in the Official Gazette, specify in this behalf.

IV. General tax benefits available to Shareholders

- As per section 10(34) of the Act, any income by way of dividends referred to in section 115O received on the shares of any Indian company is exempt from tax. As per section 115BBDA, income by way of dividend in excess of INR 10 lakhs is chargeable to tax in the case of an individual, Hindu undivided family ("HUF") or a firm who is resident in India, at the rate of ten percent (plus applicable surcharge, education cess and secondary and higher education cess).
- As per section 10(38) of the Act, LTCG arising from the transfer of a long term capital asset being an equity share of the company, where such transaction is chargeable to STT, will be exempt in the hands of the shareholder.
- As per first proviso to section 48 of the Act, in case of a non-resident shareholder, the capital gain/loss arising from transfer of shares or debentures of the company, acquired in convertible foreign exchange, is to be computed by converting the cost of acquisition, sales consideration and expenditure incurred wholly and exclusively in connection with such transfer, into the same foreign currency which was initially utilized in the purchase of shares. Cost Indexation benefit will not be available in such a case.
- As per second proviso to Section 48 of the Act, in case of resident shareholders, LTCG arising on transfer of capital assets, other than bonds and debentures (excluding capital indexed bonds issued by the Government and sovereign gold bond issued by the Reserve Bank of India) and depreciable assets, is computed by deducting the indexed cost of acquisition and indexed cost of improvement from the full value of consideration.
- In accordance with section 112 of the Act, LTCG to the extent not exempt under section 10(38) of the Act would be subject to tax at the rate of 20% (plus applicable surcharge and education cess) with benefit of indexation or foreign exchange fluctuations adjustments. No deduction under Chapter VIA of the Act shall be allowed from such income.

- As per section 112(1)(c)(iii) of the Act, in case of non-residents, LTCG to the extent not exempt under section 10(38) arising from transfer of unlisted securities or shares of the company not being the company in which the public are substantially interested will be charged to tax at the rate of 10% (plus applicable surcharge and education cess) without giving benefit of indexation or foreign exchange fluctuations adjustments. No deduction under Chapter VIA of the Act shall be allowed from such income.
- As per the proviso to Section 112 of the Act, if the tax on LTCG is resulting from transfer of listed securities (other than unit) or zero coupon bonds, then LTCG will be chargeable to tax at the rate lower of the following:
 - a. 20% (plus applicable surcharge and education cess) of the capital gains as computed after indexation of the cost; or
 - b. 10% (plus applicable surcharge and education cess) of the capital gains as computed without indexation

No deduction under Chapter VIA of the Act shall be allowed from such income

- Under section 54EC of the Act and subject to the conditions and to the extent specified therein, LTCG (in case not covered under section 10(38) of the Act) arising on the transfer of a Long Term Capital Asset would be exempt from tax if such capital gain is invested within 6 months from the date of such transfer in a “long term specified asset”.

A “long term specified asset” means any bond, redeemable after three years and issued on or after 1st day of April 2007 by the:

- a. National Highways Authority of India constituted under Section 3 of The National Highways Authority of India Act, 1988;
- b. Rural Electrification Corporation Limited, a company formed and registered under the Companies Act, 1956.

The total deduction with respect to investment in the long term specified assets is restricted to INR 50 lakhs to be invested during the financial year in which the asset is transferred and subsequent year.

Where the “long term specified asset” are transferred or converted into money within three years from the date of their acquisition, the amount so exempted is taxable as capital gains in the year of transfer / conversion

- As per section 54F of the Act, LTCG (in cases not covered under section 10(38) arising on the transfer of the shares of the company held by an Individual or Hindu Undivided Family will be exempt from capital gains tax if the net consideration is utilized to purchase or construct a residential house. The residential house is required to be purchased within a period of one year before or two years after the date of transfer or to be constructed within three years after the date of transfer.
- As per section 111A of the Act, STCG arising from the sale of equity shares of the company, where such transaction is chargeable to STT, will be taxable at the rate of 15% (plus applicable surcharge and education cess). Further, STCG as computed above that are not liable to STT would be subject to tax as calculated under the normal provisions of the Act. No deduction under Chapter VIA of the Act shall be allowed from such income.
- As per section 10(34A) of the Act, any income arising to the shareholder on account of buy back of shares (not being shares listed on a recognized stock exchange in India) referred in section 115QA is exempt from tax.

NOTES:

1. The above benefits are as per the current tax law as amended by the Finance Act, 2016.
2. This statement does not discuss any tax consequences in the country outside India of an investment in the shares. The shareholders / investors in the country outside India are advised to consult their own professional advisors regarding possible Income tax consequences that apply to them.
3. As per the Finance Act, 2016 surcharge is to be levied on individuals, Hindu undivided family, associations of persons, body of individuals or artificial juridical person at the rate of 15% if the total income exceeds INR one crore.
4. Surcharge is to be levied on firm, co-operative society and local authorities at the rate of 12% if the total income exceeds INR one crore.
5. Surcharge is to be levied on domestic companies at the rate of 7% where the income exceeds INR one crore but does not exceed INR ten crores and at the rate of 12% where the income exceeds INR ten crores.
6. Surcharge is to be levied on every company other than domestic company at the rate of 2% where the income exceeds INR one crore but does not exceed INR ten crores and at the rate of 5% where the income exceeds INR ten crores.
7. The above statement of possible direct tax benefits sets out the provisions of law in a summary manner only and is not a complete analysis or listing of all potential tax consequences of the purchase, ownership and disposal of shares.
8. In respect of non-residents, the tax rates and the consequent taxation mentioned above shall be further subject to any benefits available under the DTAA, if any, between India and the country of residence of the non-resident. As per the provisions of section 90(2) of the Act, the provisions of the Act would prevail over the provisions of the Tax Treaty to the extent they are more beneficial to the non-resident.

As per section 90(4) of the Act, the non-residents shall not be entitled to claim relief under section 90(2) of the Act, unless a certificate of their being a resident in any country outside India, is obtained by them from the government of that country or any specified territory. As per section 90(5) of the Act, the non-residents shall be required to provide such other information, as has been notified.

INDUSTRY

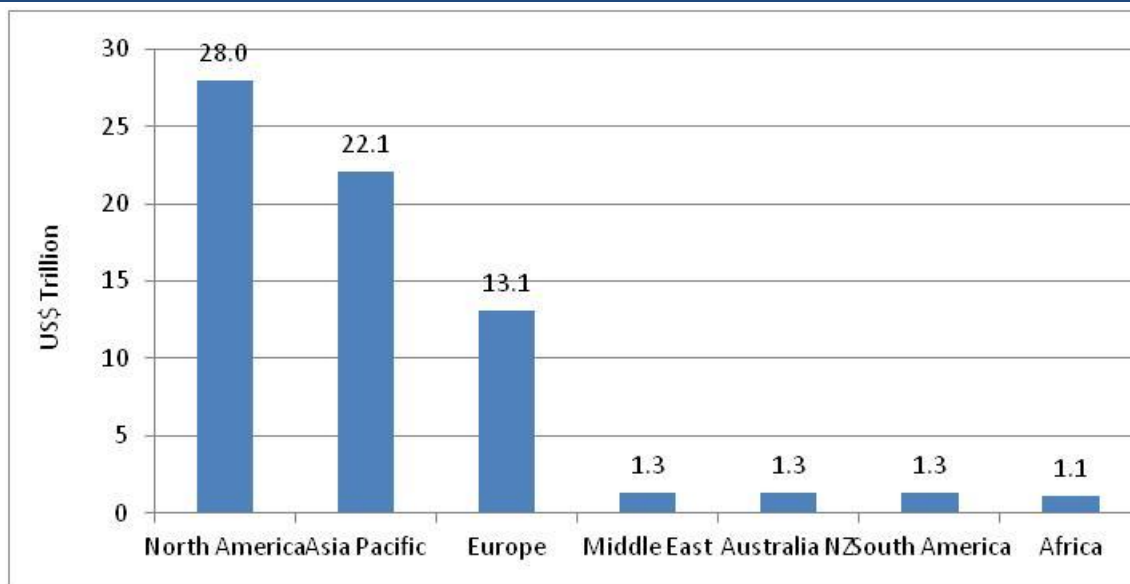
The information in this section has been extracted from various government publications and industry sources, specifically from the World Federation of Exchanges, World Bank (*Global Economic Prospects, Divergences and Risks, July 2016*), the CIA World Factbook, the Government of India's Ministry of Statistics and Programme Implementation Press Release 12 May 2016 (*Quick Estimates of Index of Industrial Production and Use-Based Index for the Month of March, 2016*), the Reserve Bank of India (*Monetary Policy Report, April 2016 and its website*) and CARE Research (*Report on the Indian Stock Exchange Sector, December 2016*). We specifically commissioned CARE Research to prepare an industry report on the Indian stock exchange sector for reference in this Prospectus. While we have exercised reasonable care in compiling and reproducing such official, industry, market and other data in this document, neither we, the Managers nor any other person connected with the Offer have independently verified this information and, accordingly, this information should not be relied on as if it had been so verified. Industry sources and publications generally state that the information contained therein has been obtained from sources generally believed to be reliable, but that their accuracy, completeness and underlying assumptions are not guaranteed and their reliability cannot be assured and, accordingly, investment decisions should not be based on such information. Unless otherwise stated, all years refer to calendar years.

General Overview of the Exchange Sector

Globally, there are over 70 major stock exchanges with a market capitalisation of more than US\$5 billion. The total global market capitalisation of WFE member exchanges (the "**WFE Exchanges**") aggregated to US\$68 trillion at the end of October 2016 (*Source: World Federation of Exchanges*). 16 of these stock exchanges had a market capitalisation of above US\$1 trillion each. Market capitalisation of these stock exchanges taken together accounted for 86% of the total global market capitalisation. (*Source: CARE Research, Report on Indian Stock Exchange Sector, December 2016 ("CARE Research Report")*).

The following chart shows the market capitalisation of WFE Exchanges in different regions at the end of October 2016:

Regionwise Market Capitalisation at the end of October 2016



Source: World Federation of Exchanges (WFE)

The Intercontinental Exchange: NYSE ("**ICE: NYSE**") dominates with a market capitalisation of about US\$18.2 trillion at the end of October 2016. In terms of turnover (defined as the value of shares traded), the Shanghai Stock Exchange topped the list with a turnover of about US\$21.3 trillion in 2015. The BSE Limited was the largest exchange in the world in terms of number of listed companies at the end of October 2016, with 5,868 companies. (*Source: CARE Research Report*)

The chart below shows the number of trades on the top 15 WFE Exchanges in the world by market capitalisation for the time periods indicated.

No.	Exchange	Country	Domestic Market Capitalisation					Value of Equity Trading (Electronic Order Book Transactions) ⁽¹⁾					
			As at December 31,					As at October 31,	For the year ended December 31,				
			2011	2012	2013	2014	2015	2016	2011	2012	2013	2014	2015
<i>(U.S.\$ billions)</i>													
1	ICE: NYSE.....	U.S.	11,796	14,086	17,950	19,351	17,787	18,153	18,027	13,443	13,700	15,868	17,477
2	Nasdaq - US.....	U.S.	3,845	4,582	6,085	6,979	7,281	7,475	12,724	9,784	9,585	12,237	12,515
3	Japan Exchange Group.....	Japan	3,541	3,681	4,543	4,378	4,895	5,104	4,161	3,606	6,516	5,444	5,541
4	Shanghai Stock Exchange	China	2,537	2,547	2,497	3,933	4,549	4,100	3,658	2,599	3,731	6,085	21,343
5	Euronext	EU	2,447	2,832	3,584	3,319	3,306	3,418	2,134	1,576	1,662	1,952	2,077
6	Shenzhen Stock Exchange	China	1,055	1,150	1,452	2,072	3,639	3,346	2,838	2,369	3,859	5,941	19,611
7	LSE Group.....	UK	3,266	3,397	4,429	4,013	3,879	3,322	2,837	2,194	2,233	2,771	2,651
	Hong Kong Exchanges and												
8	Clearing	Hong Kong	2,258	2,832	3,101	3,233	3,185	3,277	1,445	1,106	1,323	1,521	2,126
9	TMX Group	Canada	1,912	2,059	2,114	2,094	1,592	1,924	1,542	1,357	1,371	1,408	1,185
10	BSE Limited	India	1,007	1,263	1,139	1,558	1,516	1,712	148	110	85	123	121
11	Deutsche Börse	Germany	1,185	1,486	1,936	1,739	1,716	1,692	1,758	1,276	1,335	1,470	1,556
	National Stock Exchange of												
12	India.....	India	985	1,234	1,113	1,521	1,485	1,675	589	526	479	633	677
13	SIX Swiss Exchange	Switzerland	1,090	1,233	1,541	1,495	1,519	1,387	887	585	667	797	991
14	Korea Exchange	South Korea	996	1,179	1,235	1,213	1,231	1,288	2,029	1,518	1,285	1,350	1,930
15	Nasdaq Nordic Exchanges*	Sweden	842	996	1,269	1,197	1,268	1,228	828	587	626	723	755

*As at October 31, 2016, the Australian Securities Exchange has a domestic market capitalisation of U.S.\$ 1,265 billion, higher than that of the Nasdaq Nordic Exchanges.

(Source: WFE)

The following chart shows the top five WFE Exchanges in the world in terms of number of listed companies in 2015:

Ranking of exchanges in terms of number of listed companies in 2015		
Exchanges	No of companies	Rank in 2015
BSE.....	5,836	1
BME Spanish Exchanges	3,651	2
TMX Group.....	3,559	3
Japan Exchange Group.....	3,513	4
NASDAQ.....	2,859	5

Source: WFE

Key trends

Asia is now a major contributor to global economic growth. It boasts some of the world's fastest-growing economies like China and India. Further, it also includes Japan, the increasingly affluent South Korea and the fast-growing Association of South East Asian Nations ("ASEAN"). Asia's share in world GDP, in real US\$ purchasing power parity terms, ("PPP") has grown to reach 39% in 2015 compared to 23% in 1990, much larger than the shares of the United States and the European Union. (Source: CARE Research Report)

Over the years, Asia has emerged as an outsourcing hub for the Western world. Initially, it was Japan, then other countries like South Korea, Singapore and Taiwan and now, China and India. In the past decade, Asian countries have become more integrated with the global value chain, thereby increasing trade, investments and development. China has overtaken the United States as the world's largest automobile market. In addition, Asia is now a key part of the growth strategies for a variety of multinational corporations, ranging from banks to technology companies. With a rising affluent population and a rising middle class, Asia's role in global demand has increased. (Source: CARE Research Report)

Asian demand for commodities has made an even bigger impact. A few decades ago, demand from the United States was the key driver of oil prices. Even though the supply of US shale oil has played a key role in the global oil markets in the recent past, demand for oil from emerging economies, especially China, has also been key to the state of the global oil market. The Asia-Oceania region is now the world's leading consumer of petroleum and other liquid fuels. Economic growth of commodity-producing nations is increasingly dependent on Asian economies. Moreover, rising demand from Asia has contributed to growth in non-oil commodity-

producing nations, especially those rich in iron ore, copper, and coal. The economies of commodity producers such as Brazil, Chile, and Indonesia are increasingly dependent on demand from emerging Asian countries rather than the West alone. (Source: CARE Research Report)

While certain affluent nations in South East Asia have always been of interest to global investors, investors have now started to focus on other fast-growing emerging economies in Asia. As a result, major global equity, bond, and currency markets have been increasingly interlinked with Asia. In addition, movements in Asian markets have started to have more of an impact on major markets in the West. For example, the bull run in Chinese stocks ran out of steam in 2015, the impact of which was felt across the equity markets worldwide. Within Asia, financial markets have become more interconnected due to growing trade and investment links within the region. All these factors together have led to an increase in participation of global and local investors in Asian equity markets. As a result, exchanges in Asia have contributed to growth in global turnover, the number of trades and market capitalisation. (Source: CARE Research Report)

Turnover

The total turnover of all exchanges worldwide grew from US\$78 trillion in 2011 to US\$114 trillion in 2015. Exchanges in Asia Pacific had the highest turnover in 2015 with US\$54 trillion. Turnover of exchanges in Asia Pacific increased substantially from US\$17 trillion in 2011 to US\$54 trillion in 2015, at a compounded annual growth rate ("CAGR") of 34%. Turnover for exchanges in the Americas, including North America and South America, the region with the second highest turnover, remained in the range of US\$46 to US\$47 trillion from 2011 to 2015. (Source: CARE Research Report)

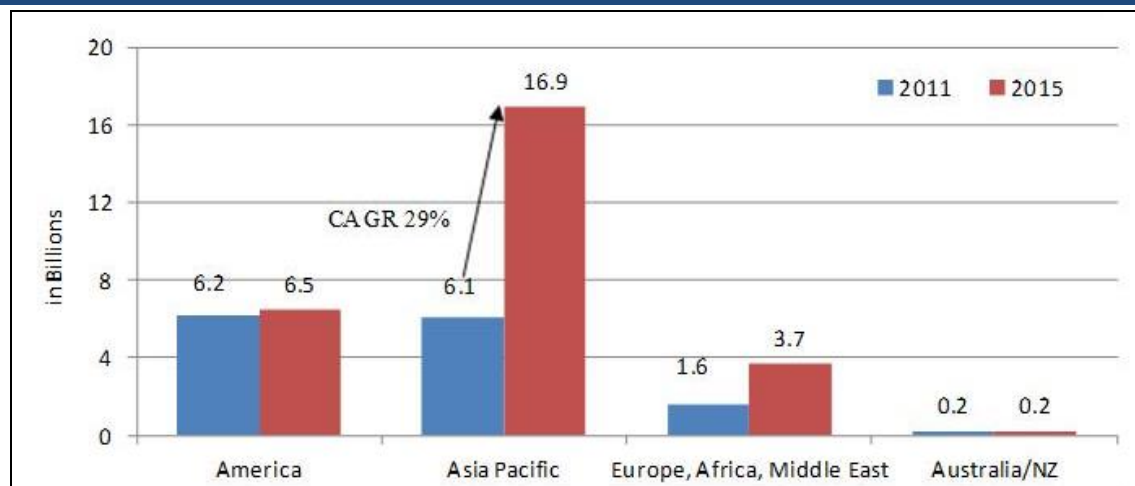
In 2015, the total value of shares traded globally increased by 41% on a year-on-year basis. The rise is driven predominantly by trading activity in Asia Pacific, particularly in China. In 2015, the value of shares traded in Asia Pacific rose by 127% compared to that in 2014. The value of shares traded in China increased by 218% from US\$13.5 trillion in 2014 to US\$43 trillion in 2015. (Source: CARE Research Report)

Number of trades

Over the period 2011 to 2015, the global number of trades grew from 14.1 billion in 2011 to 27.4 billion in 2015. On a year-on-year basis, the total number of trades increased by 56% from 17.5 billion in 2014 to 27.4 billion in 2015. Asia Pacific accounted for most of this growth, as the region witnessed a 117% rise in the number of trades from 7.9 billion trades in 2014 to 16.9 billion trades in 2015. Markets in China mainly contributed to this growth, where the number of trades rose by 186% on a year-on-year basis from 3.5 billion trades in 2014 to 10.1 billion trades in 2015. The number of trades in India increased by 8% from 2.1 billion trades in 2014 to 2.3 billion trades in 2015.

The following chart compares the number of trades in different regions over the period 2011 to 2015.

Number of trades on stock exchanges in different regions



Source: WFE and CARE Research

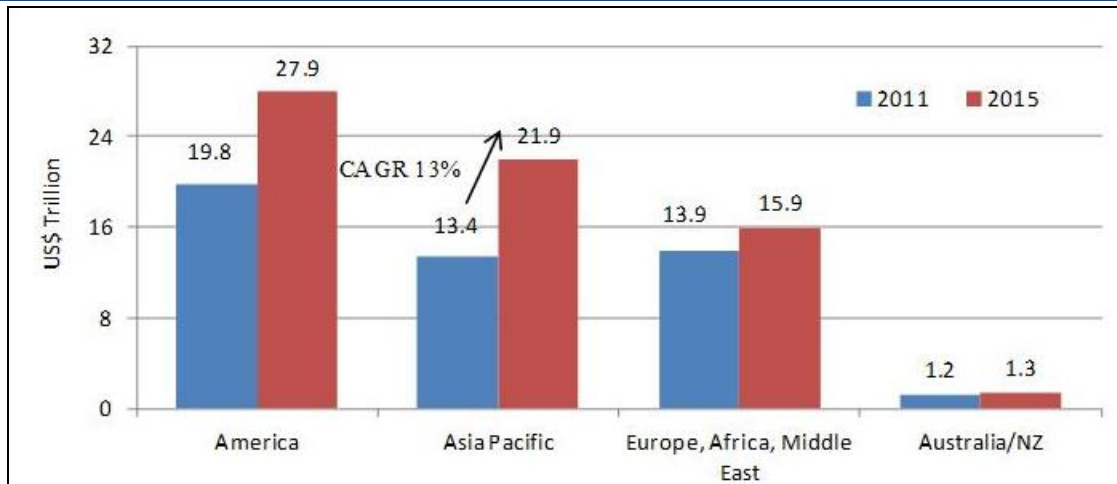
America includes North and South America

Market Capitalisation

The market capitalisation of domestic companies in Asia Pacific grew at CAGR of 11.5% from 2003 to 2015, as compared to the CAGR of market capitalisation of domestic companies in America (4.9%) and Europe, Middle East and Africa (5.4%). The market capitalisation surge in Asia Pacific was mainly driven by China. Despite the turmoil in Chinese markets, this trend is expected to continue on account of the growth outlook of India and China. (Source: CARE Research Report)

Market capitalisation of listed companies on exchanges in Asia Pacific grew at a CAGR of 13% from US\$13.4 trillion in 2011 to \$21.9 trillion in 2015. The following chart shows trend of market capitalisation of different regions over the period 2011 to 2015. (Source: CARE Research Report)

Market capitalisation of different regions

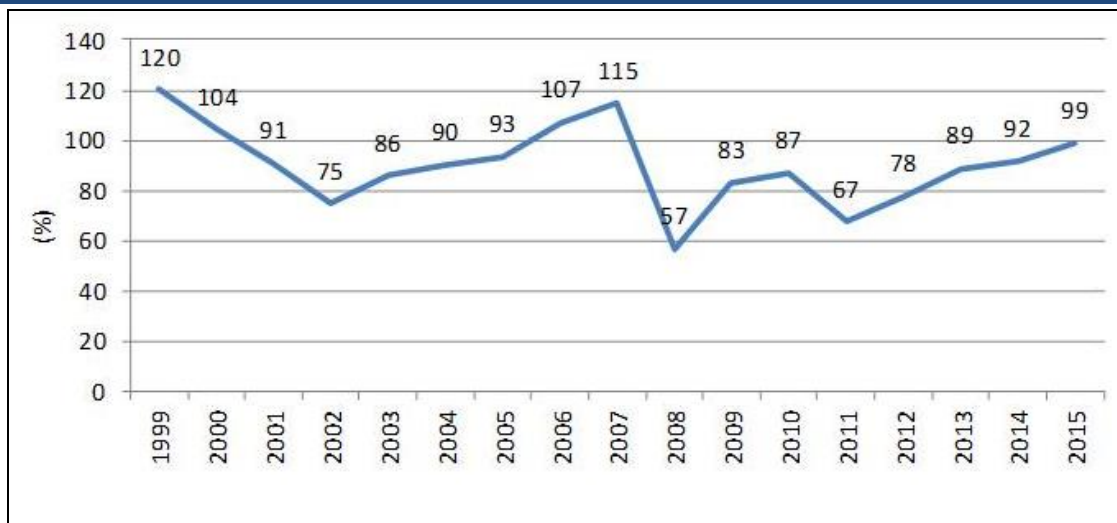


Source: WFE
Note: America includes North and South America

Trend of Market Capitalisation to GDP of Major Economies

The following chart shows trend of global market capitalisation to GDP for the time periods indicated.

Trend of Global Market Capitalisation to GDP



Source: WFE, World Bank

The financial crisis in 2007 and 2008 led to decline in domestic market capitalisation in 2008 in most major economies across the world. Market capitalisation to GDP in emerging economies like China and India also declined steeply.

The following chart shows the ratio of domestic market capitalisation to GDP of certain major economies for the time periods indicated.

Trend of domestic market capitalisation to GDP (in %) across major economies										
Country Name	2006	2007	2008	2009	2010	2011	2012	2013	2014	2015
Brazil.....	64	98	35	80	70	47	50	41	35	28
Russian Federation ⁽¹⁾	N/A	N/A	N/A	62	62	39	38	35	19	30
Germany.....	55	61	30	38	42	32	42	52	45	51
India.....	86	147	53	96	96	55	69	61	76	73
China.....	42	127	39	71	67	46	44	42	58	75
Chile.....	113	123	73	134	157	108	118	96	90	79
Israel.....	105	131	50	91	97	60	62	70	66	82
Philippines.....	56	69	30	51	79	74	92	80	92	82
Luxembourg.....	190	330	121	208	193	115	126	127	97	82
France.....	104	103	50	72	72	54	67	82	74	86
Thailand.....	63	75	35	63	81	72	98	84	106	88
Korea, Rep.	82	100	47	93	100	83	96	95	86	89
Australia.....	147	152	65	136	127	86	90	87	89	89
Belgium.....	97	82	32	54	56	44	60	72	71	91
Netherlands.....	107	114	42	65	79	67	79	95	89	97
Canada.....	129	149	67	122	135	107	113	115	117	103
Japan.....	106	99	64	66	70	56	58	93	95	119
Malaysia.....	145	168	82	143	160	133	148	155	136	129
North America.....	140	139	78	106	117	101	115	141	149	137
United States.....	141	138	79	105	115	101	116	144	152	140
Singapore.....	260	300	138	250	274	217	264	248	246	219
Switzerland.....	283	267	160	197	212	156	185	225	213	229
South Africa.....	262	277	168	270	246	189	228	258	267	235
Hong Kong SAR, China.....	886	1254	606	1077	1186	909	1078	1125	1110	1028
Source: World Bank										
⁽¹⁾ Data not available.										

After 2008, developed economies like the US, Japan and Canada registered a recovery in their markets due to measures taken by their respective central banks and governments. Market capitalisation as a percentage to GDP increased from 101% in 2011 to 140% in 2015 for the US while for Japan it rose to about 119% in 2015 from 56% in 2011. However, developing economies like China and India were at the lower level in range of 73% to 75% in 2015. (Source: CARE Research Report)

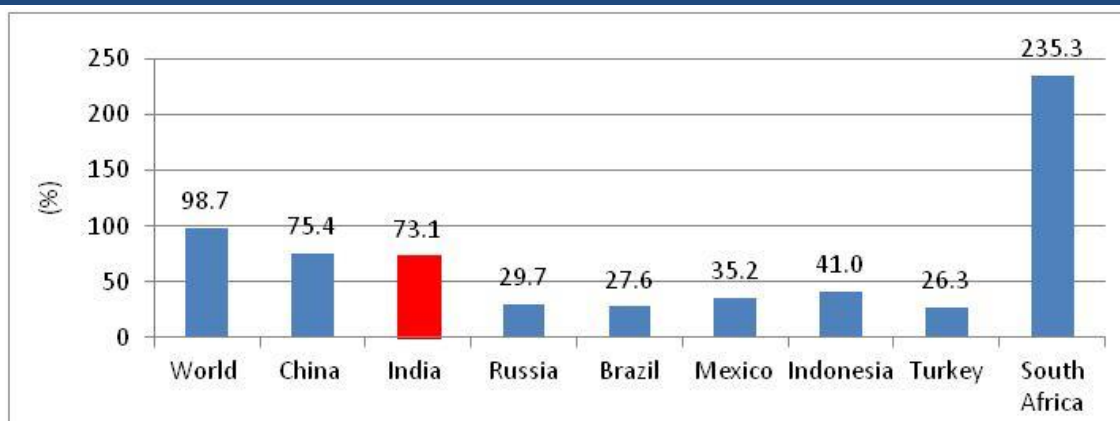
The major economies in the Asia-Pacific region have a high market capitalisation to GDP ratio. Hong Kong has the highest ratio, at 1,028% (where the GDP used in this calculation is for Hong Kong and not mainland China), and the ratio of Singapore, Malaysia and Japan all exceed 100%. (Source: CARE Research Report)

India's market capitalisation to GDP ratio is lower than the world average of 98.7% and is also lower than the average of 88.2% for BRICS countries (which comprise Brazil, Russia, India, China and South Africa), which indicates that there is room for domestic market capitalisation to grow. Considering that India is one of the fastest-growing major economies in the world and has a favourable population demographic, CARE expects

India to be one of the world's growth engines, which will be reflected in the performance of its stock markets. (Source: CARE Research Report)

The chart below shows the market capitalisation to GDP as of 2015 for certain selected countries.

Market Capitalisation as a percentage of GDP



Source: World Bank

Rankings of Exchanges Across Segments

Along with equities and bonds, various other products are traded on global exchanges such as Exchange Traded Funds ("ETFs"), investment funds, single stock futures and options, index futures and options, currency derivatives, commodity derivatives and interest rate derivatives.

According to WFE, in 2015 the total value of share trading increased by 41% and the number of trades increased by 56% as compared to 2014. The increases were driven predominantly by trading activity in the Asia-Pacific region, particularly mainland China. Despite significant volatility during the year, the market capitalisation in the Asia-Pacific markets still managed to increase by 10%. The Indian exchanges were among the top exchanges in the world in terms of trades in equity shares in 2015, with NSE ranked fourth and BSE ranked thirteenth globally. (Source: CARE Research Report)

The following table shows top five WFE Exchanges globally in terms of trades in equity shares in 2015:

Trades in equity shares in 2015		
Rank	Exchanges	Million
1	Shanghai Stock Exchange.....	5,134
2	Shenzhen Stock Exchange.....	4,655
3	BATS Global Markets.....	2,359
4	NSE.....	1,862
5	NASDAQ.....	1,797
	Total.....	27,466

Source: WFE

According to WFE, for the first nine months of 2016, the equity cash markets experienced a decline of 25% in terms of value traded and a decline of 12% in terms of the number of trades compared to the same period in 2015.

As compared to equity shares, the electronic online trading platforms in India for bonds are at a very nascent stage with the total number of bond trades on BSE in 2015 being 253,000 and the total number of bond trades on NSE in 2015 being 233,000. The following table shows the top five WFE Exchanges globally in terms of trades in bonds in 2015:

Total bond trades in 2015		
Rank	Exchanges	Thousands
1	Shanghai Stock Exchange.....	9,048
2	Tel-Aviv Stock Exchange.....	8,854
3	Korea Exchange.....	7,923
4	London SE Group.....	4,929
5	Bolsa Mexicana de Valores	2,393
	Total.....	45,348

Source: WFE

Derivative products

The growth in the volume of derivatives traded in 2015 was driven by the growth in the volume of derivatives traded in Asia Pacific across currency, commodity and equity derivatives. In North and South America however, the volume of derivatives traded decreased marginally, mainly due to a decrease in volumes of stock options traded. Asia Pacific accounted for about 36% of total derivative trades in 2015, America accounted for 41% of total derivative trades and Europe, Middle East and Africa accounted for 23%. (Source: CARE Research Report)

Single stock options were the most traded derivatives product, with 3.5 billion contracts traded in 2015. The single stock options market is fairly concentrated with 47% of the activity occurring on three exchanges, namely BM&FBOVESPA, NASDAQ and ICE: NYSE. Out of the 3,568 million contracts traded for single stock options in 2015, Brazil's stock exchange topped the list, with 662 million contracts traded. Single stock futures volumes increased by 1% in 2015 to 990 million contracts from 989 million contracts in 2014, though they remain the least traded equity derivative product with total volumes at slightly less than 1 billion contracts. Three exchanges (Moscow Exchange, NSE and Korea Exchange) accounted for 74% of total contracts traded in 2015. In the first nine months of 2016, the volume of single stock options contracts traded globally decreased by 11% compared to the same period in 2015. The volume of single stock futures contracts traded globally decreased by 17% in the first nine months of 2016 compared to the same period in 2015. (Source: CARE Research Report)

The following table shows top five WFE Exchanges globally in terms of contracts traded in single stock options and futures in 2015:

Single stock options contracts traded in 2015			Single stock futures contracts traded in 2015		
Rank	Exchange	Million	Rank	Exchange	Million
1	BM&FBOVESPA.....	662	1	Moscow Exchange.....	307
2	NASDAQ.....	584	2	NSE	257
3	ICE: NYSE	416	3	Korea Exchange	164
4	Chicago Board Options Exchange.....	392	4	Eurex	123
5	International Securities Exchange	313	5	ICE Futures Europe	51
	Total.....	3,568		Total.....	990

Source: WFE

With respect to the index options contracts traded in 2015, NSE topped the list with 1,893 million contracts traded out of total 3,887 million contracts traded globally. While the NSE accounted for nearly 50% of total global number of traded contracts, it accounted for only 6% of global value traded. In the first nine months of 2016, the volume of index options contracts traded globally decreased by 37% compared to the same period in 2015. Index futures volumes globally increased by 17% in 2015, reaching 2,792 million contracts traded from 2,353 million contracts in 2014. CME Group ranked first in the number of index futures contracts traded in 2015 with 565 million contracts. The top five exchanges in terms of number of contracts traded in 2015 are almost unchanged from 2013 and 2014. In the first nine months of 2016, the volume of index futures contracts traded globally declined by 10% compared to the same period in 2015.

The following table shows top five WFE Exchanges globally in terms of contracts traded in index options and futures in 2015:

Index options contracts traded in 2015			Index futures contracts traded in 2015		
Rank	Exchange	Million	Rank	Exchange	Million
1	NSE	1,893	1	CME Group	565
2	Korea Exchange.....	484	2	Eurex	430
3	Chicago Board Options Exchange	408	3	China Financial Futures Ex.....	335
4	Eurex	401	4	Japan Exchange Group	312
5	Taiwan Futures Exchange.....	192	5	Moscow Exchange.....	195
	Total	3,887		Total	2,792

Source: WFE

Global ETFs derivatives volumes grew by 4% to 1,559 million contracts in 2015, on a year-on-year basis, mainly due to the growth of ETFs options volumes, which accounts for more than 99% of traded volume. The ETF derivatives market in 2015 was dominated by North and South America, with the six exchanges representing almost 99% of global volumes. In the first nine months of 2016, the volume of ETF derivative contracts traded globally increased by 6% compared to the same period in 2015. The following table shows top five WFE Exchanges globally in terms of ETF options and futures contracts traded in 2015:

ETF options and futures contracts traded in 2015		
Rank	Exchange	Million
1	NASDAQ.....	353
2	Chicago Board Options Exchange.....	321
3	ICE: NYSE	294
4	International Securities Exchange (ISE).....	287
5	BATS Global Markets.....	136
	Total	1,559

Source: WFE

The interest rate derivatives market remains highly concentrated, with the top 4 exchanges, namely, CME Group, Eurex, ICE Futures Europe and BM&FBOVESPA, representing 92% of the total number of interest rate contracts traded in 2015. The following table shows top five WFE Exchanges globally in terms of interest rate derivative contracts traded in 2015:

Short Term Interest Rate derivative contracts in 2015			Long Term Interest Rate derivative contracts in 2015		
Rank	Exchange	Million	Rank	Exchange	Million
1	CME Group.....	851	1	CME Group.....	847
2	BM&FBOVESPA	417	2	Eurex.....	508
3	ICE Futures Europe	335	3	Australian Securities Exchange	83
4	Australian Securities Exchange	35	4	Korea Exchange	38
5	Montréal Exchange (TMX Gr)	22	5	ICE Futures Europe.....	34
	Total	1,674		Total	1,588

Source: WFE

In the first nine months of 2016, the volume of interest rate derivative contracts traded globally decreased by 1% compared to the same period in 2015. (Source: CARE Research Report)

Currency derivatives volumes increased by 32% to 2,533 million contracts in 2015 from 1,920 million contracts in 2014. Volumes increased for both currency options and currency futures in 2015, by 108% and 28% on a year-on-year basis, respectively. The increase in trading volume was driven by large increases at the BSE (103%) and the NSE (45%). In 2015, the BSE was the world's second largest exchange in terms of number of contracts traded in currency options and the world's third largest exchange in terms of number of contracts traded in currency futures. The volume of currency derivative contracts traded on the BSE increased from 212

million contracts in 2014 to 430 million contracts in 2015. In the first nine months of 2016, the volume of currency derivatives contracts traded globally increased by 11% compared to the same period in 2015. The following table shows top five WFE Exchanges globally in terms of currency options and futures contracts traded in 2015:

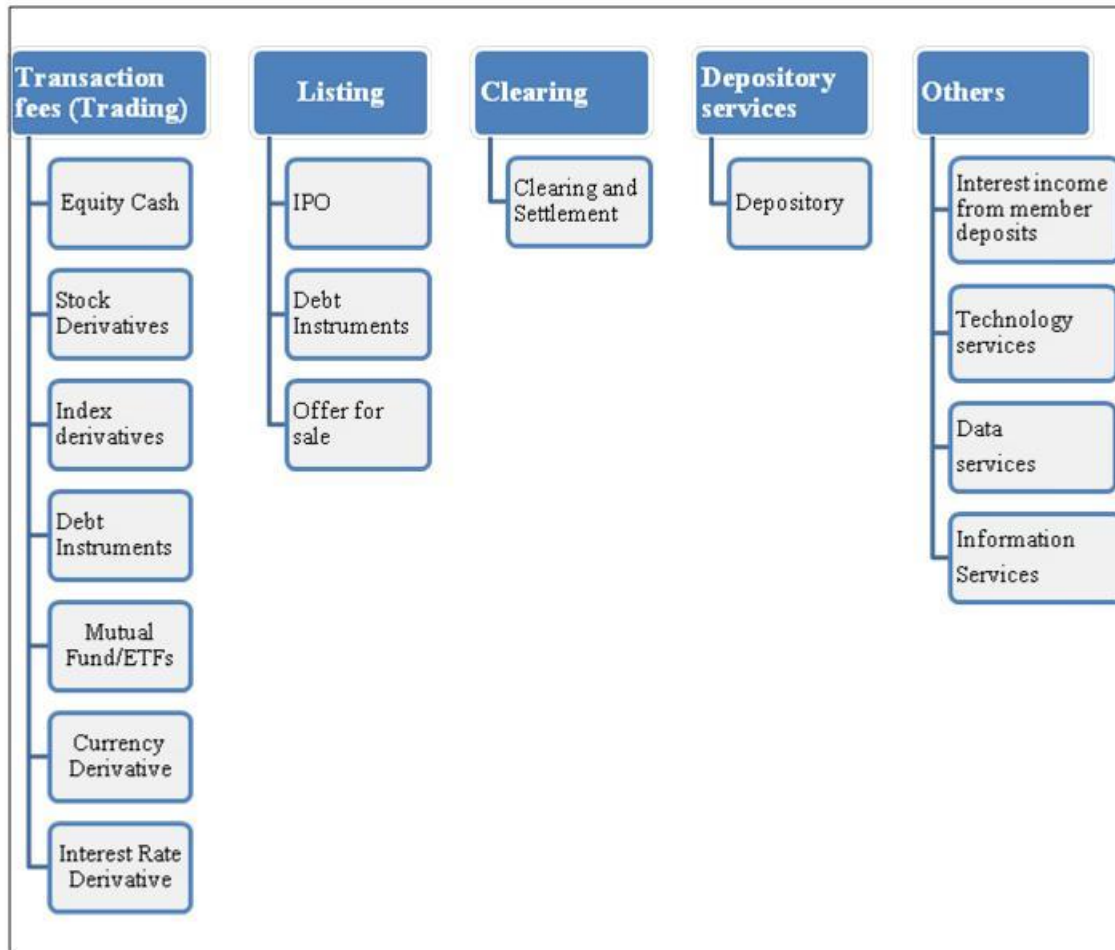
Currency options and futures contracts traded in 2015		
Rank	Exchange	Million
1	Moscow Exchange	1,005
2	NSE.....	612
3	BSE.....	430
4	CME Group.....	220
5	BM&FBOVESPA.....	113
	Total	2,533
Source: WFE		

Commodity futures surpassed index options to become the most traded class of derivative contracts in 2015, with over 4 billion contracts traded. Growth was mainly driven by the 34% year-on-year growth in China in 2015. In the first nine months of 2016, the volume of commodity derivatives contracts traded globally increased by 38% compared to the same period in 2015. Commodity futures trading is concentrated in three exchanges, with the Dalian Commodity Exchange, the Shanghai Futures Exchange and the CME Group accounting for over 70 % of the volume traded in 2015. The most actively traded contracts were a mixture of agricultural, base metal and energy contracts. The following table shows top five WFE Exchanges globally in terms of commodity options and futures contracts traded in 2015:

Commodity options and futures contracts traded in 2015		
Rank	Exchange	Million
1	Dalian Commodity Exchange	1,116
2	Shanghai Futures Exchange	1,050
3	CME Group	906
4	ICE Futures Europe.....	370
5	ICE Futures US.....	304
	Total	5,061
Source: WFE		

Revenue Sources of Global Exchanges

Global exchanges derive their revenue from several sources such as transaction fees, listing, clearing and depository services. The following chart shows various revenue streams of global exchanges:



(Source: CARE Research Report)

For both Indian exchanges, BSE and NSE, revenue mainly comes from securities services. Services to corporates, which primarily consists of listing income, also makes a significant contribution to revenues. Information services contribute little to the revenue for Indian exchanges, at about 4% to 5%. For exchanges in developed economies, information and data services generally account for 10% to 25% of total revenue. (Source: CARE Research Report)

Consolidation in global stock exchanges

The stock exchange consolidation in the past has been driven by factors like organic and inorganic growth, increased competition, the globalization of capital markets and the benefits of economies of scale in developing technology platforms for trading, clearing and settlement. Particularly, traditional stock exchanges had been losing significant market share in cash equities businesses hence these stock exchanges were looking to diversify and acquire higher margin derivatives and clearing and settlement businesses. Moreover, the emergence of large scale global exchange groups with commensurate financial capacity to invest in technology and research made it increasingly difficult for stand-alone exchanges to maintain competitive platforms. So, many stand-alone exchanges were exploring strategic alternatives. (Source: CARE Research Report)

Usage of Technology in Exchange Industry

One of the most critical factors driving change in developed markets is technology disruption – first by the rise of the low cost, low latency alternative trading platforms ("ATPs") or multilateral trading facilities ("MTFs"), which were able to significantly erode market share of the traditional exchanges and led to the consolidation

among exchanges and such ATPs / MTFs to reduce their cost as well as consolidate themselves into a larger market share. Another round of technological disruption by various financial technology ("fintech") companies, leveraging new technological advances such as distributed ledger technology and blockchain technology is expected. India has not seen major consolidation among exchanges, clearing corporations or depositories, as ATPs and MTFs have not been permitted to operate in India. However, any disruption in the form of fintech or industry changes, such as the interoperability of clearing corporations, may result in some consolidation in the Indian capital market as well. (Source: CARE Research Report)

The Global Economy

Since January 2016, weakness in the global economy has persisted and risks have become more pronounced. Among emerging market and developing economies, the divergence in economic conditions between commodity exporters and importers has widened. These developments have been accompanied by heightened political uncertainties, concerns about the effectiveness of monetary policy stimulus in some advanced economies, the pace of monetary policy normalization in the United States, and policy makers' ability or willingness to use expansionary fiscal policy if needed. (Source: The World Bank, *Global Economic Prospects, Divergences and Risks, June 2016 ("World Bank Report")*)

Global growth in 2016 is likely to remain unchanged relative to the disappointing pace of 2015. For 2016, global growth is now forecast at 2.4%, advanced economies growth of are expected to expand by 1.7% and emerging market and developing economies growth is forecast at 3.5%. Emerging market and developing economies account for about half of this downward revision, in large part due to a significant downgrade to the growth forecasts for commodity exporters, amid heightened domestic uncertainties and a more challenging external environment. (Source: World Bank Report)

In contrast to the challenging global economic conditions, India is one of the world's fastest growing economies. (Source: World Bank Report) According to the World Bank, India will continue to grow faster than its large emerging market peers, with growth rates of 7.6% to 7.7% from 2016 to 2017.

The table below sets out a comparison between India's real gross domestic product ("GDP") growth rate in 2013 and 2014, its expected real GDP growth rate in 2015 and its forecast real GDP growth rate in 2016, as compared to certain developed and developing countries, as well as compared to advanced economies, emerging markets and developing economies and the world:

Countries	Real GDP Growth (%)			
	2013	2014	2015(E)	2016(F)
Brazil.....	3.0	0.1	-3.8	-4.0
China.....	7.7	7.3	6.9	6.7
India.....	6.6	7.2	7.6	7.6
BRICS.....	5.7	5.1	3.8	4.2
Euro Area.....	-0.3	0.9	1.6	1.6
United States of America.....	1.5	2.4	2.4	1.9
Advanced Economies.....	1.1	1.7	1.8	1.7
Emerging Markets and Developing Economies.....	4.7	4.2	3.4	3.5
World.....	2.4	2.3	2.4	2.4

Source: World Bank Report

The Indian Economy

India's population is approximately 1.25 billion, second only to China. India had an estimated GDP of approximately US\$ 8.0 trillion in 2015, which makes it the fourth largest national economy in the world after China, the European Union and the United States of America, in purchasing power parity terms (Source: CIA World Factbook). India's GDP grew at 7.2% in 2014, is expected and forecasted to grow at 7.6% in 2015 and 2016.

Rural incomes and spending should improve with the return to normal monsoons, as the benefits of direct transfers through the rolling out of the mobile banking initiative (Jan Dhan Aadhaar Mobile) are realized and improvements in agricultural productivity improve. New sectors will continue to attract FDI. As of December 2015 approximately \$46 billion (2.2% of GDP) had been pledged under the "Make in India" campaign. Private domestic investment is expected to benefit from an accommodative monetary policy. In addition, the government's planned investment in infrastructure, and the streamlining of business procedures and of the tax

regime, are expected to alleviate some constraints, and crowding private investment. Nonetheless, private investment will still be held back by infrastructure bottlenecks, a challenging regulatory environment, and by tight credit amidst the ongoing resolution of stressed assets in the banking sector. If implemented, as planned, continued fiscal consolidation from 2016 onwards should support investor confidence in India through future bouts of turmoil in global financial markets. (Source: World Bank Report)

It is expected that consumer price inflation will remain around 5.2% to 5.3% during FY2017 (Source: Reserve Bank of India, Monetary Policy Report, April 2016 (the "RBI Report")), in line with the RBI target of 5% of March 2017.

Furthermore, the interest rates of the Reserve Bank of India has decreased from 2014. In January 2014, January 2015 and April 2016, the repo rates, or the short-term lending rates, were 8.00%, 7.75% and 6.50%, respectively. (Source: RBI website at <http://dbie.rbi.org.in/DBIE/dbie.rbi?site=home>)

The Exchange Sector in India

History

India has a history of stock trading dating back to around 200 years ago. Initially, the East India Company was the dominant institution and business in its loan securities used to be transacted. Gradually, the trading list broadened as the number of participating brokers increased with time. Subsequently, a formal stock exchange was established in 1875 as "The Native Share & Stock Brokers Association" (which later became BSE Limited). It is the first stock exchange in India to obtain permanent recognition in 1957 from the Government of India under the Securities Contracts (Regulation) Act, 1956. Over time, BSE has built up a strong reputation and brand name as one of the most recognizable stock exchanges in India. NSE was founded in 1992 and started trading in 1994. BSE and NSE are the two dominant stock exchanges in India. (Source: CARE Research Report) BSE Limited was the largest exchange in India and the world in terms of number of listed companies at the end of October 2016, with 5,868 companies.

Demutualisation

The process of demutualisation involves converting a 'not for profit' organization into a 'for profit' organization and transforms the legal structure of an exchange to a business corporation form. This process results in conversion of a mutually owned association into a company owned by shareholders. After demutualisation, the ownership, management and trading is separated from the owners and is entrusted in the hands of professionals.

Most of the Indian stock exchanges, as well as major exchanges worldwide, were initially non-profit and mutual or co-operative organisations and the brokers who trade on them collectively owned and ran them. However, this structure led to a conflict of interests between the brokers trading on them and, most importantly, generally the interest of brokers was given priority over the interest of wider investing public. To overcome these drawbacks, stock exchanges became corporatized and demutualized.

In 2004, the Government of India amended the Securities and Contract (Regulations) Act to make the corporatization and demutualisation of stock exchanges mandatory. BSE, Asia's oldest stock exchange, was corporatized and demutualized in May 2005. Several other regional stock exchanges that demutualized include the Vadodara Stock Exchange, Jaipur Stock Exchange, Ludhiana Stock Exchange, Saurashtra Kutch Stock Exchange, Delhi Stock Exchange, Cochin Stock Exchange, Bangalore Stock Exchange, Ahmedabad Stock Exchange, Calcutta Stock Exchange and Madras Stock Exchange. Unlike other stock exchanges in India, NSE adopted the form of a demutualised exchange from the beginning. (Source: CARE Research Report)

Key Growth Drivers

According to CARE Research, the key growth drivers for the stock exchange sector in India are:

- **Demographic Dividend:** India's favourable demographics dividend is a major strength of the economy, not only in terms of a fast-growing population but also its favourable composition. According to the United Nations report "World Population Prospects: 2015 Revision", India's population is estimated to surpass China's population within a decade, even though the population growth rate has decelerated in both of these countries. Further, India's working age population (population in between 15 to 60 years) constitutes more than 60% of the overall population. A rising working age population results in a boost to consumer spending in the economy.

- *Participation by retail investors:* Historically, one of the characteristics of the average Indian household towards savings and investments was its preference for physical assets such as gold and real estate. One of the reasons for Indian investors' low preference for equity over other asset classes is the low level of financial awareness. In recent years, equity investments by Indian investors is slowly increasing due to specific tax breaks for equity investors and financial awareness programmes conducted by mutual fund houses and stock exchanges. Further, the rise in Indian equity indices during the past two years has encouraged retail investors' confidence and, as a result, participation in the Indian equity markets, including mutual funds and other segments of the Indian capital markets. CARE expects India's working age population to rise in the coming years, which will be a growth driver for household savings. A portion of these increased savings are expected to be channelled towards Indian capital markets.
- *Initiatives by the Government of India:* Last year, the Government of India allowed the Employee Provident Fund Organisation ("**EPFO**") to begin investing in equity markets to boost equity investments in India. EPFO investment in the stock market is expected to help the equity market as it gives greater stability and adds liquidity to the stock market. It also reduces dependency on FIIs. Along with LIC and domestic mutual fund companies, the EPFO can counterbalance FII investments.

Other measures, like the recent passage of the goods and services tax, which would simplify the tax structure in India, are expected to boost overall GDP growth in the medium to long term and are further positive steps for the overall growth of the Indian economy in the long term. The goods and services tax is expected to be implemented from April 1, 2017.

Another area where regulatory change would aid the growth of Indian exchanges is interoperability between different clearing corporations. There is currently no interoperability between the different clearing corporations in India. Interoperability would allow trading participants to clear trades through a clearing house convenient to them as against the current system, which requires investors to use the clearing house owned by the exchange on which they trade. This would result in efficient use of capital for trading members who take positions on multiple stock exchanges.

In addition, in its recent announcement, the union cabinet has given its approval to raise the foreign shareholding limit in Indian stock exchanges from 5% to 15% for a stock exchange, depository, banking company, an insurance company and a commodity derivative exchange. This will help to enhance competitiveness of Indian stock exchanges by facilitating the adoption of the latest technologies and global best practices; leading to the overall growth and development of the Indian capital markets.

- *Demonetisation:* In November 2016, the Government of India withdrew the usage of all ₹ 500 and ₹ 1,000 notes as legal tender and introduced new ₹ 500 and ₹ 2,000 notes in an attempt to remove black money and counterfeit currency. CARE Research expects the overall impact of demonetisation on the various sectors of the economy to be mixed. Given the unprecedented nature of the policy and the continued and evolving policy measures by the RBI and the Government of India, there is uncertainty regarding the effects of demonetisation in the near term and the duration of such effects. Although the stock market in the short-term has witnessed downward pressure due to the negative sentiments towards demonetisation, CARE Research expects demonetisation to be beneficial for the domestic capital markets in the long run.
- *Global inflow of funds:* Given the rise in the Indian capital markets, 269 new Foreign Portfolio Investors ("**FPIs**") registered with SEBI in April 2016. The new registration is facilitated by a change in regulations, which granted FPIs permanent registration unless suspended or cancelled by SEBI or surrendered by the FPI. Previously, FPIs were only granted approvals for one year or five years. Going forward, CARE Research expects foreign investors to consider India as one of the preferred global investment destinations given its macro-economic stability, long-term growth prospects and ongoing economic and social reforms. With India's GDP growing at a rate of 7% to 8% in the current financial year, India is one of the fastest growing economies in the world. Compared to the relatively muted growth of other major global economies, CARE Research expects the growth of the Indian economy to attract foreign investments in coming years. Global events such as Brexit are also expected to attract new investors to India given slower growth in the European continent.
- *Introduction of new products and initiatives:* Even though stock exchanges in India have seen business growth in the past, there are product gaps which exist in certain segments. There is room to introduce

innovative derivative products like weather derivatives, energy derivatives and credit derivatives, which are currently traded in major exchanges worldwide. The availability of such new products would bring additional business volumes on the exchanges. Also as per SEBI norms, foreign institutional investors are not permitted to trade in currency futures. Going forward, gradual easing of this restriction by the regulatory bodies could add further volumes to the currency market.

In October 2011, exchanges from Brazil, Russia, India, China (represented by Hong Kong) and South Africa formed an alliance to cross-list their respective equity-based products to help global and local investors participate in the growth-story. It is expected that that such international tie-ups will offer a strong growth opportunity for Indian stock exchanges.

In the case of commodity markets, future growth could be achieved through the introduction of more agricultural commodities and also other global commodities for trading. Further, participation by mutual funds and banks in commodity markets in future would facilitate long term growth of these exchanges.

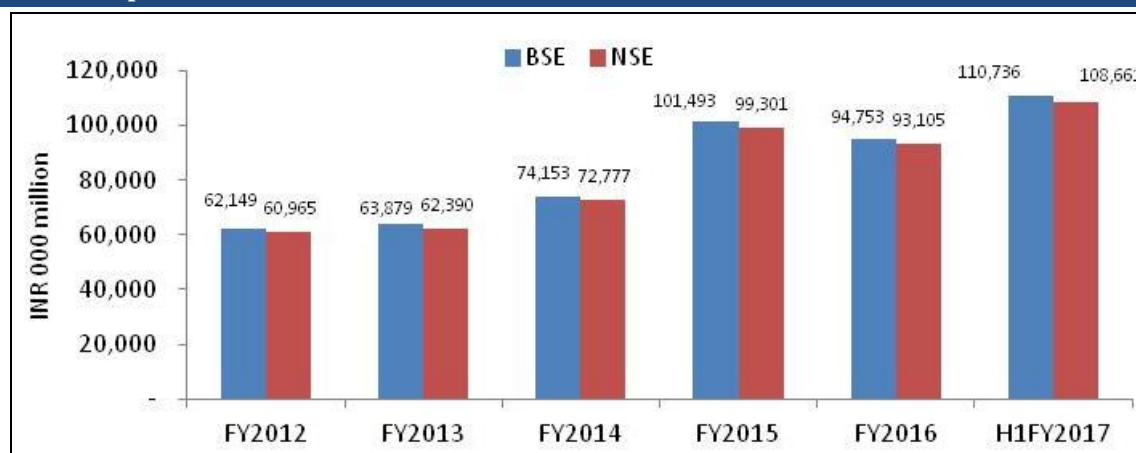
SEBI as a principal governing body of Indian stock exchanges has also played key role of ensuring smooth functioning of various participants and intermediaries in the past years. With rapid changes in technology there has been stiff competition among various exchanges through introduction of new trading products. Algorithmic trading is one of the prominent high end technological products being used in Indian markets since 2009. This trading technique has found wider usage on Indian exchanges over time and is expected to constitute around 30% of total trades. ALGO trading is perceived to give undue advantage to trading members over other players who do not use any such technique for executing their trade, mainly retail investors and has been attracting regulatory attention across jurisdictions.

- *Revival in the rural economy:* After two to three years of insufficient rains, India has registered above-average rainfall in the current monsoon season so far. This would have a positive impact on agricultural output, which in turn is expected to drive down the consumer price inflation in India. Lower inflation would translate into a benign interest rate regime, which would be positive for stock market growth. A revival in rural economy will further facilitate India's economic growth.

CARE Research expects these factors among others, to have a positive impact on the Indian capital markets and eventually on various assets trading on exchanges. Among the various exchanges, CARE Research expects equity stock exchanges to be the key beneficiaries of this growth. (*Source: CARE Research Report*)

The two major stock exchanges in India are the BSE and the NSE. The following chart shows the market capitalisation for the BSE and the NSE for the time periods indicated.

Market capitalization

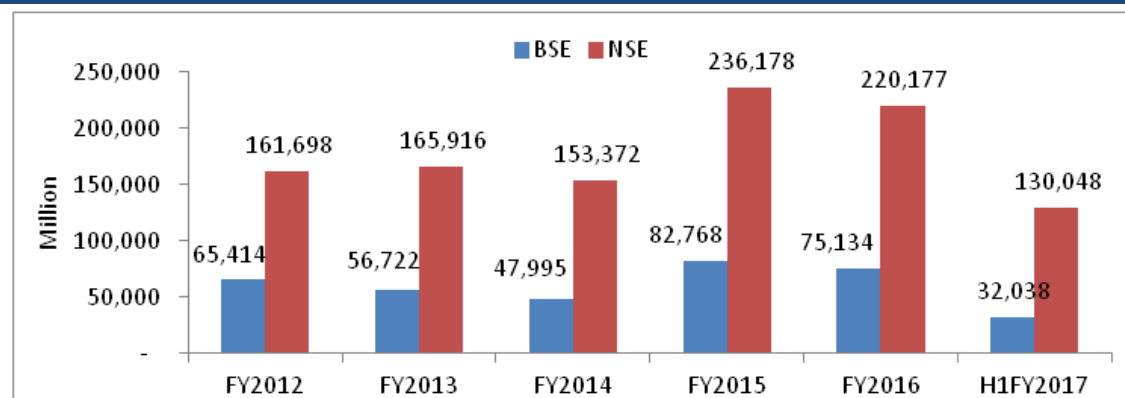


Source: BSE, NSE

The market capitalisation of both stock exchanges has gradually increased in line with a rise in trading activities and increasing share prices for listed companies. As at the end of September 2016, the market capitalisation of BSE increased by 17% on a year-on-year basis while the market capitalisation of NSE increased by 14% on a year-on-year basis. (Source: CARE Research Report)

The chart below shows the volume of shares traded on the BSE and the NSE for the time periods indicated.

Volume of shares traded



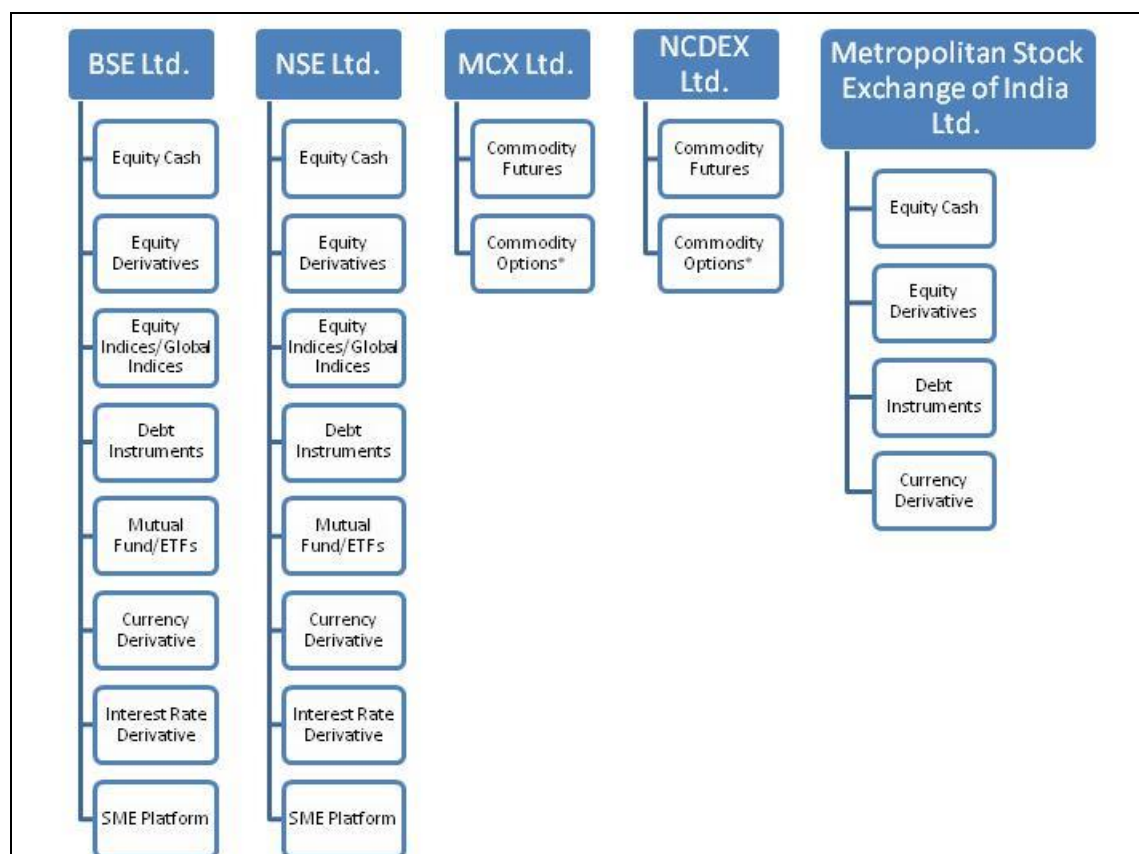
Source: BSE, NSE

From FY2012 to FY2016, the number of shares traded on both exchanges combined grew by 30%. The steady growth of the Indian economy, growing awareness regarding the stock market, increased participation by foreign institutional players as well as domestic retail investors and increased penetration of share market trading services across India are some of the key factors which contributed to this growth. During the first half of FY2017, the number of shares traded on BSE declined by 9% on a year-on-year basis, while the number of shares traded on NSE increased by 22% on a year-on-year basis. (Source: CARE Research Report)

For BSE and NSE, revenue is primarily derived from securities services and services to corporates, which primarily consists of listing income. Information services contribute little to the revenue of Indian exchanges, contributing to approximately 4% to 5%. On the other hand, information services generally account for 10% to 25% of the total revenue for exchanges in developed economies. (Source: CARE Research Report)

Products Traded on Major Indian Exchanges

The BSE and NSE offer trading primarily in equity, debt instruments, exchange traded funds and derivative products of equities, interest rate and currencies. Commodity trading activity in India is dominated by Multi Commodity Exchange and National Commodity Exchange. (Source: CARE Research Report)



* SEBI has granted permission to introduce options contract in commodity trading

Source: CARE Research Report

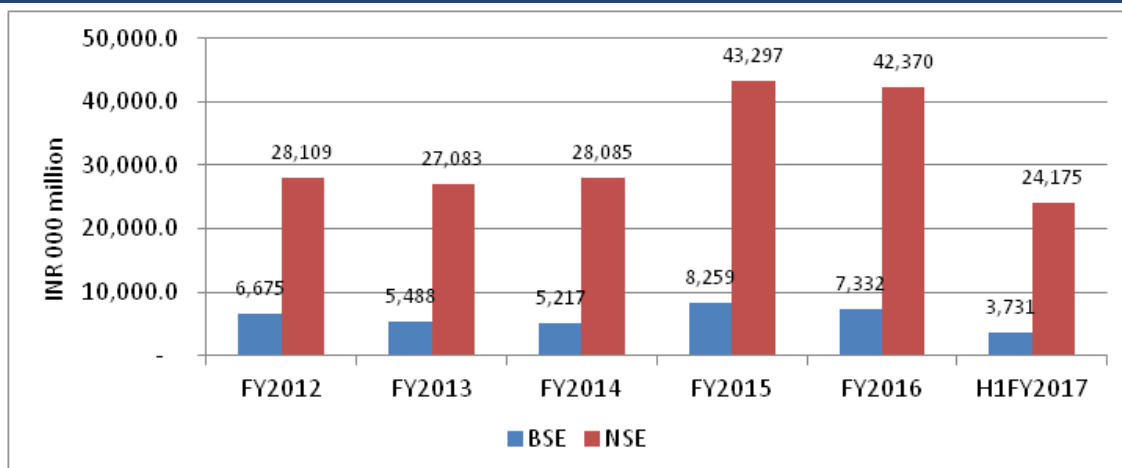
Trend of Different Asset Classes and Segments

Equity Cash

The turnover in the equity cash segment on the BSE and NSE increased during FY2012 to FY2016. The growth in turnover was a result of the growth in number of trades. During the first half of FY2017, the turnover of the equity cash segment of BSE declined by 3% on a year-on-year basis whereas the turnover of the equity cash segment of the NSE increased by 10% on a year-on-year basis. During FY2012 to FY2016, the number of trades on the BSE rose from 324 million trades to 408 million trades while the number of trades on the NSE increased from 1,438 million trades to 1,852 million trades. (Source: CARE Research Report)

The chart below shows the turnover in the equity cash segment during the period FY 2012 to FY 2016.

Turnover in Equity Cash Segment



Source: BSE, NSE

As seen in the table below, BSE and NSE have seen stabilised market share in the equity cash segment in the past twelve months ending August 2016.

Turnover in equity cash segment and market share (RHS)



Source: BSE, NSE

Equity Derivatives

The equity derivatives market, which accounts for more than 85% of the total traded turnover on Indian exchanges, has seen greater participation by investors since FY2012. (Source: CARE Research Report)

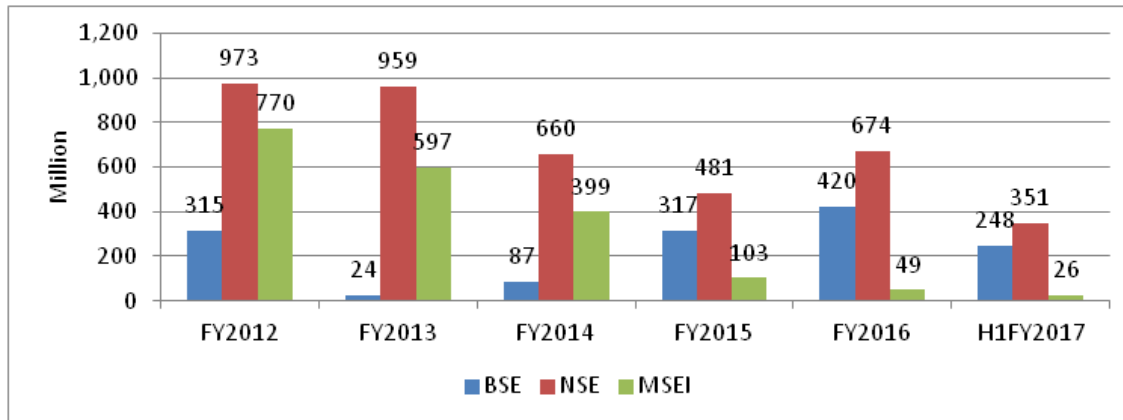
Currency Derivatives

The currency derivatives market in India is still in its nascent stage. The currency derivatives segment in India commenced in August 2008 with USD-INR Futures. Subsequently, SEBI approved trading in currency futures contracts on EUR-INR, GBP-INR and JPY-INR pairs and currency options contracts on USD-INR in 2010. Investors are increasingly allowed to participate in this market. Foreign Portfolio Investors were allowed to

trade in this segment beginning in 2014 and Primary Dealers were allowed to trade in this segment beginning in 2016. It is expected that Non-Resident Investors will be permitted to trade in this segment in the near future. (Source: CARE Research Report)

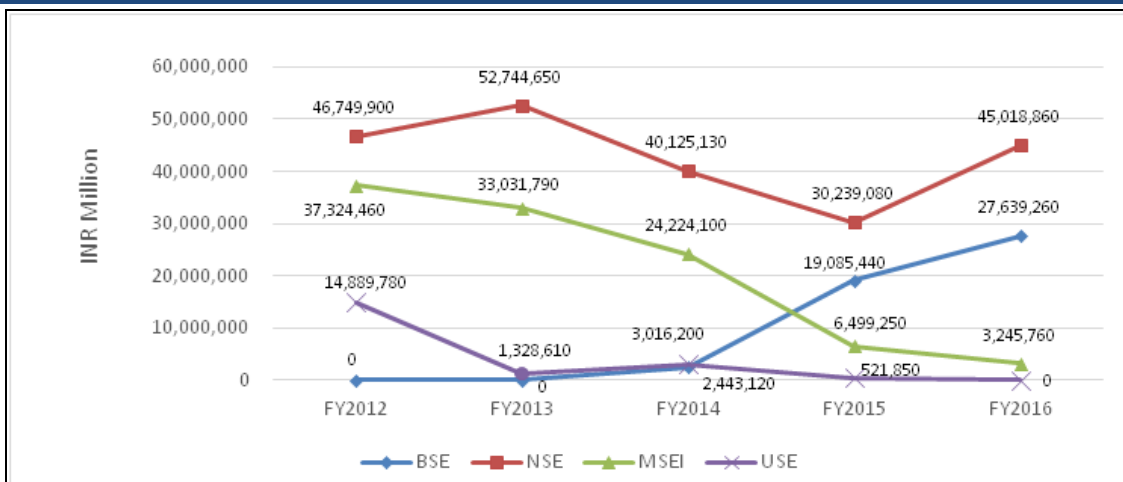
The charts below show the total number of contracts traded in the currency market and the turnover in the BSE, NSE and MSEI for the time periods indicated.

Total number of contracts traded in currency market



Source: BSE, NSE, MSEI

Trend of turnover in currency market



Source: BSE, NSE, MSEI

BSE did not have a currency derivatives segment until November 2013. When BSE launched its own currency derivatives segment, volumes in the United Stock Exchange ("USE"), in which its strategic shareholding was 14.6%, dropped significantly. USE subsequently closed its trading operations in December 2014 and was merged into BSE with effect from April 1, 2015. While NSE has continued to be the market leader in this segment, BSE has moved into second position surpassing MSEI and has significantly closed the gap against NSE. The total number of contracts traded in the currency derivatives market in the first half of FY2017 for BSE and NSE was 248 million and 351 million, respectively. The total number of contracts traded in the currency derivatives market grew by 17.4% and 13.3% for BSE and NSE respectively, during this period. The turnover in the currency derivatives market in the first half of FY2017 for BSE and NSE was Rs. 16,708,770 million and Rs. 23,971,350 million, respectively. (Source: CARE Research Report)

BSE has increased its market share from 33% during September 2015 to 39% during August 2016, as shown in the table below.

Trend of turnover in currency market and market share⁽¹⁾



Source: BSE, NSE, MSEI
 (1) Market share is shown on the right hand side.

Interest Rate Derivatives

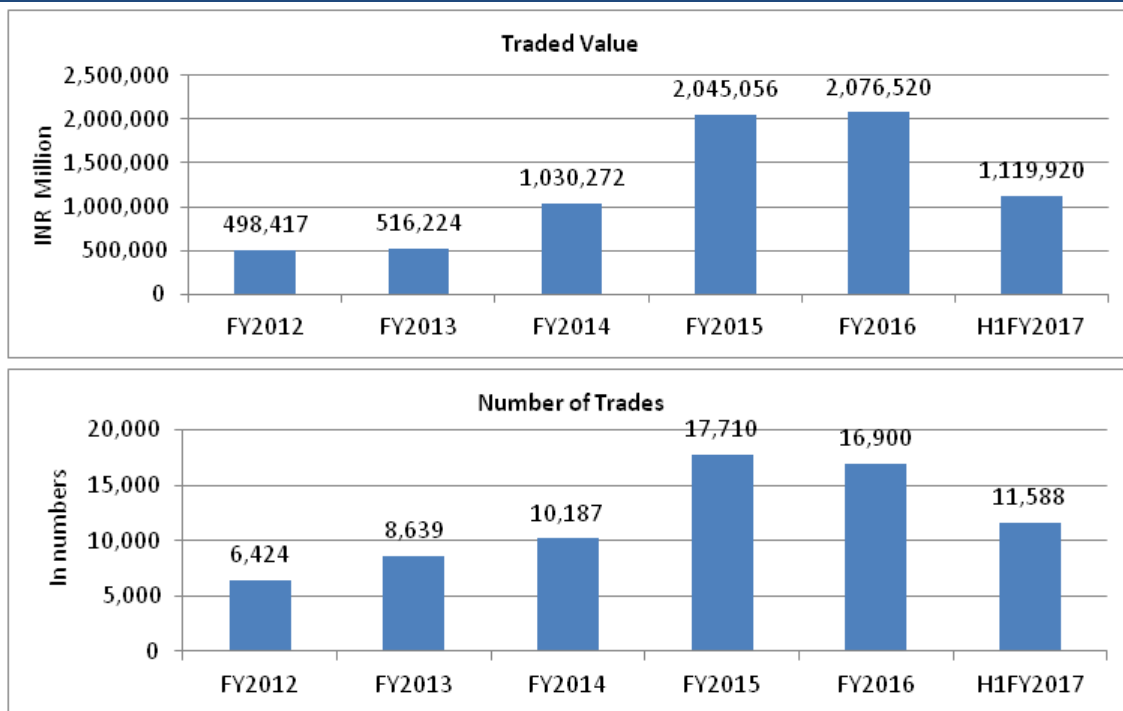
Another key global financial market which has witnessed increased market participation in India, is that of interest rate derivatives market. Interest rate derivatives are part of the currency derivatives segment and has been a smaller sub-segment of the currency derivative segment. However, in FY2014 to FY2016, the turnover in this segment increased significantly from ₹302 billion to ₹5,264 billion on the NSE and ₹26 billion to ₹1,141 billion for the BSE. In the first half of FY2017, the turnover in the interest rate derivatives segment for the NSE and the BSE was ₹1,325 billion and ₹613 billion, respectively. (Source: CARE Research Report)

Corporate Debt

Compared to the equity cash and equity derivative markets, the corporate debt market in India is relatively new. With large corporates increasingly preferring to raise funds through the debt market over bank loans and increased investor interest in high quality corporate securities (bonds, debentures, commercial paper), the number of contracts traded in the corporate debt market in the BSE and NSE has grown steadily during FY2012 to FY2016. This segment witnessed strong growth in FY2015 due to increased investor interest in Indian corporate debt markets, issuance of bonds by better-rated Indian corporates and an improved regulatory framework. (Source: CARE Research Report)

The following charts show the trend of volume and the value of trades in the corporate debt market on the BSE for the time periods indicated.

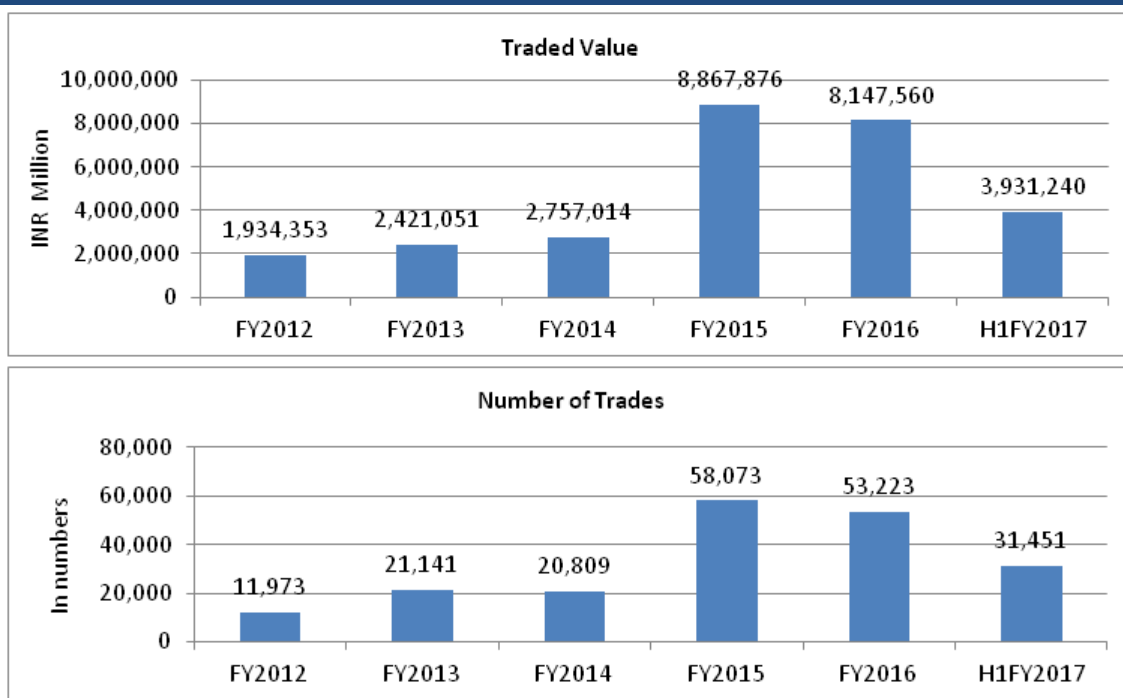
Volume and value of trades in corporate debt market (BSE)



Source: BSE

The following charts show the trend of volume and the value of trades in the corporate debt market on the NSE for the time periods indicated.

Trend of volume and value in trades of corporate debt market (NSE)



Source: NSE

Primary Market

The number of listed companies in the BSE and the NSE has grown over the period of FY2012 to FY2016, resulting in the rise of market capitalisation of both exchanges. From 5,133 companies listed on BSE in FY2012, this number has increased to 5,911 in FY2016. On NSE, the number of listed entities increased from 1,646 in FY 2012 to 1,808 in FY2016. As at the end of September 30, 2016, there were 5,844 and 1,822 listed entities on the BSE and NSE, respectively. (Source: CARE Research Report)

The chart below outlines the funds raised in the primary market in India over the time periods indicated.

Details of funds raised in the primary market in India						
Period	Category – wise				Total	
	Public		Rights			
	No. of comp.	Amount (INR. Million)	No. of comp.	Amount (INR. Million)	No. of comp.	Amount (INR. Million)
FY2011	68	581,050	23	95,030	91	676,090
FY2012	55	460,930	16	23,750	71	484,680
FY2013	53	235,100	16	89,450	69	324,550
FY2014	75	510,750	15	45,760	90	556,520
FY2015	70	124,520	18	67,500	88	192,020
FY2016	95	489,280	13	92,390	108	581,670
1HFY2017.....	67	412,100	3	6,180	70	418,280

Source: SEBI

Funds raised in the primary market in India decreased from FY2011 to FY2013 due to a subdued share market domestically and slower economic growth. However, the primary market witnessed a rebound in FY2014. While this growth was not sustained in FY2015, it increased in FY 2016 due to the reforms of the new government and continued global liquidity. (Source: CARE Research Report)

Commodities

Another relatively new asset class traded on Indian exchanges is commodities. Although commodity trading has existed for a long time, it is still at an early stage in India. India has a predominantly agrarian economy and has a long history of commodity trading. However, it has gradually declined due to various factors such as droughts, periods of scarcity and certain Government policies. The Multi Commodity Exchange and the National Commodity Exchange are the dominant exchanges for commodity products. (Source: CARE Research Report)

Clearing Corporations

A clearing corporation carries out the clearing, settlement, collateral management and risk management functions for various segments of an exchange. A clearing corporation will act as the central counterparty to all the trades it provides clearing and settlement services for. Clearing corporations settle trades executed on a variety of segments, including the equity cash, equity derivatives, SMEs, Offer for Sale, securities lending and borrowing, debt, interest rate futures, currency derivatives segments and trades reported on the Indian corporate debt segment and the mutual funds segment. The growth of clearing corporations is linked to the growth of the capital markets, as clearing services are dependent on the number of trades executed on the exchanges. (Source: CARE Research Report)

Regulatory change allowing interoperability between different clearing corporations would aid the growth of Indian exchanges. There is currently no interoperability between the different clearing corporations in India. Interoperability would allow trading participants to clear trades through a clearing house convenient to them as against the current system, which requires investors to use the clearing house owned by the exchange on which they trade. This would result in efficient use of capital for trading members who take positions on multiple stock exchanges. (Source: CARE Research Report)

Depositories

A depository facilitates the holding of securities in electronic form and enables securities transactions to be processed by book entry. The depository system reduces the need for paper-based certificates, which are prone to forgery and result in bad deliveries. A "Depository Participant", as an agent of the depository, offers depository services to investors. Financial institutions, banks, custodians and stockbrokers are eligible under SEBI's guidelines to act as Depository Participants. The investor, who is known as a beneficial owner, must open a demat account through any Depository Participant for dematerialisation of his holdings and transferring securities. The balances in the investors' account that are recorded and maintained with the depository can be obtained through the Depository Participant. The Depository Participant is required to provide the investor, at regular intervals, a statement of account which gives the details of the securities holdings and transactions. The depository system has effectively eliminated paper-based certificates, which were more prone to loss, forgery, damage and other problems, resulting in bad deliveries. The growth of depositories is dependent on the growth of the capital markets.

There are two depositories in India, Central Depository Services (India) Ltd. ("**CDSL**") and National Securities Depository Ltd. ("**NSDL**"). As on September 30, 2016, CDSL and NSDL had 11,470,441 and 15,026,604 active accounts, respectively and held Rs. 15,434 billion and Rs. 133,133 billion in total value of dematerialised securities, respectively. (*Source: CARE Research Report*)

OUR BUSINESS

Overview

We own and operate the BSE exchange platform (formerly, the Bombay Stock Exchange), the first stock exchange in Asia, which was formed on July 9, 1875. At the end of October 2016, the BSE was the world's largest exchange by number of listed companies, and India's largest and the world's 10th largest exchange by market capitalization, with US\$ 1.7 trillion in total market capitalization of listed companies. (*Source: CARE Research Report*)

As the operator of the BSE, we regulate listed issuers and provide a market for listing and trading in various types of securities as may be allowed by SEBI from time to time. We operate in three primary lines of business, namely:

1. **the listing business**, which consists of the primary market, which relates to the issuance of new securities;
2. **the market business**, which consists of (i) the secondary market, which relates to the purchase and sales of previously-issued securities, (ii) BSE StAR MF ("**BSE StAR**"), our online platform for the placement of orders and redemptions of units in mutual funds, (iii) NDS-RST, our platform for the reporting of over-the-counter corporate bond trading, (iv) membership, which includes membership in the Exchange, membership in our clearing corporation ICCL, and membership of depository participants in our depository CDSL, and (v) post-trade services, namely the clearing corporation and depository; and
3. **the data business**, which consists of the sale and licensing of information products.

In addition to our primary lines of business, we also have supporting businesses, including (i) providing IT services and solutions, (ii) licensing index products such as the S&P BSE SENSEX, (iii) providing financial and capital markets training and (iv) operating our corporate and social responsibility portal. Moreover, we have an active treasury function focused on managing our cash, including both our own funds as well as funds that we hold on behalf of third parties (such as margins placed by clearing members).

As at September 30, 2016, the BSE had 1,446 unique members across all segments, and in Fiscal Year 2016 the BSE accepted an average of 284.92 million orders and 1.55 million trades in equity shares per trading day, placing it as the 12th most active exchange in the world in terms of electronic book trades in equity shares. (*Source: World Federation of Exchanges ("**WFE**") statistics*). During Fiscal Years 2014, 2015 and 2016 and the six months ended September 30, 2016, the BSE reported 24,663 million, 63,385 million, 70,376 million and 31,237 million electronic book orders in equity shares, respectively.

We engage in extensive monitoring of our members, of listed companies and of market activities in order to minimize the risk of default, promote market transparency and integrity. By doing so, we along with other Indian stock exchanges contribute to the growth of the Indian capital markets and stimulate innovation and competition across market segments.

We have highly developed electronic systems for entry, trading, clearing and settlement and depository services and we continually seek to improve our core IT capabilities, the reliability and consistency of which help us to maintain our competitive position. Examples of our electronic systems include (i) BOLT+, which is our fully automated, online trading system, (ii) low latency co-location services for algorithmic traders and (iii) a real-time risk management system, which conducts real time calculations of members' margins and limits. Moreover, to continue to improve our product and service offering, we have entered into a number of strategic partnerships and joint ventures. We are a member of the BRICS Exchange Alliance, whereby leading exchanges in Brazil, Russia, India, China and South Africa cross-list futures products based on the flagship indices of each of the exchanges, and ICCL entered into an agreement with Clearstream whereby members in our clearing corporation can manage their margin requirements by placing collateral with Clearstream's Global Liquidity Hub ("**GLH**").

We were originally established in 1875 as the Native Share and Stock Brokers' Association, an "Association of Persons" that engaged in trading and clearing and settlement functions. On August 31, 1957, we became the first exchange in India to be granted permanent recognition under the Securities Contract Regulation Act, 1956. On August 8, 2005, pursuant to a mandatory demutualization, Bombay Stock Exchange Limited was incorporated for the purpose of assisting, regulating or controlling the business of buying, selling or dealing in securities as a

recognized stock exchange and to succeed the Association of Persons. We were renamed BSE Limited in July 2011. We were created to own the exchange and to undertake all the necessary ancillary activities, and the former members became shareholders in the BSE. SEBI, by way of its order dated May 20, 2005 approved the Demutualisation Scheme. For further details of the Demutualisation Scheme please refer to "*History and Certain Corporate Matters — Demutualisation Scheme*" on page 169 of this Prospectus.

We derive revenue from a number of sources, including securities services, services to corporate, data dissemination fees, investments and deposits, and other sources. For FY 2014, FY 2015 and FY 2016 and the six months ended September 30, 2016, our revenue from operations on a restated consolidated basis was ₹ 2,667.9 million, ₹ 3,611.4 million, ₹ 4,265.4 million and ₹ 2,421.8 million, respectively, and our net profit after share of minority and share of loss of associate as restated on a restated consolidated basis was ₹ 1,351.9 million, ₹ 1,297.4 million, ₹ 1,225.3 million and ₹ 1,049.3 million, respectively.

Our Strengths

Strong brand recognition with a track record of innovation

Established in 1875, we are Asia's first stock exchange, and we believe that it is one of the most recognizable brand names in India. We believe that our global brand helps in attracting companies to our listing platforms and attracting retail investors and wholesale participants to our various market and data offerings. At the end of October 2016, we are the world's largest exchange by number of listed companies and India's largest and the world's 10th largest exchange by market capitalization, with US\$ 1.7 trillion in total market capitalization of listed companies. According to CARE Research, the BSE ranks third globally in terms of currency options and futures contracts traded in 2015, with 430 million currency derivatives traded. During the period FY 2014 to FY 2016, the total number of contracts traded in the currency market on the BSE increased from 87 million to 420 million. Further, our turnover from the interest rate derivatives market grew from ₹ 26 billion in FY 2014 to ₹ 1,141 billion in FY 2016. (Source: CARE Research Report)

We have built our brand by historically anticipating and responding to investor's needs through the introduction of new products and services. Examples of our past product innovations include BSE StAR and BSE SME. We introduced BSE StAR, our online platform for the placement of orders and redemptions of units in mutual funds, in December 2009, providing investors with a single platform to invest in and redeem from a wide selection of mutual fund schemes. As at September 30, 2016, BSE StAR offers a platform to invest in and redeem from 39 asset management companies ("AMCs") with 6,303 open-ended mutual fund schemes. We launched the BSE SME platform, a platform for the listing and trading in shares of small and medium enterprises ("SMEs"), in March 2012, and won the SKOCH Achiever Award for SME enablement in 2016. In addition, we are also developing BSE Hi-Tech, a platform for the listing and trading in shares of young, fast-growing companies, in order to provide them with equity capital to finance their growth. Moreover, we were the first exchange in India to offer free-float indices. In addition to innovative offerings such as these, we also provide a variety of hi-tech product and service offerings such as co-location services for algorithmic trading, intra asset management switches, direct pay-out to clients, multiple payment modes, overnight funds management for liquid mutual funds and XSIP, a platform for investing in systemic investment plans across mutual fund schemes. Our recent product initiatives include agreements with Korea Exchange and Bank of New York Mellon to explore and conduct joint research in areas such as the derivatives markets and support each other in the development of new products and to provide collateral management solutions, respectively. For more information, see "*Alliances and Joint Ventures*" on page 156 of this Prospectus.

Diversified and integrated business model and active relationship with market participants

We operate a diversified and integrated business model including trading, clearing and settlement of products listed and traded on the BSE, as well as the provision of data products, IT services and solutions, the setting up of indices and training. We offer listing and trading of a wide variety of products including equity cash securities such as shares of companies and ETFs, units in closed-end mutual funds, corporate bonds and government securities, equity derivatives and currency derivatives, as well as services such as securities lending and borrowing, and platforms to facilitate offers to buy securities by listed companies and offers for sale of securities by substantial shareholders of listed companies. By providing such integrated services, we support market participants and members throughout the entire life-cycle of a trade. Such an integrated approach benefits and keeps costs low for our participants and members by providing efficiencies that are associated with having a wide range of services.

Our diversified and integrated business model provides us with an active relationship with market participants. We continually monitor areas of potential improvement in our operations and consult actively with our members in order to remain as relevant and attractive for our users as possible. For example, we have jointly established a series of investor education programs with members and broker associations to have open communications with our members and to increase our exposure to investors. Moreover, in order to promote algorithmic traders, we bear the software license costs for algorithmic trading and market access, the infrastructure costs on co-location rack space, costs associated with algorithmic trading services at the co-location and internet connectivity between our co-location and our members' offices. Further, we believe that by allowing traders to buy and sell futures based on the same index on multiple venues, we will increase access for foreign investors to the growing Indian markets and also give Indian investors increased access to growth opportunities in key emerging markets across the world, thereby increasing participation in the Indian market. We plan to explore opportunities under the BRICS Exchange Alliance in order to do so and to further promote interaction and cooperation between the respective markets. Our efforts to actively engage with market participants have led to an increase in the number of unique members in our exchange, increasing from 1,375 as of the end of FY 2014 to 1,446 as of September 30, 2016.

State-of-the-art infrastructure and technology

We have electronic systems for entry, trading, clearing and settlement and depository services and we continually seek to improve our core IT capabilities, the reliability and consistency of which help us to maintain our competitive position.

Our electronic systems include (i) BOLT+, a fully-automated online trading platform through which all trades on the equity cash, equity derivatives and currency segments of our exchange are executed, and (ii) precision time protocol, a time synchronization standard that we adopted to ensure accurate and reliable time synchronization across our trading infrastructure. We have also implemented functional improvements to our infrastructure and technology, including tick-by-tick order data, multi-legged orders, and "straddle" strategies for currency derivatives and equity derivatives. Furthermore, all of our platforms are interconnected and operated through the same network and workstation, which helps to provide market participants with a seamless experience and efficient operations.

To boost investor confidence and transparency, we have also implemented our real-time risk management system, which conducts real time calculations of members' margins and limits. We also use the standard portfolio analysis of risk ("SPAN") margin system, an industry-standard margin system used by over 30 exchanges and clearing organizations worldwide that is designed to evaluate the overall risk in a portfolio and accurately match margins to risk.

We have an experienced team of internal IT professionals, supported by third party IT service providers, to operate and support our infrastructure and software as well as to create and implement new technologies.

Financial strength and diversified sources of revenue

In order to provide a stable stream of revenue to support our fiscal policy, we have sought to diversify our revenue streams. As an operator of a derivatives and securities exchange and clearing, settlement and depository services, we have multiple contact points with our members and market participants, providing us with the ability to generate revenue at multiple levels of our business. We derive revenue from a variety of sources including revenue from trading activities on the exchange, such as trading fees and trading tariffs, revenue from post-trade services, such as clearing, settlement, depository, custody and nominee service fees, and initial and recurring listing fees from equity, debt and derivative products, and subscription fees from data products.

Our mix of business provides us with diverse sources of revenue that are not all dependent on market volumes. For example, we not only generate market turnover-related revenue, such as transaction charges, auction charges and depository charges, but also non-market turnover-related revenue, such as investment income, training income, software income and rental income. In FY 2016, revenue from operations (comprised of revenue from securities services, services to corporate and data dissemination fees), income from investments and deposits and other income comprised of 64.8%, 28.8% and 6.4% of our total revenue, respectively. In the six months ended September 30, 2016, revenue from operations, income from investments and deposits and other income comprised of 63.2%, 29.0% and 7.9% of our total revenue, respectively.

At the end of October 2016, we are the world's largest exchange by number of listed companies and India's largest and the world's 10th largest exchange by market capitalization, with US\$ 1.7 trillion in total market

capitalization of listed companies. According to CARE Research, the BSE ranks third globally in terms of currency options and futures contracts traded in 2015, with 430 million currency derivatives traded. During the period FY 2014 to FY 2016, the total number of contracts traded in the currency market on the BSE increased from 87 million to 420 million. Further, our turnover from the interest rate derivatives market grew from ₹ 26 billion in FY 2014 to ₹ 1,141 billion in FY 2016. (Source: CARE Research Report)

Our EBITDA margin for FY 2014, FY 2015, FY 2016 and the six months ended September 30, 2016 was 54.3%, 48.9%, 45.7% and 50.4%, respectively. Our profit after tax margin for FY 2014, FY 2015, FY 2016 and the six months ended September 30, 2016 was 25.5%, 20.8%, 18.6% and 27.4%, respectively.

Our Strategies

As India's largest exchange in terms of market capitalization of listed companies (Source: CARE Research Report), we must anticipate and react to investors' needs through improvements in efficiency and technology, lower costs, greater cross-border reach and increased access. Our strategies set out a roadmap towards being a competitive exchange across all asset classes.

To meet these needs and maintain and strengthen our market position, our key strategies are to:

Strengthen our position to become the exchange of choice in India and expand our cross-border reach by entering into strategic alliances

We intend to strengthen our position as a preferred exchange in India and expand our cross-border reach by entering into strategic alliances. For example, to expand our position in India, we have entered into a strategic partnership with S&P Dow Jones Indices LLC, USA ("SPDJI") to grow our index business by calculating, disseminating and licensing various of our index products, which has culminated in the formation of an India-based joint venture, Asia Index Pvt. Ltd.

Internationally, we have signed an agreement with Deutsche Börse whereby they sell and market BSE market data and information to international clients. Deutsche Börse also collaborates with us for product development and innovation, which includes extending its existing infrastructure and creating new market data solutions and infrastructure to support our product offerings.

Further, we are a member of the BRICS Exchanges Alliance, whereby leading exchanges in Brazil, Russia, India, China and South Africa cross-list futures products based on the flagship indices of each of the other exchanges. Similarly, options and futures based on the S&P BSE SENSEX are listed and traded on Eurex and the Dubai Gold and Commodities Exchange ("DGCX"), and we have entered into an MOU with the Korea Exchange ("KRX") to cooperate in other areas such as research, product development and information technology.

We also entered into an MOU with the Stock Exchange of Mauritius ("SEM") in July 2016, pursuant to which we and SEM agreed, among other initiatives, to explore mutual business development opportunities, to increase the number of listings on SEM's main board and SME platform by encouraging well-established Indian companies and other international companies to dual list on SEM's platforms, to collaborate on providing a platform for BSE-listed companies to raise funds for investments outside of India in US Dollars, the Euro, British Pounds or South African Rand and to establish trading of the S&P BSE SENSEX and other S&P BSE indices on SEM.

In addition, ICCL and Clearstream have agreed to collaborate on collateral management so that clearing members in ICCL can better manage their ICCL margin requirements resulting from trades executed on the BSE platform. Collateral can be pooled at Clearstream's integrated collateral management engine, the GLH, from assets held at Clearstream and partner agent banks. This collateral management solution enables foreign investors trading on the BSE platform to deposit and use AAA-rated foreign sovereign bonds as collateral with ICCL towards their margin requirements.

We have also partnered with the International Finance Corporation ("IFC"), a member of the World Bank Group, to develop a corporate governance scorecard, which allows companies to assess their corporate governance performance against national and international benchmarked practices. We partnered with the Centre for Monitoring Indian Economy ("CMIE") to provide high-frequency data on unemployment and consumer sentiment in India, which we launched in April 2016.

We believe that the enhanced ease of trading and access that results from such ventures will strengthen our ability to attract cross-border investors and issuers to our exchange. For more information, please see "*Alliances and Joint Ventures*" on page 156 of this Prospectus.

Increase our variety and market share of derivative products

We actively evaluate products and asset classes outside our traditional focus areas in order to diversify our revenue sources. By doing so, we seek to continue to attract market participants and issuers and to capture the significant revenue potential that comes with a broader product line, particularly derivative products. We intend to continue to develop a full equity derivative product suite to meet derivative investors' needs through the introduction of new products, as well as through advancements in current products, such as interest rate and currency derivatives, index futures, index options, single stock futures and single stock options. In particular, we intend to focus on currency derivatives and to further increase our market share in this segment through initiatives such as introducing new products (such as index contracts, inter-currency spread contracts and cross-currency derivatives, in each case subject to regulatory approvals), increasing foreign portfolio investor ("FPI") participation and extending market timings for currency derivatives (subject to regulatory approval).

We are also looking to add commodity derivatives to our current portfolio of product offerings. We applied to SEBI on June 12, 2015 to seek their approval to commence trading in commodities derivatives products, and are currently awaiting SEBI's approval.

Diversify our product and service offerings and maintain new product innovation and development

We continually strive to diversify our product and service offerings to serve investors' needs by developing new products and bringing new types of financial instruments. For example, we are looking to offer indices and index-based products for national and international investors as part of our product development. Our recent and upcoming product innovations include BSE Hi-Tech, a platform for young, fast-growing companies to list and raise equity capital for their growth, which we are currently developing. In addition, we intend to enhance our current product offerings, such as BSE StAR, our mutual fund investment platform, by adding new purchase and settlement options for investors. The number of mutual fund schemes available on BSE StAR grew from 4,891 in FY 2014 to 5,724 in FY 2015 to 5,989 in FY 2016 and 6,303 in the first half of FY 2017.

In terms of our service offerings, we were appointed as the receiving office for primary issuances of sovereign gold bonds in May 2016. Sovereign gold bonds are government bonds, denominated in grams of gold, issued by the Reserve Bank of India ("RBI") on behalf of the Government of India. We also commenced "clean price" trading in August 2016, which is a pricing method for corporate bonds and government bonds in which interest accrued on the bond is automatically excluded from the price quoted on the exchange. The move to "clean price" trading on our exchange will align our debt markets with Indian over-the-counter markets and NDS-OM, which is a matching system for dealing in Indian government securities. We also recently developed a consumer sentiment index and high-frequency data on unemployment in India. Other examples of current initiatives that we have at various stages of development include the international exchange and international clearing corporation at GIFT City and an exchange in precious metals, gems and other related goods with the India Bullion and Jewellers Association ("IBJA").

Maintain and improve best-in-class platform infrastructure

Maintaining and improving our infrastructure is critical to our business, as it lays the foundation for future growth and expansion, provides our customers with a more efficient and accessible marketplace and enhances our competitiveness as an exchange operator on a global scale. We have regularly allocated substantial resources towards upgrading our information technology systems, with the over-arching goals of achieving higher capacity and lower latency, improving market efficiency and transparency, enhancing user access and providing flexibility for future business growth and market needs.

We undertake to develop and to implement initiatives to maintain and improve our platform infrastructure in the future. We are considering consolidating our infrastructure and services by moving our key systems to private, public and hybrid cloud-based platforms, which will allow us to leverage infrastructure sharing, service utilization and host of other cloud-based facilities.

We prioritize the improvement in our cyber-security framework and information security management systems. We were identified as a National Critical Information Infrastructure by National Critical Information Infrastructure Protection Centre. We have also entered into an MOU with the Indian Institute of Technology,

Kanpur ("**IITK**") in August 2016 pursuant to which IITK agrees to assist us in developing tools to strengthen our cyber security.

Establish an international exchange and an international clearing corporation at GIFT City

In January 2017 we began operating an international exchange and an international clearing corporation at GIFT City, a multi-services Special Economic Zone that is currently being developed as India's first international financial services centre. Our Board of Directors approved a macro business plan regarding the GIFT City Project in May 2016. In September 2016, we incorporated BSE International Exchange (IFSC) Limited, now India International Exchange (IFSC) Limited ("**IIEL**"), for the international exchange and BSE International Clearing Corporation (IFSC) Limited, now India International Clearing Corporation (IFSC) Limited ("**IICCL**"), for the international clearing corporation. We have received approvals from the Joint Development Commissioner of the Kandla Special Economic Zone each dated September 30, 2016 to set up the international exchange and the international clearing corporation in GIFT City, subject to compliance with conditions specified in such approvals. Further, we have received letters from SEBI each dated December 30, 2016, granting recognition to the international exchange and the international clearing corporation under the SCRA, SECC Regulations and IFSC Guidelines for a period of one year commencing on December 29, 2016, subject to compliance with conditions specified in such approvals.

We submitted an application to SEBI dated December 16, 2016 for certain products to be traded on the international exchange and in January 2017 received approval from SEBI for single stock futures and stock index futures to trade on the international exchange. Subject to the receipt of the necessary further approvals, we intend for the international exchange to also offer a product portfolio spanning across (i) equity and index derivatives (including stock and index futures, which have already commenced trading), (ii) currency derivatives and (iii) commodity derivatives, but not including agricultural commodities. Pursuant to the SEBI circular dated November 28, 2016, we intend to provide these products in a single market structure. See risk factor 3, "*Risk Factors—Our operations in the international exchange and international clearing corporation in GIFT City are subject to contingencies and uncertainties*" on page 20 of this Prospectus for a description of uncertainties relating to the GIFT City Project.

We believe that the GIFT City Project will increase our brand's profile and also provide us with additional sources of revenue. Further, subject to the then prevailing market conditions, we propose that the international exchange shall also offer interest rate futures, fixed income securities issued by eligible issuers as defined under SEBI Guidelines on International Financial Services Centres and provide an electronic trading platform that facilitates (i) Indian companies to raise capital in foreign currency by issuing foreign currency denominated bonds and providing a trading platform to trade in such bonds, (ii) Indian start-ups to raise equity from foreign investors by getting listed on the international exchange and (iii) companies incorporated outside India to raise money by the issuance and listing of their equity shares on the international exchange.

In addition, IFSC Units along with its participants, which will include the Exchange, investors, clients and brokers and other service providers, will benefit from tax incentives offered by the Government. Under the Finance Act, 2016, IFSC Units and its participants will not be subject to several taxes levied by the Government of India.

We believe that our track record of operating an exchange and entering into partnerships and alliances with partners around the world will facilitate the operations of the GIFT City Project by us.

Capture growth in the underpenetrated Indian financial markets

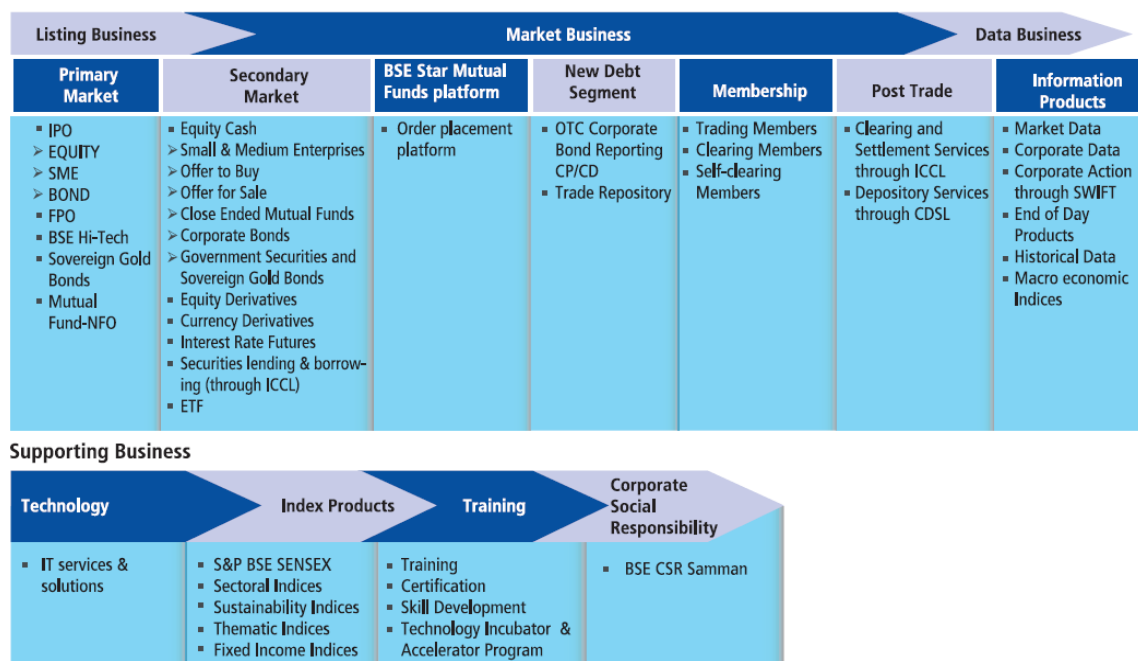
We believe that with a growing young population in India, more investors are likely to enter the market in the coming years. In order to capture growth in the Indian market, we undertake routine outreach and advertising programs, such as through educational activities targeted towards youths to teach them about the benefits of investing in securities, and through investor awareness activities designed to facilitate an "equity culture" in India. In addition to investor outreach, we also plan to design platforms and products targeted towards specific demographics in India, such as a mobile phone enabled trading platform, targeted towards the growing number of mobile phone users in India.

We believe that our efforts in this regard align with the efforts of the Government of India, who have offered tax breaks and financial schemes to encourage securities investment. We believe that we are positioned, as a well-known exchange, to increase the number of investors trading on our exchange as first-time investors begin

taking advantage of such government schemes. In addition, we plan to focus our education outreach programs, directly through the exchange as well as through our BSE Institute, on this section of first-time retail investors in order to increase our brand recognition and to encourage such investors to trade in BSE-listed securities. We, through BSE Institute, design and develop course offerings for investors that focus on business process knowledge and practical training, and also conduct certification programs for market professionals in the Asian, African and Middle East regions. We also run custom courses for businesses and colleges. Moreover, the Employee Provident Fund Organization ("**EPFO**") has recently started investing in ETFs, which is an indirect way of investment into the Indian stock market, and we expect more capital to flow into the market aiding in the stability of the stock market.

Our Business

The following chart illustrates our primary lines of business and our supporting businesses:



Listing Business

Our listing business consists of the primary market, which is that part of the market relating to the issuance of new securities. An issuance of new securities can take one of several forms, including (i) an initial public offering ("**IPO**"), which is the act of offering securities of a company on a public exchange for the first time, (ii) follow-on issuances, which is the act of offering securities by a company that is already listed on an exchange and (iii) a private placement, which is the act of offering a security not through a public offering, but a private offering. Our listings business includes IPOs, follow-on public issuances and private placements of equity securities including on both the main market of the BSE as well as on the BSE SME platform, and also IPOs, follow-on public issuances and private placements of fixed income securities.

Equities

To qualify for listing on the BSE, a company must satisfy certain listing criteria relating to its paid-up capital, issue size and market capitalization. The minimum post-issue paid-up capital of the company must be at least ₹100 million for initial public offerings and ₹30 million for follow-on public offerings, the minimum issue size must be at least ₹100 million and the company's minimum market capitalization must be at least ₹250 million.

The BSE also allows direct listing of equity shares of companies listed on regional stock exchanges in India. Such companies must, among other things, have positive net worth, distributable profits for at least one out of two immediately preceding financial years and paid up capital of at least ₹30 million. By allowing relatively smaller regionally-listed companies to list on the BSE, we provide them with enhanced access to the wider capital markets.

Listed companies must adhere to ongoing disclosure and corporate governance requirements, including requirements to file annual reports, to make announcements on their quarterly and annual financial results and to make immediate public announcements of material developments and certain specified matters, such as shareholder meeting dates and places, dividends, changes in directors or officers, and proposed changes to governing documents.

Primary issuances of equity securities can take several forms, including initial public offerings, which are the first public offerings of securities that issuers undertake, and follow-on issuances, which are offerings of securities made by already-public companies. Follow-on issuances can include rights issues, which are issuances of shares to existing shareholders on a pro rata basis, as well as qualified institutional placements, which are issuances of shares to institutional investors.

The following chart sets forth the number of IPOs listed on the BSE and their total amount raised, the number of follow-on public issuances on the BSE and their total amount raised for the periods indicated:

	Six Months Ended September 30, 2016	Year ended March 31,		
		2016	2015	2014
Main Board IPOs				
Number of main board IPOs.....	16	24	6	2
Amount raised from main board IPOs (₹ millions).....	170,833.4	153,749.9	13,746.2	11,893.7
Rights Issues				
Number of rights issues.....	3	12	17	15
Amount raised from main board rights issues (₹ millions).....	6,184.2	111,790.1	68,250.3	37,875.8

Small and Medium Enterprises

To be listed on the BSE SME platform, companies must be profitable and have net tangible assets, net worth and issued and paid up capital of at least ₹30 million each, with no more than ₹250 million capital post listing. Annual listing fees for SME are ₹25,000 or 0.01% of full market capitalization, whichever is higher.

The following chart sets forth certain details regarding primary issuances of SME equity securities for the periods indicated:

	Six Months Ended September 30, 2016	Year ended March 31,		
		2016	2015	2014
SME IPOs				
Number of SME IPOs.....	26	38	35	36
Amount raised from SME IPOs (₹ millions).....	2,530.7	2,365.1	2,333.1	3,160.3

Fixed Income Securities

The debt market is a market for the issuance, trading and settlement in debt instruments of various types. Debt instruments, also called fixed income securities, are issued by a wide range of organizations such the Government of India, State Governments, statutory corporations or bodies, banks, financial institutions and corporate bodies.

The following table sets forth certain details regarding primary issuances of fixed income securities for the periods indicated:

	Six Months Ended September 30, 2016	As of and for the year ended March 31,		
		2016	2015	2014
Number of debt public issues.....	10	20	24	35
Amount raised from debt public issues (₹ millions).....	238,925.3	338,119.3	93,474.7	398,559.7

	Six Months Ended September 30,	As of and for the year ended March 31,		
	2016	2016	2015	2014
Number of debt private placements ISIN ⁽¹⁾ scripts	1,286	1,760	1,575	1,087
Amount raised from debt private placements (₹ millions).....	1,949,862.9	2,354,025.5	2,462,216.5	1,353,411.5

(1) Refers to the International Securities Identification Number ("ISIN") provided by depositories for each script.

Government Securities Market

The government securities market plays a vital role in the Indian economy as it provides a benchmark for determining the level of interest rates in the country through the yields on the government securities, which are referred to as the risk-free rate of return in any economy.

Market Business

Secondary Market

The secondary market is that part of the market that relates to the purchase and sale of previously issued securities. Our secondary market consists of the following segments:

- the equity cash segment ("**Equity Cash**"), which includes (i) trading of shares in companies and ETFs and units in closed-ended mutual fund schemes listed on our main board, as well as shares in SMEs listed on our SME platform, (ii) trading of fixed income securities such as corporate bonds, sovereign gold bonds and government securities, (iii) securities lending and borrowing services, which allow market participants to lend and borrowing securities for use in trading and (iv) platforms to facilitate offers to buy securities by listed companies and offers for sale of securities by substantial shareholders of listed companies;
- the equity derivatives segment, consisting of derivatives on equity indices and individual stocks; and
- the currency derivatives segment, which includes both currency derivatives and interest rate derivatives

All trades on the Equity Cash, equity derivatives and currency derivatives segments are executed on BOLT+, which is our fully-automated trading platform. BOLT+ is software that we make available under license to members of the exchange as well as their clients. As of September 30, 2016, there were 95,788 registered users of BOLT+. Offers to buy and offers for sale are executed through our Internet-based Book Building System ("iBBS") platform.

The following table shows the total number of cities covered by trading terminals, the number of trading terminals either provided by us or through third party vendors, the average number of orders per day and the average number of trades per day for the periods and as of the dates indicated.

	As of and for the six months ended September 30,	As of and for the year ended March 31,		
	2016	2016	2015	2014
Number of cities covered	2,100	2,084	2,040	1,995
Number of active trading terminals (including broker terminals).....	95,788	86,507	66,713	52,596
Average number of orders per day	251,911,381	284,921,361	260,843,398	98,258,925
Average number of trades per day.....	3,289,764	3,091,339	3,278,603	2,894,108

Equity Cash

Our Equity Cash segment in the secondary market consists of (i) trading of shares in companies and ETFs and units in closed-ended mutual fund schemes listed on our main board, as well as shares in SMEs listed on our SME platform, (ii) trading of fixed income securities such as corporate bonds, sovereign gold bonds and government securities, (iii) securities lending and borrowing services, which allow market participants to lend and borrow securities for use in trading and (iv) platforms to facilitate offers to buy securities by listed companies and offers for sale of securities by substantial shareholders of listed companies. SEBI guidelines define what products constitute part of the equity cash segment in stock exchanges, pursuant to which we classify fixed income securities as part of our equity cash segment. See "*Regulations and Policies in India*" on page 162 of this Prospectus.

Main Board

The main board of the BSE is our primary trading platform, and is used by relatively larger and more established companies in order to gain access to investment capital. In order to list securities on the main board of the BSE, companies must meet certain eligibility criteria including (i) financial criteria such as surpassing thresholds for total paid-up share capital, net worth and net tangible assets, (ii) having a website, (iii) allowing trading in dematerialized securities, (iv) agreeing to comply with ongoing reporting requirements and (v) having their offering document and application approved by SEBI. The exact requirements depend on the type of security being listed.

The following chart sets forth certain data for the main board of the Equity Cash segment on the main board for the periods and as of the dates indicated:

	As of and for the six months ended September 30,	As of and for the year ended March 31,		
	2016	2016	2015	2014
Number of listed companies ⁽¹⁾	5,044	5,332	5,096	5,040
Market capitalisation of equity listed companies (₹ millions) ⁽²⁾	112,649,475.3	96,708,048.8	102,980,640.9	75,545,421.1
Total turnover* (₹ millions)	3,778,887.4	7,257,652.6	8,464,019.8	5,121,841.4
Foreign portfolio investor turnover (₹ millions) ⁽³⁾	1,127,097.2	2,564,497.9	3,425,771.3	1,437,785.8
Domestic institutional investor turnover (₹ millions) ⁽⁴⁾	489,189.6	675,752.3	769,911.3	653,687.4
Other turnover (₹ millions) ⁽⁵⁾	5,941,487.9	11,275,055.0	12,732,357.0	8,152,209.6

* Total turnover is equal to one half of the sum of (i) foreign portfolio investor turnover, (ii) domestic institutional investor turnover and (iii) other turnover. This is because total turnover is "one-sided", insofar as it counts each trade, consisting of one sale and a corresponding purchase of a security, only one time when calculating turnover. By contrast, foreign portfolio investor turnover, domestic institutional investor turnover and other turnover are all "two-sided", meaning that each trade is counted in turnover for the buyer as well as for the seller, and hence each trade gets counted twice.

- (1) Comprises main board equity listed and equity and debt listed companies.
- (2) Comprises main board equity listed and equity and debt listed companies.
- (3) Comprises Foreign Portfolio Investors and Foreign Institutional Investors.
- (4) Comprises domestic financial institutions, banks, mutual funds, insurance companies and national pension funds
- (5) Comprises turnover from retail clients and proprietary trading.

Small and Medium Enterprises

In addition to the main board of the BSE, we also operate the BSE SME, a platform for micro, small and medium enterprises. We created the BSE SME platform with the goal of facilitating the promotion, development and competitiveness of micro, small and medium enterprises, by providing an avenue for them to access the capital markets. SEBI established the framework for SME Platforms through a circular on May 18, 2010 and the BSE SME platform received final approval of SEBI on September 27, 2011. We launched the BSE SME platform in March 2012. In February 2014, we launched our Institutional Trading Platform ("**ITP**") within our BSE SME segment. The BSE SME ITP is a different type of SME listing with a separate listing criteria and

offers more relaxed compliance and more cost-effective listing, as companies can be listed on the BSE SME ITP without an initial public offering.

The BSE SME platform is integrated with the main board of the BSE in that it utilises the existing infrastructure of BSE's trading systems and network. There is also a provision for migration from the SME platform to the main board and vice versa, which companies are able to do once they meet the criteria for listing on the main board. Listed SMEs are part of the existing BSE trading system, meaning that market participants who are able to trade on the main board of the BSE are also able to trade in shares of SMEs listed on the BSE SME platform.

We launched the BSE SME IPO Index, which tracks the value of the companies listed on the BSE SME platform, on December 14, 2012. The BSE SME IPO Index was weighted so that on establishment it had a value of 100, and as of September 30, 2016, the value of the BSE SME IPO Index had increased to 994.55. As of September 30, 2016, 18 SME companies had migrated from the BSE SME platform to the main board. The total market capitalization of the 153 companies listed on the BSE SME platform as of September 30, 2016, was ₹ 92,461.5 million.

The following table sets forth certain data for the SME platform of the Equity Cash segment of the exchange for the periods and as of the dates indicated:

	As of and for the six months ended September 30,	As of and for the year ended March 31,		
	2016	2016	2015	2014
Number of equity listed companies on the BSE SME and SME ITP	153	129	62	39
Market capitalisation of equity listed companies ⁽¹⁾ (₹ millions).....	92,461.5	67,841.5	67,928.0	58,686.9
Total turnover* (₹ millions).....	5,497.1	13,945.6	27,305.7	10,163.5
Foreign portfolio investor turnover (₹ millions).....	204.0	20.0	0.0	0.0
Domestic institutional investor turnover (₹ millions)	0.0	137.5	0.7	0.0
Other turnover (₹ millions).....	10,790.2	27,733.8	54,610.7	20,327.0

* Total turnover is equal to one half of the sum of (i) foreign portfolio investor turnover, (ii) domestic institutional investor turnover and (iii) other turnover. This is because total turnover is "one-sided", insofar as it counts each trade, consisting of one sale and a corresponding purchase of a security, only one time when calculating turnover. By contrast, foreign portfolio investor turnover, domestic institutional investor turnover and other turnover are all "two-sided", meaning that each trade is counted in turnover for the buyer as well as for the seller, and hence each trade gets counted twice.

(1) Figures include the BSE SME and SME ITP.

Fixed Income Securities

Our main board offers trading in fixed income securities, comprising various types of corporate bonds, Government of India bonds and various Indian state bonds.

The following table sets forth certain data regarding listing and trade of fixed income securities for the periods and as of the dates indicated:

	As of and for the six months ended September 30,	As of and for the year ended March 31,		
	2016	2016	2015	2014
Number of debt securities listed	520	528	397	393
Main board equity and debt listed companies	156	155	162	156
Main board debt only-listed companies..	364	373	235	237
Total turnover* (₹ millions)	35,347.6	57,580.3	41,448.6	22,988.1

	As of and for the six months ended September 30,	As of and for the year ended March 31,		
	2016	2016	2015	2014
Foreign portfolio investor turnover (₹ millions).....	2,214.9	8,496.0	7,959.1	3,089.9
Domestic institutional investor turnover (₹ millions)	277.1	12,664.3	3,133.2	1,421.4
Other turnover (₹ millions).....	68,203.3	94,000.3	71,804.9	41,464.9

* Total turnover is equal to one half of the sum of (i) foreign portfolio investor turnover, (ii) domestic institutional investor turnover and (iii) other turnover. This is because total turnover is "one-sided", insofar as it counts each trade, consisting of one sale and a corresponding purchase of a security, only one time when calculating turnover. By contrast, foreign portfolio investor turnover, domestic institutional investor turnover and other turnover are all "two-sided", meaning that each trade is counted in turnover for the buyer as well as for the seller, and hence each trade gets counted twice.

Sovereign Gold Bonds

Sovereign gold bonds are government securities denominated in grams of gold and are substitutes for holding physical gold. Investors pay the issue price in cash and can redeem them for cash upon maturity. Investors can also buy and sell the bonds at spot prices on the exchange. The bonds are issued by the RBI on behalf of Government of India.

In May 2016, we obtained approval from the RBI to act as a receiving office for sovereign gold bonds. In June 2016, RBI gave us permission to launch trading in the first tranche of sovereign gold bonds in the secondary market. We participated in the fourth, fifth and sixth tranches of sovereign gold bonds in September 2016, October 2016 and December 2016, respectively.

Exchange Traded Funds

An ETF is a security that, like an index fund or a sectoral fund, tracks an index, a commodity or a sector, but trades like a stock on an exchange. ETFs experience price changes throughout the day as they are bought and sold.

Currently, there are three types of ETFs that can be traded on the BSE, which include equity ETFs, gold ETFs and liquid ETFs.

The following table sets certain data related to ETFs listed on the BSE for the periods and as of the dates indicated:

	As of and for the six months ended September 30,	As of and for the year ended March 31,		
	2016	2016	2015	2014
Number of ETF Schemes	48	45	37	35
Total turnover* (₹ million).....	54,922.1	71,619.9	15,368.1	61,647.3
Foreign portfolio investor turnover (₹ millions)	0.0	5.6	48.9	1.0
Domestic institutional investor turnover (₹ millions)	43,426.9	58,854.0	7,418.4	10,457.2
Other turnover (₹ millions).....	66,417.2	84,380.3	23,268.9	112,836.4

* Total turnover is equal to one half of the sum of (i) foreign portfolio investor turnover, (ii) domestic institutional investor turnover and (iii) other turnover. This is because total turnover is "one-sided", insofar as it counts each trade, consisting of one sale and a corresponding purchase of a security, only one time when calculating turnover. By contrast, foreign portfolio investor turnover, domestic institutional investor turnover and other turnover are all "two-sided", meaning that each trade is counted in turnover for the buyer as well as for the seller, and hence each trade gets counted twice.

Mutual Funds

Mutual fund schemes are trusts that pool the savings of a number of investors and invest it in capital market instrument such as shares, fixed income securities and other securities. Closed-end mutual fund schemes are mutual fund schemes that have their units listed and traded on a stock exchange, and can thus be bought and sold at market value like shares in a company.

The following table sets certain data related to mutual fund schemes listed on the BSE for the periods and as of the dates indicated:

	As of and for the six months ended September 30,	As of and for the year ended March 31,		
	2016	2016	2015	2014
Number of listed AMCs ⁽¹⁾	24	24	23	22
Total turnover* (₹ millions)	551.5	2,593.7	3,400.4	50.6
Foreign portfolio investor turnover (₹ millions)	0.0	1.2	86.2	0.0
Domestic institutional investor turnover (₹ millions)	39.8	0.0	5.2	40.1
Other turnover (₹ millions)	1,063.2	5,186.2	6,709.5	61.1

* Total turnover is equal to one half of the sum of (i) foreign portfolio investor turnover, (ii) domestic institutional investor turnover and (iii) other turnover. This is because total turnover is "one-sided", insofar as it counts each trade, consisting of one sale and a corresponding purchase of a security, only one time when calculating turnover. By contrast, foreign portfolio investor turnover, domestic institutional investor turnover and other turnover are all "two-sided", meaning that each trade is counted in turnover for the buyer as well as for the seller, and hence each trade gets counted twice.

⁽¹⁾ This number includes AMCs with closed-ended mutual fund schemes.

Securities Lending and Borrowing

The lending and borrowing of securities describes the market practice whereby securities are temporarily transferred by one party (the lender) to another (the borrower) via an approved intermediary. The borrower is obliged to return the borrowed securities either on demand or at the end of an agreed term. The borrower also has an option to return the borrowed securities before the agreed term. The lender may recall the borrowed securities at any time within the normal market settlement cycle. Securities lending and borrowing helps to improve market liquidity, enhance settlement efficiency, tighten dealer prices and reduce the cost of capital. All securities which are available for derivatives trading can also be offered on the securities lending and borrowing platform. Every security available for trading in the derivatives segment is approved by SEBI.

Our clearing corporation, Indian Clearing Corporation Ltd. ("ICCL"), is an approved intermediary for securities lending and borrowing, meaning that SEBI approved ICCL for securities lending and borrowing under the Securities Lending Scheme, 1997. All trading and clearing members of the BSE, as well as banks and custodians, are eligible to participate in securities lending and borrowing, subject to fulfilment of the eligibility criteria specified by ICCL. Securities lending and borrowing members are required to enter into an agreement with ICCL, and their clients are required to enter into back-to-back agreements with them as per a form specified by ICCL.

The following table sets forth certain data relating to our securities lending and borrowing platform for the periods and as of the dates indicated:

	As of and for the six months ended September 30,	As of and for the year ended March 31,		
	2016	2016	2015	2014
Number of companies in which securities lending and borrowing is allowed	185	189	166	161
Traded volume (number of shares)....	7,857,362	8,565,434	6,911,378	8,731,327

Offer to Buy

An offer to buy is a mechanism to facilitate the tendering and settlement of shares. While a normal platform is an anonymous platform for the purchase and sale of shares, an Offer to Buy ("**OTB**") platform enables acquirers such as a company, promoter or acquirers to procure shares from shareholders. We offer such facilities for the acquisition of shares through a stock exchange pursuant to an offer in the form of a separate window. This mechanism is mandatory for companies effective July 1, 2015, and we launched our offer-to-buy module, an online platform, on June 30, 2015. Offers to buy can be used to facilitate transactions such as share buybacks by companies, open offers under the Takeover Regulations, and delisting offers by acquirers and promoters of listed companies.

As of September 30, 2016, 74 companies have completed offers to buy, of which BSE was appointed the designated stock exchange in 68 instances. As of September 30, 2016, out of 74 offer to buy issues, 62 issues were conducted exclusively on the BSE platform. The designated stock exchange in an offer to buy issue is responsible for approving the allotment of shares.

Offer for Sale

SEBI permits stock exchanges in India to provide a separate window, apart from the existing trading system for the normal market segment, to facilitate promoters of listed companies to sell their holdings in listed companies in a transparent manner with wider participation. In addition, promoters of the top 200 companies by market capitalization and any non-promoter shareholder of eligible companies holding at least 10% of the share capital may also offer shares through our Offer for Sale ("**OFS**") mechanism.

We launched our offer for sale module on February 24, 2012. As of September 30, 2016, 168 companies have completed offers for sale, of which BSE was appointed the designated stock exchange in 143 instances. As of September 30, 2016, out of 168 offer for sale issues, 96 issues were exclusively conducted on the BSE platform. The designated stock exchange in an offer for sale issue is responsible for approving the basis of allotment of shares. As of September 30, 2016, 700 trading members have participated in OFS issues via our OFS module.

Equity Derivatives Segment

The equity derivatives segment is comprised of trading in stock index futures, stock index options, single stock futures and single stock options.

A futures contract is an agreement to purchase or sell a specific quantity of a financial instrument or commodity at a particular price on a stipulated future date. An option contract grants the holder a right, but not the obligation, in exchange for an agreed upon sum, to purchase from or sell to the grantor of the option the underlying asset at a particular price at any time prior to a stipulated date. If the holder does not exercise his or her right under the option contract prior to the stipulated date, the option expires and the agreed upon sum is forfeited. Futures and options are settled in cash.

Index-linked and single stock-linked derivatives products give market participants the ability to hedge their equity portfolios, gain exposure to Indian equity markets without the execution and capital costs of implementing trading strategies in the underlying securities, take advantage of spread opportunities between different sectors of the market, enhance yields on an underlying portfolio and diversify a portfolio.

We launched futures on the BSE 30 SENSEX in June 2000 and options on the BSE 30 SENSEX in June 2001. We then commenced the trading of individual stock options and stock futures in July 2001 and November 2001, respectively.

We launched a series of liquidity enhancement incentive programs ("**LEIPS**") in September 2011 to enhance liquidity in our equity futures and options segment. Under the LEIPS, we lowered our transaction fees and offered volume-based and open-interest-based cash incentives to our members, thereby encouraging them to increase their trading in equity futures and options. Under the LEIPS, we experienced significantly increased trading in equity futures and options. Starting in FY 2016, we began to phase out the LEIPS, discontinuing the program with effect from April 1, 2016. Our phasing out of the LEIPS results in significantly decreased trading volume in equity futures and options. See risk factor 6, "*Risk Factors—Trading on our equity derivatives segment is less than that on the NSE and there is no guarantee that we can successfully compete in the equity derivatives segment against the NSE*" and "*Management's Discussion and Analysis of Financial Condition and*

Results of Operations—Principal Components of our Income Statement—Exceptional Items—Liquidity enhancement incentive programme scheme" on pages 23 and 520, respectively of this Prospectus for further details on the financial impact of the LEIPS.

The following table provides certain data regarding trading in our equity derivatives segment for the periods indicated:

	As of and for the six months ended September 30,	As of and for the year ended March 31,		
	2016	2016	2015	2014
Equity futures				
Average number of contracts traded per day	241	1,451	6,311	16,088
Average turnover per day (₹ millions).....	168.5	584.9	2,404.4	4,705.3
Open interest on last trading day (number of contracts).....	65	289	13,010	12,102
Equity options				
Average number of contracts traded per day	713	428,546	2,073,849	1,186,869
Average turnover per day (₹ millions).....	360.4	180,589.5	835,568.5	362,602.8
Open interest on last trading day (number of contracts).....	0	1,369	13,709	6,590
Equity derivatives - total				
Average number of contracts traded per day	954	429,997	2,080,160	1,202,957
Average turnover per day (₹ millions).....	528.8	181,174.4	837,972.9	367,308.1
Open interest on last trading day (number of contracts).....	65	1,658	26,719	18,692
Total turnover* (₹ million).....	65,581.1	44,750,082.6	203,627,412.7	92,194,344.5
Foreign portfolio investor turnover (₹ millions)	0.0	1,221.8	347.5	0.6
Domestic institutional investor turnover (₹ millions)	23.1	0.0	84.0	186.9
Other turnover (₹ millions).....	131,139.7	89,498,943.3	407,254,393.8	184,388,501.4

* Total turnover is equal to one half of the sum of (i) foreign portfolio investor turnover, (ii) domestic institutional investor turnover and (iii) other turnover. This is because total turnover is "one-sided", insofar as it counts each trade, consisting of one sale and a corresponding purchase of a security, only one time when calculating turnover. By contrast, foreign portfolio investor turnover, domestic institutional investor turnover and other turnover are all "two-sided", meaning that each trade is counted in turnover for the buyer as well as for the seller, and hence each trade gets counted twice.

Currency Derivatives Segment (including interest rate derivatives)

We launched currency derivatives and interest rate derivatives trading in November 2013. Our currency derivative products include futures and options contracts, in which investors can buy or sell a specific quantity of a particular currency pair at a future date. We currently offer currency futures trading for US Dollar/Indian Rupee, Euro/Indian Rupee, British Pound/Indian Rupee and Japanese Yen/Indian Rupee contracts, and currency options trading for US Dollar/Indian Rupee contracts. We currently offer interest rate future contracts on 91-day Treasury Bills, Futures and on 6-, 10- and 13-year Government of India securities. We do not currently offer interest rate options contracts.

In December 2015, we also started to offer an order placement facility called "Paired Option and Straddle contract" in the currency derivatives segment. This facility allows traders to take positions across two different option contracts belonging to the same underlying asset by entering a single order.

The following table shows certain data regarding trading in our currency derivative contracts (including interest rate contracts) for the periods indicated:

	As of and for the six months ended September 30,	As of and for the year ended March 31,		
	2016	2016	2015	2014
Currency Futures				
Average number of contracts traded per day	1,186,265	1,159,652	892,582	419,840
Average turnover per day (₹ millions).....	79,819.3	76,461.1	54,919.2	26,150.1
Open interest on last trading day (number of contracts).....	839,560	900,203	474,393	35,558
Currency Options				
Average Number of contracts traded per day	864,876	576,822	406,477	69,597
Average Turnover (₹ millions)	58,269.6	37,750.7	25,271.6	4,391.4
Open interest on last trading day (number of contracts).....	633,811	387,638	190,275	5,974
Interest Rate Futures				
Average Number of contracts traded per day	24,916	23,503	8,544	1,737
Average turnover per day (₹ millions).....	5,062.7	4,715.7	1,759.4	349.0
Open interest on last trading day (number of contracts).....	4,357	5,566	80,078	9,829
Total				
Average Number of contracts traded per day	2,076,057	1,759,976	1,307,602	491,174
Average turnover per day (₹ millions).....	143,151.8	118,927.5	81,950.0	30,890.5
Open interest on last trading day (number of contracts).....	1,477,728	1,293,407	744,746	51,361

The following table shows certain data regarding turnover in our currency derivative contracts (including interest rate contracts) for the periods indicated:

	As of and for the six months ended September 30,	As of an for the year ended March 31,		
	2016	2016	2015	2014
Currency Derivatives				
Total turnover (₹ million).....	16,708,770	27,639,260.9	19,085,433.9	2,443,122.3
Foreign portfolio investor turnover (₹ millions)	429,846.1	220,355.7	32,189.4	0
Domestic institutional investor turnover (₹ millions)	431.0	8,507.5	1,765.1	0
Other turnover (₹ millions).....	32,987,262.8	55,049,658.8	38,136,913.4	4,886,244.0
Interest Rate Futures				
Total turnover* (₹ million).....	612,596.2	1,141,205.5	419,126.4	25,799.4
Foreign portfolio investor turnover (₹ millions)	0	0	0	0
Domestic institutional investor turnover (₹ millions)	0	1,344.2	568.4	0
Other turnover (₹ millions).....	1,225,192.6	2,281,066.9	837,684.5	51,598.9

* Total turnover is equal to one half of the sum of (i) foreign portfolio investor turnover, (ii) domestic institutional investor turnover and (iii) other turnover. This is because total turnover is "one-sided", insofar as it counts each trade, consisting of one sale and a corresponding purchase of a security, only one time when calculating turnover. By contrast, foreign portfolio investor turnover, domestic institutional investor turnover and other turnover are all "two-sided", meaning that each trade is counted in turnover for the buyer as well as for the seller, and hence each trade gets counted twice.

BSE Star Mutual Funds Platform

Mutual fund schemes pool the savings of a number of investors and then invest that money in the capital markets. Open ended mutual fund schemes are not listed and do not trade on a stock exchange, such as closed-ended mutual fund schemes do, but rather investors can subscribe for and redeem units in them at any time during the life of the scheme.

In December 2009, we launched BSE StAR, our web-based, fully-automated mutual fund order placement and settlement system. Through BSE StAR, mutual fund intermediaries are able to take applications for and redemptions of units in open ended mutual fund schemes. The BSE StAR platform offers two facilities for mutual funds subscription and redemption: XSIP and overnight investments. XSIP allows mutual fund intermediaries and mutual fund distributors to register systematic investment plans for their clients, whereby their clients can regularly invest small sums of money to slowly and steadily build savings over time. Overnight investments allows subscription and redemption orders to be created simultaneously, so that investors can invest excess funds in liquid mutual funds for periods as short as overnight.

As of September 30, 2016, there were 6,303 open-ended mutual fund schemes that were available for subscription or redemption through BSE StAR, with total funds invested of ₹ 1,004,374.9 million.

Over-the-counter Corporate Bond Reporting Platform

In addition to offering listing and trading of fixed income securities on the exchange, we also offer NDS-RST, which is our platform for the reporting of over-the-counter corporate bond trading. Over-the-counter trading is trading that takes place directly between two parties, without the trade being executed on an exchange. Bond trading that takes place over-the-counter is nevertheless settled through a recognized clearing corporation.

Membership

Applications for membership in the exchange and clearing corporation can be made by individuals, partnership firms, banks, LLPs and corporations, as long as they are Indian nationals and meet certain eligibility requirements. We separately offer membership in the Equity Cash segment, equity derivatives segment and currency derivatives segments of the exchange, as well as a type of membership for mutual fund intermediaries and mutual fund distributors. While there were 1,446 unique members as of September 30, 2016, many members have membership in more than one segment.

Within each segment, members can be trading members, clearing members or self-clearing members, save that for mutual funds members are only trading members. Trading members in the exchange have the right to trade on the exchange, along with the rights to nominate new members, hold offices or posts in the exchange or any of its segments and to vote on any matter in the exchange. Members who wish to clear their trades, or other trading members' trades, must apply for clearing membership in ICCL, the clearing corporation for the BSE. Members who register only to clear their own trades are referred to as self-clearing members, whereas members who register to clear trades, including other trading members' trades, are referred to as clearing members. In the Equity Cash segment, all trading members are allowed to clear and settle their trades.

We require members in the various segments of the exchange to meet minimum net worth requirements and, for clearing members, to maintain minimum new liquid collateral with us. The minimum net worth requirements range from ₹ 2.5 million, for trading members in the equity derivative segment, to ₹ 5,000.0 million for banks who are trading, clearing or self-clearing members in the currency derivative segment. The minimum net liquid collateral levels range from nil for members in the Equity Cash segment up to ₹ 5.0 million for clearing or self-clearing members in either of the equity derivatives or currency derivatives segment.

Members are also required to pay non-refundable admission fees and annual dues, as well as an initial deposit of at least ₹1 million.

The following table sets forth the number of trading members, clearing members and self-clearing members registered for each trading segment as of the dates indicated.

	As of and for the six months ended September 30,	As of and for the year ended March 31,		
	2016	2016	2015	2014
Equity Cash Segment				
Number of trading members registered ⁽¹⁾	-	-	-	-
Number of clearing members registered ⁽¹⁾	-	-	-	-
Number of self-clearing members registered	1,370	1,361	1,353	1,337
Equity derivatives segment				
Number of trading members registered	966	960	942	909
Number of clearing members registered	98	100	104	106
Number of self-clearing members registered	30	31	31	28
Currency derivatives segment				
Number of trading members registered	479	457	390	294
Number of clearing members registered	55	50	30	26
Number of self-clearing members registered	30	29	19	10
Mutual Funds				
Number of mutual fund intermediaries	275	252	198	195
Number of mutual fund distributors	1,543	422	94	62

(1) All equity cash members are self-clearing members, as such there are no registered trading members or clearing members.

Post-Trade

Clearing, Settlement and Risk Management

ICCL is our wholly owned subsidiary that carries out the functions of clearing, settlement, collateral management and risk management for various segments of our exchange. ICCL provides the clearing and settlement functions for trades executed on all segments of the exchange. ICCL clears and settles a wide range of exchange-traded products across the equity cash segment, equity derivatives segment, currency derivatives segment and new debt segment as well as over-the-counter ("OTC") products such as mutual fund platforms and E-settle platform. 20 banks are empanelled with ICCL as clearing banks for trades executed on the BSE. ICCL has been granted "AAA" (Is) rating by two rating agencies, India Ratings Ltd. (the Indian arm of Fitch Ratings) and CARE Ratings Ltd. ICCL maintains insurance coverage on its settlement guarantee fund.

Clearing

The clearing process begins with the matching of trades on BOLT+. For matched trades, ICCL acts as an intermediary in order to reconcile orders between transacting parties. Once a trade is matched, ICCL, through novation, becomes a counterparty to each side of the transaction, thus guaranteeing performance to the brokers on each side of the trade. This means that brokers and their customers look to ICCL for the performance of the contract, and not the other party to the trade. Hence, participants in the market do not need to consider the credit risk nor ascertain the reliability of the other party to the trade. By providing a counterparty guarantee to its clearing members, ICCL is exposed to potential losses should a clearing member default. See risk factor 11, "Risk Factors—Our business may be materially adversely affected by risks associated with clearing activities" on page 24 of this Prospectus. The BSE's margin requirements, monitoring of members, exposure limits, position limits and other risk management systems are designed to help address this risk. See "— Risk Management" on page 152 of this Prospectus.

ICCL holds each clearing member accountable for every trade that it has cleared, whether such trades are executed by the clearing member or by any other member of the relevant exchange. Members must maintain liquid assets sufficient to cover the clearing member's mark-to-market losses on outstanding settlement obligations, value at risk margins, extreme loss margins and any special margins imposed on a case-by-case basis. The collateral deposited by clearing members is held in the form of cash and cash equivalents and non-cash equivalents. Depending on the nature of the assets, the eligible collateral is subject to certain concentration limits, including limits stipulated by SEBI and others pursuant to internal standards.

Margin accounts and collateral that are submitted by clearing members are maintained by ICCL. As ICCL undertakes settlement risk by guaranteeing both sides of a trade, ICCL is able to collect against the margin accounts and collateral submitted by clearing members in situations in which clearing members fail to honour

their obligations in a trade. See "*Default Handling Mechanisms*" on page 153 of this Prospectus for details on the steps that ICCL may take in such situation. ICCL has signed an agreement with Clearstream to collaborate on collateral management so that foreign investors trading on the exchange may deposit and use AAA-rated foreign sovereign bonds as collateral towards their margin requirements at our clearing corporation. This helps to reduce the trading costs for foreign investors and eases the investing process in India. For more information on our collaboration with Clearstream, see "*Alliances and Joint Ventures—Clearstream*" on page 158 of this Prospectus.

In accordance with RBI and SEBI guidelines, we have developed and launched a platform called 'E-settle' to facilitate clearing and settlement of over-the-counter secondary market trades in corporate bonds, commercial papers and certificate of deposits on a delivery versus payment basis through ICCL.

As part of its clearing operations, ICCL holds collateral posted by market participants in connection with clearing. Through our treasury division, we invest and manage customer collateral funds, as well as our own funds, in order to manage our risk and liquidity profiles. For a description of our investment policies, see "*Management's Discussion and Analysis of Financial Condition and Results of Operations—Principal Components of our Income Statement—Exceptional Items—Liquidity enhancement incentive programme scheme*" on page 520 of this Prospectus.

Settlement

We use a rolling settlement system to settle all transactions in all groups of securities in the Equity Cash and fixed income segments. Under rolling settlements, the trades done on a particular day are settled after a given number of business days. Most trades in the Equity Cash and fixed income segments are settled on a T+2 basis (trade date plus two market days). A T+2 settlement cycle means that the final settlement of transactions done on day T, i.e., trade day, are settled two market days later by the exchange of monies and securities between the buyers and sellers, respectively. In rolling settlement systems, pay-in of funds and pay-out of securities are completed on the same day.

Members are required to make payment for securities sold and/or deliver securities purchased to their clients within one working day after the BSE pays-out the funds and securities for the concerned settlement.

Members can effect pay-in of dematerialised securities – those securities that are not in physical form – to ICCL through either the National Securities Depository Ltd. ("**NSDL**") or CDSL. Members are required to give instructions specifying details such as settlement number, effective pay-in date and quantity. Members may also effect pay-in directly from the clients' beneficiary accounts through CDSL. For physical securities, members must deliver the securities to ICCL in special closed pouches along with relevant details. ICCL matches the submitted details against its master file data and, if there are no discrepancies, accepts the securities for subsequent delivery. If a member fails to deliver the securities, the value of shares delivered short is recovered from him at the closing price of the securities on the trading day.

If a clearing member fails to honour its securities obligation, ICCL will conduct an auction to buy those securities in the open market, on T+2 day, which would be settled on T+3 day. During FY 2015, FY 2016 and the six months ended September 30, 2016, ICCL did not suffer any losses due to member defaults.

For the pay-in of funds to ICCL, the bank accounts of members are maintained with one of the registered clearing banks. Clearing banks are designated by the member to receive the member's settlement, conduct funds transfer activities and maintain the member's clearing account. Bank accounts are directly debited through computerized posting for their funds settlement obligations. Financial and, potentially, trading penalties are imposed upon members whose pay-in obligations are not cleared at the scheduled time.

For the payout of uncertificated securities by ICCL, such securities are credited by ICCL to the account of the relevant member. Members are required to collect physical securities on the pay-out day from ICCL. The bank accounts of the members receiving pay-out of funds are credited by ICCL on the pay-out day itself.

For the derivatives segment, settlement takes place on an E+1 basis (expiry of the contract plus one market day). Derivatives contracts are marked-to-market daily through the imposition of a margin equal to the change in the value of a member's positions. In the case of equity index-linked options and futures, a member's position is settled in cash with the closing value of the underlying index on the last trading day as the final settlement price. All equity derivatives contracts are settled in cash and all options contracts are exercisable only on expiry of the contract, and not during the tenure of the contract.

For more information, see "*—Post-Trade—Settlement Guarantee Fund*" on page 153 of this Prospectus.

Risk Management

Clearing members clear and settle all trades on the BSE, due to their membership in the ICCL. All trades taken for settlement are guaranteed by ICCL. ICCL's primary objective is to manage risk. ICCL encounters, among others, liquidity risk and collateral risk on a daily basis. Liquidity risk is the risk that a counterparty will have insufficient funds to meet its financial obligations when due, but may be able to do so at some time in the future. Collateral risk arises due to the clearing counter party being unable to access the collateral deposited in a timely manner and extreme but plausible market conditions resulting in a reduction in the liquidation value of the collateral as compared to the obligation that the collateral secures.

ICCL's risk management measures primarily include clearing member admission requirements, monitoring of members, stringent margin requirements, limits based on collateral deposited with ICCL and a default management process.

We have instituted a multi-tiered risk management system. The central component in the risk management system is an online position monitoring and margining system and a corresponding liquid assets deposit requirement by members. We require members to maintain total cash, cash equivalents and liquid assets based on their outstanding positions in the market. ICCL's real-time risk management system determines the permissible exposure for a clearing member based on the collateral deposited by the clearing member with ICCL. The RTRMS accepts the trades from the trading engine on a real-time basis. RTRMS calculates the margin at a client level, on a near real-time basis and blocks the collateral against the collateral reflected in the collateral system ("**CLASS**"). The RTRMS system is made available free of charge to the clearing members, through which they can monitor their risk profile as well as the risk profile of their trading members and the clients. On the other hand, CLASS keeps track of the collateral deposited by the clearing members with ICCL on a real-time basis. CLASS maintains the collateral for all clearing members and conducts a valuation on a daily basis after applying the applicable haircut. The collateral system is also made available to the clearing members at no cost.

Members must maintain liquid assets sufficient to cover the member's mark-to-market losses on outstanding settlement obligations, value at risk margins, extreme loss margins and any special margins imposed on a case-by-case basis. Members also must maintain base capital (that is not available for trading) for all risks other than market risks of ₹1.0 million in the case of members of the Equity Cash and fixed income segments and ₹5.0 million for members of the derivatives segment. At least 50% of the deposit must be maintained in cash or cash equivalents, with the remaining in the form of securities. ICCL accepts high quality collateral, with low credit risk and high liquidity. The collateral is legally enforceable, liquid and easily realisable in a timely manner. The requirements of acceptable collateral are based on the guidelines issued from time to time by SEBI. The collateral deposited towards securities is evaluated on a daily basis based on the market rates and haircuts applicable. ICCL applies adequate haircuts to reflect the potential for collateral's value to decline over the interval between their last revaluation and the time by which they can be liquidated, taking into account the liquidity risk that may follow the default of a market participant and the concentration risk on certain assets. The eligible collateral is subject to concentration limits which ensures sufficient diversification to allow its liquidation within a defined holding period without a significant market impact. ICCL aims to mitigate specific wrong-way risk by limiting the acceptance of collateral that would likely lose value in the event that the clearing member providing the collateral defaults.

ICCL conducts daily liquidity stress tests on a hypothetical stress scenario basis to ensure that it maintains sufficient liquid resources to manage liquidity risk from its clearing members. ICCL carries out the stress tests on the liquidity position by assuming the default of the two clearing participants to which it has the largest exposures in equity derivatives and currency derivatives segment.

In addition, ICCL has lines of credit with various commercial banks in excess of its entire average daily funds pay-out, to build redundancy in case of one or more banks being unable to provide the liquidity support. The investments made in liquid resources are based on ICCL's investment policy, which is periodically reviewed by its investment committee and duly approved by its audit committee and the board of directors. The investment policy specifies the quality as well as exposure limits for each type of the qualified liquid resources.

For the Equity Cash and fixed income segments, we use value-at-risk methodology to set an initial margin requirement intended to cover the largest loss that can be expected to be encountered on 99% of trading days. We fix margin requirements separately for each security based primarily on the liquidity of the security and the

potential for loss. For liquid stocks, the margin covers one-day losses and for illiquid stocks and all fixed income securities, the margin covers three-day losses.

For the derivatives segment, margining and position monitoring is done on-line, on an intra-day basis using the Standard Portfolio Analysis of Risk ("**SPAN**"), which is the industry standard margin system for derivatives exchanges and clearing organizations. SPAN, which we use under license, is a risk-based portfolio margining model designed to take an integrated view of the risk involved in the portfolio of each individual client comprising of his positions in all the derivatives contract traded on the Derivatives Segment and to accurately match margins to risk. The system is programmed to simulate the reaction of a portfolio to a range of possible market changes and then cover the largest reasonable overnight loss. In addition to the initial margin requirement, we also set an extreme loss margin to cover the expected loss in situations that lie outside the coverage of the value at risk margins, and a calendar spread margin where one future position is hedged by an offsetting position at a different maturity date. Margins are collected up front on a real time basis by adjusting against clearing members' available collateral deposits.

To determine margin requirements for particular derivative contracts, we conduct volatility studies based on historical price movements.

We determine margin requirements for clearing members separately for proprietary positions and clients' positions. Margins on all open positions of individual clients are on a net and not on a gross basis, i.e. offsetting long and short positions result in netting of risk and lower margin requirements in respect of such client's positions. However, on the clearing member level, offsetting long and short positions of different clients of a clearing member do not result in netting of risk and lower margin requirements. Proprietary trading within a clearing member is margined on a net basis. Separate margins are imposed for each non-proprietary trade at the clearing member level, proprietary trades of each clearing member and each client.

Settlement Guarantee Fund

In line with Indian regulations, ICCL maintains a settlement guarantee fund for each of its segments (equity cash, equity derivatives, currency derivatives and debt), the purpose of which is to help ensure that ICCL has enough assets to fulfil its obligations as the central counterparty to all trades cleared through ICCL. In the event that a clearing member fails to settle his or her obligations, funds in a Core Settlement Guarantee Fund will be used to complete the settlement. ICCL and the BSE contribute 75% and 25%, respectively, to the Core Settlement Guarantee Fund. For details of the settlement guarantee fund, see "*Management's Discussion and Analysis of Financial Conditions and Results of Operations—Factors Affecting our Results of Operations—Settlement Guarantee Fund and the Core Settlement Guarantee Fund*" on page 508 of this Prospectus.

Default Handling Mechanisms

In the event of a member default, ICCL has a variety of sources of funds to be applied, which it applies in the following order: (i) monies of the defaulting member (including the defaulting member's contribution to the Core Settlement Guarantee Funds and excess monies of the defaulter in other segments), (ii) insurance, (iii) ICCL's resources equivalent to 5% of the segment's minimum required corpus, (iv) the applicable segment's Core Settlement Guarantee Fund, (v) the proportion of remaining ICCL resources equivalent to the ratio of the segment's minimum required corpus to the sum of minimum required corpus of all segments and (vi) ICCL/BSE's contribution to the Core Settlement Guarantee Fund of other segments and the remaining ICCL resources, to the extent available. This amount is capped by additional contributions by non-defaulting members of the segment and any remaining loss is to be covered by pro-rata haircut to pay-outs.

ICCL's margin requirements range from 6% for index options to 12.5% for the equity cash, stock futures and stock options segments. Margins for the currency derivatives segment vary depending on the currency and whether it is an initial margin or an extreme loss margin.

Depository and Record Keeping

A depository facilitates the holding of securities in electronic form and enables securities transactions to be processed by book entry. The depository system reduces the need for paper-based certificates, which are prone to forgery and result in bad deliveries. A "Depository Participant", as an agent of the depository, offers depository services to investors. Financial institutions, banks, custodians and stockbrokers are eligible under SEBI's guidelines to act as Depository Participants. The investor, who is known as a beneficial owner, must open a demat account through any Depository Participant for dematerialisation of his holdings and transferring

securities. The balances in the investors' account that are recorded and maintained with the depository can be obtained through the Depository Participant. The Depository Participant is required to provide the investor, at regular intervals, a statement of account which gives the details of the securities holdings and transactions. The depository system has effectively eliminated paper-based certificates, which were more prone to loss, forgery, damage and other problems, resulting in bad deliveries.

CDSL, a 50.05% Subsidiary of the exchange, primarily provides depository services for securities listed on the BSE. We established CDSL in February 1999 with the objective of providing convenient, dependable and secure depository services at affordable cost to market participants.

Pursuant to SEBI regulations, we are required to bring down our stake in CDSL to 24% by March 31, 2017. Towards meeting this requirement, we divested a 4.15% stake in CDSL to LIC in October 2016, which resulted in our ownership of a 50.05% stake in CDSL. We also propose to dilute our remaining stake in CDSL through an initial public offering of CDSL through an offer for sale to allow us to meet the requirement in the timeline mandated by SEBI. However, we expect that, after reducing our stake in CDSL, we will no longer exercise control over CDSL. There is no guarantee that we will be able to successfully reduce our stake in CDSL in line with SEBI's timeline, or on terms that we consider satisfactory. For a description of the risks associated with a potential reduction in our ownership interest in CDSL, see risk factor 21, "*Risk Factors—Changes in regulations concerning our ownership in CDSL may have a material adverse effect on us*" on page 28 of this Prospectus. For a description of the impact that a potential reduction in our ownership in CDSL would have on our financial positions and financial results, see risk factor 22, "*Risk Factors—The pro forma financial information included in this Prospectus is presented for illustrative purposes only and may not be indicative of our financial condition or results of operations*" and "*Management's Discussion and Analysis of Financial Conditions and Results of Operations—Factors Affecting our Results of Operations—Joint Ventures, Amalgamations and Divestments, including the Potential Disinvestment in CDSL—Potential Disinvestment in CDSL*" on pages 29 and 507 of this Prospectus, respectively.

Data Products Business

We provide data products to market participants as well as third parties, such as data vendors and media companies. We categorize our data products as market data, corporate data (including corporate actions through SWIFT) and historical and end of day data.

Our market data products include data based on equities, equity derivatives, indices, fixed income securities, currency derivatives and interest rate futures. The data is available as real time feeds or in delayed time intervals. The data that we provide includes information such as high and low bids and the open, high, low and latest trade value for products traded on our exchange.

Our corporate data products include corporate announcements, results, shareholding patterns and corporate actions. These are made available to subscribers in real-time as and when the information is made available to us. Corporate data also includes corporate actions through the SWIFT network, whereby listed companies subject corporate action details to us and when then make available information regarding those actions to market participants and data vendors, such as custodians and clearing banks.

We entered into an agreement with Deutsche Börse in October 2013 under which Deutsche Börse act as the licensor of BSE market data and information to all international clients. Under the terms of the agreement, Deutsche Börse is responsible for the sales and marketing of all BSE market data products to customers outside India, while we are directly responsible for the sale and market of BSE market data products within India. For more information, see "*—Alliances and Joint Ventures—Deutsche Börse*" on page 156 of this Prospectus.

Trading Technology

We entered into a strategic technology alliance with Eurex in March 2013, which enabled us to deploy the Eurex new generation trading system, the T7, for trading in various segments. We launched trading in the currency derivatives segment on this new trading platform, BOLT+, in November 2013. The currency derivatives launch was followed by the launch of futures in our interest rate derivatives segment on the new trading platform in January 2014. We migrated our equity derivatives segment to BOLT+ in February 2014, and the Equity Cash segment in April 2014. With the successful migration of our equities, currency derivatives and interest rate derivatives segments to the new trading platform, we now offer market updates to members in real-time based on every order submitted to the exchange. We also offer co-location services and high-speed Ethernet connections for market participants, allowing them low latency trading.

We believe that this technology has allowed us to achieve global standards for speed, reliability and order-handling capacity and, by aligning BSE and the Eurex Exchange markets on a common trading infrastructure, resulted in reduced costs.

Supporting Businesses

Technology

Our supporting technology businesses are Marketplace Technologies Private Limited and Marketplace Tech Infra Services Private Limited. Marketplace Technologies Private Limited is a 100% subsidiary of the exchange and Marketplace Tech Infra Services Private Limited is a 100% subsidiary of Marketplace Technologies Private Limited. Both entities provide brokers and other market participants with IT products focused on the securities, commodities and financial sectors. Our goal in providing these IT products to our customers is to leverage on our strengths by facilitating trading on the BSE.

To this end, we, through the products of Marketplace Technologies Private Limited, provide a number of specific technologies that are designed to facilitate trading in a number of ways. We provide an order management system available in two formats (i) a cloud-hosted platform through BOLT+ on Web and (ii) a member-hosted platform through FasTrade. BOLT+ on Web and FasTrade are real-time trading tools, which allow a user to watch market prices and execute orders in multiple exchanges and markets instantaneously through real time price streaming. BOLT+ on Web is an empanelled vendor for BSE, NSE, Metropolitan Stock Exchange of India ("MCX") and National Commodity Derivatives Exchange ("NCDEX"), which means that brokers who use BOLT+ on Web can trade on all of the BSE, MCX and NCDEX. It is also accessible through a wide variety of internet and other connectivity mediums, is available in three formats (software application as installed on a PC, web browser and mobile) and has a built in administrative, dealer and client risk management module. FasTrade is an empanelled vendor for BSE, NSE, MCX and NCDEX across all exchange segments (equity, derivative, commodity and currency), and is integrated with leading banks, depository participants and beneficial owners.

Index Products

Trading in equity indices on the BSE covers 30 indices across various themes. Our flagship equity index is the S&P BSE SENSEX. Launched in 1986, the S&P BSE SENSEX is an index based on 30 BSE-listed large, well established and financially sound companies across key sectors of the Indian economy and serves as one of the barometers for India's financial market condition. In co-operation with the BRICS Exchanges Alliance, the S&P BSE SENSEX has been listed for trading of derivatives on stock and futures exchanges in Brazil, Russia, Hong Kong and South Africa. Similarly, the benchmark indices of those countries' stock exchanges have been listed on the BSE, with the aim of enhancing the international dimension of the BSE and simultaneously giving local investors greater access and exposure to key international markets. Additionally, options and futures based on the S&P BSE SENSEX are also listed and traded on Eurex and DGCX. In addition to the S&P BSE SENSEX, we track five other broad-market indices which cover small enterprises, medium enterprises and roughly the largest 100, 200 and 500 BSE-listed companies. We also track sector-specific indices covering 13 industries including metals, oil and gas, capital goods, health care, power, technology, finance and others, 1-month, 2-month and 3-month volatility indices, thematic indices for Shariah-, carbon- and environmentally-conscious investors and investment-strategy indices that offer investors both dollar-linked versions of certain of our broad-market indices, including S&P BSE SENSEX, as well as IPO-linked indices to track the current primary market conditions in the Indian capital markets.

In February, 2013, we and SPJJI announced a joint venture to co-brand, calculate, disseminate, and license BSE indices. The partnership, which aims at catering to the South Asian region as a major operational hub to support clients globally, has culminated in the formation of a new India-based joint venture, Asia Index Pvt. Ltd, in which we have a 50% interest. Asia Index Pvt. Ltd licenses its indices as the basis for a wide range of financial instruments. Licensing an index allows an organization to track the performance of publicly-available securities or develop benchmarks for an actively-managed portfolio. S&P BSE indices are currently licensed for use by entities that track annuities and insurance products, indexed funds, structured products and derivatives.

We, through Asia Index Pvt. Ltd, also offer a wide range of index data subscriptions across asset classes that provide current and historical data on individual securities in developed and emerging markets around the world. These data packages are designed for clients who require consistent measures of capital market performances and who need underlying data on component securities.

Investors, asset managers and financial institutions use our index data to measure market movements. Data packages are available for global, country, region, sector and style index levels. Index constituent data includes company names, identifiers, market capitalization, weights, prices and style scores.

The BSE indices have also been co-branded as "S&P" including the S&P BSE SENSEX, the S&P BSE 200 and the S&P BSE 100. We, through Asia Index Pvt. Ltd, announced the launch of the S&P BSE SENSEX 50 Index on December 6, 2016.

Training

The BSE Institute Ltd. ("**BIL**"), our wholly-owned subsidiary, is a vocational training institution specializing in finance and capital markets education. BIL designs and develops course offerings to focus on business process knowledge and practical training, and also conducts certification programs for market professionals in the Asian, African and Middle East regions.

BIL offers courses on topics such as portfolio risk analysis, Islamic finance, mergers and acquisitions, foreign exchange risk management, basic and advanced courses on the stock and derivatives markets and trading using our BOLT+ terminals. BIL also runs custom courses for businesses and colleges.

BIL is also one of the promoter's of the BFSI Sector Skill Council of India, which is formed under the aegis of National Skill Development Corporation ("**NSDC**") and strives to complement the existing vocational education system in meeting the entire value chain's requirements of appropriately trained manpower on a sustained and evolving basis by creating standardized skill requirements and disseminating training to address these specific skill requirements. BIL also entered into a joint venture with Ryerson Futures Inc., Canada in March 2014 to promote start-ups and develop entrepreneurship skills through its joint venture company, Zone Startups India.

CSR Portal

We developed BSE Sammaan, our wholly-owned subsidiary, in partnership with the Indian Institute of Corporate Affairs ("**IICA**"), a body under the Ministry of Corporate Affairs and the Confederation of Indian Industries through Sammaan.

Sammaan provides an online portal for "matching" of corporate social responsibility initiatives, through which corporations can choose from a variety of verified non-profit organizations and Non-Governmental Organisations ("**NGOs**") to find suitable corporate social responsibility projects. These NGO programs cater to various sectors, including the education, livelihood, health and agricultural sectors. All listed, as well as unlisted, corporations can access Sammaan's website to view and transact with the non-profit organizations and NGOs.

Alliances and Joint Ventures

Corporate Governance Scorecard

In January 2016, we and the IFC , a member of the World Bank Group, agreed to develop a corporate governance scorecard, which will help companies assess their corporate governance performances against national or international-benchmarked practices. By using the scorecard, companies can identify areas of further improvement and track their progress over time. Companies can use it to make board processes more efficient, improve strategy, aid decision making and manage risks.

S&P Dow Jones

In February, 2013, we and SPDJI announced a joint venture to co-brand, calculate, disseminate, and license BSE indices. The partnership, which aims at catering to the South Asian region as a major operational hub to support clients globally, culminated in the formation of a new India-based joint venture, Asia Index Pvt. Ltd, in which we have a 50% interest. Asia Index Pvt. Ltd licenses its indices as the basis for a wide range of financial instruments. Licensing an index allows an organization to track the performance of publicly-available securities or develop benchmarks for an actively-managed portfolio. Asia Index Pvt. Ltd indices are currently licensed for use by entities that track annuities and insurance products, indexed funds, structured products and derivatives. For more information, see "*—Supporting Businesses—Index Products*" on page 155 of this Prospectus.

Deutsche Börse

We entered into an agreement with one of our shareholders, Deutsche Börse, in October 2013 in which Deutsche Börse acts as the licensor of BSE market data and information to international clients. Under the terms of the agreement, Deutsche Börse is responsible for sales and marketing of all BSE market data products to customers outside India, while we continue to serve our domestic clients. Deutsche Börse also shares the responsibility along with us for product development and innovation, which includes extending its existing infrastructure and creation of new, market data solutions and infrastructure to support our product offerings. Deutsche Börse commenced the marketing of BSE market data products to international customers in April 2014.

BRICS Exchange Alliance

In March 2012, we entered into an alliance with exchanges in each of the "BRICS" nations (in addition to India, these are Brazil, Russia, China and South Africa) (the "**BRICS Exchange Alliance**"). In addition to the BSE, the members of the BRICS Exchange Alliance are BM & FBOVESPA S.A. (the operator of the former Sao Paulo Stock Exchange and Brazilian Mercantile and Futures Exchange), the MICEX-RTS Group (the Russian stock and derivatives exchange), Hong Kong Exchanges and Clearing Limited (the holding company of the operators of the Hong Kong stock and futures exchanges and their associated clearing corporations), and the Johannesburg Stock Exchange. The BRICS Exchange Alliance provides us with the ability to cross-list futures based on the flagship indices of each of these exchanges, and allows us to list futures based on Brazil's Bovespa Index, Russia's MICEX Index, Hong Kong's Hang Seng Index and Hang Seng China Enterprises Index and South Africa's FTSE/JSE Top 40 Index. Under the terms of our agreements with the BRICS exchanges, we are to receive half of the revenue that is derived from the trading of the other exchanges' indices on the BSE, as well as half of the revenue that is derived from the trading of the S&P BSE SENSEX on the other exchanges.

Dubai Gold and Commodities Exchange

In October 2011, we entered into an index license agreement with the Dubai Multi Commodities Centre ("**DMCC**"), which owns the DGCX. Under the agreement, BSE has granted the DMCC certain rights to list, issue, clear and/or promote financial instruments such as options, futures and options on futures in relation to the SENSEX Index. The agreement also allows DMCC to use the SENSEX mark in its marketing efforts. In return, BSE receives a royalty for the use of such BSE products and BSE trademarks.

The DGCX SENSEX Futures, a futures contract based on the S&P BSE SENSEX, was launched under this agreement and is traded on the DGCX. The DGCX SENSEX targets retail participants, including non-resident Indians across the world, existing DGCX members focused on retail offerings, the non-resident Indian desks of brokers, professional traders trading and arbitraging Indian markets offshore and large foreign institutional investors seeking exposure to Indian equity markets.

Korea Exchange

We and the KRX signed a memorandum of understanding ("**MOU**") in April 2016, pursuant to which BSE and KRX will conduct joint research in areas such as the derivatives markets, support each other in the development of new products and cooperate in information technology. The co-operation extends to investor relation activities of cross-listed products and cross-border supervision and enforcement pertaining to market link-up and cross-listed products.

Stock Exchange of Mauritius

We and SEM signed an MOU in July 2016, pursuant to which we and SEM agreed to explore mutual business development opportunities, to increase the number of listings on SEM's main board and SME platform by encouraging well-established Indian companies and other international companies to dual list on SEM's platforms, to collaborate on providing a platform for BSE-listed companies to raise funds for investments outside of India in US Dollars, the Euro, British Pounds or South African Rand, to establish trading of the S&P BSE SENSEX and other S&P BSE indices on SEM, to collaborate on establishing a cyber security framework to make the Mauritian capital markets safer and any other mutually agreed areas of collaboration identified from time to time. The MOU expires 24 months after the effective date of the agreement unless extended by mutual written consent of the parties.

Indian Institute of Technology, Kanpur

We and the Indian Institute of Technology, Kanpur ("**IITK**") entered into an MOU in August 2016 to collaborate on cyber security research with respect to the financial markets and to develop and foster an environment to deal with current and future cyber security challenges. Under the terms of the MOU, we will provide IITK faculty at their IITK cyber security centre with financial data and related data for academic research purposes. IITK has agreed to conduct research on topics of general interest to the financial markets and to provide us with best practices guidelines for financial markets. IITK will provide advisory and consultancy services to us on cost basis. To fulfil our objectives, BSE and IITK also intend to set-up a research lab where we and IITK will conduct research and development activities in the financial markets and financial sector. The MOU is valid for a period of 5 years from the date of execution of the MOU, unless terminated.

Bank of New York Mellon

We signed a non-binding MOU with the Bank of New York Mellon in January 2015. As per this MOU, the Bank of New York Mellon will work with BSE to provide collateral management solutions to enable investors to provide collateral which is traded outside of India to the BSE. We expect that a collateral management solution involving the Bank of New York Mellon as a tri-party agent would make it easier for foreign investors to invest in Indian markets and to reduce their costs of collateral and trading.

Clearstream

We entered into an agreement with Clearstream, a major international central securities depository, to collaborate on collateral management in July 2015. The agreement links our clearing corporation to Clearstream's integrated collateral management system, the GLH, to manage margin requirements of members. This enables clearing members in our clearing corporation to manage ICCL margin requirements resulting from trades executed on our exchange with the GLH. Collateral can be pooled at the GLH from assets held at Clearstream and partner agent banks to avoid bottlenecks in the sourcing of collateral to meet our clearing corporation's margin requirements. This link to the collateral management system of Clearstream enables foreign investors trading on our exchange to deposit and use AAA-rated foreign sovereign bonds as collateral towards their margin requirements at our clearing corporation. This setup is based on guidelines prescribed by RBI and SEBI, the objective of which aim to strengthen the stability of Indian capital markets through the use of high-quality collateral for risk management purposes and to facilitate access to the Indian capital markets for foreign investors.

Corporate Social Responsibility

We instituted a CSR policy which is aligned to our goal of facilitating educational and financial inclusion and job creation. Our CSR policy focuses on promoting education and employment enhancing vocation skills among various social and demographic groups, including, children, women, elderly, and the differently abled and promoting technology incubators, including those established as non-academic technology business incubators, as permitted under Companies Act, 2013 and various guidelines issued thereunder.

In line with the Companies Act, 2% of our average net profit in the previous three years is allocated towards CSR activities and any surplus arising out of the CSR projects or programs or activities do not form part of our profits. We and certain of our Group Companies have established a not-for profit entity "BSE CSR Integrated Foundation" to carry out CSR activities on our behalf.

In the past we have carried out CSR activities, including contributions towards technology incubator, donation of income earned on investments to Indian Cancer Society.

Properties

Our Registered Office is located at 25th Floor, P. J. Towers, Dalal Street, Mumbai 400001. In addition to our principal office, we also hold freehold title to the following key properties:

1. P. J. Towers, located at Dalal Street, Mumbai 400001;
2. Rotunda Building, located at Dalal Street, Mumbai 400001;
3. Cama Building, located at Dalal Street, Mumbai 400001;
4. the first floor of Machinery House, located at Kala Ghoda, Mumbai 400001;
5. our back-up operations centre, the BSE Belapur premises, located at Above Railway Station, Belapur Railway Commercial complex, I-201, Deck Level, Belapur; and

6. our disaster recovery site at Hyderabad Drive, located at Dist. Ranga Reddy, Mandal-Serilingampalli, Village-Nanakramguda, Survey No. 115/1.

For more information regarding our key properties, please see risk factor 28, "Risk Factors—Our Registered Office and the registered offices of certain of our Subsidiaries are located on land that is not registered in our name" on page 32 of this Prospectus.

Employees

As of September 30, 2016, we had 513 employees, all of whom we employ in India. Our employees are represented by the Stock Exchange Employees Union and as of September 30, 2016, we have not experienced any significant labour disputes in recent years.

The following table illustrates the breakdown of the numbers of our employees by function as of the dates indicated.

	As of September 30,	As of December 31,		
	2016	2015	2014	2013
Top Executives.....	6	5	5	5
Senior Management.....	25	21	19	17
Middle Management	184	119	119	125
Junior Management	175	161	162	143
General Staff	123	125	163	164
Total.....	513	431	468	454

In addition to our own employees, we also involve additional workers who are hired on a contract labour basis through registered contractors for ancillary activities such as security, housekeeping and other backend services.

Training and Development

We provide training on a range of topics including our products and services, market developments in India, ethical and responsible conduct, health and safety in the workplace, technical and language skills, leadership and interpersonal effectiveness and career development. We utilize in-house resources, including through BIL, as well as external sources, including various public seminars and conferences for training purposes.

Employee Benefits

We offer our employees defined-benefit plans in the form of a gratuity scheme, which are paid in a lump-sum amount. Benefits under the defined benefit plans are typically based on years of service and the employee's compensation, which is generally determined immediately before retirement. The gratuity scheme covers substantially all regular employees. Commitments are actuarially determined at year-end. These commitments are valued at the present value of the expected future payments, with consideration for calculated future salary increases, using a discount rate corresponding to the interest rate estimated by the actuary having regard to the interest rate on government bonds with a remaining term that is almost equivalent to the average balance working period of employees.

Intellectual Property

We own or have licensed rights to trade names, trademarks, domain names and service marks that we use in conjunction with our operations and services.

Trademarks and service marks — Our most significant brand names and logos relate to "BSE Limited", "BSE" and the BSE globe logo, all of which have been registered as its trademarks and service marks in India and certain other Asian countries.

Copyright — our copyrights relates principally to publications on our website and all other print media, real-time and historical market information and the commercial use of such information.

Domain names — the domain name "www.bseindia.com", is registered in the name of BSE.

As we are heavily dependent on information technology, we rely on a large amount of licensed software. Among these, the key licenses that are or that will be relied on by us include our trading platform licenses from Deutsche Börse and Eurex. We further rely on a combination of trademarks, service marks, and contractual restrictions to establish and protect our brand names and logos, and intellectual property works eligible for copyright.

For further details of our intellectual property rights, see "*Governmental and Other Approvals—Intellectual Property*" on page 552 of this Prospectus.

Marketing

Our marketing strategy is designed to attract new members to our exchanges as well as new issuers and investors, improve standards of communication between members, issuers and investors, and promote the development of the Indian capital markets and investment culture, corporate governance standards and social responsibility of listed companies.

In support of these aims, we have a marketing team which organises events, as well as radio, internet and television advertising, and otherwise supports the marketing initiatives of each of our business divisions by working with each division to plan marketing campaigns, events and seminars.

We engage in marketing and promotion activities in India and abroad. We aim to effectively communicate with the investor community in India and internationally through one-on-one meetings with investment banks and potential market participants. In particular, our marketing efforts in India with respect to equities aim to increase the number of Indian companies that have a primary and/or secondary listings on our securities market.

Suppliers

Our operations depend on suppliers of IT equipment, licences and data transmission services. We rely primarily on the services of several key suppliers, although we aim to diversify our suppliers to mitigate the associated risk.

Our current key suppliers include data suppliers, telecommunications suppliers and software providers. In particular, Eurex provides us with our new trading architecture, which is critical to the functionality of our trading systems.

Customers

Our customers vary based on our line of business. For our markets business, our customers are primarily the members of the various segments of our exchange, as well as market participants who buy and sell securities and derivative products. For our listing business, our customers are primarily issuers of securities. For our data business, our customers are primarily information aggregators and suppliers, who charge their end users subscription fees for data, as well as trading participants, funds, ETF providers and analysts.

Competition

There are two primary securities exchange in India, namely us and the National Stock Exchange of India Limited ("NSE"). Aside from the NSE, we also face competition from MCX. Primary sources of competition are as follows:

- our securities market division competes primarily with stock exchanges in Asia who seek to attract Indian issuers;
- our derivatives market competes primarily with the NSE market, which is significantly larger than us in terms of derivatives trading; and
- the international exchange that we are developing at GIFT City will compete directly with foreign exchanges for the listing of securities issued by foreign companies.

Insurance

We have insurance policies to cover our assets against losses from fire, burglary, machinery break down, transit and other risks to our properties. We also maintain insurance policies against third party liabilities, including a commercial general liability policy, director and officer liability, professional indemnity, system failure, and a cyber-risk protection policy, each with worldwide coverage. In addition to third party liability policies, we also have a crime policy which covers direct finance loss of BSE Limited. In addition to the above, we also have

group health insurance policy, group term life insurance policy and group personal accident policy covers its employees for the benefit of our employees, employment practices liability insurance, and such other insurance policies as required by applicable law and/or contract. ICCL has taken a counterparty default insurance to protect itself against counterparty defaults. CDSL has also taken insurance to indemnify loss due to claim on its depository services.

Legal Proceedings

For a description of legal proceedings to which we are a party, see "*Outstanding Litigation and Material Developments*" on page 535 of this Prospectus.

REGULATIONS AND POLICIES IN INDIA

The following description is a brief summary of certain relevant regulations and policies as prescribed by SEBI, the central and state governments in India that are applicable to the Exchange and its business and certain regulatory proposals which, as and when notified, may be applicable to the Exchange and its business. The information detailed in this section has been obtained from publications available in the public domain. The regulations set out below are not exhaustive, and are only intended to provide general information to the Bidders and are neither designed nor intended to be a substitute for professional legal advice. Taxation statutes such as the Income Tax Act, 1961, the Central Sales Tax Act, 1956, the Customs Act, 1962, the Finance Act, 1994 and the Maharashtra Value Added Tax Act, 2002 and applicable shops and establishments' statutes apply to us in India as they do to any other Indian company. The statements below are based on the current provisions of applicable law, and remain subject to judicial and administrative interpretations thereof, which are subject to change or modification by subsequent legislative, regulatory, administrative or judicial decisions.

1. **Securities and Exchange Board of India, 1992 (“SEBI Act”)**

The SEBI Act, among other things deals with the powers and functions of the SEBI. The broad functions of SEBI include a) to protect the interest of investors investing in securities and b) to regulate and promote the development of the securities market, by such measures as it thinks fit. In relation to stock exchanges, the SEBI Act, entrusts upon SEBI the power to a) regulate the business in stock exchanges and any other securities markets, b) call for information, inspect, conduct inquiries and audit of the stock exchanges and c) by an order, for reasons to be recorded in writing, in the interests of investors or securities market, either pending investigation or inquiry or on completion of such investigation or inquiry, take among others, measures to suspend any office-bearer of any stock exchange or self-regulatory organisation from holding such position.

2. **Securities Contract (Regulation) Act, 1956 (“SCRA”)**

In relation to stock exchanges, the SCRA, among others, deals with regulation, registration, corporatisation and demutualisation, authority of the stock exchanges to make and amend bye-laws, the authority of SEBI to amend and direct certain laws relating to and conditions relating to listing and delisting of securities.

Under the SCRA, any stock exchange seeking recognition may make an application to SEBI. SEBI is empowered to grant recognition to a stock exchange, subject to satisfaction of certain conditions including the rules and bye-laws of the stock exchange being in conformity with prescribed conditions and it is in the interest of trade and in public interest to grant such recognition.

All stock exchanges are required to be corporatised and demutualised in accordance with the provisions of SCRA. Further, the SCRA empowers a recognised stock exchange to make rules and amend the same, subject to the approval of SEBI and publication of the same in the official gazette, for matters such as restriction of voting rights to members only in respect of any matter placed before the stock exchange at any meeting, regulation of voting rights in respect of any matter placed before the stock exchange at any meeting so that each member may be entitled to have one vote only, irrespective of his share of the paid-up equity capital of the stock exchange, restriction on the right of a member to appoint another person as his proxy to attend and vote at a meeting of the stock exchange, and other incidental, consequential and supplementary matters.

The SCRA also empowers a recognised stock exchange, subject to the previous approval of SEBI, to make bye-laws for regulation and control of contracts. Such bye-laws may provide for among others a) the opening and closing of markets and the regulation of the hours of trade; b) a clearing house for the periodical settlement of contracts and differences thereunder, the delivery of and payment for securities, the passing on of delivery orders and the regulation and maintenance of such clearing house; c) the regulation or prohibition of blank transfers; d) the number and classes of contracts in respect of which settlements shall be made or differences paid through the clearing house; e) the regulation, or prohibition of *budlas* or carry-over facilities; f) the fixing, altering or postponing of days for settlements; g) the determination and declaration of market rates, including the opening, closing highest and lowest rates for securities; h) the method and procedure for the settlement of claims or disputes, including settlement by arbitration; i) the levy and recovery of fees, fines and penalties; j) the regulation of dealings by members for their own account; k) the separation of the functions of jobbers and brokers; l) the terms, conditions and incidents of contracts, including the prescription of margin requirements, if any, and conditions relating thereto, and the

forms of contracts in writing; and m) the limitations on the volume of trade done by any individual member in exceptional circumstances.

Under the provisions of the SCRA, SEBI has the authority to withdraw the recognition granted to a stock exchange in the interest of trade or public interest, subject to the condition that the withdrawal of recognition must not affect the validity of any contract entered into or made before the date of the notification of withdrawal. SEBI is also empowered under the SCRA to suspend the business of recognised stock exchanges, if it is of the opinion that an emergency has arisen, accordingly for the purpose of meeting the emergency it can by notification in the official gazette, by stating reasons therein, direct a recognised stock exchange to suspend of its business for such period not exceeding seven days and subject to such conditions as may be specified in the notification, and, if, in the opinion of SEBI, the interest of the trade or the public interest requires that the period should be extended, it may, by similar notification extend the said period from time to time.

Further, SEBI is empowered to inspect or call for information relating to the affairs of a recognised stock exchange, declare contracts in certain areas illegal in certain specific circumstances and prohibit contracts in certain cases. Furthermore, the SCRA empowers SEBI to nominate one or more persons as members of the governing body of every recognised stock exchange. Such member(s) shall enjoy the same status and powers as other members of the governing body of such recognised stock exchange. The provisions of the SCRA, also enables SEBI to make enquiries and issue directions to prevent the affairs of any recognised stock exchange, being conducted in a manner detrimental to the interests of investors or securities market or to secure the proper management of any stock exchange. SEBI is also empowered to direct that rules be made and also make rules applicable on stock exchanges.

Every recognised stock exchange is under an obligation to furnish to SEBI within specified timelines, such periodical returns relating to its affairs as is prescribed under SCRA and annual reports consisting particulars as may be prescribed. The recognised stock exchange and its members are also obligated to maintain and preserve books of accounts and other documents as prescribed for a period not exceeding five years.

The SCRA also provides for various penalty provisions, including penalty on a recognised stock exchange, wherein a penalty of ₹ 0.5 million to ₹ 25 million may be imposed by SEBI if it fails or neglects to furnish periodical returns to SEBI or fails or neglects to make or amend its rules or bye-laws as may be directed by SEBI or fails to comply with directions issued by SEBI.

3. *Securities Contracts (Regulation) Rules, 1957 (“SCRR”)*

The SCRR prescribes the format, fees and the procedure to be followed in respect of every application for recognition of a stock exchange and applications for withdrawal of such recognition. The recognition granted to a stock exchange must either be on a permanent basis or for a period as may be specified at the time of recognition, which shall be not less than one year. Three months prior to the expiry of the period of recognition, a recognised stock exchange desirous of renewal of such recognition may make an application to the SEBI.

4. *Securities Contracts (Regulation) (Stock Exchanges and Clearing Corporations) Regulations, 2012 (“SECC Regulations”)*

The SECC Regulations were notified by SEBI on June 20, 2012 to regulate the recognition, ownership and governance in stock exchanges and clearing corporations. Some of the key features of the SECC Regulations, include:

Obligation to seek recognition

The SECC Regulations provides that no person shall conduct, organise or assist in organising any stock exchange unless he has obtained recognition from SEBI in accordance with the SCRA and SCRR.

Net worth of stock exchanges

The SECC Regulations mandates that the minimum net worth for stock exchanges shall at all times be ₹ 1,000 million. The recognised stock exchanges cannot distribute profits to its shareholders in any manner until the mentioned net worth is achieved.

Fit and proper person criteria

The SECC Regulations provides that no person shall, directly or indirectly, acquire or hold equity shares of a recognised stock exchange unless he is a fit and proper person. For the purposes of the SECC Regulations, a person is deemed to be a fit and proper person if:

- 1) such person has a general reputation and record of fairness and integrity, including but not limited to:
 - a. financial integrity;
 - b. good reputation and character; and
 - c. honesty
- 2) such person has not incurred any of the following disqualifications:
 - a. such person, or any of its whole time directors or managing partners, have been convicted by a court for any offence involving moral turpitude or any economic offence or any offence against the securities laws;
 - b. an order for winding up has been passed against such person;
 - c. such person, or any of its whole time directors or managing partners, have been declared insolvent and have not been discharged;
 - d. an order, restraining, prohibiting or debarring such person, or any of its whole time directors or managing partners, from dealing in securities or from accessing the securities market, has been passed by SEBI or any other regulatory authority, and a period of three years from the date of the expiry of the period specified in the order has not elapsed;
 - e. any other order against such person, or any of its whole time directors or managing partners, which has a bearing on the securities market, has been passed by SEBI or any other regulatory authority, and a period of three years from the date of the order has not elapsed;
 - f. such person has been found to be of unsound mind by a court of competent jurisdiction and the finding is in force; and
 - g. such person is financially not sound.

In case if any question arises as to whether a person is a fit or a proper person, the SECC Regulations provides that SEBI's decision on such question shall be final.

Shareholding of stock exchanges

With respect to the shareholding, the SECC Regulations mandates that at least 51% of the paid up equity share capital of a recognised stock exchange should be held by the public, where subject to certain exceptions, public has been defined to include any member or section of the public but does not include any trading member or clearing member or their associates and agents. Further, no person can at any time, directly or indirectly, either individually or together with persons acting in concert, acquire or hold more than 5% of the paid up equity share capital in a recognised stock exchange, except as permitted under the SECC Regulations. In the event, the shareholding of any person who, directly or indirectly, either individually or together with persons acting in concert, acquires equity shares such that his shareholding exceeds 2% of the paid up equity share capital of a recognised stock exchange, the approval of SEBI would be required to be sought within 15 days of such acquisition in such form and format, through the stock exchange, as prescribed in SEBI circular (number *CIR/MRD/DSA/33/2012*) dated December 13, 2012. If SEBI does not grant its approval, then such person will be required to forthwith divest his excess shareholding.

The SECC Regulations permit stock exchanges, depositories, banking companies, insurance companies, and public financial institutions to acquire or hold, directly or indirectly, either individually or together with persons acting in concert, up to 15% of the paid up equity share capital of a recognised stock exchange, provided that such entities are domestic entities. However, if the shareholding of such entities exceeds 5% but does not exceed 15% of the paid equity share capital of a recognised stock exchange, then prior approval of SEBI would be required to be made in in such form and format, through the stock exchange, as

prescribed in SEBI circular (number *CIR/MRD/DSA/33/2012*) dated December 13, 2012. If SEBI does not grant its approval, then such person will be required to forthwith divest his excess shareholding.

In addition to the above, and subject to the provisions of the SECC Regulations, except for foreign stock exchanges, foreign depositories, foreign banking companies, foreign insurance companies and foreign commodity derivatives exchanges, no person resident outside India, directly or indirectly, either individually or together with persons acting in concert, shall acquire or hold more than 5% percent of the paid up equity share capital in a recognised stock exchange.

The SECC Regulations further states that, subject to the limits as otherwise prescribed by the Central Government from time to time, the combined holding of all persons resident outside India in the paid up equity share capital of a recognised stock exchange cannot exceed, at any time, beyond forty-nine percent of its total paid up equity share capital of the recognised stock exchange.

The SECC Regulations restricts clearing corporations from holding any right, stake or interest, of whatsoever nature, in any recognised stock exchange.

Composition of the governing board of a stock exchange

The governing board of every recognised stock exchange should include shareholder directors, public interest directors and a managing director. Subject to the prior approval of SEBI, the chairperson would be elected by the governing board from among the public interest directors. The SECC Regulations read with the SEBI circular (number *CIR/MRD/DSA/33/2012*) dated December 13, 2012 and SEBI circular (number *SEBI/HO/MRD/DSA/CIR/P/2016/30*) dated January 22, 2016 further prescribe various other requirements with respect to the governing board to ensure that there is no conflict of interest, including:

- (a) The number of public interest directors should not be less than the number of shareholder directors in a recognised stock exchange.
- (b) The managing director should be an ex-officio director on the governing board, and should not be included in either the category of public interest directors or shareholder directors.
- (c) Any employee of a recognised stock exchange may be appointed to the governing board in addition to the managing director, and such a director would be deemed to be a shareholder director.
- (d) No trading member (or its associate(s) and agent(s)) irrespective of the stock exchange of which they are members, should be on the governing board of any recognised stock exchange.
- (e) At least one public interest director should be present in the meetings of the governing board to constitute the quorum; and
- (f) No foreign portfolio investor shall have any representation in the governing board of a recognised stock exchange.

Listing of securities

Subject to the provisions of applicable laws in force, a recognised stock exchange may apply for listing of its securities on any recognised stock exchange, other than itself and its associated stock exchange, if,-

- (a) it is compliant with the provisions of the SECC Regulations particularly those relating to ownership and governance;
- (b) it has completed three years of continuous trading operations immediately preceding the date of application of listing; and
- (c) it has obtained approval of SEBI.

5. **SEBI circular dated January 1, 2016**

The SEBI circular (number *CIR/MRD/DSA/01/2016*) dated January 1, 2016 (“**2016 Circular**”) provides among others, the procedures for ensuring compliance with the SECC Regulations by the listed stock exchanges. In this regard, the 2016 Circular provides for:

(a) ensuring holding of 51% by public at all times by the listed stock exchange:

- i. the listed stock exchange is required to disseminate the details of its shareholding with category wise breakup, on a continuous basis, on its website. Similarly, the stock exchange where the shares are listed, is also required to display the above information;
- ii. the depositories are required to put in place the necessary system to ensure that the shareholding of trading members or their associates and agents does not exceed 49%. For this purpose, the depositories are required to put in place systems for capturing the shareholding data of trading members or their associates and agents and ensure that there is a mechanism for coordination between the depositories towards sharing of information. The depositories are also required to monitor the aggregate shareholding limit of the trading members or their associates and agents based on their demat balance, on a daily basis, at the end of the day. The stock exchange where the shares are listed, is also required to share a list of all trading members or their associates and agents with the depositories to facilitate monitoring of demat balances;
- iii. the trading members or their associates and agents are required to obtain prior approval of the listed stock exchange for further acquisition of shares, once the aggregate shareholding of the trading members or their associates and agents crosses the limit of 45%. The trading members or their associates and agents are required to refer to the shareholding pattern under the category of trading members or their associates and agents, to determine/ascertain the available head room before placing the order;
- iv. in the event of trading members or their associates and agents making purchases without requisite approval as stated above, the depositories are required to initiate consequential action such as freezing of voting rights and all corporate benefits in respect of such shareholding till the time the same is divested; and
- v. the divestment of any excess shareholding beyond the specified limit is required to be done through a special window provided by the stock exchange where the shares of the stock exchange are listed.

(b) ensuring that all shareholders are 'fit and proper'

- i. in the pre-listing scenario, the stock exchange coming out with a public offering is required to include a declaration in the application form stating that the applicant is fit and proper in terms of Regulation 19 and 20 of the SECC Regulations;
- ii. in the post listing scenario, the text of the applicable regulation with regard to fit and proper is required to be made part of the contract note;
- iii. the listed stock exchange is required to undertake all measures to make investors aware of the requirement of fit and proper criteria for being its shareholders as specified the SECC Regulations;
- iv. the listed stock exchange and the stock exchange where the shares are listed are required to notify on their website that the shares of the listed stock exchange shall only be dealt by fit and proper persons as per Regulation 19 and 20 of the SECC Regulations;
- v. in case of acquisition of shares by the person who is found not fit and proper, the voting rights and all corporate benefits with respect to such shareholding is required to be frozen by depositories until the same is divested through the special window;
- vi. the listed exchange is required to submit to SEBI on a quarterly basis an exceptional report regarding the shareholders who are not fit and proper and action taken thereof.

(c) Ensuring that shareholders holding shares above 2% are fit and proper:

in addition to the criteria mentioned at para (b) above, on acquisition of shares above 2%, provisions of the SECC Regulations shall apply i.e. those acquiring more than 2% will have to seek approval of SEBI within 15 days of such acquisition as per the provisions of the SECC Regulations and those intending to acquire beyond 5% as per the provisions of the SECC Regulations will have to seek prior approval of SEBI.

(d) Ensuring shareholding threshold of 5% or 15% as the case may be in terms of SECC Regulations

- i. the depositories are required to put in place a mechanism to ensure that no shareholder of listed stock exchange gets credit of shares beyond 5% or 15%, as applicable. The depositories are required to generate an alert when such holding exceeds 2% and monitor the same under intimation to SEBI;
- ii. the depository is required to inform the listed stock exchange as and when threshold limit is breached and take consequential action such as freezing of voting rights and all corporate actions in respect of such excess holding till the same is divested through the special window.

6. ***SEBI Circular dated August 27, 2014 on Core Settlement Guarantee Fund, Default Waterfall and Stress Test and SEBI circular dated May 4, 2016 on Transfer of Profits***

The SEBI circular *CIR/MRD/DRMNP/25/2014*, dated August 27, 2014 (“**SGF Circular**”) provides for formulating a core settlement guarantee fund (“**Core SGF**”) by clearing corporations for each segment of the stock exchanges. The Core SGF is created with the objective that in the event a clearing member fails to honour settlement commitments, the Core SGF shall be used to fulfil the obligations of that member and complete the settlement without affecting the normal settlement process. The SGF Circular provides that contribution by a stock exchange to Core SGF shall be at least 25% of the minimum required corpus which can be adjusted against transfer of profit by a Stock Exchange as per Regulation 33 of SECC Regulations. Further the SEBI circular *SEBI/HO/MRD/DRMNP/CIR/P/2016/54*, dated May 4, 2016 provides that the unutilized portion of contribution made by the stock exchange towards the Core SGF, for any segment(s), maintained by the clearing corporation, as available with the clearing corporation, shall be refunded to the stock exchange, in case the stock exchange decides to close down its business or decides to avail the clearing and settlement services of another clearing corporation for that segment(s), subject to it meeting all dues of the clearing corporation. SEBI has, pursuant to its SECC (Third Amendment) Regulations, 2016 dated August 29, 2016 amended Regulation 33 of the SECC Regulations to state that the contribution to the Core SGF as mentioned in Regulation 39 of the SECC Regulations shall be made by recognised stock exchange, recognised clearing corporation and the clearing members, in the manner as may be specified by SEBI from time to time and in case of shortfall in the Core SGF, the recognised clearing corporation and the recognised stock exchange will have to replenish the Core SGF to the threshold level as may be specified by SEBI from time to time.

7. ***SEBI Circular dated November 28, 2016***

Pursuant to SEBI circular *SEBI/HO/MRD/DSA/CIR/P/2016/125*, dated November 28, 2016, SEBI has prescribed a broad framework for functioning of stock exchanges and clearing corporations in International Financial Services Centre. The circular *inter alia*, prescribes a single market structure to achieve synergies in terms of various operations. The stock exchanges are empowered to decide the trading hours for different commodities with the maximum limit fixed at 23 hours and 30 minutes in a day and settlement shall be required for at least twice a day. The stock exchanges and clearing corporations in International Financial Services Centre are required to ensure that their risk management system and infrastructure are commensurate with the trading hours. Further, clearing corporations are required to have a robust risk management framework and are required to conduct certain tests, such as stress test, liquidity stress tests to ensure robustness of the risk management framework. SEBI has permitted trading of all categories of exchange traded products as available for trading in stock exchanges in FATF/IOSCO compliant jurisdictions (except in case of commodity derivatives in which only non-agri commodity derivatives are eligible), subject to receipt of prior approval of SEBI. Further, clearing corporations in International Financial Services Centre are required to establish and maintain a fund to guarantee the settlement of trades executed in the stock exchanges in International Financial Services Centre.

Certain Regulatory Proposals

1. *SEBI discussion paper on 'Strengthening of the Regulatory framework for Algorithmic Trading & Co-location'*

In order to examine the options to allay the fear and concern of unfair and inequitable access to the trading systems of the exchanges, SEBI has issued a discussion paper on 'Strengthening of the Regulatory framework for Algorithmic Trading & Co-location'. This discussion paper aims at consulting with the market participants and seeks their views on the efficacy and need to introduce the following mechanisms in the markets:

- Minimum Resting Time for Orders;
- Frequent Batch Auctions;
- Random Speed Bumps or delays in order processing / matching;
- Randomization of orders received during a period (say 1-2 seconds);
- Maximum order message-to-trade ratio requirement;
- Separate queues for colo orders and non-colo orders (2 queues); and
- Review of Tick-by-Tick data feed

HISTORY AND CERTAIN CORPORATE MATTERS

History of the Exchange

A resolution was passed by certain Bombay brokers on July 9, 1875 to form an association for protecting the character, status and interest of Native share and stock brokers and for providing a hall or building for the use of the members of the association. Subsequently, by an indenture dated December 3, 1887, the Native Share and Stock Brokers Association was formally constituted.

In 1957, the Exchange became the first stock exchange to be recognised by the Indian Government under SCRA.

Demutualisation Scheme

Pursuant to the requirements of SCRA, the Exchange submitted the Demutualisation Scheme to SEBI for approval. SEBI, by way of its order dated May 20, 2005 approved the Demutualisation Scheme, with certain modifications. Pursuant to the Demutualisation Scheme, the Exchange was corporatised and demutualised. The salient features of the Demutualisation Scheme included, incorporation of a company limited by shares under Section 12 of the Companies Act, 1956, segregation of ownership and management of the incorporated company from the trading rights of its members and ensuring that at least 51% of the corporatised and demutualised company was held by the public other than shareholders holding trading rights. Subsequently, the Exchange had requested SEBI for an extension of time to ensure that at least 51% of the corporatised and demutualised entity was held by the public other than shareholders holding trading rights. SEBI acceded to the Exchange's request on May 11, 2006 granting the Exchange an extension of 12 months. In order to ensure compliance with the Demutualisation Scheme, the Exchange entered into a share purchase agreement dated April 13, 2007 with (a) certain shareholders (being trading members), who had participated in an offer process of the Exchange to tender their shares to be sold; and (b) certain purchasers identified by the Exchange who were purchasing shares in accordance with the offer process of the Exchange, to facilitate the sale of 3,443,806 Equity Shares. On May 4, 2007, SEBI provided its approval for the aforesaid sale.

In accordance with the provisions of the Demutualisation Scheme, every member of the Exchange or his nominee (other than the first shareholders, that is, the subscribers to the memorandum), as on the record date, were entitled to 10,000 fully paid-up Equity Shares ₹ 1 each of for cash at par for every membership card held by such members. Further, due to several reasons, including litigation, the membership of certain members was suspended by the Exchange and allotment of Equity Shares to such suspended members were to be held in abeyance till the continuation of such suspension. Subsequently, allotments have been made by the Exchange to certain suspended members, pursuant to revocation of their suspension, from time to time, and as on date, post consolidation of the equity shares of face value ₹ 1 each of the Exchange to Equity Shares of face value ₹ 2 each, allotment of 910,000 Equity Shares to 14 members of the *erstwhile* The Stock Exchange, Mumbai are still held in abeyance due to continued suspension. For further details on the allotments, please see "*Capital Structure*" on page 82 of this Prospectus.

The Exchange was incorporated as a public company under the name "Bombay Stock Exchange Limited" under the provisions of the Companies Act, 1956 on August 8, 2005. Subsequently, in order to leverage brand equity of the BSE brand, the name of the Exchange was changed to "BSE Limited" and received a fresh certificate of incorporation dated July 8, 2011.

The Exchange is a corporatised and demutualised entity, with 9,631 Shareholders as on January 25, 2017 which includes two global exchanges as Shareholders, Deutsche Börse and Singapore Exchange.

Changes to the address of the Registered Office

There have been no changes to our Registered Office since incorporation.

Major events and milestones

The table sets forth some of the major events in the history of the Exchange:

Calendar Year	Particulars
1875	Brokers formed an association known as the 'Native Share and Stock Brokers' Association'.
1887	The Native Share and Stock Brokers' Association was formally constituted.
1957	The Exchange was granted permanent recognition under SCRA.
1995	The Exchange started its Bombay Online Trading System (BOLT), a screen based trading system.
2000	SEBI approval to commence derivative trading and settlement in SEBI approved derivative contracts.
2001	Launch of BSE TECK Index.
2005	Incorporation of the Exchange as 'Bombay Stock Exchange Limited', pursuant to the Demutualisation Scheme.
2007	<ol style="list-style-type: none"> 1. Singapore Exchange entered into an agreement to acquire 5% stake in the Exchange for a consideration of ₹ 2,007.8 million. 2. Deutsche Börse entered into an agreement to acquire 5% stake in the Exchange for a consideration of ₹ 2,007.8 million.
2009	The Exchange launched BSE StAR MF – Mutual Fund trading platform.
2011	<ol style="list-style-type: none"> 1. The name of the Exchange was changed to its present name, 'BSE Limited'. 2. SEBI approval granted to the Exchange for the Exchange's SME Platform.
2013	<ol style="list-style-type: none"> 1. The Exchange entered into joint venture agreement with SPDJS for creating, developing and distributing indices and data products. 2. SEBI approval granted to the Exchange for commencement of trading in the debt segment. 3. Launch of Currency Derivatives segment.
2014	Launch of Interest Rate Futures.
2015	<ol style="list-style-type: none"> 1. The Exchange partners with Confederation of Indian Industry and Indian Institute of Corporate Affairs to launch a corporate social responsibility platform 'Sammaan'. 2. The Exchange entered into a memorandum of understanding to develop GIFT City.
2016	Issuance of the postage stamp to commemorate 140 years of the Exchange.

Certifications, Awards and Accreditations

Calendar Year	Accreditation
2007	The Golden Peacock Global Award for Corporate Social Responsibility.
2013	ICICI Lombard and ET Now Risk Management Award in "BFSI" Category.
2014	Asia's Best Employer Brand Award.
2014	CISCO Technology Award for improving asset utilisation through internet of everything.
2014	Asian Banker Leadership Achievement Award for the Best Managed Financial Derivative Exchange in the Asia Pacific.
2015	Golden Peacock Award 2015 for Excellence in Corporate Governance in the financial services sector
2015	Skoch Order of Merit Award 2015 in India's Best – 2015 in Smart Technology.
2015	SKOCH Achiever Award.
2016	PC Quest award for New Data Centre - Most Complex Project.

Main objects

The main objects of the Exchange as per the Memorandum of Association are:

"1. To acquire, and succeed to, the business, activity and undertaking of BSE (formerly called "The Stock Exchange, Mumbai"), a recognised stock exchange under the Securities Contracts (Regulation) Act, 1956, on a going concern basis, pursuant to The BSE (Corporatisation and Demutualisation) Scheme, 2005, approved by the Securities and Exchange Board of India (hereinafter called "SEBI") under section 4B (2) of the Securities Contracts (Regulation) Act, 1956, by its Order No. SEBI/MRD/40967/2005 dated May 20, 2005.

2. To carry on business as a stock exchange.

3. To assist, regulate, control and / or otherwise associate with the business of buying, selling and dealing in securities.”

The main objects and objects incidental and ancillary to the attainment of the main objects as contained in the Memorandum of Association, enable the Exchange to carry on its existing business.

Changes to our Memorandum of Association

Our Memorandum of Association was amended from time to time pursuant to the change in the authorised share capital of the Exchange. For details of change in the authorised share capital of the Exchange since its incorporation, please see “*Capital Structure*” on page 82 of this Prospectus.

For details of changes to the name of the Exchange, please see “*History of the Exchange*” above.

Except for amendments to the Memorandum of Association pursuant to the change in, or reclassification of, the authorised share capital of the Exchange and changes to the name of the Exchange, the following changes have been made to our Memorandum of Association, since incorporation of the Exchange:

Shareholders' resolution	Nature of amendment
February 7, 2006	Clause 1 of the Memorandum of Association was amended to read as follows: <i>“To acquire, and succeed to, the business, activity and undertaking of BSE (formerly called “The Stock Exchange, Mumbai”), a recognised stock exchange under the Securities Contracts (Regulation) Act, 1956, on a going concern basis, pursuant to The BSE (Corporatisation and Demutualisation) Scheme, 2005, approved by the Securities and Exchange Board of India (hereinafter called “SEBI”) under section 4B (2) of the Securities Contracts (Regulation) Act, 1956, by its Order No. SEBI/MRD/40967/2005 dated May 20, 2005.”</i>
February 7, 2006	In Clauses 8, 9, 10, 13, 29 and 47, the word "member" was substituted with the words "trading member"
February 7, 2006	Clause 69(f) was amended to read as follows: <i>References to the term “trading members” shall, wherever the context so permits, be deemed to be a reference also to persons who are admitted, enrolled, licensed or otherwise recognised by the Exchange as clearing members and/or any other categories of members in relation to any business or activity of the Exchange.</i>
September 13, 2007	Clause 69 of the Memorandum of Association was deleted. Previously Clause 69 read as follows: <i>“To carry on any other business which is legally permissible for a stock exchange to carry on.”</i>

Corporate Profile of the Exchange

For details in relation to the corporate profile of the Exchange, please see “*Our Business*” and “*Management’s Discussion and Analysis of Financial Condition and Results of Operations*” on pages 133 and 502 of this Prospectus, respectively.

For details on managerial competence, please see “*Our Management*” on page 177 of this Prospectus.

Our shareholders

As on January 25, 2017 the Exchange had 9,631 Shareholders. For further details, please see “*Capital Structure*” on page 82 of this Prospectus.

Details regarding acquisition of business/undertakings, mergers, amalgamation and revaluation of assets

USE Scheme of Amalgamation

As per the scheme of amalgamation of USE with the Exchange and their respective shareholders and creditors, sanctioned by the High Court of Bombay through its order dated April 24, 2015, the entire business and the whole of the undertaking of USE was transferred to the Exchange, as a going concern, with effect from April 1, 2014 and operative from May 14, 2015. The rationale of the scheme was to, amongst others, provide

benefits to the shareholders of USE, the shareholders of the Exchange and generally for the interest of the securities market. Pursuant to the scheme, USE's assets, rights, licenses and powers and all its debts, outstandings, liabilities, duties and obligations were transferred to the Exchange. Pursuant to the scheme, the Exchange issued one Equity Share for every 385 equity shares of USE to every shareholder of USE whose names appeared in register of members of USE and whose names appeared as beneficial owners of equity shares of USE in the records of the depositories as on May 29, 2015. The authorised share capital of the Exchange was increased to ₹ 3,000,000,000 divided into 3,000,000,000 Equity Shares.

Summary of key agreements

Shareholder/ investment agreements with the Exchange

Investment agreement dated February 14, 2007 between Deutsche Börse AG (“Deutsche Börse”) and the Exchange and letter dated September 6, 2016 between the Exchange and Deutsche Börse

The Exchange entered into an investment agreement dated February 14, 2007 with Deutsche Börse pursuant to which Deutsche Börse subscribed to 386,111 Equity Shares and 6,111 Equity Shares on May 9, 2007 and April 9, 2008, respectively for a consideration of ₹ 5,200 per Equity Share, amounting to ₹ 2,007.8 million and ₹ 31.8 million respectively. Under the investment agreement, the Exchange was not permitted to issue equity shares (either directly or through the issue of compulsorily convertible instruments or upon the conversion of optionally convertible instruments) to any person unless the Exchange had offered to Deutsche Börse such number of equity shares which would be the higher of (a) pro rata shares based on the then shareholding of Deutsche Börse, and (b) such number of Equity Shares which would increase the shareholding of Deutsche Börse in the Exchange to 5.00%, for the same consideration per equity share or convertible instrument to be paid by such person. Effective upon execution of the letter dated September 6, 2016, the parties agreed to delete the anti-dilution rights available to Deutsche Börse in the event of a further issuance of equity shares by the Exchange, and therefore these rights do not exist as on date and will not exist post listing of the Equity Shares. However, if the Equity Shares fail to list on NSE on or prior to December 31, 2017, the aforesaid anti-dilution rights will be automatically reinstated. This agreement automatically terminates (a) if Deutsche Börse ceases to hold Equity Shares in the Exchange, or (b) on liquidation of Deutsche Börse or the Exchange.

Investment agreement dated March 7, 2007 between Singapore Exchange Limited (“Singapore Exchange”) and the Exchange and letter dated September 7, 2016 between the Exchange and Singapore Exchange

The Exchange entered into an investment agreement dated March 7, 2007 with Singapore Exchange pursuant to which Singapore Exchange subscribed to 386,111 Equity Shares and 6,111 Equity Shares on May 9, 2007 and April 9, 2008, respectively for a consideration of ₹ 5,200 per Equity Share, amounting to ₹ 2,007.8 million and ₹ 31.8 million, respectively. Under the investment agreement, the Exchange was not permitted to issue equity shares (either directly or through the issue of compulsorily convertible instruments or upon the conversion of optionally convertible instruments) to any person unless the Exchange had offered to Singapore Exchange such number of equity shares which would be the higher of (a) pro rata shares based on the then shareholding of Singapore Exchange, and (b) such number of equity shares which would increase the shareholding of Singapore Exchange in the Exchange to the maximum limit permitted under law, for the same consideration per equity share or convertible instrument to be paid by such person. Effective upon execution of the letter dated September 7, 2016, the parties agreed to delete the anti-dilution rights available to Singapore Exchange in the event of a further issuance of equity shares by the Exchange, and therefore these rights do not exist as on date and will not exist post listing of the Equity Shares. However, if the Equity Shares fail to list on NSE on or prior to December 31, 2017, the aforesaid anti-dilution rights will be automatically reinstated. This agreement automatically terminates (a) if Singapore Exchange ceases to hold Equity Shares in the Exchange, or (b) on liquidation of Singapore Exchange or the Exchange.

Operation, license and distribution agreement dated February 19, 2013 between S&P Dow Jones Indices LLC (“SPDJI”) and the Exchange (“OLDA”)

The Exchange had entered into an operation, license and distribution agreement dated February 19, 2013 with SPDJI as an interim measure prior to setting up a joint venture entity between them to conduct the business of (a) marketing, managing, operating and disseminating the Exchange's indices and the indices to be developed by the joint venture entity, (b) provide index related services in South Asia and (c) to complete sub-contracted services to SPDJI including some of the global customised index business and information technology services. The term of the agreement is from February 19, 2013 to December 31, 2018. Pursuant to this agreement, the

Exchange had granted to SPDJI an exclusive, worldwide, sublicensable and sub-sublicensable license in relation to use certain data of the Exchange and methodology to develop, maintain and create indices and data products as well as distribute such indices and data products. The Exchange was permitted under this agreement to use such indices and data products. In addition, SPDJI has granted to the Exchange, a non-exclusive, non-assignable, worldwide, non-sublicensable license to use certain trademarks of SPDJI and refer to certain trademarks of SPDJI solely in connection with trading, marketing, and promotion of exchange-traded derivatives. The Exchange has granted to SPDJI a non-exclusive, non-transferable, non-assignable, worldwide, sublicensable and sub-sublicensable license to use certain trademarks of the Exchange such as BSE, BOLT and SENSEX, for the purpose of distribution of co-branded indices such as Sensex, BSE Midcap and BSE Smallcap. As per the agreement, SPDJI is obligated to pay 50% of the revenue received by SPDJI during the term of the agreement.

Assignment cum re-arrangement agreement dated September 13, 2013 between SPDJI, Asia Index and the Exchange

The Exchange has entered into an assignment cum re-arrangement agreement dated September 13, 2013 with SPDJI and Asia Index. Pursuant to this agreement, certain rights and obligations of SPDJI under the OLDA were assigned to Asia Index. The rights assigned to Asia Index under this agreement include (a) the exclusive, worldwide, sublicensable and sub-sublicensable license to use certain data and methodology of the Exchange, and methodology that has been developed by SPDJI under the OLDA, in relation to development, creation and maintenance of indices and data products; and (b) distribution of the indices and data products.

Shareholders' agreement dated September 13, 2013 between SPDJ Singapore Pte Ltd ("SPDJS"), Asia Index and the Exchange ("SPDJS Agreement")

The Exchange has entered into a shareholders' agreement dated September 13, 2013 with SPDJS and Asia Index in order to conduct, through Asia Index, the business of, amongst other things (a) creating, developing, compiling, calculating and/ or distribution of indices for the purpose of benchmarking and use as the basis for financial instruments; (b) providing index related services to stock exchanges; and (c) to complete sub-contracted services to SPDJI including some of the global customised index business and information technology services. The agreement sets out the roles of the Exchange and SPDJS towards Asia Index. In terms of this agreement, the composition of the board of Asia Index is five directors of which SPDJS and the Exchange are entitled to nominate 3 and 2 directors, respectively. SPDJS has the right to select, in consultation with the Exchange, one of its nominated directors to be appointed as the chairman of Asia Index, who shall also be appointed as the managing director. The agreement also provides for the constitution of an index committee for oversight of all issues related to the methodology, rules, creation development, calculation and maintenance of indices. In terms of the SPDJS Agreement, the Exchange's prior written consent or the affirmative vote of at least 1 of the Exchange's directors is required for Asia Index to take certain actions such as material changes to the business, sale of all or substantially all of the assets, material acquisitions by Asia Index, alterations to the capital structure, amendment of charter documents, settlement of material litigations and voluntary liquidation, winding up or dissolution of Asia Index.

Transfer restrictions

Asia Index is not permitted to issue any securities to any proposed recipient unless it has offered to each of its shareholders the right to purchase such shareholder's pro rata share of such a proposed issue for the same terms and conditions and for the same consideration to be paid by such a proposed recipient. The shareholders of Asia Index are restricted from transferring any of their equity shares (or securities convertible to equity shares) till December 31, 2018 without the prior written consent of the other shareholders. The Exchange, SPDJS or any of their affiliates holding shares of Asia Index are prohibited from transferring any of their equity shares (or securities convertible to equity shares) to certain transferees ("**Restricted Transferee**") without prior written consent of the other party. In terms of this agreement, no shareholder of Asia Index is permitted to transfer their equity shares (or securities convertible to equity shares) unless such transfer involves (a) a transfer of all equity shares (or securities convertible to equity shares) held by such shareholder and (b) the equity shares (or securities convertible to equity shares) held by the affiliates of such a shareholder are also transferred to the same transferee. Prior to December 31, 2018 the shareholders are also permitted to transfer any equity shares (or securities convertible to equity shares) to their wholly owned subsidiaries provided such wholly owned subsidiary agrees to be bound by the terms and conditions of this agreement pursuant to a deed of adherence. After December 31, 2018, the shareholders are entitled to transfer any equity shares (or securities convertible to equity shares) to their respective affiliates provided such affiliate agrees to be bound to this agreement pursuant

to a deed of adherence. In the event that any shareholder group of the Exchange or SPDJS proposes to transfer its equity shares (or securities convertible to equity shares) the shareholder group of the other has a right to first refusal to such transfer. In the event that a Restricted Party acquires control of the Exchange or SPDJS, the other party has the right but not the obligation to acquire the equity shares (or securities convertible to equity shares) of the party whose control has been acquired by a Restricted Party.

Non-compete

The Exchange and SPDJS have agreed that Asia Index shall be the only vehicle for the Exchange and SPDJS to conduct the business contemplated by this agreement in South Asia. The Exchange and SPDJS have an obligation to ensure that their affiliates do not engage in any business which is identical or similar to the business contemplated under this agreement.

Indemnity

Asia Index is obligated to indemnify each shareholder and their directors, employees and representatives against any losses, claims, damages, liabilities, judgements, fines, obligations, expenses and liabilities of any kind or nature whatsoever except for any consequential losses incurred in connection with any breach of any of the representations, warranties, covenants and obligations of Asia Index. The Exchange has agreed to defend indemnify and hold harmless SPDJS, its affiliates, directors and employees from any claims arising out of an index license agreement – India Indices between Deutsche Börse AG, as agent for the Exchange and EM Capital Management LLC.

Termination

This agreement can be terminated (a) by mutual agreement, (b) a shareholder becoming an insolvent, (c) if Asia Index is wound up by a resolution of its shareholders or an order of the court, (d) in the event of a breach by a shareholder or (e) by the Exchange or SPDJS on the expiry of the fifth financial year in the event that they determine that Asia Index has failed to achieve certain agreed parameters.

Services agreement dated September 13, 2013 between Asia Index and the Exchange

The Exchange and Asia Index have entered into a services agreement dated September 13, 2013. Pursuant to this services agreement the Exchange is obligated to provide services to Asia Index including data related indices, marketing and public relations and access to upload notices on the Exchange's website whereas Asia Index is obligated to provide services related to index products, index operations and finance and accounting.

Undertaking dated September 13, 2013 executed by SPDJI in favour of the Exchange

SPDJI has executed an undertaking in favour of the Exchange dated September 13, 2013 to sub-contract certain work orders to Asia Index related to regional and customised index business of SPDJI in South Asia subject to consents from relevant counterparties. This undertaking is effective from September 13, 2013 till the SPDJS Agreement remains effective.

Guarantee dated September 13, 2013 executed by SPDJI in favour of the Exchange

SPDJI has provided a guarantee to the Exchange to ensure the performance of the obligations of SPDJS or any of its affiliates under the SPDJS Agreement from September 13, 2013 till the SPDJS Agreement is effective. In the event of a default by SPDJS in fulfilling its obligations under the SPDJS Agreement, SPDJI is obligated to fulfil or cause to be fulfilled SPDJS' (or its affiliates) obligations within 15 business days of receiving a notice of such default from the Exchange.

New Trading Architecture Software License Agreement dated March 24, 2013 between Eurex Frankfurt AG ("Eurex") and BSE Limited (as amended in November, 2015) ("Eurex Agreement")

The Exchange has entered into the Eurex Agreement for the grant of license in respect of next generation electronic trading system software, documentation and other software ("**Licensed Material**") along with new technology architecture ("**NTA**") for the purpose of operating a trading system for trading on any market place or exchange operated by the Exchange in India ("**BSE Markets**"). The rights granted under the license include the right to i) use the Licensed Material for any of the BSE Markets, ii) to develop, maintain and modify the

software and the NTA derivatives for the Indian marketplace, iii) outsourcing the operation and maintenance of the software and NTA derivatives to selected vendors, preapproved by Eurex Frankfurt AG, iv) to use the Licensed Material to offer trading services to the members of the Exchange located outside India in case of change of law.

Pursuant to Eurex Agreement, the Exchange has the right to provide for any name, trademark, logo or other designation to identify the NTA Derivatives as BSE brand in conjunction with an additional designation signifying the use of Licensed Material. Furthermore, BSE grants Eurex a non-exclusive license to use the BSE brand while referring to NTA Derivatives.

Provisions with respect to Intellectual Property Rights

All the rights, titles and interest with respect to the intellectual property in any substantial modifications made to the software or the NTA Derivatives shall exclusively reside with the Exchange. In case any segments of the software are retained in the modifications made by the Exchange, it shall have the non-exclusive right to exploit them without any limitations in the time and territory. Furthermore, the Deutsche Börse group shall have a non-exclusive, perpetual, royalty-free irremovable worldwide license in the NTA Derivatives and modifications made by the Exchange.

Obligation to employ protective measures

The Exchange may provide access to the source code of the software and NTA derivatives only to the selected vendors preapproved by Eurex, subsequent to them entering into a separate security and confidentiality agreement with Eurex.

Indemnification

The Parties have agreed to indemnify and hold harmless each other. Eurex shall indemnify the Exchange from and against any claim or action of infringement of intellectual property of a third party over the Licensed Materials except for the modifications and the alterations made to the Licensed Material by BSE.

The Exchange shall indemnify Eurex against any direct and actual damage caused due to the infringement of Eurex or its affiliate's intellectual property caused due to negligence on the part of the Exchange in implementing protective measures to prevent unauthorized disclosure of Licensed Material or combination, linking or integration of the software or NTA derivatives with open source software that make copyleft terms applicable on the Licensed Material.

Governing law

The Parties have agreed that the agreement shall be governed by the laws of England.

Term

The Parties have agreed that the initial term of the agreement shall be ten years, renewable for seven years at the option of the Exchange upon the expiry of the initial term. Post the expiry of the renewal term, the Exchange shall have the option to acquire a perpetual, irrevocable perpetual license for the Licensed Material subject to compliance with the prescribed terms.

Termination

The Parties have agreed that Eurex shall have the right to terminate the agreement if the Exchange suspends/ postpones/ stops using the software or the NTA Derivatives for a continuous period of one year or declares that it will refrain from using them.

Furthermore, either party may terminate the agreement for any material breach of the terms of the agreement or if the other party is adjudged as insolvent by issuing a notice within two months of occurrence of termination event and failure of the causing party to rectify the infringement.

Other Agreements

In addition to the Eurex Agreement, the Parties have also entered into the following other agreements in relation to the Eurex Agreement:

- i) Index License Agreement between the Exchange and Eurex;
- ii) Non-Disclosure Agreement between the Exchange and Eurex, dated March 25, 2013; and
- iii) New Trading Architecture Software Maintenance Governance and Support Agreement, dated June 5, 2013.

Strikes and lock-outs

The Exchange has not experienced any strikes, lock-outs or instances of labour unrest in the past.

Time and cost overrun in setting up projects by the Exchange

The Exchange has not implemented any project and has, therefore, not experienced any time or overruns in relation thereto.

Changes in the activities of the Exchange

There have been no changes in the activities of the Exchange during the last five years preceding the date of this Prospectus which may have had a material effect on our profit or loss, including discontinuance of our lines of business, loss of agencies or markets and similar factors.

Capital raising (Debt / Equity)

For details regarding any capital raising through equity, please see “*Capital Structure*” on page 82 of this Prospectus.

Injunctions or restraining orders against the Exchange

As on the date of this Prospectus, apart from the disclosures in “*Outstanding Litigation and Material Developments*” beginning on page 535 of this Prospectus, there are no injunctions / restraining orders that have been passed against the Exchange.

Holding company

The Exchange does not have a holding company.

Subsidiaries and joint ventures

As of the date of this Prospectus, we have 15 Subsidiaries and one joint venture. For details regarding our Subsidiaries, please see “*Our Group Companies*” on page 195 of this Prospectus.

Strategic and financial partners

As of the date of this Prospectus, the Exchange does not have any strategic or financial partners.

Other agreements

For details of the agreements in relation to the business and operations of the Exchange, please see “*Our Business*” on page 133 of this Prospectus.

Revaluation of assets

The Exchange has not revalued its assets since its incorporation.

OUR MANAGEMENT

Board of Directors

Under the provisions of our Articles of Association, the Exchange is required to have not less than three Directors and not more than 15 Directors. Under the SECC Regulations, the Board of the Exchange is required to include Shareholder Directors, Public Interest Directors and a Managing Director. Further, the number of Public Interest Directors should not be less than the number of Shareholder Directors. The Exchange currently has 11 Directors, comprising one Managing Director, six Public Interest Directors and four Shareholder Directors.

The following table sets forth details regarding the Board as on the date of this Prospectus:

Name, Address, Designation, Occupation, Nationality, Tenure and DIN	Age	Other Directorships
<p>Sudhakar Rao</p> <p><i>Address:</i> Apartment D, 1st Floor, Spring Leaf Apartments No. 6, Brunton Cross Road, Bengaluru 560 025, Karnataka, India</p> <p><i>Designation:</i> Chairman and Public Interest Director</p> <p><i>Occupation:</i> Professional</p> <p><i>Nationality:</i> Indian</p> <p><i>Tenure:</i> June 29, 2014 to June 28, 2017</p> <p><i>DIN:</i> 00267211</p>	67	<p>Indian companies:</p> <ol style="list-style-type: none"> 1. BSE Institute Limited; 2. BFSI Sector Skill Council of India; 3. Common Purpose India; 4. Deccan Heritage Foundation India; 5. GMR Varalakshmi Foundation; 6. Healthcare Global Enterprises Limited; 7. IFFCO-TOKIO General Insurance Company Limited; 8. L&T Infrastructure Development Projects Limited; 9. Public Affairs Foundation; and 10. Tata Elxsi Limited
<p>Ashishkumar Manilal Chauhan</p> <p><i>Address:</i> 43, Tenirife Co-op Housing Society, 20, Little Gibbs Road, Malabar Hill, Mumbai 400 006, Maharashtra, India</p> <p><i>Designation:</i> Managing Director and Chief Executive Officer</p> <p><i>Occupation:</i> Service</p> <p><i>Nationality:</i> Indian</p> <p><i>Tenure:</i> November 2, 2012 to November 1, 2017</p> <p><i>DIN:</i> 00898469</p>	48	<p>Indian companies</p> <ol style="list-style-type: none"> 1. BSE Institute Limited; 2. BSE Investments Limited; 3. BSE Sammaan CSR Limited; 4. ICSI Insolvency Professionals Agency; and 5. Marketplace Technologies Private Limited.
<p>Dhirendra Swarup</p> <p><i>Address:</i> A-9, 13B, Vasant Vihar, New Delhi 110 057, Delhi, India</p> <p><i>Designation:</i> Public Interest Director</p> <p><i>Occupation:</i> Professional</p>	72	<p>Indian companies:</p> <ol style="list-style-type: none"> 1. Berger Paints India Limited; 2. Eros International Media Limited; 3. Eros International Films Private Limited; 4. PTC Energy Limited; 5. PTC India Limited; and 6. Towers Watson Insurance Brokers India Private

Name, Address, Designation, Occupation, Nationality, Tenure and DIN	Age	Other Directorships
<p><i>Nationality:</i> Indian</p> <p><i>Tenure:</i> November 3, 2014 to November 2, 2017</p> <p><i>DIN:</i> 02878434</p>		Limited.
<p>Kasturirangan Krishnaswamy</p> <p><i>Address:</i> A 1002, Alder Godrej, Woodsman Estate, Bellary Road, Bangalore 560 024 Karnataka, India</p> <p><i>Designation:</i> Public Interest Director</p> <p><i>Occupation:</i> Professional</p> <p><i>Nationality:</i> Indian</p> <p><i>Tenure:</i> January 23, 2015 to January 22, 2018</p> <p><i>DIN:</i> 01749241</p>	76	Nil
<p>Sethurathnam Ravi</p> <p><i>Address:</i> D-218, Saket, New Delhi 110 017, Delhi, India</p> <p><i>Designation:</i> Public Interest Director</p> <p><i>Occupation:</i> Professional</p> <p><i>Nationality:</i> Indian</p> <p><i>Tenure:</i> February 5, 2016 to February 4, 2019</p> <p><i>DIN:</i> 00009790</p>	57	<p>Indian Companies:</p> <ol style="list-style-type: none"> 1. Aditya Birla Health Insurance Co. Limited; 2. BOI Merchant Bankers Limited; 3. IDBI Bank Limited; 4. Jio Payments Bank Limited; 5. SBI-SG Global Securities Services Private Limited; 6. SMERA Ratings Limited; 7. S Ravi Financial Management Services Private Limited; 8. STCI Finance Limited; 9. Tourism Finance Corporation of India Limited; and 10. UTI Trustee Company Private Limited.
<p>Sumit Bose</p> <p><i>Address:</i> Flat No. 902, Tower 21, Common Wealth Games Village, Near Akshardham, Laxmi Nagar, East Delhi 110 092, Delhi, India</p> <p><i>Designation:</i> Public Interest Director</p> <p><i>Occupation:</i> Professional</p> <p><i>Nationality:</i> Indian</p> <p><i>Tenure:</i> May 19, 2016 to May 18, 2019</p>	62	<p>Indian Companies:</p> <ol style="list-style-type: none"> 1. Coromandel International Limited; 2. HDFC Standard Life Insurance Company Limited; 3. Tata AIG General Insurance Company Limited; 4. UTI Asset Management Company Limited; and 5. Vidhi Centre for Legal Policy.

Name, Address, Designation, Occupation, Nationality, Tenure and DIN	Age	Other Directorships
<i>DIN:</i> 03340616		
<p>Vikramajit Sen</p> <p><i>Address:</i> E 13, Kalindi Colony, Delhi 110 065, India</p> <p><i>Designation:</i> Public Interest Director</p> <p><i>Occupation:</i> Professional</p> <p><i>Nationality:</i> Indian</p> <p><i>Tenure:</i> May 19, 2016 to May 18, 2019</p> <p><i>DIN:</i> 00866743</p>	66	<p>Indian Companies:</p> <ol style="list-style-type: none"> 1. DCM Shriram Limited
<p>Rajeshree Rajnikant Sabnavis</p> <p><i>Address:</i> 903, Akruti Erica, 9th Floor Shradhanand Road, Vile Parle (East) Mumbai 400 057 Maharashtra, India</p> <p><i>Designation:</i> Shareholder Director</p> <p><i>Occupation:</i> Professional</p> <p><i>Nationality:</i> Indian</p> <p><i>Tenure:</i> Liable to retire by rotation</p> <p><i>DIN:</i> 06731853</p>	46	Nil
<p>Sriprakash Kothari</p> <p><i>Address:</i> 11 Walnut Street Lexington MA 02421 USA</p> <p><i>Designation:</i> Shareholder Director</p> <p><i>Occupation:</i> Professional</p> <p><i>Nationality:</i> American</p> <p><i>Tenure:</i> Liable to retire by rotation</p> <p><i>DIN:</i> 06824003</p>	59	<p>Foreign companies:</p> <ol style="list-style-type: none"> 1. Monsoon Kitchens, USA; and 2. Trillium Asset Management.
<p>Thomas Lars Bendixen</p> <p><i>Address:</i> Flat A, 38 Bedford Place, London WC1B5JH GB</p> <p><i>Designation:</i> Shareholder Director</p>	55	<p>Foreign companies:</p> <ol style="list-style-type: none"> 1. Northwest Trust AB.

Name, Address, Designation, Occupation, Nationality, Tenure and DIN	Age	Other Directorships
<i>Occupation:</i> Service <i>Nationality:</i> Norwegian <i>Tenure:</i> Liable to retire by rotation <i>DIN:</i> 03595996		
Usha Sangwan <i>Address:</i> B6, Jeevan Jyot, Nepeansea Road, Setalvad lane, Mumbai 400 036, Maharashtra India <i>Designation:</i> Shareholder Director <i>Occupation:</i> Service <i>Nationality:</i> Indian <i>Tenure:</i> Liable to retire by rotation <i>DIN:</i> 02609263	58	Indian companies <ol style="list-style-type: none"> 1. Ambuja Cements Limited; 2. Axis Bank Limited; 3. LIC Cards Services Limited; 4. LICHFL Asset Management Company Limited; and 5. LIC Housing Finance Limited. Foreign companies: <ol style="list-style-type: none"> 1. Life Insurance Corporation (Lanka) Ltd; 2. Life Insurance Corporation (Nepal) Ltd; and 3. Life Insurance Corporation (Singapore) Pte. Ltd Corporations: <ol style="list-style-type: none"> 1. Life Insurance Corporation of India; and 2. General Insurance Corporation of India.

As per SECC Regulations, each of our Directors is appointed pursuant to approval of SEBI.

Brief profiles of our Directors

Sudhakar Rao is the Chairman and a Public Interest Director. He has been part of our Board since 2011. He holds a master's degree in Arts (Economics) from University of Delhi and a master's degree in Public Administration from Kennedy School of Government, Harvard University. He is a retired Indian Administrative Service (IAS) Officer and retired as the chief secretary of the State Government of Karnataka. He was awarded the Kannada Rajyotsava Award, under the public service category by the Government of Karnataka on November 1, 2010.

Ashishkumar Manilal Chauhan is the Managing Director and Chief Executive Officer. He has been part of our Board since 2012. He has completed his bachelors in technology in mechanical engineering from Indian Institute of Technology, Bombay. He has also completed a post graduate diploma in management from the Indian Institute of Management, Calcutta. At present, he is the chairperson of the board of governors of National Institute of Technology, Manipur. Prior to joining the Exchange, he has served on several committees constituted by Department of Posts, Direct Taxes, SEBI, Forward Market Commission and he was the group chief information officer of the Reliance Industries Limited. Ashishkumar was awarded the 'Skoch award – CEO of the year' award by Skoch Group. He was also awarded the 'Indian Business Leader of the Year' award in 2015 by PricewaterhouseCoopers and Horasis. Ashishkumar was felicitated as a guest of honour in a lecture meeting on 'Analysis of Tax Proposals in Finance Bill, 2015, presented by the Direct Taxes Committee of ICAI on March 2, 2015.

Dhirendra Swarup is a Public Interest Director. He has been part of our Board since 2014. He has a master's degree in Arts (History) from University of Delhi. Prior to joining the Exchange, he was a chairman of Pension Funds Regulatory and Development Authority. He is a retired civil servant retiring as Secretary (expenditure and budget) to the Ministry of Finance Government of India. He was also the chairman of task force created for supporting by the Financial Sector Legislative Reforms Commission, Ministry of Finance, Department of

Economic Affairs in the preparatory work for creation of the Public Debt Management Agency Committee. He was also the government nominee Director on the Board of SEBI.

Kasturirangan Krishnaswamy is a Public Interest Director. He has been part of our Board since 2015. He holds a bachelor's degree in Science with Honours and a master's degree of Science in Physics from Bombay University. He also holds a doctors' degree in Science (Honoraria Causa) from Indian Institute of Technology, Bombay. He received his doctor's degree in Experimental High Energy Astronomy in 1971 while working at the Physical Research Laboratory, Ahmedabad. He is presently the Chancellor of Jawaharlal Nehru University. He is an Honorary Professor of Physics at the Physical Research Laboratory, Ahmedabad and also at the Jawaharlal Nehru Centre for Advanced Research, Bangalore. He was a member of the Planning Commission, Government of India. Prior to joining the Exchange, he was a director of the National Institute of Advanced Studies and also a Member of Upper House (Rajya Sabha) of the Indian Parliament. He was also the chairman at Indian Space Research Organization. He has been conferred the award of "Officer de la Legion d'honneur" by the President of the French Republic. He has also received the Theodore Von Karman award from the International Academy of Astronautics and Allan D. Emil Memorial award for International Co-operation in Astronautics from International Astronautical Federation. He has been honoured with the highest Indian civilian awards, such as, Padma Shri, Padma Bhushan and Padma Vibhushan by the President of India.

Sethurathnam Ravi is a Public Interest Director. He has been part of our Board since 2016. He holds a bachelor's degree in science from Government Science College, Jabalpur and holds a masters degree in commerce from Rani Durgavatri Vishwavidyalaya, Jabalpur. He is a fellow member of the ICAI and also has completed a post qualification course in information systems audit from ICAI. He is the promoting and managing partner of Ravi Rajan & Co., Chartered Accountants. Prior to joining the Exchange he was a director of UCO Bank.

Sumit Bose is a Public Interest Director. He holds a degree of master of science in Social Policy and Planning in developing countries from the London School of Economics and Political Science, University of London. He also holds a masters degree in Arts (History) from University of Delhi. He has been part of our Board since 2016. Prior to joining the Exchange, he was a member of the Expenditure Management Commission set up to review the allocative and operational efficiencies of Government expenditure to achieve maximum output. He was also the Union Finance Secretary and Revenue Secretary in the Ministry of Finance, Government of India.

Vikramajit Sen is a Public Interest Director. He holds a bachelor's degree in Arts (History) from University of Delhi and a bachelor in law from University of Delhi. He has been part of our Board since 2016. Prior to joining the Exchange, he practiced in all the courts in Delhi, although primarily in the High Court of Delhi. He was appointed as an Additional Judge and Permanent Judge of Delhi High Court. He was appointed as acting Chief Justice – High Court of Karnataka and later appointed as a Judge of Supreme Court of India.

Rajeshree Rajnikant Sabnavis is a Shareholder Director appointed pursuant to SECC Regulations. She has been part of our Board since 2015. She holds a bachelor's degree in commerce from University of Bombay. She is a qualified chartered accountant from ICAI and a company secretary. She was a partner at BMR & Associates LLP. She is part of the Direct Taxation Committee with the Bombay Chamber of Commerce where she is a co-Chairperson. She has completed a training program on civil and commercial mediation and negotiation from Indian Institute of Corporate Affairs.

Sriprakash Kothari is a Shareholder Director appointed pursuant to SECC Regulations. He has been part of our Board since 2015. He holds a bachelor's degree in engineering (chemical engineering) from the Birla Institute of Technology & Science, Pilani and has completed a post graduate programme in Management from the Indian Institute of Management, Ahmedabad. He completed his doctorate in philosophy from University of Iowa, United States. He is currently the Deputy Dean and Gordon Y Billard Professor of Accounting and Finance at Massachusetts Institute of Technology. He is also an editor of the Journal of Accounting & Economics. He was a recipient of the American Institute of Certified Public Accounts and the Accounting Association's Notable Contributions to the Accounting Literature award. He has also received a degree of Doctor Of Business (Honoris Causa), from the University of Technology. He was awarded the Distinguished Alumnus Award in the category of Academic Teaching and Research from Birla Institute of Technology & Science, Pilani, in 2013.

Thomas Lars Bendixen is a Shareholder Director. He has been part of our Board since 2014. He holds a masters' degree in Law and Economics from the University of Stockholm and completed the Insead International Executive Programme in January 2000. He was a staff member of the executive office of Eurex Frankfurt AG between 2009 and August 2016. Prior to joining the Exchange, he was the corporate initiatives

officer at ISE Inc. in New York, chief executive officer of OMX Transaction NA, and chief executive officer of Swedgiro AB. and a corporate legal counsel of OMX AB in Stockholm.

Usha Sangwan is a Shareholder Director. She has been part of our Board since 2015. She holds a master's degree in economics from Panjab University and a post graduate diploma in human resource management from Indira Gandhi National Open University. She is the first woman managing director of Life Insurance Corporation of India. She has been featured in Forbes List of 50 most powerful Business Women in Asia in 2015. She has been awarded the "Women Leadership Award" in banking financial service and insurance sector by Institute of Public Enterprise and "Brand Slam Leadership Award" by CMO Asia.

Arrangement or understanding with major shareholders, customers, suppliers or others

Other than Thomas Lars Bendixen who has been nominated by Deutsche Börse and Usha Sangwan who has been nominated by LIC, India, none of our Directors or other members of senior management have been appointed pursuant to an understanding or arrangement with shareholders, customers, suppliers or others.

Terms of appointment of Managing Director

Ashishkumar Manilal Chauhan is currently the Managing Director and Chief Executive Officer of the Exchange. He was appointed by way of the Board resolution passed by circulation dated October 3, 2012 and shareholders' resolution dated July 30, 2013, SEBI approval letter dated November 1, 2012 and has entered into an employment agreement dated November 2, 2012 with the Exchange. The remuneration details in the employment agreement have been amended pursuant to SEBI approval dated May 20, 2014 and March 2, 2015 respectively and amendment agreements dated September 2, 2014 and April 15, 2015 respectively. Pursuant to the amendment dated April 15, 2015, following are the details of the remuneration paid to Ashishkumar Manilal Chauhan for Fiscal 2016:

Particulars	Remuneration
Basic salary	₹ 7,800,000
Special allowance	₹ 8,769,945
Leave travel expenses	₹ 600,000
Entitlement of medical expenses	₹ 240,000
Exchanged provided leased housing accommodation or 50% of basic salary towards house rent allowance and remaining amount to be adjusted to special allowance	₹ 3,900,000
Provident fund at 12% of basic salary	₹ 936,000
Ex- gratia at 14% of basic salary	₹ 1,092,000
Employer Contribution towards National Pension Scheme	₹ 780,000
Leave encashment	₹ 2,893,917
Perquisites	₹ 39,600
Total fixed	₹ 27,051,462
Variable pay based on performance**	₹ 5,632,965
Total*	₹ 32,684,427

*The payment of the remuneration is subject to compliance with provisions of Companies Act and rules thereunder and approval from Central Government or any other authority as the case may be.

**Total remuneration stated above is excluding unpaid 50% of the total variable pay as per the SECC Regulations.

Remuneration of Shareholder Directors and Public Interest Directors

The Public Interest Directors and Shareholders Directors were paid sitting fees for attending meetings of the Board and various committees of the Exchange in Fiscal 2016:

(₹ in million)		
Sr. No	Name of Director	Total amount of sitting fees paid in Fiscal 2016
Public Interest Directors		
1.	S. Ramadorai*	1.3

Sr. No	Name of Director	Total amount of sitting fees paid in Fiscal 2016
2.	Sudhakar Rao	1.6
3.	Dhirendra Swarup	1.8
4.	Sanjiv Misra*	1.3
5.	Kasturirangan Krishnaswamy	1.3
6.	S.H. Kapadia*	0.3
7.	Sethurathnam Ravi***	Nil
8.	Sumit Bose**	Nil
9.	Vikramajit Sen**	Nil
Shareholder Directors		
10.	Thomas Lars Bendixen [#]	1
11.	Usha Sangwan [#]	0.1
12.	Rajeshree Rajnikant Sabnavis	0.4
13.	Sriprakash Kothari	0.4

*ceased to be a Director

**appointed as a Director post March 31, 2016.

***appointed as a Director on February 5, 2016 and had not attended any meeting in Fiscal 2016.

[#] sitting fee to the Directors was paid through Deutsche Börse and LIC respectively pursuant to their confirmation to the Exchange.

Other than the variable components of the remuneration being paid to our Managing Director and Chief Executive Officer, none of our Directors or Key Management Personnel are eligible to be paid any contingent or deferred compensation for Fiscal 2016.

Changes in the Board of Directors in the last three years

Sr. No.	Name	Date of appointment	Date of cessation	Reason
1.	Vikramajit Sen	May 19, 2016	-	Appointment
2.	Sumit Bose	May 19, 2016	-	Appointment
3.	Sanjiv Misra	April 22, 2010	April 22, 2016	Completed tenure
4.	S. Ramadorai	March 8, 2010	March 8, 2016	Completed tenure
5.	Sethurathnam Ravi	February 5, 2016	-	Appointment
6.	S. H. Kapadia	January 29, 2013	January 5, 2016	Demise
7.	Sriprakash Kothari	September 4, 2015	-	Appointment
8.	Rajeshree Rajnikant Sabnavis	September 4, 2015	-	Appointment
9.	Usha Sangwan	September 4, 2015	-	Appointment
10.	Kasturirangan Krishnaswamy	January 23, 2015	-	Appointment
11.	Dhirendra Swarup	November 3, 2014	-	Appointment
12.	Thomas Lars Bendixen*	September 25, 2014	-	Appointment
13.	Keki M. Mistry	June 22, 2010	August 14, 2014	Resignation
14.	Andreas Preuss	May 29, 2010	August 1, 2014	Completed tenure

*Thomas Lars Bendixen was appointed as an alternate Director to Andreas Preuss on June 8, 2012 and ceased to act as an Alternate Director to Andreas Preuss with effect from June 20, 2014.

Service contracts

The Exchange has not entered into any service contracts, pursuant to which its officers, including its Directors and Key Managerial Personnel, are entitled to benefits upon termination of employment.

Bonus or profit-sharing plan of our Directors

Except for variable components of the remuneration based on performance payable to our Managing Director and Chief Executive Officer, none of our Directors are a party to any bonus or profit sharing plan by the Exchange.

Shareholding of our Directors in the Exchange

The Articles of Association do not require the Directors to hold any qualification shares.

None of our Directors hold any Equity Shares, as on the date of this Prospectus.

Shareholding of our Directors in our Subsidiaries and Group Companies

Other than our Managing Director and Chief Executive Officer who holds certain equity shares in some of our Subsidiaries as a nominee of the Exchange, none of our Directors hold any equity share in our Subsidiaries and Group Companies. For details on shareholding of our Managing Director and Chief Executive Officer in our Subsidiaries, please see "*Our Group Companies*" on page 196 of this Prospectus.

Appointment of any relatives of our Directors to an office or place of profit

None of the relatives of our Directors have been appointed to an office or place of profit.

Confirmations

None of our Directors are related to each other.

None of our Directors have been or are directors on the boards of listed companies that have been/ were delisted from stock exchanges in India.

None of our Directors have been or are directors on the boards of listed companies during the last five years preceding the date the Draft Red Herring Prospectus and the Red Herring Prospectus, whose shares have been suspended from being traded on BSE and/ or NSE.

None of our Directors have been declared as wilful defaulters by the RBI or any other statutory authorities.

Interest of Directors

All Directors, except the Managing Director, may be deemed to be interested to the extent of fees payable to them for attending meetings of the Board of Directors or a Committee thereof as well as to the extent of other remuneration and reimbursement of expenses payable to them under the Articles. The Managing Director and Chief Executive Officer may be deemed to be interested to the extent of remuneration payable to him for services rendered as an officer or employee of the Exchange. The Managing Director and Chief Executive Officer may also be deemed to be interested to the extent of equity shares held by him as nominee of the Exchange in some of our Subsidiaries.

The Directors may also be regarded as interested in the Equity Shares, if any, held by them or that may be subscribed by or allotted to the companies, firms and trusts, in which they are interested as directors, members, partners, trustees and promoters. None of our of the Directors will also be deemed to be interested to the extent of any dividend payable to them and other distributions in respect of the Equity Shares as they do not hold any Equity Shares in the Exchange as on the date of this Prospectus. Our Directors are not interested in the promotion of the Exchange.

The Directors have no interest in any property acquired by the Exchange within two years from the date of this Prospectus or proposed to be acquired, by the Exchange as of the date of this Prospectus.

Borrowing powers of our Board

In accordance with the Articles of Association, the Board may, borrow or raise any monies required for the purpose of the Exchange upon such terms and in such manner with or without security as it may determine.

In this regard, the Exchange, at its meeting of the Board dated May 14, 2014 has resolved that pursuant to the provisions of Section 292(1)(C) of the Companies Act, 1956 and Section 179(3) of Companies Act, 2013, the Board is authorised to borrow money for the purpose of the Exchange and availing overdraft/ line of credit facilities up to an amount of ₹ 8,000 million from Axis Bank Limited, Bank of India, HDFC Bank Limited, ICICI Bank Limited and State Bank of India or any other bank or financial institution, other body corporates against fixed deposits, bonds or debentures placed with the aforesaid banks or any other banks from time to time, upon such terms and conditions and with or without collateral security as the Board of Directors may think fit.

Corporate governance

The disclosure requirements and corporate governance norms as specified for listed companies shall *mutatis mutandis* apply to a recognised stock exchange. The Exchange is in compliance with the requirements of applicable regulations, specifically the Listing Regulations, the SECC Regulations, the Companies Act, and the ICDR Regulations, to the extent applicable, in respect of corporate governance particularly in relation to constitution of the Board and committees of our Board. The corporate governance framework is based on an effective independent Board, separation of the Board's supervisory role from the executive management team and constitution of the Board committees, each as required under law.

Our Board has been constituted in compliance with the provisions of the Companies Act, the SECC Regulations and the Listing Regulations. Currently, our Board has 11 Directors, comprising one Managing Director, six Public Interest Directors and four Shareholder Directors. Two of our Directors are women directors.

The Board of Directors functions either as a full board or through various committees constituted to oversee specific operational areas. The Exchange's executive management provides the Board of Directors detailed reports on its performance periodically.

Committees of the Board in accordance with the Listing Regulations and SECC Regulations

Audit Committee

The Audit Committee of our Board has been constituted in accordance with the applicable provisions of the Companies Act, the SECC Regulations and the Listing Regulations. The Audit Committee was first constituted on April 20, 2006 and was last re-constituted on July 20, 2016. The Audit Committee currently consists of the following members:

Sr. No.	Name of the Director	Designation	Position
1.	Dhirendra Swarup	Public Interest Director	Chairman
2.	Sumit Bose	Public Interest Director	Member
3.	Sethurathnam Ravi	Public Interest Director	Member
4.	Sudhakar Rao	Chairman and Public Interest Director	Member
5.	Sriprakash Kothari	Shareholder Director	Member
6.	Ashishkumar Manilal Chauhan	Managing Director and Chief Executive Officer	Permanent Invitee

Terms of reference:

1. oversight of the company's financial reporting process and the disclosure of its financial information to ensure that the financial statement is correct, sufficient and credible.
2. recommendation for appointment, remuneration and terms of appointment of auditors of the Company.
3. approval of payment to statutory auditors for any other services rendered by the statutory auditors.
4. review and monitor the auditor's independence and performance, and effectiveness of audit process.

5. reviewing, with the management, the annual financial statements and the auditors' report thereon, before submission to the Board for approval, with particular reference to:
 - (a) matters required to be included in the Director's Responsibility Statement to be included in the Board's report in terms of clause (c) of sub-section 3 of section 134 of the Companies Act, 2013.
 - (b) changes, if any, in accounting policies and practices and reasons for the same.
 - (c) major accounting entries involving estimates based on the exercise of judgement by management.
 - (d) significant adjustments made in the financial statements arising out of audit findings.
 - (e) compliance with listing and other legal requirements relating to financial statements.
 - (f) disclosure of any related party transactions.
 - (g) qualifications in the draft audit report.
6. reviewing, with the management, the quarterly, financial statements before submission to the board for approval.
7. to review the financial statements, in particular, the investments made by the unlisted subsidiary company.
8. reviewing, with the management, the statement of uses / application of funds raised through an issue (public issue, rights issue, preferential issue, etc.), the statement of funds utilized for purposes other than those stated in the offer document/ prospectus/ notice and the report submitted by the monitoring agency monitoring the utilisation of proceeds of a public or rights issue, and making appropriate recommendations to the Board to take up steps in this matter.
9. to formulate the scope, functioning, periodicity and methodology for conducting the internal audit in consultation with the Internal Auditor.
10. reviewing with management, performance of statutory and internal auditors, and adequacy of the internal control systems.
11. reviewing the adequacy of internal audit function, if any, including the structure of the internal audit department, staffing and seniority of the official heading the department, reporting structure coverage and frequency of internal audit.
12. discussion with internal auditors any significant findings and follow up there on.
13. reviewing the findings of any internal investigations by the internal auditors into matters where there is suspected fraud or irregularity or a failure of internal control systems of a material nature and reporting the matter to the board.
14. discussion with statutory auditors before the audit commences, about the nature and scope of audit as well as post-audit discussion to ascertain any area of concern.
15. to look into the reasons for substantial defaults in the payment to the depositors, debenture holders, shareholders (in case of non payment of declared dividends) and creditors.
16. to review the functioning of the Whistle Blower Mechanism.
17. approval of appointment of Chief Financial Officer (i.e., the whole-time Finance Director or any other person heading the finance function or discharging that function) after assessing the qualifications, experience & background, etc. of the candidate.
18. valuation of undertakings or assets of the Exchange, wherever it is necessary.

19. scrutiny of inter-corporate loans and investments.
20. evaluation of internal financial controls and risk management systems.
21. approval or any subsequent modification of transactions of the company with related parties.
22. to appoint a person having such qualifications and experience and registered as a valuer in such manner, on such terms and conditions as may be prescribed and appointed by the audit committee for valuation, if required to be made, in respect of any property, stocks, shares, debentures, securities or goodwill or any other assets or net worth of a company or its liabilities.
23. to ensure proper system for storage, retrieval, display or printout of the electronic records as deemed appropriate and such records shall not be disposed of or rendered unusable, unless permitted by law provided that the back-up of the books of account and other books and papers of the company maintained in electronic mode, including at a place outside India, if any, shall be kept in servers physically located in India on a periodic basis.
24. carrying out any other function as is mentioned in the terms of reference of the Audit Committee.

The Audit Committee met four times in Fiscal 2016.

Nomination and Remuneration / Compensation Committee

The Nomination and Remuneration / Compensation Committee of our Board has been constituted to, amongst others, identify persons who are qualified to become directors and who may be appointed in senior management positions in accordance with the criteria laid down and to make recommendations to the Board in this regard and to carry out evaluation of Directors' performance. The Nomination and Remuneration / Compensation Committee was first constituted as the Remuneration Committee on April 20, 2006 and was last re-constituted on July 20, 2016. The current members of the Nomination and Remuneration / Compensation Committee are as follows:

Sr. No.	Name of the Director	Designation	Position
1.	Dhirendra Swarup	Public Interest Director	Chairman
2.	Sudhakar Rao	Chairman and Public Interest Director	Member
3.	Kasturirangan Krishnaswamy	Public Interest Director	Member
4.	Thomas Lars Bendixen	Shareholder Director	Member
5.	Usha Sangwan	Shareholder Director	Member
6.	Ashishkumar Manilal Chauhan	Managing Director and Chief Executive Officer	Permanent Invitee

Terms of reference:

1. formulate the criteria for determining qualifications, positive attributes and independence of a director and recommend to the Board a policy, relating to the remuneration for the directors, key managerial personnel under Companies Act, 2013 and other employees;
2. devising a policy on Board diversity;
3. formulation of criteria for evaluation of independent directors and the Board;
4. decide on the compensation policy of the Exchange;
5. determine the duration of appointment and compensation payable to Exchange's Managing Director and Whole Time Directors ; and
6. decide on the policy relating to duration of appointment and policy relating to compensation payable to key management personnel under SECC Regulations and Companies Act, 2013 other than MD and decide on policy relating to evaluation of their performance.

The Nomination and Remuneration / Compensation Committee met three times in Fiscal 2016.

Stakeholder Relationship / Share Allotment Committee

The Stakeholder Relationship / Share Allotment Committee has been constituted for allotment of shares of the Exchange issued / to be issued, from time to time and to look into the redressal of shareholder and investors complaints and is also in line with the prevailing guidelines on corporate governance. The Stakeholder Relationship / Share Allotment Committee was first constituted on April 20, 2006 and was last re-constituted on July 20, 2016. The current members of the Stakeholder Relationship / Share Allotment Committee are:

Sr. No.	Name of the Director	Designation	Position
1.	Rajeshree Rajnikant Sabnavis	Shareholder Director	Chair-person
2.	Sethurathnam Ravi	Public Interest Director	Member
3.	Ashishkumar Manilal Chauhan	Managing Director and Chief Executive Officer	Member
4.	Sriprakash Kothari	Shareholder Director	Member

Terms of reference:

1. to allot shares/securities from time to time;
2. to consider all matters pertaining to securities, including but not limited to – offer of securities, allotment of securities, issue of securities, crediting of securities in depository system, listing / de-listing of securities on / from stock exchange(s) in India or abroad, transfer of securities, transmission of securities, demat of securities, remat of securities, issue of duplicate securities certificate, consolidation of securities certificates, split of securities certificate and to do all acts required to be done under the applicable rules, regulations and guidelines, from time to time and to consider matters incidental thereto;
3. to monitor the shareholding pattern and related reports on securities;
4. to approve the opening, operations and closure of bank accounts for payment of interest, dividend and issue / redemption of securities and to authorize officials to open, operate and close the said accounts from time to time;
5. to appoint / change and fix the fees and other charges payable to the Registrar and Transfer Agents (RTA) for handling the work relating to securities and to delegate powers to the RTA as may be deemed fit and to monitor all activities of the RTA;
6. to consider and resolve the matters/grievances of shareholders/ investors in regard to the following:
 - (a) transfer of shares.
 - (b) non-receipt of dividends.
 - (c) non-receipt of shares in demat account.
 - (d) non-receipt of annual report
 - (e) any other matter of shareholder / investor grievance; and
 - (f) to delegate any of the aforesaid matters to Director(s) / official(s) and / or the officials of the RTA, as the Committee may deem fit.

The Stakeholder Relationship / Share Allotment Committee met two times in Fiscal 2016.

Risk Management Committee

The Risk Management Committee has been constituted to have an overall responsibility for overseeing and reviewing risk management across the organization following a committee of sponsoring organization of the Treadway commission approach for risk management. The Risk Management Committee was first constituted

on September 24, 2015 and was last re-constituted on July 20, 2016. The current attendees of the Risk Management Committee are:

Sr. No.	Name of the Director	Designation	Position
1.	Sumit Bose	Public Interest Director	Chairman
2.	Sethurathnam Ravi	Public Interest Director	Member
3.	Thomas Lars Bendixen	Shareholder Director	Member
4.	Usha Sangwan	Shareholder Director	Member
5.	Ashishkumar Manilal Chauhan	Managing Director and Chief Executive Officer	Permanent Invitee
6.	Nehal Vora	Chief Regulatory Officer	KMP
7.	V. Balasubramaniam	Managing director of IIEL	KMP
8.	Nayan Mehta	Chief Financial Officer	KMP

Terms of reference:

1. review of strategic risks arising out of adverse business decisions and lack of responsiveness to changes;
2. review of operational risks;
3. review of financial and reporting risks;
4. review of compliance risks;
5. review or discuss Exchange's risk philosophy and the quantum of risk, on a broad level, BSE, as an organization is willing to accept in pursuit of stakeholder value;
6. review the extent to which management has established effective enterprise risk management at the Exchange;
7. inquiring about existing risk management processes and review the effectiveness of those processes in identifying, assessing, and managing the Exchange's most significant enterprise-wide risk exposures;
8. review the Exchange's portfolio of risk and consider it against the BSE's risk appetite by reviewing integration of strategy and operational initiatives with enterprise-wide risk exposures to ensure risk exposures are consistent with overall appetite for risk; and
9. review periodically key risk indicators and management response thereto.

The Risk Management Committee met once in Fiscal 2016.

Independent Directors / Public Interest Directors Committee

The Independent Directors / Public Interest Directors Committee of the Board have been constituted pursuant to the provisions of the Companies Act and the SECC Regulations. The Independent Directors / Public Interest Directors Committee was first constituted on May 22, 2014 and was last re-constituted on July 20, 2016. The current members of the Independent Directors / Public Interest Directors Committee are:

Sr. No.	Name of the Director	Designation	Position
1.	Sudhakar Rao	Chairman and Public Interest Director	Chairman
2.	Sethurathnam Ravi	Public Interest Director	Member
3.	Sumit Bose	Public Interest Director	Member
4.	Vikramajit Sen	Public Interest Director	Member
5.	Dhirendra Swarup	Public Interest Director	Member
6.	Kasturirangan Krishnaswamy	Public Interest Director	Member

Terms of Reference:

The role of the Independent Directors / Public Interest Directors Committee includes:

1. review status of compliance with SEBI letters and circulars;
2. review the functioning of regulatory departments including the adequacy of resources dedicated to regulatory functions;
3. prepare a report, on the working of the other committees where they are also the members. The report should be circulated to the other Public Interest Directors;
4. a consolidated report to be submitted to the governing board of the stock exchange;
5. identify important issues which may involve conflict of interest for the stock exchange or may have significant impact on the market and report the same to SEBI;
6. review the performance of non-independent Directors and the Board;
7. review the performance of the chairperson of the Exchange, taking into account the views of the executive directors and non-executive directors; and
8. assess the quality, quantity and timeliness of flow of information between the management of the Exchange and the Board that is necessary for the Board to effectively and reasonably perform their duties.

The Independent Directors / Public Interest Directors Committee met two times in Fiscal 2016.

CSR Committee

The CSR Committee has been constituted pursuant to provisions of Companies Act, 2013. The CSR Committee was first constituted on March 11, 2014 and was last re-constituted on July 20, 2016. The current members of the CSR Committee are:

Sr. No.	Name of the Director	Designation	Position
1.	Sudhakar Rao	Chairman and Public Interest Director	Chairman
2.	Vikramajit Sen	Public Interest Director	Member
3.	Kasturirangan Krishnaswamy	Public Interest Director	Member
4.	Sriprakash Kothari	Shareholder Director	Member
5.	Ashishkumar Manilal Chauhan	Managing Director and Chief Executive Officer	Permanent Invitee

Terms of reference:

The role of Corporate Social Responsibility Committee is as follows:

1. formulate and recommend to the Board, a Corporate Social Responsibility Policy which shall indicate the activities to be undertaken by the Exchange as per schedule VII of the Companies Act;
2. recommend the amount of expenditure to be incurred on CSR activities referred above; and
3. monitor the Corporate Social Responsibility Policy of the Exchange from time to time.

The CSR Committee met three times in Fiscal 2016.

Other committees of the Board:

In addition to the above committees, the Exchange has also constituted the following statutory committees of the Board required as per SECC Regulations:

1. Advisory Committee;
2. Arbitration Committee;
3. Board IPO Committee
4. Defaulters' Committee;
5. Delisting Committee;

6. Disciplinary Action Committee;
7. Ethics Committee;
8. Independent Oversight Committee of the Governing Board for Listing Function;
9. Independent Oversight Committee of the Governing Board for Member Regulation;
10. Independent Oversight Committee of the Governing Board for Trading and Surveillance Function;
11. Investor Grievance Redressal Committee;
12. Investor Services Committee;
13. Listing Committee
14. Membership Selection Committee;
15. Standing Committee on Technology; and
16. Sub-Committee for Monitoring Compliance of suggestions given in SEBI inspection report.

Committee of our shareholders

In addition to the committees of our Board, the shareholders of the Exchange have constituted the Advisory Committee of Shareholders for the purposes of the Offer.

The Advisory Committee of the Shareholders has been constituted on September 7, 2016. In accordance with the OFS Scheme, the Exchange is required to set up an Advisory Committee of Shareholders, comprising of the selling shareholders or their duly appointed representatives. The members of the Advisory Committee of Shareholders are required to be nominated by the Board, in consultation with the Listing Committee based on certain objective criteria, including:

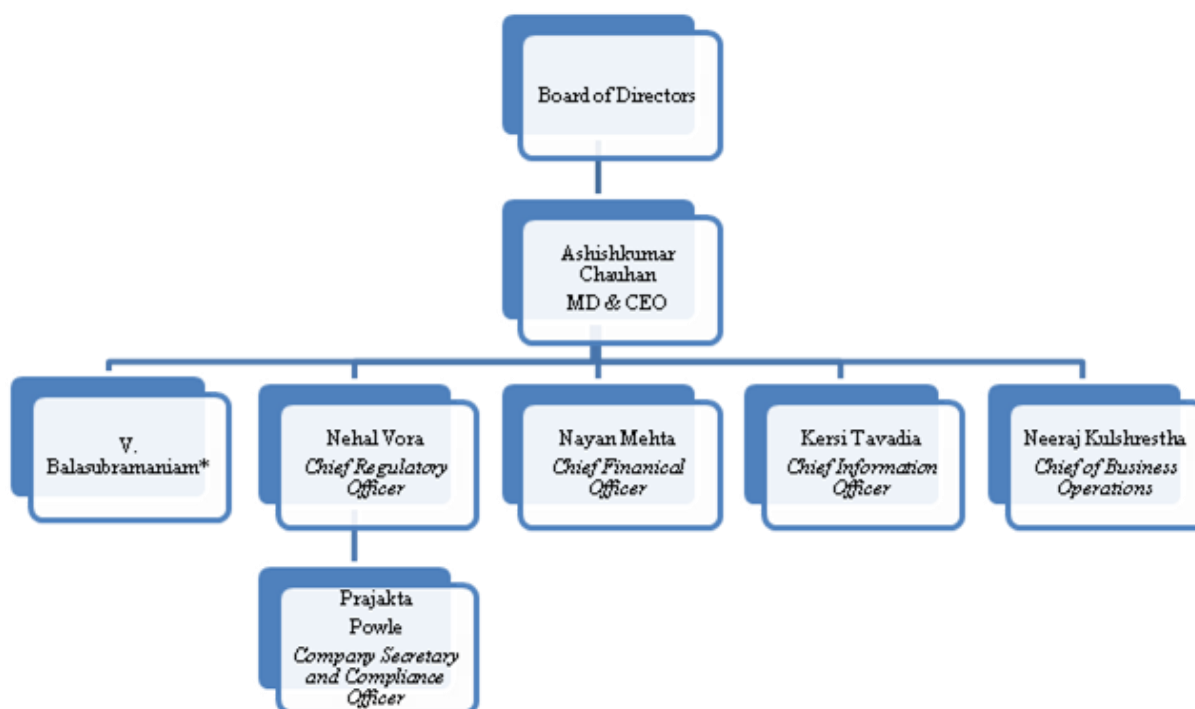
- (a) number of equity shares tendered by the Selling Shareholders;
- (b) representative of a single or multiple categories of Selling Shareholders; and
- (c) relevant experience in financial and securities market related matters.

On the basis of the above criteria, the members of the Advisory Committee of Shareholders are

1. Heath Watkin (representative of Atticus Mauritius Ltd.);
2. Rahul Mehta (representative of GKFF Ventures);
3. Inder Soni (representative of Acacia Banyan Partners Limited);
4. Gautam Sehgal (representative of Bajaj Holdings and Investment Limited);
5. Ashish Shukla (representative of Nadathur Estates Private Limited); and
6. Siddharth Shah (Selling Shareholder and former chairman of BSE Brokers' Forum)

The terms of reference of the Advisory Committee of Shareholders is to provide recommendations to the Board in relation to decisions for the Offer process, specifically in relation to pricing, timing and size of the Offer. The role of the Advisory Committee of Shareholders is recommendatory in nature and all decisions in relation to the Offer shall ultimately vest with the Exchange, as the issuing company and the duly constituted power of attorney holder.

Management organisation structure



* Appointed as the managing director of IIEL.

Key Management Personnel

The details of the Key Management Personnel other than our Managing Director and Chief Executive Officer (whose details are set above on page 192 of this Prospectus, as on the date of this Prospectus, are set out below.

V. Balasubramaniam, the managing director of IIEL has completed his bachelors in commerce and masters in commerce from the University of Bombay. He is a member of the Institute of Cost Accountants of India and has completed his diploma in business finance from the Institute of Chartered Financial Analysts of India. He has qualified as a certified Information Systems Auditor. Prior to joining the Exchange, he was employed with Mukand Limited, Cadbury India Limited, Nuclear Power Corporation and Reliance Group. He had joined the Exchange as Head - Special Initiatives reporting to the Managing Director and CEO. As part of this responsibility, he worked as the chief operating officer of United Stock Exchange, a start-up exchange on the currency derivatives market space and successfully managed the launch of this exchange until November 2010. He is currently in-charge of setting up of the IIEL in Gujarat International Finance Tec-city. He has been with the Exchange since September 24, 2009. In Fiscal 2016, V. Balasubramaniam was paid ₹ 13 million as remuneration in his capacity as the *erstwhile* Chief Business Officer of the Exchange.

Nehal Vora, the Chief Regulatory Officer of the Exchange has completed his bachelors in commerce from the HR College of Commerce and Economics in 1994 and completed his masters in management studies from the Narsee Monjee Institute of Management Studies, University of Mumbai. Prior to joining the Exchange, he worked with various departments in SEBI. He also served as a director, law and compliance at DSP Merrill Lynch Ltd. As a Chief Regulatory Officer, he heads all the regulatory functions of the Exchange which includes membership compliance, surveillance, inspection, investigation, regulatory communication, investor services, listing compliance and regulatory legal. He has been with the Exchange since July 20, 2009. In Fiscal 2016, Nehal Vora was paid ₹ 13 million as remuneration.

Nayan Mehta the Chief Financial Officer of the Exchange and is a qualified Chartered Accountant, as well as a Cost and Works Accountant. Prior to joining the Exchange, he has also worked at Credit Analysis and Research Limited. He has been with the Exchange since January 19, 2012. In Fiscal 2016, Nayan Mehta was paid ₹ 6.5 million as remuneration.

Kersi Tavadia the Chief Information Officer of the Exchange and has completed his bachelor of science degree from K. C. College in 1983. He has a postgraduate diploma in computer science from the Datamatics Institute of Management and masters of financial management from Narsee Monjee Institute of Management Studies, University of Mumbai. He is also a certified information security manager from the institute of Information Systems Audit and Control Association. Prior to joining the Exchange, Kersi Tavadia was employed with Log-in Utility and Investmart Financial Services Limited. He was also employed with Marketplace Technologies Private Limited. He has been with the Exchange since October 25, 2010. In Fiscal 2016, Kersi Tavadia was paid ₹ 6.7 million as remuneration.

Neeraj Kulshrestha, the Chief of Business Operations of the Exchange. He holds a master's degree in business administration from Institute of Management Studies, Indore. Prior to joining the Exchange, he was associated with Morgan Stanley India Company Private Limited as an executive director in the firmwide operations division. He has been with the Exchange since May 5, 2015. In Fiscal 2016, Neeraj Kulshrestha was paid ₹ 5.9 million as remuneration.

Prajakta Powle the Company Secretary and Compliance Officer of the Exchange. She holds a bachelor's degree in commerce from University of Mumbai. She holds a bachelor's degree in law from Government Law College, University of Mumbai. She is a qualified Company Secretary. As she joined our Exchange as the Company Secretary and Compliance Officer on September 7, 2016, she has not been paid any remuneration in Fiscal 2016.

None of the Key Management Personnel are related to each other.

Other than V. Balasubramaniam, all the Key Management Personnel are permanent employees of the Exchange.

Service Contracts

No service contracts have been entered into with any Key Management Personnel for provisions of benefits or payments of any amount upon termination of employment.

Shareholding of Key Management Personnel

As on the date of this Prospectus, none of our Key Management Personnel hold any Equity Shares.

Bonus or profit sharing plan of the Key Management Personnel

None of the Key Management Personnel is party to any bonus or profit sharing plan of the Exchange other than the performance linked incentives given to them.

Interests of Key Management Personnel

In addition to the disclosure above in relation to the interest of our Managing Director and Chief Executive Officer, none of the Key Managerial Personnel have any interest in the Exchange other than to the extent of the remuneration or benefits to which they are entitled to as per their terms of appointment and the reimbursement of expenses incurred by them during the ordinary course of business.

None of the Key Management Personnel have been paid any consideration of any nature from the Exchange or our Subsidiaries on whose rolls they are employed, other than their remuneration. Some of our Key Management Personnel hold certain equity shares in our Subsidiaries as nominees of the Exchange. For details of shareholding of our Key Management Personnel in our Subsidiaries, please see "*Our Group Companies*" on page 196 of this Prospectus.

Changes in the Key Management Personnel

Except for the changes to our Board of Directors, as set forth under "*Changes in the Board of Directors in the last three years*" herein above, and the transfer of our *erstwhile* Chief Business Officer, V. Balasubramaniam, to IIEL, wherein he is the managing director of IIEL, the changes in the Key Management Personnel in the last three years prior to the date of filing of this Prospectus are as follows:

Sr. No.	Name	Designation	Date of appointment	Date of cessation	Reason
1.	Prajakta Powle	Company Secretary and Compliance Officer	September 7, 2016	-	Appointment
2.	Neena Jindal	Company Secretary	September 17, 2010	September 7, 2016	Resignation
3.	Neeraj Kulshrestha	Chief of business operations	May 5, 2015	-	Appointment

Payment or benefit to officers of the Exchange

Other than benefits and performance incentives which are part of the terms of employment, no non-salary amount or benefit has been paid or given within the two preceding years or is intended to be paid or given to any of the Exchange's employees including the Key Management Personnel and our Directors.

Employee stock option plan

As on the date of this Prospectus, the Exchange does not have any employee stock option plans or schemes.

OUR PROMOTER AND PROMOTER GROUP

The Exchange is professionally managed and does not have an identifiable promoter in terms of the ICDR Regulations and there are no shareholders who control individually or as a group, 15% or more of the voting rights of the Exchange. Consequently, it has no 'promoter group' in terms of the ICDR Regulations. For further details in relation to the management of the Exchange, please see "*Our Management*" and for details of the Demutualisation Scheme, please see "*History and Certain Corporate Matters*" on pages 177 and 169 of this Prospectus, respectively.

OUR GROUP COMPANIES

I. Group Companies

Our Board has by way of a resolution dated September 7, 2016, approved that other than entities covered under accounting standards, there are no categories of entities which are material to the Exchange and ought to be classified as group companies of the Exchange.

Further, as we do not have any identifiable promoter, no interest is held in our Group Companies by the promoters.

Unless otherwise specifically stated, none of our Group Companies described below (i) are listed on any stock exchange; (ii) have completed any public or rights issue since the date of its incorporation; (iii) have become a sick company within the meaning of SICA; (iv) are under winding-up; (v) have become defunct; (vi) have made an application to the relevant registrar of companies in whose jurisdiction such Group Company is registered in the five years preceding the date of filing the Draft Red Herring Prospectus with SEBI, for striking off its name; (vii) have received any significant notes on the financial statements from the auditors; or (viii) had negative net worth as of the date of their last audited financial statements.

For details on outstanding litigation against our Group Companies and material developments pertaining to our Group Companies, please see “*Outstanding Litigation and Material Developments - Litigation involving our Group Companies*” on page 544 of this Prospectus.

As of the date of this Prospectus, the Exchange has 15 Subsidiaries and one Joint Venture.

Top five unlisted Group Companies of the Exchange by turnover

1. Central Depository Services (India) Limited (“CDSL”)

Corporate information

CDSL is a direct Subsidiary and was incorporated as a public limited company under the Companies Act, 1956. CDSL received a certificate of incorporation dated December 12, 1997 and a certificate of commencement of business dated December 19, 1997 from the RoC. Its registered office is situated at 17th Floor, Phiroze Jeejeebhoy Towers, Dalal Street, Mumbai 400 001, Maharashtra, India.

Nature of business

The main objects of CDSL entail, amongst other things, carrying on the business of setting up, operating and maintaining a national depository system, regional depository system, sub-depositories scripless trading system, providing custodial facilities in respect of shares, stocks, bonds, etc., maintaining an accounting system for shares, stocks, bonds or other securities, maintaining depository systems for holding/ maintaining information and records in electronic form, including records in electronic form for, among other institutions, document management and electronic depository of certificates for educational institutions of central / state governments and other private entities, Central Record Keeping Agency (“CRA”) for the New Pension Scheme of the Pension Fund Regulatory and Development Authority.

Capital structure

The authorised share capital of CDSL is ₹ 1,500,000,000 divided into 150,000,000 equity shares of ₹ 10 each and the issued, subscribed and paid-up share capital is ₹ 1,045,000,000 divided into 104,500,000 equity shares of ₹ 10 each.

Shareholding pattern

The shareholding pattern of CDSL as on the date of this Prospectus is as follows:

Sr. No.	Name of shareholder	Number of shares	Percentage (%)
1.	BSE	52,297,850	50.1
2.	State Bank of India	10,000,000	9.6
3.	HDFC Bank Limited	7,500,000	7.2
4.	Standard Chartered Bank Limited	7,500,000	7.2
5.	Canara Bank	6,744,600	6.4
6.	Bank of India	5,820,000	5.6
7.	Bank of Baroda	5,300,000	5.1
8.	Life Insurance Corporation of India	4,336,750	4.2
9.	Union Bank of India	2,000,000	1.9
10.	Bank of Maharashtra	2,000,000	1.9
11.	The Calcutta Stock Exchange Limited	1,000,000	0.9
12.	Anand Rathi Financial Services Limited	500	0*
13.	Motilal Oswal Securities Limited	100	0*
14.	PDJ Securities Limited	100	0*
15.	Asit C. Mehta Investment Intermediaries Limited	100	0*
	Total	104,500,000	100

*Negligible shareholding as a percentage of the paid up equity share capital of CDSL.

Financial Performance

Brief financial details of CDSL, extracted from its audited accounts, for the past three financial years are as follows:

Particulars	(₹ in million except per share data)		
	FY 2016	FY 2015	FY 2014
Equity capital	1,045	1,045	1,045
Reserves and surplus (excluding revaluation reserve)	2,617.1	2,297.6	2,226.9
Total revenue	1,160.8	1,052	1,054.5
Profit/(loss) after tax	634	347.4	414
Basic EPS (in ₹)	6.1	3.3	3.9
Diluted EPS (in ₹)	6.1	3.3	3.9
Net asset value per share (in ₹)	35	32	31.3

There are no accumulated losses/ profits of CDSL not accounted for by the Exchange in the Restated Consolidated Financial Information.

2. Indian Clearing Corporation Limited (“ICCL”)

Corporate information

ICCL is a direct Subsidiary and was incorporated as a public limited company under the Companies Act, 1956. ICCL received a certificate of incorporation dated April 26, 2007 and a certificate of commencement of business dated December 13, 2007 from the RoC. Its registered office is situated at 25th Floor, P. J. Towers, Dalal Street, Mumbai 400 001, Maharashtra, India.

Nature of business

The main objects of ICCL entail, amongst other things, setting up and undertaking the business of clearing and settlement of shares, debentures, bonds, units and other securities and promoting and assisting in all activities in relation to the stock exchanges, money markets, financial markets, securities markets, capital markets and to act as a custodial and depository participant.

Capital structure

The authorised share capital is ₹ 5,000,000,000 divided into 5,000,000,000 equity shares of ₹ 1 each and the issued, subscribed and paid-up share capital is ₹ 3,540,000,000 divided into 3,540,000,000 equity shares of ₹ 1 each.

Shareholding pattern

The shareholding pattern of ICCL as on the date of this Prospectus is as follows:

Sr. No.	Name of the shareholder	Number of shares	Percentage (%)
1.	BSE	3,539,999,994	100
2.	Nehal Vora (nominee of BSE)	1	0*
3.	Neena Jindal (nominee of BSE)	1	0*
4.	Girish Joshi (nominee of BSE)	1	0*
5.	Nayan Mehta (nominee of BSE)	1	0*
6.	Rajesh Saraf (nominee of BSE)	1	0*
7.	Kersi Tavadia (nominee of BSE)	1	0*
	Total	3,540,000,000	100

*Negligible shareholding as a percentage of the paid up equity share capital of ICCL.

Financial Performance

Brief financial details of ICCL, extracted from its audited accounts, for the past three financial years are as follows:

Particulars	(₹ in million except per share data)		
	FY 2016	FY 2015	FY 2014
Equity capital	3,540	3,540	3,540
Reserves and surplus (excluding revaluation reserve)	1,274.7	1,117.4	1,077.2
Total revenue	696	904.1	911
Profit/(loss) after tax	482.9	634.3	604.9
Basic EPS (in ₹)	0.1	0.2	0.2
Diluted EPS (in ₹)	0.1	0.2	0.2
Net asset value per share (in ₹)	1.4	1.3	1.3

There are no accumulated losses/ profits of ICCL not accounted for by the Exchange in the Restated Consolidated Financial Information.

3. Marketplace Technologies Private Limited (“Marketplace Technologies”)

Corporate information

Marketplace Technologies is a direct Subsidiary and was incorporated as ‘ENC Software Solutions Private Limited’ on April 29, 2005, as a private limited company under the Companies Act, 1956 and its name was changed to ‘Marketplace Technologies Private Limited’ pursuant to a fresh certificate of incorporation dated March 20, 2007 from the RoC. Its registered office is situated at 25th Floor, P. J. Towers, Dalal Street, Mumbai 400 001, Maharashtra, India.

Nature of business

The main objects of Marketplace Technologies entail, amongst other things, the development, consultation and support services in computer software, hardware, information technology, electronic commerce, software technology park and establishing, promoting, assisting in providing electronic, automated, facilities for trading, clearing, settlement, risk management in all types of direct and derived commodities, securities, financial instruments, merchandise and services, goods and all other contracts and instruments including financial instruments.

Capital structure

The authorised share capital of Marketplace Technologies comprises ₹ 70,000,000 divided into 50,000,000 equity shares of ₹ 1 each and 20,000,000 preference shares of ₹ 1 each and the issued, subscribed and paid-up share capital is ₹ 50,000,000 divided into 50,000,000 equity shares of ₹ 1 each.

Shareholding pattern

The shareholding pattern of Marketplace Technologies as on the date of this Prospectus is as follows:

Sr. No.	Name of shareholder	Number of shares	Percentage (%)
1.	BSE	49,999,990	100
2.	Nehal Vora (nominee of BSE)	2	0*
3.	Pranav Trivedi (nominee of BSE)	2	0*
4.	Animesh Jain (nominee of BSE)	2	0*
5.	Kersi Tavadia (nominee of BSE)	2	0*
6.	Amit Mahajan (nominee of BSE)	1	0*
7.	Shankar Jadhav (nominee of BSE)	1	0*
	Total	50,000,000	100

*Negligible shareholding as a percentage of the paid up equity share capital of Marketplace Technologies.

Financial Performance

Brief financial details of Marketplace Technologies, extracted from its audited accounts, for the past three financial years are as follows:

(₹ in million except per share data)

Particulars	FY 2016	FY 2015	FY 2014
Equity capital	20	20	20
Reserves and surplus (excluding revaluation reserve)	224.1	200.1	178.5
Total revenue	287.5	257.5	251
Profit/(loss) after tax	24	21.9	26.5
Basic EPS (in ₹)	1.2	1.1	1.3
Diluted EPS (in ₹)	1.2	1.1	1.3
Net asset value per share (in ₹)	12.2	11	9.9

There are no accumulated losses/ profits of Marketplace Technologies not accounted for by the Exchange in the Restated Consolidated Financial Information.

4. CDSL Ventures Limited (“CDSL Ventures”)

Corporate information

CDSL Ventures is an indirect Subsidiary and was incorporated as a public limited company under the Companies Act, 1956. CDSL Ventures received a certificate of incorporation dated on September 25, 2006 and a certificate of commencement of business dated November 14, 2006 from the RoC. Its registered office is situated at 17th Floor, Phiroze Jeejeebhoy Towers, Dalal Street, Fort, Mumbai 400 001, Maharashtra, India.

Nature of business

The main objects of CDSL Ventures entail, amongst other things, setting up and maintaining an electronic system with suitable electronic connectivity for creating, holding or maintaining any information or records in electronic form, excluding any activity to be carried on by a depository, for, among other institutions, document management and electronic depository of certificates for educational institutions of central / state governments and other private entities, CRA for New Pension Scheme of Pension Fund Regulatory and Development Authority, etc. and to carry out the activities of a KYC registration agency.

Capital structure

The authorised share capital of CDSL Ventures is ₹ 50,000,000 divided into 5,000,000 equity shares of ₹ 10 each and the issued, subscribed and paid-up share capital is ₹ 45,000,000 divided into 4,500,000 equity shares of ₹ 10 each.

Shareholding pattern

The shareholding pattern of CDSL Ventures as on the date of this Prospectus is as follows:

Sr. No.	Name of shareholder	Number of shares	Percentage (%)
1.	CDSL	4,499,994	100
2.	Jaydeep Dutta (jointly with CDSL)	1	0*
3.	Cyrus Dinshaw Khambata (jointly with CDSL)	1	0*
4.	Sunil Gregory Alvares (jointly with CDSL)	1	0*
5.	Nayana Mandar Ovalekar (jointly with CDSL)	1	0*
6.	Bharat Sheth (jointly with CDSL)	1	0*
7.	Ramkumar K. (jointly with CDSL)	1	0*
	Total	4,500,000	100

*Negligible shareholding as a percentage of the paid up equity share capital of CDSL Ventures.

Financial Performance

Brief financial details of CDSL Ventures, extracted from its audited accounts, for the past three financial years are as follows:

(₹ in million except per share data)

Particulars	FY 2016	FY 2015	FY 2014
Equity capital	45	30	30
Reserves and surplus (excluding revaluation reserve)	617.7	522.6	430.2
Total revenue	223.8	200.5	162.9
Profit/(loss) after tax	110.1	92.4	77.2
Basic EPS (in ₹)	24.5	30.8	25.7
Diluted EPS (in ₹)	24.5	30.8	25.7
Net asset value per share (in ₹)	147.3	184.2	153.4

There are no accumulated losses/ profits of CDSL Ventures not accounted for by the Exchange in the Restated Consolidated Financial Information.

5. BSE Institute Limited (“BSE Institute”)

Corporate information

BSE Institute is a direct Subsidiary and was incorporated as ‘BSE Training Institute Limited’, a public limited company under the Companies Act, 1956 and its name was changed to ‘BSE Institute Limited’ pursuant to a fresh certificate of incorporation issued by RoC dated November 9, 2011. BSE Institute received a certificate of incorporation dated September 28, 2010 and a certificate of commencement of business dated January 4, 2011 from the RoC. Its registered office is situated at 25th Floor, P. J. Towers, Dalal Street, Mumbai 400 001, Maharashtra, Mumbai.

Nature of business

The main objects of BSE Institute entail, amongst other things, offering learning solutions to individuals, corporate, universities and other in India and abroad and offering specialised cutting edge training solutions, testing services for skill upgradation and for creating talent supply chain for the industry.

Capital structure

The authorised share capital of BSE Institute is ₹ 500,000,000 divided into 500,000,000 equity shares of ₹ 1 each. The issued, subscribed and paid-up share capital is ₹ 500,000,000 divided into 500,000,000 equity shares of ₹ 1 each.

Shareholding pattern

The shareholding pattern of BSE Institute as on the date of this Prospectus is as follows:

Sr. No.	Name of shareholder	Number of shares	Percentage (%)
1.	BSE	499,999,994	100
2.	ICCL (nominee of BSE)	1	0*
3.	Marketplace Technologies (nominee of BSE)	1	0*
4.	Venkatadas Soundararajan (nominee of BSE)	1	0*
5.	Amit Mahajan (nominee of BSE)	1	0*
6.	Nehal Vora (nominee of BSE)	1	0*
7.	Ambarish Datta (nominee of BSE)	1	0*
	Total	500,000,000	100

*Negligible shareholding as a percentage of the paid up equity share capital of BSE Institute.

Financial Performance

Brief financial details of BSE Institute, extracted from its audited accounts, for the past three financial years are as follows:

(₹ in million except per share data)

Particulars	FY 2016	FY 2015	FY 2014
Equity capital	500	500	500
Reserves and surplus (excluding revaluation reserve)	36.5	29	20.4
Total revenue	177.6	154.3	143.2
Profit/(loss) after tax	7.5	14.6	0.8
Basic EPS (in ₹)	0	0	0
Diluted EPS (in ₹)	0	0	0
Net asset value per share (in ₹)	1.1	1.1	1

There are no accumulated losses/ profits of BSE Institute not accounted for by the Exchange in the Restated Consolidated Financial Information.

Loss making Group Companies

The following Group Companies have incurred a loss in the immediately preceding financial year:

1. **BSE Investments Limited (“BSE Investments”)**

Corporate information

BSE Investments is a direct Subsidiary and was incorporated as a public limited company under the Companies Act, 1956 and received a certificate of incorporation dated February 27, 2014 and a certificate of commencement of business dated March 10, 2014 from the RoC. Its registered office is situated at 25th Floor, P. J. Towers, Dalal Street, Fort, Mumbai 400 001, Maharashtra, India.

Nature of business

The main objects of BSE Investments entail, among other things, carrying on the business of a holding and investment company in India or abroad and buy, subscribe, underwrite, invest in shares, stocks, warrants and other money market instruments / securities.

Capital structure

The authorised share capital of BSE Investments is ₹ 20,000,000 divided into 20,000,000 equity shares of ₹ 1 each and the issued, subscribed and paid-up share capital is ₹ 1,000,000 divided into 1,000,000 equity shares of ₹ 1 each.

Shareholding pattern

The shareholding pattern of BSE Investments as on the date of this Prospectus is as follows:

Sr. No.	Name of shareholder	Number of shares	Percentage (%)
1.	BSE	999,994	100
2.	Nayan Mehta (nominee of BSE)	1	0*
3.	Nehal Vora (nominee of BSE)	1	0*
4.	Kersi Tavadia (nominee of BSE)	1	0*
5.	Neena Jindal (nominee of BSE)	1	0*
6.	Venkatadas Soundararajan (nominee of BSE)	1	0*
7.	Shankar Jadhav (nominee of BSE)	1	0*
	Total	1,000,000	100

*Negligible shareholding as a percentage of the paid up equity share capital of BSE Investments.

Financial Performance

Brief financial details of BSE Investments, extracted from its audited accounts, are as follows:

(₹ in million except per share data)

Particulars	FY 2016	FY 2015*
Equity capital	1	1
Reserves and surplus (excluding revaluation reserve)	(0.2)	(0.1)
Total revenue	0	0
Profit/(loss) after tax	(0.1)	(0.1)
Basic EPS (in ₹)	(0.1)	(0.1)
Diluted EPS (in ₹)	(0.1)	(0.1)
Net asset value per share (in ₹)	0.8	0.9

*BSE Investments was incorporated on February 27, 2014 and its first financial year was from February 27, 2014 to March 31, 2015.

There are no accumulated losses / profits of BSE Investments not accounted for by the Exchange in the Restated Consolidated Financial Information.

2. BSE Sammaan CSR Limited (“BSE Sammaan”)

Corporate information

BSE Sammaan is a direct Subsidiary and was incorporated as a company limited by shares under the Companies Act, 2013 and received a certificate of incorporation dated September 10, 2015 from the RoC. Its registered office is situated at 25th Floor, P. J. Towers, Dalal Street, Fort, Mumbai 400 001, Maharashtra, India.

Nature of business

The main objects of BSE Sammaan entail, amongst other things, providing, developing, operating a platform for body corporates or any other entity in India or abroad to transact, interact, invest, provide grants or funds, report transactions for the purpose of CSR activities, with non-governmental organisations, registered trusts, registered societies and companies registered under Section 8 of the Companies Act, 2013.

Capital structure

The authorised share capital of BSE Sammaan is ₹ 26,000,000 divided into 2,600,000 equity shares of ₹ 10 each and the issued, subscribed and paid-up share capital is ₹ 26,000,000 divided into 2,600,000 equity shares of ₹ 10 each.

Shareholding pattern

The shareholding pattern of BSE Sammaan as on the date of this Prospectus is as follows:

Sr. No.	Name of shareholder	Number of shares	Percentage (%)
1.	BSE	2,599,994	100
2.	Nehal Vora (nominee of BSE)	1	0*
3.	V. Balasubramaniam (nominee of BSE)	1	0*
4.	Nayan Mehta (nominee of BSE)	1	0*
5.	Neeraj Kulshrestha (nominee of BSE)	1	0*
6.	Amit Mahajan (nominee of BSE)	1	0*
7.	Neena Jindal (nominee of BSE)	1	0*
	Total	2,600,000	100

*Negligible shareholding as a percentage of the paid up equity share capital of BSE Sammaan.

Financial Performance

Brief financial details of BSE Sammaan, extracted from its audited accounts, are as follows:

(₹ in million except per share data)

Particulars	FY 2016*
Equity capital	1
Reserves and surplus (excluding revaluation reserve)	(0.4)
Total revenue	0
Profit/(loss) after tax	(0.4)
Basic EPS (in ₹)	(4)
Diluted EPS (in ₹)	(4)
Net asset value per share (in ₹)	6

*BSE Sammaan was incorporated September 10, 2015 and its first financial year was from September 10, 2015 to March 31, 2016.

There are no accumulated losses/ profits of BSE Sammaan not accounted for by the Exchange in the Restated Consolidated Financial Information.

3. CDSL Insurance Repository Limited (“CDSL Insurance”)

Corporate information

CDSL Insurance is an indirect Subsidiary and was incorporated as ‘Central Insurance Repository Limited’, a public limited company under the Companies Act, 1956 on July 12, 2011 and its name was changed to ‘CDSL Insurance Repository Limited’ pursuant to a certificate of incorporation upon name change issued by the RoC dated March 17, 2015. CDSL Insurance received a certificate of commencement of business dated August 24, 2011 from the RoC. Its registered office is situated at Phiroze Jeejeebhoy Towers, 17th Floor, Dalal Street, Mumbai 400 001, Maharashtra, India.

Nature of business

The main objects of CDSL Insurance entail, amongst other things, setting up and maintaining an electronic system with suitable electronic connectivity, to act as an insurance repository of “e - insurance policies” issued by insurers, to undertake changes, modifications, revisions on requests by insurers and / or policyholders in an efficient, transparent and cost effective manner and to provide policy holders a facility to process, preserve, maintain and retrieve in electronic form records of documents pertaining to, including but not limited to, ownership, title, possession of movable property, immovable property, term deposit receipts and securities.

Capital structure

The authorised share capital of CDSL Insurance is ₹ 300,000,000 divided into 30,000,000 equity shares of ₹ 10 each and the issued, subscribed and paid-up share capital is ₹ 300,000,000 divided into 30,000,000 equity shares of ₹ 10 each.

Shareholding pattern

The shareholding pattern of CDSL Insurance as on the date of this Prospectus is as follows:

Sr. No.	Name of shareholder	Number of shares	Percentage (%)
1.	CDSL	15,299,995	51
2.	Life Insurance Corporation of India	2,500,000	8.3
3.	ICICI Prudential Life Insurance Company Limited	1,500,000	5
4.	HDFC Standard Life Insurance Company Limited	1,500,000	5
5.	United India Insurance Company Limited	1,250,000	4.2
6.	Bajaj Allianz Life Insurance Company Limited	1,250,000	4.2
7.	Shriram Life Insurance Company Limited	1,250,000	4.2
8.	Birla Sunlife Insurance Company Limited	1,250,000	4.2
9.	India First Life Insurance Company Limited	1,250,000	4.2
10.	Star Union Dai-ichi Life Insurance Company Limited	1,000,000	3.3
11.	Max Life Insurance Company Limited	975,000	3.2
12.	CDSL Ventures	975,001	3.2
13.	Cyrus D. Khambata (jointly with CDSL)	1	0*
14.	Nayana Mandar Ovalekar (jointly with CDSL)	1	0*
15.	Ramkumar K (jointly with CDSL)	1	0*
16.	Jaydeep Dutta (jointly with CDSL)	1	0*
	Total	30,000,000	100

*Negligible shareholding as a percentage of the paid up equity share capital of CDSL Insurance.

Financial Performance

Brief financial details of CDSL Insurance, extracted from its audited accounts, for the past three financial years are as follows:

(₹ in million except per share data)

Particulars	FY 2016	FY 2015	FY 2014
Equity capital	300	300	300
Reserves and surplus (excluding revaluation reserve)	9.8	14.7	20.2
Total revenue	17.6	27.3	24.9
Profit/(loss) after tax	(4.9)	(5.6)	4.3
Basic EPS (in ₹)	(0.2)	(0.2)	0.1
Diluted EPS (in ₹)	(0.2)	(0.2)	0.1
Net asset value per share (in ₹)	10.3	10.5	10.7

There are no accumulated losses / profits of CDSL Insurance not accounted for by the Exchange in the Restated Consolidated Financial Information.

4. BSE Skills Limited (“BSE Skills”)

Corporate information

BSE Skills is an indirect Subsidiary and was incorporated as a public limited company under the Companies Act, 1956 and received a certificate of incorporation dated March 26, 2014 from the RoC. Its registered office is situated at 25th Floor, P. J. Towers, Dalal Street, Fort, Mumbai 400 001, Maharashtra, India.

Nature of business

The main objects of BSE Skills entail, amongst other things, establishing and running of educational institutions in India and abroad in all types of faculties such as commerce, science, journalism, medicine, sport, mining and military.

Capital structure

The authorised share capital of BSE Skills is ₹ 500,000 divided into 500,000 equity shares of ₹ 1 each and the issued, subscribed and paid-up share capital is ₹ 500,000 divided into 500,000 equity shares of ₹ 1 each.

Shareholding pattern

The shareholding pattern of BSE Skills as on the date of this Prospectus is as follows:

Sr. No.	Name of shareholder	Number of shares	Percentage (%)
1.	BSE Institute	499,994	100
2.	Ambarish Datta (jointly with BSE Institute)	1	0*
3.	Ashishkumar Manilal Chauhan (jointly with BSE Institute)	1	0*
4.	V. Balasubramaniam (jointly with BSE Institute)	1	0*
5.	Nehal Vora (jointly with BSE Institute)	1	0*
6.	Vinod Nair (jointly with BSE Institute)	1	0*
7.	Ashok Patel (jointly with BSE Institute)	1	0*
	Total	500,000	100

*Negligible shareholding as a percentage of the paid up equity share capital of BSE Skills.

Financial Performance

Brief financial details of BSE Skills, extracted from its audited accounts, are as follows:

(₹ in million except per share data)

Particulars	FY 2016	FY 2015*
Equity capital	0.5	0.5
Reserves and surplus (excluding revaluation reserve)	(1)	(0.9)
Total revenue	0	0
Profit/(loss) after tax	(0.1)	(0.9)
Basic EPS (in ₹)	(0)	(0)
Diluted EPS (in ₹)	(0)	(0)
Net asset value per share (in ₹)	(1)	(0.8)

* BSE Skills was incorporated on March 26, 2014 and its first financial year was from March 26, 2014 to March 31, 2015.

There are no accumulated losses/ profits of BSE Skills not accounted for by the Exchange in the Restated Consolidated Financial Information.

5. BIL - Ryerson Technology Startup Incubator Foundation (“Ryerson”)

Corporate information

Ryerson is an indirect Subsidiary and was incorporated as a company limited by shares under Section 8 of the Companies Act, 2013 and received a certificate of incorporation dated November 5, 2015 from the RoC. Ryerson also received a license with license number: 106027 dated October 30, 2015 from the RoC under Section 8 of the Companies Act, 2013. Its registered office is situated at 18th Floor, P. J. Towers, Dalal Street, Fort, Mumbai 400 001, Maharashtra, India.

Nature of business

The main objects of Ryerson entail, amongst other things, the promotion and education of different aspects of entrepreneurial skills including strategy development, resource administration and market support by setting up innovation lab and acceleration programs by providing infrastructure support, knowhow, technical support and providing advisory services and solutions in relation to knowledge - based research and technology development. No objects of the company shall be pursued with the motive of making profit for the members of the company and any income earned by the company while pursuing its objects shall be utilized by the company for pursuing its objects alone.

Capital structure

The authorised share capital of Ryerson is ₹ 100,000 divided into 100,000 equity shares of ₹ 1 each and the issued, subscribed and paid-up share capital is ₹ 100,000 divided into 100,000 equity shares of ₹ 1 each.

Shareholding pattern

The shareholding pattern of Ryerson as on the date of this Prospectus is as follows:

Sr. No.	Name of Shareholder	Number of shares	Percentage (%)
1.	BSE Institute	51,000	51
2.	BIL - Ryerson Futures Private Limited	49,000	49
	Total	100,000	100

Financial Performance

Brief financial details of Ryerson, extracted from its audited accounts, are as follows:

(₹ in million except per share data)

Particulars	FY 2016*
Equity capital	0.1
Reserves and surplus (excluding revaluation reserve)	7.8
Total revenue	3.8
Profit/(loss) after tax	(0.7)
Basic EPS (in ₹)	(6.8)
Diluted EPS (in ₹)	(6.8)
Net asset value per share (in ₹)	79.2

*Ryerson was incorporated on November 5, 2015 and its first financial year was from November 5, 2015 to March 31, 2016.

The accumulated losses/ profits of Ryerson have not been accounted for by the Exchange in the Restated Consolidated Financial Information pursuant to paragraph 11(b) under AS 21 (Consolidated Financial Statements) which states that a subsidiary should be excluded from consolidation when it operates under severe long term restrictions which significantly impair its ability to transfer funds to the parent.

For further details on the loss making Group Companies, please see risk factor 27, "Risk Factors – Certain of our Subsidiaries have incurred losses during recent financial years" on page 32 of this Prospectus.

Group Companies having negative net worth

Except for the following, none of our Group Companies have had negative net worth in one or all of the previous three Fiscal years:

1. Marketplace Tech Infra Services Private Limited ("Marketplace Tech Infra")

Corporate information

Marketplace Tech Infra is an indirect Subsidiary and was incorporated as a private limited company under the Companies Act, 1956 and received a certificate of incorporation dated February 9, 2011 from the RoC. Its registered office is situated at 3rd Floor, B Wing, Aggarwal Trade Centre, Plot No. 62, Sector 11, C.B.D. Belapur, Navi Mumbai, Thane 400 614, Maharashtra, India.

Nature of business

The main objects of Marketplace Tech Infra entail, amongst other things, to act as an application services provider and engage in the business of development, programming, installation, implementation, upgradation, re-engineering, consultation and providing infrastructure and support services in computer software, hardware, information technology to the financial services industries within India and abroad.

Capital structure

The authorised share capital of Marketplace Tech Infra is ₹ 100,000 divided into 100,000 equity shares of ₹ 1 each and the issued, subscribed and paid-up share capital is ₹ 100,000 divided into 100,000 equity shares of ₹ 1 each.

Shareholding pattern

The shareholding pattern of Marketplace Tech Infra as on the date of this Prospectus is as follows:

Sr. No.	Name of shareholder	Number of shares	Percentage (%)
1.	Marketplace Technologies	99,999	100
2.	Pranav Trivedi (nominee of Marketplace Technologies)	1	0*
	Total	100,000	100

*Negligible shareholding as a percentage of the paid up equity share capital of Marketplace Tech.

Financial Performance

Brief financial details of Marketplace Tech Infra, extracted from its audited accounts, for the past three financial years are as follows:

(₹ in million except per share data)

Particulars	FY 2016	FY 2015	FY 2014
Equity capital	0.1	0.1	0.1
Reserves and surplus (excluding revaluation reserve)	3.5	2.1	(0.1)
Total revenue	44.1	28.0	11.6
Profit/(loss) after tax	1.4	2.2	0.6
Basic EPS (in ₹)	14.4	21.6	6.1
Diluted EPS (in ₹)	14.4	21.6	6.1
Net asset value per share (in ₹)	35.9	21.6	(0.1)

There are no accumulated losses / profits of Marketplace Tech Infra not accounted for by the Exchange in the Restated Consolidated Financial Information.

2. BSE Skills

For details on BSE Skills Limited, including financials, please see “Loss making Group Companies – BSE Skills” above.

Other Group Companies

1. Asia Index Private Limited (“Asia Index”)

Corporate information

Asia Index is a joint venture between the Exchange and SPDJS. Asia Index was incorporated as a private limited company under the Companies Act, 1956 and received a certificate of incorporation from the RoC on August 30, 2013. Its registered office is situated at 14th Floor, P.J. Towers, Dalal Street, Fort, Mumbai 400 001, Maharashtra, India.

Nature of business

The main objects of Asia Index entail, amongst other things, to conduct the business of development, construction, computation, marketing, market development, distribution and maintenance of indices relating to various markets and businesses including but not limited to capital, financial and commodity markets, index related data and data products for the purpose of domestic and international dissemination, trading on domestic or international exchanges.

Capital structure

The authorised share capital of Asia Index is ₹ 200,000 divided into 20,000 equity shares of ₹ 10 each and the issued, subscribed and paid-up share capital is ₹ 100,000 divided into 10,000 equity shares of ₹ 10 each.

Shareholding pattern

The shareholding pattern of Asia Index as on the date of this Prospectus is as follows:

Sr. No.	Name of shareholder	Number of shares	Percentage (%)
1.	BSE	5,000	50
2.	SPDJS	5,000	50
	Total	10,000	100

There are no accumulated losses / profits of Asia Index not accounted for by the Exchange in the Restated Consolidated Financial Information.

2. BFSI Sector Skill Council of India (“BFSI”)

Corporate information

BFSI is an indirect Subsidiary and was incorporated as a company limited by shares under Section 25 of the Companies Act, 1956. BFSI received a certificate of incorporation dated September 16, 2011 and a certificate of commencement of business dated May 15, 2012 from the RoC. Further, BFSI received a license with license number: 101421 dated July 5, 2011 from the RoC under Section 25 of the Companies Act, 1956. Its registered office is situated at 25th Floor, P. J. Towers, Dalal Street, Fort, Mumbai 400 001, Maharashtra, India.

Nature of business

The main objects of BFSI entail, among other things, to promote the sectoral skill for the banking, financial services and insurance sector by identifying measures and building a framework to enhance professionalism and talent for the banking, financial services and insurance sector across the nation.

Capital structure

The authorised share capital of BFSI is ₹ 50,000,000 divided into 50,000,000 equity shares of ₹ 1 each and the issued, subscribed and paid-up share capital is ₹ 20,500,000 divided into 20,500,000 equity shares of ₹ 1 each.

Shareholding pattern

The shareholding pattern of BFSI as on the date of this Prospectus is as follows:

Sr. No.	Name of Shareholder	Number of shares	Percentage (%)
1.	BSE	10,000,000	48.8
2.	NSE	10,000,000	48.8
3.	BSE Institute	499,994	2.4
4.	Ashok Patel (nominee of BSE Institute)	1	0*
5.	Ashishkumar Manilal Chauhan (nominee of BSE Institute)	1	0*
6.	Nehal Vora (nominee of BSE Institute)	1	0*
7.	Ambarish Datta (nominee of BSE Institute)	1	0*
8.	Nayan Mehta (nominee of BSE Institute)	1	0*
9.	Venkatadas Soundararajan (nominee of BSE Institute)	1	0*
	Total	20,500,000	100

*Negligible shareholding as a percentage of the paid up equity share capital of BFSI.

The accumulated losses/ profits of BFSI have not been accounted for by the Exchange in the Restated Consolidated Financial Information pursuant to paragraph 11(b) under AS 21 (Consolidated Financial

Statements) which states that a subsidiary should be excluded from consolidation when it operates under severe long term restrictions which significantly impair its ability to transfer funds to the parent.

3. BSE CSR Integrated Foundation (“BSE CSR”)

Corporate information

BSE CSR is a direct Subsidiary and was incorporated as a company limited by shares under Section 8 of the Companies Act, 2013 and received a certificate of incorporation from the RoC dated March 7, 2016 from the RoC. BSE CSR also received a license with license number: 106511 dated February 29, 2016 from the RoC under Section 8 of the Companies Act, 2013. Its registered office is situated at 25th Floor, P.J. Towers, Dalal Street, Fort, Mumbai 400 001, Maharashtra, India.

Nature of business

The main objects of BSE CSR entail, amongst other things, promotion of education, eradication of hunger, poverty, malnutrition and ensuring environmental sustainability, ecological balance and promoting rural sports and rural development and slum area development plans.

Capital structure

The authorised share capital of BSE CSR is ₹ 500,000 divided into 50,000 equity shares of ₹ 10 each and the issued, subscribed and paid-up share capital is ₹ 500,000 divided into 50,000 equity shares of ₹ 10 each.

Shareholding pattern

The shareholding pattern of BSE CSR as on the date of this Prospectus is as follows:

Sr. No.	Name of shareholder	Number of shares	Percentage (%)
1.	BSE	37,500	75
2.	ICCL	2,500	5
3.	BSE Institute	2,500	5
4.	Marketplace Technologies	2,500	5
5.	BSE Skills	2,500	5
6.	Marketplace Tech Infra	2,500	5
	Total	50,000	100

The accumulated losses/ profits of BSE CSR have not been accounted for by the Exchange in the Restated Consolidated Financial Information pursuant to paragraph 11(b) under AS 21 (Consolidated Financial Statements) which states that a subsidiary should be excluded from consolidation when it operates under severe long term restrictions which significantly impair its ability to transfer funds to the parent.

4. India International Exchange (IFSC) Limited (“IIEL”)

Corporate information

IIEL is a direct subsidiary of the Exchange was incorporated as a company limited by shares under section 7(2) of the Companies Act, 2013 and received a certificate of incorporation from the registrar of companies, Gujarat in the name of BSE International Exchange (IFSC) Limited on September 12, 2016. The name was changed from BSE International Exchange (IFSC) Limited to India International Exchange (IFSC) Limited and a revised certificate of incorporation was issued on November 21, 2016. Its registered office is situated at Office No. E-8 (Unit No.24), ZFC Annex, GIFT SEZ, Block 12, Road 1 D, Zone 1, GIFT SEZ, Gandhinagar 382 355, India.

Nature of business

The main objects of IIEL entail, amongst other things, to carry on business as a stock exchange and to assist, regulate, control, or otherwise associate with the business of buying, selling and dealing in equity shares, depository receipts, debt securities, currency and interest rate derivatives, index based derivatives,

commodity derivatives, products in equity shares and such other securities, derivatives and products of any kind as may be permitted by SEBI.

Capital Structure

The authorised share capital of IIEL is ₹ 550,000,000 divided into 550,000,000 equity shares of ₹ 1 each and the issued subscribed and paid up capital is ₹ 550,000,000 divided into 550,000,000 equity shares of ₹ 1 each.

Shareholding pattern

The shareholding pattern of IIEL as on the date of this Prospectus is as follows:

Sr. No.	Name of shareholder	Number of shares	Percentage (%)
1.	BSE Limited	549,999,994	100
2.	Nehal Vora (nominee of BSE Limited) [#]	1	0*
3.	Nayan Mehta (nominee of BSE Limited) [#]	1	0*
4.	Kersi Tavadia (nominee of BSE Limited) [#]	1	0*
5.	Neeraj Kulshrestha (nominee of BSE Limited) [#]	1	0*
6.	Shankar Jadhav (nominee of BSE Limited) [#]	1	0*
7.	V. Balasubramaniam (nominee of BSE Limited) [#]	1	0*
	Total	550,000,000	100

*Negligible shareholding as a percentage of the paid up equity share capital of IIEL.

[#] An application dated December 21, 2016, has been made, on behalf of the Exchange, by ICICI Bank (AD Category – I Bank) for RBI's approval for overseas direct investment in the equity shares of IIEL by resident Indian individuals, being nominees of the Exchange.

There are no accumulated losses / profits of IIEL accounted for by the Exchange in the Restated Consolidated Financial Information as IIEL was incorporated on September 12, 2016.

5. India International Clearing Corporation (IFSC) Limited (“IICCL”)

Corporate information

IICCL is a direct subsidiary of the Exchange was incorporated as a company limited by shares under section 7(2) of the Companies Act, 2013 and received a certificate of incorporation from the registrar of companies, Gujarat in the name of BSE International Clearing Corporation (IFSC) Limited on September 12, 2016. The name was changed from BSE International Clearing Corporation (IFSC) Limited to India International Clearing Corporation (IFSC) Limited and a revised certificate of incorporation was issued on November 28, 2016. Its registered office is situated at Office No. E-6 (Unit No. 22), ZFC Annex, GIFT SEZ, Block 12, Road 1 D, Zone 1, GIFT SEZ, Gandhinagar 382 355, Gujarat, India.

Nature of business

The main objects of IICCL entail, amongst other things, to carry on business as a clearing corporation to assist, regulate, control, or otherwise associate with the business of clearing and settlement of equity shares, depository receipts, debt securities, currency and interest rate derivatives, index based derivatives, commodity derivatives, products in equity shares and such other securities, derivatives and products of any kind as may be permitted by SEBI.

Capital Structure

The authorised share capital of IICCL is ₹ 600,000,000 divided into 600,000,000 equity shares of ₹ 1 each and the issued subscribed and paid up capital is ₹ 600,000,000 divided into 600,000,000 equity shares of ₹ 1 each.

Shareholding pattern

The shareholding pattern of IICCL as on the date of this Prospectus is as follows:

Sr. No.	Name of shareholder	Number of shares	Percentage (%)
1.	BSE Limited	599,999,994	100
2.	V. Balasubramaniam (nominee of BSE Limited) [#]	1	0*
3.	Nehal Vora (nominee of BSE Limited) [#]	1	0*
4.	Nayan Mehta (nominee of BSE Limited) [#]	1	0*
5.	Kersi Tavadia (nominee of BSE Limited) [#]	1	0*
6.	Neeraj Kulshrestha (nominee of BSE Limited) [#]	1	0*
7.	Shankar Jadhav (nominee of BSE Limited) [#]	1	0*
	Total	600,000,000	100

*Negligible shareholding as a percentage of the paid up equity share capital of IICCL.

[#]An application dated December 21, 2016, has been made, on behalf of the Exchange, by ICICI Bank (AD Category – I Bank) for RBI's approval for overseas direct investment in the equity shares of IICCL by resident Indian individuals, being nominees of the Exchange.

There are no accumulated losses / profits of IICCL accounted for by the Exchange in the Restated Consolidated Financial Information as IICCL was incorporated on September 12, 2016.

Nature and extent of interest of our Group Companies

(a) Interest in the Exchange

None of our Group Companies have any interest in the promotion of the Exchange. Further, none of our Group Companies, including our Subsidiaries, have any other interests, including any business interests, in the Exchange except to the extent disclosed in “*Financial Statements – Restated Standalone Financial Information – Note 32*” and “*Financial Statements – Restated Consolidated Financial Information – Note 35*” on pages 252 and 324 of this Prospectus, respectively.

(b) Interest in the properties acquired by the Exchange

None of our Group Companies have any interest in any property acquired by the Exchange within two years from the date of filing of the Draft Red Herring Prospectus or proposed to be acquired by the Exchange as of the date of this Prospectus.

(c) Interest in transactions for acquisition of land, construction of building and supply of machinery

None of our Group Companies have any interest in the transactions for acquisition of land, construction of building and supply of machinery or any other contracts, agreements or arrangements entered into by the Exchange and no payments have been made or are proposed to be made in respect of these contracts, agreements or arrangements by the Exchange to its Group Companies.

Common pursuits between the Exchange and its Group Companies

Our Group Companies, including our Subsidiaries, do not have any common pursuits with the Exchange.

Related business transactions within the Group Companies and significance on the financial performance of the Exchange

Except as disclosed in “*Financial Statements – Restated Standalone Financial Information – Note 32*” and “*Financial Statements – Restated Consolidated Financial Information – Note 35*” on pages 252 and 324 of this Prospectus, there are no related business transactions of the Exchange with its Group Companies. For details on the significance of related party transactions on the financial performance of the Exchange, please see “*Our Business*” and “*Management’s Discussion and Analysis of Financial Condition and Results of Operations*” on pages 133 and 502 of this Prospectus, respectively.

Sale/Purchase between the Exchange and its Group Companies

Except as disclosed in “*Financial Statements – Restated Standalone Financial Information – Note 32*” and “*Financial Statements – Restated Consolidated Financial Information – Note 35*” on pages 252 and 324 of this Prospectus, there are no other transactions between the Exchange and our Group Companies, including our Subsidiaries, which exceed 10% of the total sales or purchases of the Exchange.

Sick or defunct companies

None of the companies forming part of our Group Companies have become sick companies under SICA or are under winding-up.

None of our Group Companies have become defunct and no application has been made in respect of any of them, to the respective registrar of companies where they are situated, for striking off their names, in the five years immediately preceeding the date of the Draft Red Herring Prospectus.

Other confirmations

Our Group Companies have not been prohibited or debarred from accessing the capital markets for any reason by SEBI or any other regulatory or governmental authority.

Further, none of our Group Companies have been declared as wilful defaulters by any bank or financial institution or consortium thereof, in accordance with the guidelines on wilful defaulters issued by the RBI.

DIVIDEND POLICY

The declaration and payment of dividends on the Equity Shares will be recommended by our Board of Directors and approved by our Shareholders, at their discretion, subject to the provisions of the dividend policy, Articles of Association and applicable law. Our Board may also pay interim dividend. The dividends declared by the Exchange on the Equity Shares during the last five Fiscals have been presented below:

Particulars	For the year ended March 31,				
	2016	2015	2014	2013	2012
Issued share capital (in ₹ million) ⁽¹⁾	109.2	105.7	105.7	105.7	105.7
Subscribed and paid up share capital (in ₹ million)	107.4	103.9	103.8	103.7	103.5
Face value per share (in ₹) ⁽¹⁾	1	1	1	1	1
Interim dividend rate (in ₹ per share)	3.5	N.A.	N.A.	N.A.	N.A.
Interim dividend rate (%)	350%	N.A.	N.A.	N.A.	N.A.
Interim Dividend (in ₹ million)	382.1	N.A.	N.A.	N.A.	N.A.
Final Dividend (in ₹ million)	436.7	545.9	423	423	634.5
Total dividend (in ₹ per share)	7.5	5	4	4	6
Dividend distribution tax (in ₹ million) ⁽²⁾	166.7	111.1	71.9	71.9	102.9
Total dividend, including dividend distribution tax (in ₹ million) ⁽²⁾	985.5	657	494.9	494.9	737.4
Total dividend, including dividend distribution tax (%)	902%	622%	468%	468%	698%

Note: (1) The Shareholders of the Exchange have, at the Extraordinary General Meeting (EGM) held on November 25, 2016 accorded their consent to the consolidation of the entire authorised and issued share capital of the Exchange by increasing the nominal value of the equity share from Re. 1/- (Rupee one only) each to Rs. 2/- (Rupees two only) each, so that every two equity shares with nominal value of Re. 1/- (Rupee one only) each held by a Shareholder as of November 28, 2016 are consolidated and re-designated into one equity share with a nominal value of Rs. 2/- each. Accordingly, the revised issued share capital of the Exchange now stands at 54,588,172 equity shares of Rs 2/- each

(2) Rebate of Dividend Distribution tax not considered

The amounts paid as dividends in the past are not necessarily indicative of the Exchange's dividend policy or dividend amounts, if any, in the future.

As per the provisions of the Listing Regulations, our Board has through its resolution dated August 9, 2016 approved and adopted the following dividend distribution policy:

“Dividend Policy

The Board has adopted a progressive dividend policy, intending to maintain or grow the dividend each year but, recognising that some earnings fluctuations are to be expected, the annual dividend will reflect the Board's view of the earnings prospects over the entirety of the investment cycle.

In setting the distribution policy and the overall financial strategy, the Board's aim is to continue to strike a balance between the interests of the business, our financial creditors and our shareholders.

Dividend will generally be paid once a year. Dividends for any financial year will generally be paid out of net profit earned during the said year. However, in special circumstances which include maintaining dividend rate, the Board may at its discretion, declare interim dividends and may also declare dividend out of retained earnings.

The dividend, if any, will depend on a number of factors, including but not limited to the Exchange's results of operations, earnings, capital requirements and surplus, general financial conditions, contractual restrictions, applicable Indian legal restrictions, adherence to requirement of SEBI Regulations, Companies Act and Rules made thereunder and amended from time to time and other factors considered relevant by our Board.

Retained earnings will generally be used to strengthen the financial position of the Company and will be used for declaration of dividends in special circumstances including maintenance of dividend rate.

Dividend will continue to be accrued and payable with respect to shares held in abeyance.

The above policy has been reviewed by the Statutory Auditors from the Companies Act, 2013 perspective.”

FINANCIAL STATEMENTS

Particulars	Page no.
Examination report by the Auditors on the restated unconsolidated financial information	215
Restated unconsolidated financial information	220
Examination report by the Auditors on the Restated Consolidated Financial Information	272
Restated Consolidated Financial Information	278
Independent Auditors' report on the condensed standalone financial statements	342
Condensed standalone financial statements	344
Independent Auditors' report on the condensed consolidated financial statements	408
Condensed consolidated financial statements	411
Unaudited Proforma Consolidated Condensed Financial Information	485

INDEPENDENT AUDITOR'S REPORT ON RESTATED FINANCIAL INFORMATION AS REQUIRED UNDER SECTION 26 OF COMPANIES ACT, 2013, READ WITH RULE 4 OF COMPANIES (PROSPECTUS AND ALLOTMENT OF SECURITIES) RULES, 2014

**THE BOARD OF DIRECTORS OF
BSE LIMITED**

25th Floor, P J Towers, Dalal Street, Fort,
Mumbai – 400001

Dear Sirs,

1. We have examined the attached Restated Unconsolidated Financial Information of BSE Limited ('the Company'), which comprises the Restated Unconsolidated Statement of Assets and Liabilities as at September 30, 2016 and as at March 31, 2016, 2015, 2014, 2013 and 2012, the Restated Unconsolidated Statement of Profit and Loss and the Restated Unconsolidated Cash Flow Statement for the six months ended September 30, 2016 and for the years ended March 31, 2016, 2015, 2014, 2013 and 2012 (collectively, the "Restated Standalone Financial Information") as approved by the Board of Directors of the Company at their meeting held on January 3, 2017 for the purpose of inclusion in the offer document prepared by the Company in connection with its proposed Initial Public Offer through Offer for Sale (IPO) prepared in terms of the requirements of:
 - a) Sub-clauses (i) and (iii) of clause (b) of sub-section (1) of section 26 of the Companies Act, 2013 ("the Act") read with Rule 4 of Companies (Prospectus and Allotment of Securities) Rules, 2014 ("the Rules") and
 - b) the Securities And Exchange Board Of India (Issue of Capital and Disclosure Requirements) Regulations, 2009 as amended from time to time in pursuance of provisions of Securities and Exchange Board of India Act, 1992 ("SEBI-ICDR Regulations").
 - c) The Guidance Note on Reports in Company Prospectuses (Revised 2016) issued by the Institute of Chartered Accountants of India as amended from time to time (the "Guidance Note").

The preparation of the Restated Unconsolidated Financial Information is the responsibility of the management of the Company for the purpose set out in paragraph 9 below. The management's responsibility includes designing, implementing and maintaining adequate internal control relevant to the preparation and presentation of the Restated Unconsolidated Financial Information. The management is also responsible for identifying and ensuring that the Company complies with the Act, Rules, ICDR Regulations and Guidance Note. Our responsibility is to examine the Restated

Unconsolidated Financial Information and confirm whether such Restated Unconsolidated Financial Information comply with the requirements of the Act, Rules, ICDR Regulations and Guidance Note.

2. We have examined such Restated Unconsolidated Financial Information taking into consideration:
 - a) The terms of reference and terms of our engagement agreed upon with you in accordance with our engagement letter dated December 12, 2016 in connection with the proposed IPO of the Company;
 - b) The Guidance Note (Revised) on Reports in Company Prospectuses issued by the Institute of Chartered Accountants of India (ICAI); and
 - c) The Guidance Note on Reports or Certificates for Special Purposes (Revised 2016), which include the concepts of test checks and materiality. This Guidance Note requires us to obtain reasonable assurance based on verification of evidence supporting the Restated Unconsolidated Financial Information. This Guidance Note also requires that we comply with the ethical requirements of the Code of Ethics issued by the Institute of Chartered Accountants of India.
3. These Restated Unconsolidated Financial Information have been extracted by the Management from the audited unconsolidated financial statements of the Company as at and for the six months ended September 30, 2016 and as at and for each of the years ended March 31, 2016, 2015, 2014, 2013 and 2012 which have been approved by Board of directors at their meetings held on October 28, 2016, May 5, 2016, May 18, 2015, May 14, 2014, May 22, 2013 and April 27, 2012, respectively.
4. Based on our examination, we report that:
 - a) The Restated Unconsolidated Statement of Assets and Liabilities of the Company as at September 30, 2016 and as at March 31, 2016, 2015, 2014, 2013 and 2012, as set out in Annexure - I to this report are after making adjustments and regrouping as in our opinion were appropriate and more fully described in Summary of Significant Accounting Policies and Notes to Accounts, as set out in Annexure – IV
 - b) The Restated Unconsolidated Summary Statement of Profit and Loss of the Company for the six months ended September 30, 2016 and for each of the years ended March 31, 2016, 2015, 2014, 2013 and 2012, as set out in Annexure - II to this report are after making adjustments and regrouping as in our opinion were appropriate and more fully described in Significant Accounting Policies, and Notes to Accounts, as set out in Annexure – IV and Adjustment for Restatement of Unconsolidated Profit and Loss as set out in Annexure-V.
 - c) The Restated Unconsolidated Summary Statement of Cash Flows of the Company for the six months ended September 30, 2016 and each of the years ended March 31, 2016, 2015, 2014,

h

2013 and 2012, as set out in Annexure - III to this report are after making adjustments and regrouping as in our opinion were appropriate and more fully described in 'Summary of Significant Accounting Policies and Notes to Accounts, as set out in Annexure – IV and Adjustment for Restatement of Unconsolidated Profit and Loss as set out in Annexure-V.

- d) Based on the above, according to the information and explanations given to us, we are of opinion that the Restated Unconsolidated Financial Information have been made after incorporating:
- (i) Adjustments for the changes in accounting policies retrospectively in respective financial years to reflect the same accounting treatment as per changed accounting policy for all the reporting periods.
 - (ii) Adjustments for the material amounts in the respective financial years to which they relate.

Further, there are no extra-ordinary items that need to be disclosed separately in the accounts requiring adjustments.

There were no qualifications in the Auditors' report for the relevant reporting periods, which require any adjustments to the Restated Unconsolidated Financial Information.

5. We have also examined the following restated unconsolidated financial information of the Company set out in the Annexures prepared by the management and approved by the Board of Directors on January 3, 2017 for the six months ended September 30, 2016 and for the years ended March 31, 2016, 2015, 2014, 2013 and 2012.
- (a) Restated Unconsolidated Summary Statement of Share Capital included in Note 2 to Annexure IV;
 - (b) Restated Unconsolidated Summary Statement of Reserves and Surplus included in Note 3 to Annexure IV;
 - (c) Restated Unconsolidated Summary Statement of Deferred Tax Liabilities (net) included in Note 4 to Annexure IV;
 - (d) Restated Unconsolidated Summary Statement of Other Long-term Liabilities included in Note 5 to Annexure IV;
 - (e) Restated Unconsolidated Summary Statement of Trade Payables included in Note 6 to Annexure IV;
 - (f) Restated Unconsolidated Summary Statement of Other Current Liabilities included in Note 7 to Annexure IV;
 - (g) Restated Unconsolidated Summary Statement of Short term Provisions included in Note 8 to Annexure IV;
 - (h) Restated Unconsolidated Summary Statement of Fixed Assets included in Note 9 to Annexure IV;
 - (i) Restated Unconsolidated Summary Statement of Deferred Tax Assets (net) included in Note 10 to Annexure IV;
 - (j) Restated Unconsolidated Summary Statement of Non-Current Investments included in Note 11 to Annexure IV;

h

- (k) Restated Unconsolidated Summary Statement of Long Term Loans and Advances included in Note 12 to Annexure IV;
- (l) Restated Unconsolidated Summary Statement of Other Non-Current Assets included in Note 13 to Annexure IV;
- (m) Restated Unconsolidated Summary Statement of Current Investments included in Note 14 to Annexure IV;
- (n) Restated Unconsolidated Summary Statement of Trade Receivables included in Note 15 to Annexure IV;
- (o) Restated Unconsolidated Summary Statement of Cash and Bank Balances included in Note 16 to Annexure IV;
- (p) Restated Unconsolidated Summary Statement of Short-term Loans and Advances included in Note 17 to Annexure IV;
- (q) Restated Unconsolidated Summary Statement of Other Current Assets included in Note 18 to Annexure IV;
- (r) Restated Unconsolidated Summary Statement of Income from Trading Members included in Note 19 to Annexure IV;
- (s) Restated Unconsolidated Summary Statement of Income from Services to Corporates included in Note 20 to Annexure IV;
- (t) Restated Unconsolidated Summary Statement of Other Operating Income included in Note 21 to Annexure IV;
- (u) Restated Unconsolidated Summary Statement of Income from Investments and Deposits included in Note 22 to Annexure IV;
- (v) Restated Unconsolidated Summary Statement of Other Income included in Note 23 to Annexure IV;
- (w) Restated Unconsolidated Summary Statement of Employee Benefits Expense included in Note 24 to Annexure IV;
- (x) Restated Unconsolidated Summary Statement of Administration and Other Expenses included in Note 25 to Annexure IV;
- (y) Summary of Significant Accounting Policies and Notes to Accounts included in Note 1 to Annexure IV;
- (z) Statement of Additional Information to the Financial Statements in Note 26-31 & 33-42 to Annexure IV;
- (aa) Adjustment for Restatement of Unconsolidated Profit and Loss included in Annexure V.
- (ab) Statement of Related Party Disclosures included in Note 32 to Annexure IV.

In our opinion, the above financial information contained in Annexures I to IX accompanying this report read along with the Significant Accounting Policies and Notes to Accounts as set out in Annexure IV are prepared after making adjustments and regroupings as considered appropriate and have been prepared in accordance with the Act, Rules, SEBI-ICDR Regulations and the Guidance Note, and in terms of our engagement as agreed with you.

6. We have complied with the relevant applicable requirements of the Standard on Quality Control (SQC) 1, Quality Control for Firms that Perform Audits and Reviews of Historical Financial Information, and Other Assurance and Related Services Engagements.
7. This report should not in any way be construed as a reissuance or re-dating of any of the previous audit reports issued by us, nor should this report be construed as a new opinion on any of the financial statements referred to herein.

h

8. We have no responsibility to update our report for events and circumstances occurring after the date of the report.
9. Our report is intended solely for use of the management for inclusion in the offer document in connection with the proposed issue of equity shares of the Company. Our report should not be used, referred to or distributed for any other purpose except with our prior consent in writing.

For **Deloitte Haskins & Sells LLP**
(Firm Registration Number: 117366W/ W-100018)



G. K. Subramaniam
Partner
(Membership No. 109839)

Place: Mumbai
Date: January 3, 2017

ANNEXURE - I

Restated Unconsolidated Summary Statement of Assets and Liabilities

(₹ in Million)

Particulars	Note No. of Annexure IV	As at September 30, 2016	As at March 31, 2016	As at March 31, 2015	As at March 31, 2014	As at March 31, 2013	As at March 31, 2012
I - EQUITY AND LIABILITIES							
(1) Shareholders' Funds							
(a) Share Capital	2	107.4	107.4	107.3	103.8	103.7	103.5
(b) Reserves and Surplus	3	23,332.8	22,428.7	21,925.9	20,747.8	20,445.8	20,528.8
		23,440.2	22,536.1	22,033.2	20,851.6	20,549.5	20,632.3
(2) Share Application Money Pending Allotment		0.1	0.1	0.1	0.1	0.1	0.1
(3) Non-current Liabilities							
(a) Deferred Tax Liabilities (Net)	4	-	-	25.1	90.3	52.7	50.1
(b) Other Long-term Liabilities	5	303.8	292.3	236.9	68.1	100.6	90.5
(c) Deposits from Trading Members	36	172.5	190.0	190.0	310.0	2,435.0	2,530.0
		476.3	482.3	452.0	468.4	2,588.3	2,670.6
(4) Current Liabilities							
(a) Trade Payables	6						
(i) Total outstanding dues of Micro, Small and Medium Enterprises		-	-	-	-	-	-
(ii) Total outstanding dues of creditors other than Micro, Small and Medium Enterprises		649.4	545.7	452.8	334.5	288.3	476.2
(b) Other Current Liabilities	7	6,193.9	4,946.4	5,025.9	3,718.6	3,284.8	3,325.9
(c) Short-term Provisions	8	237.5	666.1	794.0	549.8	562.6	810.6
		7,080.8	6,158.2	6,272.7	4,602.9	4,135.7	4,612.7
TOTAL		30,997.4	29,176.7	28,758.0	25,923.0	27,273.6	27,915.7
II - ASSETS							
(1) Non-current Assets							
(a) Fixed Assets							
(i) Tangible Assets	9	1,223.6	1,301.6	1,208.3	702.2	788.8	762.9
(ii) Intangible Assets	9	179.0	190.4	291.9	196.5	166.1	105.3
(iii) Capital Work-in-progress		74.6	6.0	30.5	324.6	191.9	168.7
(iv) Intangible Assets Under Development		14.9	10.9	6.1	12.2	-	34.0
		1,492.1	1,508.9	1,536.8	1,235.5	1,146.8	1,070.9
(b) Deferred Tax Assets (net)	10	25.7	26.0	-	-	-	-
(c) Non-current Investments	11	16,145.9	16,235.5	14,419.9	13,594.4	10,597.3	8,125.0
(d) Long Term Loans and Advances	12	637.1	817.8	566.9	606.5	414.2	244.9
(e) Other Non-current Assets	13	5.7	14.9	21.0	29.0	18.5	14.7
		16,814.4	17,094.2	15,007.8	14,229.9	11,030.0	8,384.6
(2) Current Assets							
(a) Current Investments	14	3,337.9	2,448.1	4,265.1	2,840.5	2,462.9	3,185.3
(b) Trade Receivables	15	403.7	294.1	263.0	240.1	234.0	301.5
(c) Cash and Bank Balances	16	7,859.0	7,294.6	7,004.8	6,889.5	11,993.4	14,643.2
(d) Short-term Loans and Advances	17	383.1	72.3	316.6	118.6	138.0	83.9
(e) Other Current Assets	18	707.2	464.5	363.9	368.9	268.5	246.3
		12,690.9	10,573.6	12,213.4	10,457.6	15,096.8	18,460.2
TOTAL		30,997.4	29,176.7	28,758.0	25,923.0	27,273.6	27,915.7

Note:

The above statement should be read with Company Overview and Significant Accounting Policies appearing in Annexure - IV, Adjustment for Restatement of Unconsolidated Profit and Loss in Annexure - V, Restated Unconsolidated Statement of Accounting Ratios in Annexure - VI, Restated Unconsolidated Statement of Capitalisation in Annexure - VII, Restated Unconsolidated Statement of Tax Shelters in Annexure - VIII and Restated Unconsolidated Statement of Dividend Paid

See accompanying notes forming part of the restated financial statements 1 - 42

In terms of our report attached

For Deloitte Haskins & Sells LLP
Chartered Accountants

For and on behalf of the Board of Directors

Sudhakar Rao
Chairman

Ashishkumar Chauhan
Managing Director & CEO

G. K. Subramaniam
Partner

Nayan Mehta
Chief Financial Officer

Prajakta Powle
Company Secretary

Place : Mumbai
Date : January 03, 2017

ANNEXURE - II

Restated Unconsolidated Summary Statement of Profit and Loss

(₹ in Million)

Particulars	Note No. of Annexure IV	For the six months ended September 30, 2016	For the year ended					
			March 31, 2016	March 31, 2015	March 31, 2014	March 31, 2013	March 31, 2012	
I Revenue from Operations :								
Trading Members	19	614.3	774.5	742.8	540.3	649.6	703.9	
Services to Corporates	20	801.9	1,611.1	1,053.9	591.4	579.1	762.8	
Other Operating Income	21	-	-	260.0	-	-	-	
Data Dissemination Fees		123.2	224.2	219.3	204.1	224.0	207.7	
		1,539.4	2,609.8	2,276.0	1,335.8	1,452.7	1,674.4	
II Income From Investments and Deposits	22	997.1	2,340.4	1,867.5	1,689.2	1,667.0	2,099.0	
III Other Income	23	199.1	208.7	248.3	303.3	269.4	254.6	
IV Total Revenue (I + II + III)		2,735.6	5,158.9	4,391.8	3,328.3	3,389.1	4,028.0	
V Expenses:								
Employee Benefits Expense	24	347.2	585.7	552.9	491.5	416.5	461.8	
Finance Costs		0.6	1.6	2.2	1.7	7.3	10.3	
Depreciation and Amortization Expense	9	220.0	563.8	521.6	265.7	245.0	296.8	
Administration and Other Expenses	25	1,059.8	2,007.1	1,925.3	1,167.1	1,307.3	1,186.8	
Total Expenses		1,627.6	3,158.2	3,002.0	1,926.0	1,976.1	1,955.7	
VI Profit before Exceptional Items and Tax (IV- V)		1,108.0	2,000.7	1,389.8	1,402.3	1,413.0	2,072.3	
VII Exceptional Items :								
Liquidity Enhancement Incentive Program Scheme	38(a)	-	172.4	342.5	612.9	955.4	604.9	
Settlement Guarantee Fund (25% Transfer of Profit)	28	207.9	514.3					
Voluntary Retirement Scheme	38(b)	-	-	127.7	-	-	-	
Others	38(c) & (d)	-	46.0	21.8	-	-	-	
Total Exceptional Items		207.9	732.7	492.0	612.9	955.4	604.9	
VIII Profit before tax (VI- VII)		900.1	1,268.0	897.8	789.4	457.6	1,467.4	
IX Tax expense:								
(1) Current Tax		85.3	-	189.7	24.9	56.8	333.5	
(2) Minimum Alternate Tax Credit Entitlement		(47.3)	-	-	(20.9)	-	-	
(3) Deferred Tax		0.3	(51.1)	(48.4)	37.7	2.6	17.9	
Total		38.3	(51.1)	141.3	41.7	59.4	351.4	
Profit after tax (V - VI)		861.8	1,319.1	756.5	747.7	398.2	1,116.0	
Restatement Adjustments (Refer Annexure V)		-	-	-	-	-	-	
X Net Profit after tax as restated		861.8	1,319.1	756.5	747.7	398.2	1,116.0	
XI Earnings Per Equity Share (EPS) (face value of ₹ 2/- each)	34							
Before Exceptional Items and Extraordinary Items								
Basic and Diluted EPS		18.28*	32.94	19.81	21.97	19.74	28.84	
After Exceptional Items and Extraordinary Items								
Basic and Diluted EPS		15.79*	24.16	13.86	14.14	7.53	21.11	
* Not Annualised								

Note:

The above statement should be read with Company Overview and Significant Accounting Policies appearing in Annexure - IV, Adjustment for Restatement of Unconsolidated Profit and Loss in Annexure - V, Restated Unconsolidated Statement of Accounting Ratios in Annexure - VI, Restated Unconsolidated Statement of Capitalisation in Annexure - VII, Restated Unconsolidated Statement of Tax Shelters in Annexure - VIII and Restated Unconsolidated Statement of Dividend Paid

See accompanying notes forming part of the restated financial statements 1 - 42

In terms of our report attached

For Deloitte Haskins & Sells LLP
Chartered Accountants

For and on behalf of the Board of Directors

Sudhakar Rao
Chairman

Ashishkumar Chauhan
Managing Director & CEO

G. K. Subramaniam
Partner

Nayan Mehta
Chief Financial Officer

Prajakta Powle
Company Secretary

Place : Mumbai
Date : January 03, 2017

ANNEXURE - III

Restated Unconsolidated Summary Statement of Cash Flows

(₹ in Million)

Particulars	For the six months ended September 30, 2016	For the year ended				
		March 31, 2016	March 31, 2015	March 31, 2014	March 31, 2013	March 31, 2012
A. CASH FLOW FROM OPERATING ACTIVITIES						
Profit before tax (as restated)	900.1	1,268.0	897.8	789.4	457.6	1,467.4
Adjustments for:						
Depreciation and Amortisation Expenses	220.0	563.8	521.6	265.7	245.0	296.8
Unrealised loss on Foreign Exchange	-	-	-	0.6	-	-
Loss/(Profit) on Sale / Disposal of Fixed Assets (Net)	(0.1)	(0.7)	2.5	24.2	0.8	(1.4)
Finance Costs	0.6	1.6	2.2	1.7	7.3	10.3
Loss / (Profit) on Sale of Investments (Net)	9.8	(63.7)	(1.8)	(2.5)	(31.1)	(225.5)
Amortisation of Discount and Premium (Net)	15.4	26.8	0.9	20.3	41.4	49.0
Interest Income	(703.6)	(1,325.7)	(1,384.8)	(1,293.2)	(1,520.5)	(1,764.5)
Dividend Income	(308.9)	(977.8)	(481.8)	(413.8)	(156.8)	(158.0)
Provision for Diminution in Value of Long term Investment	(21.9)	5.9	77.2	0.2	10.5	-
Provision for Diminution in Value of Current Investment	-	-	-	(0.1)	-	-
Provision for Doubtful Trade Receivables and Bad Debts written off	41.6	26.5	1.8	18.2	15.3	-
Provision for Compensated Absences	19.3	22.1	31.8	6.7	5.6	15.5
Operating profit / (loss) before working capital changes (as restated)	172.3	(453.2)	(332.6)	(582.6)	(924.9)	(310.4)
Movements in Working Capital						
(Increase) / Decrease in Trade Receivables	(151.2)	(57.6)	(15.5)	(24.9)	52.2	(113.4)
(Increase) / Decrease in Loans and Advances	(305.0)	239.0	(136.8)	31.2	(15.5)	(69.5)
(Increase) / Decrease in Other Assets	9.2	6.1	8.0	(10.5)	(5.5)	(13.0)
Increase / (Decrease) in Trade Payables	103.7	93.1	72.2	46.3	(187.9)	(168.6)
Increase / (Decrease) in Other Liabilities	1,394.8	(361.4)	580.5	50.4	27.2	279.5
	1,051.5	(80.8)	508.4	92.5	(129.5)	(85.0)
Cash generated from / (used in) Operations	1,223.8	(534.0)	175.8	(490.1)	(1,054.4)	(395.4)
Direct taxes (paid) / received (net of refunds / payment)	238.1	(279.1)	(83.1)	(209.2)	(227.5)	(380.7)
Net Cash generated from / (used in) Operating Activities	1,461.9	(813.1)	92.7	(699.3)	(1,281.9)	(776.1)
B. CASH FLOW FROM INVESTING ACTIVITIES						
Fixed Assets						
Purchase of fixed assets, including intangible assets, capital work in progress and capital advances	(235.7)	(582.2)	(661.4)	(351.8)	(263.9)	(323.4)
Proceeds from sale of fixed assets	1.1	1.8	1.4	7.1	1.1	2.7
Investments						
Investment in Subsidiary and Joint Venture	-	-	-	(51.1)	(3,060.0)	(40.0)
Purchase of other long term Investments	(232.6)	(4,036.4)	(1,934.6)	(4,556.1)	(1,751.4)	(1,221.0)
Proceeds from other long term Investments	969.0	1,448.0	1,500.4	2,265.0	1,917.3	2,007.1
Net Decrease / (Increase) in Current Investment	(1,539.9)	2,439.5	(2,011.5)	(956.3)	858.1	3,382.8
Fixed Deposits with Banks						
Net Decrease / (Increase) in Fixed Deposits with Banks	(766.2)	264.9	1,362.5	4,374.6	3,560.7	(4,564.4)
Interest Received	504.3	1,214.8	1,446.1	1,148.1	1,541.7	1,719.4
Dividend Received	308.9	977.8	481.8	413.8	156.8	158.0
Net Cash generated from Investing Activities	(991.1)	1,728.2	184.7	2,293.3	2,960.4	1,121.2
C. CASH FLOW FROM FINANCING ACTIVITIES						
Finance Cost	(1.5)	(2.0)	(2.5)	-	(7.3)	(10.3)
Increase / (Decrease) in Trading Member and Other Deposits	17.6	21.7	120.8	(1,973.8)	(112.9)	32.1
Dividend and taxes paid thereon	(483.3)	(937.3)	(432.1)	(445.6)	(723.6)	(491.6)
Share Issue Expenses	-	(10.4)	-	-	-	-
Net Cash used in Financing Activities	(467.2)	(928.0)	(313.8)	(2,419.4)	(843.8)	(469.8)
Net Increase / (Decrease) in Cash and Cash Equivalents (A+B+C)	3.6	(12.9)	(36.4)	(825.4)	834.7	(124.7)

Restated Unconsolidated Summary Statement of Cash Flows (Continued ..)

(₹ in Million)

Particulars	For the six months ended September 30, 2016	For the year ended				
		March 31, 2016	March 31, 2015	March 31, 2014	March 31, 2013	March 31, 2012
Cash and Cash Equivalents at the beginning of the year / period	21.3	34.2	43.9	869.3	34.6	330.1
Add : Bank Balance transferred under scheme of arrangement (refer note 4)	-	-	26.7	-	-	-
Less : Bank Balance transferred under scheme of arrangement (refer note 3)	-	-	-	-	-	170.8
Cash and Cash Equivalents at the end of the year / period*	24.9	21.3	34.2	43.9	869.3	34.6
* Cash and cash equivalents at the end of the year / period comprises (Refer note 16)						
i) Cash on Hand	-	-	-	-	-	0.1
ii) Balances with Banks						
In Current Accounts	24.9	21.3	34.2	43.9	559.3	34.5
In Deposit Accounts with original maturity of 3 months	-	-	-	-	310.0	-
	24.9	21.3	34.2	43.9	869.3	34.6

Note:

The above statement should be read with Company Overview and Significant Accounting Policies appearing in Annexure - IV, Adjustment for Restatement of Unconsolidated Profit and Loss in Annexure - V, Restated Unconsolidated Statement of Accounting Ratios in Annexure - VI, Restated Unconsolidated Statement of Capitalisation in Annexure - VII, Restated Unconsolidated Statement of Tax Shelters in Annexure - VIII and Restated Unconsolidated Statement of Dividend Paid

See accompanying notes forming part of the restated financial statements 1 - 42

- The Cash Flow Statement has been prepared under the "Indirect Method" as set out in Accounting Standard - 3 "Cash Flow Statement".
- Cash flow does not include cash and cash equivalent held by the Exchange for various Earmarked Liabilities. These cash and cash equivalent of earmarked liabilities are held in segregated accounts.
- Cash flow statement for year ended on March 31, 2012 is prepared after adjusting balances transferred to Indian Clearing Corporation Limited under the scheme of arrangement as stated in note no. 29.
- Cash flow statement for year ended on March 31, 2015 is prepared after adjusting balances transferred from United Stock Exchange of India Limited under the scheme of amalgamation as stated in note no. 30.
- Aggregate number of shares allotted as fully paid-up equity bonus share by capitalisation of free reserves and hence not included in Cash Flow Statement.

PARTICULARS	For the six months ended September 30, 2016	For the year ended				
		March 31, 2016	March 31, 2015	March 31, 2014	March 31, 2013	March 31, 2012
Number of shares	-	-	1,20,000	1,20,000	1,20,000	1,20,000

- Previous years' / period's audited figures have been regrouped wherever necessary.

In terms of our report attached

For Deloitte Haskins & Sells LLP
 Chartered Accountants

G. K. Subramaniam
 Partner

 Place : Mumbai
 Date : January 03, 2017

For and on behalf of the Board of Directors
Sudhakar Rao
 Chairman

Ashishkumar Chauhan
 Managing Director & CEO

Nayan Mehta
 Chief Financial Officer

Prajakta Powle
 Company Secretary

ANNEXURE - IV

Summary of Significant Accounting Policies and Notes to Accounts

Company Overview

BSE Limited (formerly known as Bombay Stock Exchange Limited) herein after referred to as the “The Exchange” or “The Company” or “BSE” was established in 1875 and is Asia’s first Stock Exchange and one of India’s leading exchange groups. Over the past 140 years, BSE has provided a capital-raising platform and provided a platform for trading in equity, debt instruments, derivatives and mutual funds. It also has a platform for trading in equities of small-and-medium enterprises (SME). Pursuant to BSE (Corporatization and Demutualization) Scheme, 2005 (the Scheme) notified by the Securities and Exchange Board of India (“SEBI”) on May 20, 2005, the Exchange completed demutualization and Corporatization in May 2007 bringing about the separation of the ownership and management.

Note - 1. Significant Accounting Policies

1.1 Basis of preparation of financial statements:

The financial statements of the Company have been prepared in accordance with the Generally Accepted Accounting Principles in India (Indian GAAP) to comply with the Accounting Standards specified under Section 133 of the Companies Act, 2013 and the relevant provisions of the Companies Act, 2013 ("the Act") / Companies Act, 1956, as applicable. The financial statements have been prepared on accrual basis under the historical cost convention. The accounting policies adopted in the preparation of the financial statements are consistent with those followed in the previous year.

1.2 Use of Estimates:

The preparation of the financial statements in conformity with Indian GAAP requires the Management to make estimates and assumptions considered in the reported amounts of assets and liabilities (including contingent liabilities) and the reported income and expenses during the year. The Management believes that the estimates used in preparation of the financial statements are prudent and reasonable. Future results could differ due to these estimates and the differences between the actual results and the estimates are recognised in the periods in which the results are known / materialise. Any change in such estimates is recognised prospectively.

1.3 Revenue Recognition:

Revenue in respect of services rendered is recognised when the service is rendered and there is a reasonable certainty of ultimate realisation. Dividend income on investments is recognised when the unconditional right to receive dividend is established. Discount or premium on debt securities / discounted Money Market Instruments is accrued over the period of remaining maturity. Interest income is recognised on a time proportion basis taking into account the amount outstanding and the rate applicable.

1.4 Fixed Assets:

1.4.1 Tangible Assets:

Fixed Assets are stated at cost, less accumulated depreciation. Cost includes cost of acquisition and other incidental expenses incurred until the asset is ready to put to use for its intended purpose. Capital work-in-progress comprises outstanding advances paid to acquire fixed assets and the cost of fixed assets that are not yet ready for its intended use.

1.4.2 Intangible Assets:

(i) Cost of development and production of internally developed or purchased software, used for the purpose of operations, is capitalised.

(ii) Any expense on software for support, maintenance, upgrades etc., and payable periodically is charged to the Statement of Profit and Loss.

1.4.3 Intangible Assets under development:

Intangible Assets under development comprises outstanding advances paid to acquire intangible assets and the cost of intangible assets that are not yet ready for its intended use.

1.5 Depreciation / Amortisation:

1.5.1 Tangible Assets:

Depreciable amount for assets is the cost of an asset, or other amount substituted for cost, less its estimated residual value.

Depreciation on tangible fixed assets has been provided on the Written Down Value method as per the useful life prescribed in Schedule II to the e Act , the Company has reassessed depreciation rate on tangible fixed assets as per the useful life specified in the Act.

1.5.2 Intangible Assets:

Computer software is amortised over 6 years on the 'Written Down Value' basis for the number of days the assets have been ready to put to use for their intended purposes. Goodwill on amalgamation is amortised over a period of two years on a 'Straight Line Basis'.

1.6 Impairment of Assets:

The carrying amounts of assets are reviewed at each Balance Sheet date if there is an indication of impairment based on the internal and external factors.

An asset is treated as impaired when its carrying cost exceeds the recoverable amount. An impairment loss, if any, is charged to the Statement of Profit and Loss in the period in which the asset is identified as impaired. Reversal of impairment loss recognised in prior years is accounted for when there is an indication that impairment losses recognised for the assets no longer exist or have decreased.

1.7 Investments:

Long-term investments are carried individually at cost less provision for diminution, other than temporary, in the value of such investments. Current investments are carried individually at the lower of cost or fair value.

Premium paid / discount received at the time of acquisition of government / debt securities is amortised over the residual period of its maturity.

1.8 Employee Benefits:

Employee benefits are accrued in accordance with Accounting Standard-15 (Revised) "Employee Benefits"

1.8.1 Provident Fund – Defined Contribution Plan

Eligible employees receive benefits from a provident fund, which is a defined contribution plan. Aggregate contribution along with interest thereon is paid on cessation of services. Both the employee and the Exchange make monthly contributions to the Bombay Stock Exchange Employees' Provident Fund (The Fund), a trust set up and administered by the Exchange. The Exchange is liable for any shortfall in the fund assets based on the minimum rate of return specified by the Government, which is debited to the Statement of Profit and Loss as and when services are rendered by the employees.

1.8.2 Compensated Absences

The leave balance is classified as long-term and short-term, based on the best estimates after considering the past trends. The short-term leave encashment liability has been measured on actual components eligible for leave encashment and expected short-term leave to be availed is valued at total cost to the Exchange. Long-term leave has been valued on actuarial basis as at the year end.

1.8.3 Gratuity – Defined Benefit Plan

The Exchange provides for gratuity, a defined benefit plan, in respect of employees. The cost of providing benefits is determined using the Projected Unit Credit method, with actuarial valuations being carried out at each Balance Sheet date. Actuarial gains and losses are recognised in the Statement of Profit and Loss in the period in which they occur. Past service cost is recognised immediately to the extent that the benefits are already vested and otherwise is amortised on a straight-line basis over the average period until the benefits become vested. The retirement benefit obligation recognised in the Balance Sheet represents the present value of the defined benefit obligation as adjusted for unrecognized past service cost, as reduced by the fair value of scheme assets. Any asset resulting from this calculation is limited to past service cost, plus the present value of available refunds and reductions in future contributions to the schemes.

1.9 Leases:

Where the Company as a lessor leases assets under finance leases, such amounts are recognised as receivables at an amount equal to the net investment in the lease and the finance income is recognised based on a constant rate of return on the outstanding net investment.

Assets leased by the Company in its capacity as a lessee, where substantially all the risks and rewards of ownership vest in the Company are classified as finance leases. Such leases are capitalised at the inception of the lease at the lower of the fair value and the present value of the minimum lease payments and a liability is created for an equivalent amount. Each lease rental paid is allocated between the liability and the interest cost so as to obtain a constant periodic rate of interest on the outstanding liability for each year.

Lease arrangements where the risks and rewards incidental to ownership of an asset substantially vest with the lessor are recognised as operating leases. Lease rentals under operating leases are recognised in the Statement of Profit and Loss on a straight-line basis.

1.10 Provision for Current and Deferred Tax:

Current tax is the amount of tax payable on the taxable income for the year as determined in accordance with the applicable tax rates and the provisions of the Income Tax Act, 1961. Deferred Tax, resulting from “timing differences” between the book and the taxable profits for the year is accounted for using the tax rates and laws that have been enacted or substantively enacted as on the Balance Sheet date. Deferred tax assets are recognised and carried forward only to the extent that there is reasonable certainty, except for carried forward losses and unabsorbed depreciation which are recognised based on virtual certainty that the difference will reverse in future.

Minimum Alternate Tax (MAT) paid in accordance with the tax laws, which gives future economic benefits in the form of adjustment to future income tax liability, is considered as an asset if there is convincing evidence that the Company will pay normal income tax. Accordingly, MAT is recognised as an asset in the Balance Sheet when it is highly probable that future economic benefit associated with it will flow to the Company.

1.11 Provisions and contingencies:

A provision is recognised when the Company has a present obligation as a result of past events and it is probable that an outflow of resources will be required to settle the obligation in respect of which a reliable estimate can be made. Provisions (excluding retirement benefits) are not discounted to their present value and are determined based on the best estimate required to settle the obligation at the Balance Sheet date. These are reviewed at each Balance Sheet date and adjusted to reflect the current best estimates. Contingent liabilities are disclosed in the Notes. Contingent assets are not recognised in the financial statements.

1.12 Foreign Currency Transactions:

Transactions in foreign currencies entered into by the Company are accounted at the exchange rates prevailing on the date of the transaction or at rates that closely approximate the rate at the date of the transaction.

Foreign currency monetary items (other than derivative contracts) of the Company, outstanding at the Balance Sheet date are restated at the year-end rates. Non-monetary items of the Company are carried at historical cost.

Exchange differences arising on settlement / restatement of short-term foreign currency monetary assets and liabilities of the Company are recognised as income or expense in the Statement of Profit and Loss.

1.13 Earnings per Share:

The basic earnings per share is computed by dividing the net profit attributable to the equity shareholders by weighted average number of equity shares outstanding during the reporting year.

The number of equity shares used in computing diluted earnings per share comprises the weighted average number of shares considered for deriving basic earnings per share and also weighted

average number of equity shares which would have been issued on conversion of all dilutive potential shares. In computing diluted earnings per share only potential equity shares that are dilutive are included.

1.14 Cash flow statement:

Cash flows are reported using the indirect method, whereby profit / (loss) before extraordinary items and tax is adjusted for the effects of transactions of non-cash nature and any deferrals or accruals of past or future cash receipts or payments. The cash flows from operating, investing and financing activities of the Company are segregated based on the available information.

1.15 Cash and cash equivalents (for purposes of Cash Flow Statement):

Cash comprises cash on hand and demand deposits with banks. Cash equivalents are short-term balances (with an original maturity of three months or less from the date of acquisition), highly liquid investments that are readily convertible into known amounts of cash and which are subject to insignificant risk of changes in value.

1.16 Operating Cycle:

Based on the nature of products / activities of the Company and the normal time between acquisition of assets and their realisation in cash or cash equivalents, the Company has determined its operating cycle as 12 months for the purpose of classification of its assets and liabilities as current and non-current.

NOTE - 2 Restated Unconsolidated Summary Statement of Share Capital

(₹ in Million)

Particulars	As at September 30, 2016	As at March 31, 2016	As at March 31, 2015	As at March 31, 2014	As at March 31, 2013	As at March 31, 2012
Authorised						
Equity Shares of ₹ 1/- each (refer note 'b' given below)	3,000.0	3,000.0	500.0	500.0	500.0	500.0
Issued						
Equity Shares of ₹ 1/- each (refer note 'b' given below)	109.2	109.2	105.7	105.7	105.7	105.7
Subscribed and Fully Paid up						
Equity Shares of ₹ 1/- each fully paid-up (refer note 'b' given below)	107.4	107.4	103.9	103.8	103.7	103.5
Equity Share Capital Suspense Account (Equity Shares of ₹ 1/- each to be issued as fully paid-up pursuant to merger of United Stock Exchange of India Limited with the Company under the scheme of amalgamation without the payment being received in cash)	-	-	3.4	-	-	-
Total	107.4	107.4	107.3	103.8	103.7	103.5

Notes:

a) The Exchange has only one class of shares referred to as equity shares having a par value of ₹ 1/- each holder of equity shares is entitled to one vote per share.

b) Reconciliation of the number of shares outstanding at the beginning and at the end of the reporting period :-

Particulars	As at September 30, 2016	As at March 31, 2016	As at March 31, 2015	As at March 31, 2014	As at March 31, 2013	As at March 31, 2012
(i) Authorised Share Capital						
No of shares at the beginning of the year / period	3,00,00,00,000	50,00,00,000	50,00,00,000	50,00,00,000	50,00,00,000	50,00,00,000
Increase in Authorised share capital on Amalgamation of United Stock Exchange of India Limited with BSE Limited	-	2,50,00,00,000	-	-	-	-
No. of shares at the end of the year / period	3,00,00,00,000	3,00,00,00,000	50,00,00,000	50,00,00,000	50,00,00,000	50,00,00,000
(ii) Issued Share Capital						
No of shares at the beginning of the year / period	10,91,76,344	10,57,47,772	10,57,47,772	10,57,47,772	10,57,47,772	10,57,47,772
Additions during the year / period(*)	-	34,28,572	-	-	-	-
No. of shares at the end of the year / period	10,91,76,344	10,91,76,344	10,57,47,772	10,57,47,772	10,57,47,772	10,57,47,772
(iii) Subscribed and Paid-up Share Capital						
No of shares at the beginning of the year / period	10,73,56,344	10,39,27,772	10,37,97,772	10,36,67,772	10,35,37,772	10,34,07,772
Additions during the year / period(*)	-	34,28,572	1,30,000	1,30,000	1,30,000	1,30,000
No. of shares at the end of the year / period	10,73,56,344	10,73,56,344	10,39,27,772	10,37,97,772	10,36,67,772	10,35,37,772

c) Aggregate number and class of shares allotted as fully paid-up equity bonus shares :-

Particulars	As at September 30, 2016	As at March 31, 2016	As at March 31, 2015	As at March 31, 2014	As at March 31, 2013	As at March 31, 2012
2008-09	9,44,93,328	9,44,93,328	9,44,93,328	9,44,93,328	9,44,93,328	9,44,93,328
2009-10 (*)	8,40,000	8,40,000	8,40,000	8,40,000	8,40,000	8,40,000
2010-11 (*)	1,20,000	1,20,000	1,20,000	1,20,000	1,20,000	1,20,000
2011-12 (*)	1,20,000	1,20,000	1,20,000	1,20,000	1,20,000	1,20,000
2012-13 (*)	1,20,000	1,20,000	1,20,000	1,20,000	1,20,000	-
2013-14 (*)	1,20,000	1,20,000	1,20,000	1,20,000	-	-
2014-15 (*)	1,20,000	1,20,000	1,20,000	-	-	-
	9,59,33,328	9,59,33,328	9,59,33,328	9,58,13,328	9,56,93,328	9,55,73,328

(*) Represent allotment of shares held in abeyance including bonus entitlements on such shares and shares issued to shareholders of United Stock Exchange of India Limited.

d) Pursuant to the BSE (Corporatisation and Demutualisation) Scheme, 2005, (the Scheme) the Exchange had allotted 10,000 equity shares of ₹ 1/- each to each of those card based Members of the erstwhile Bombay Stock Exchange Limited whose names appeared on the Register of Members under Rule 64 of the erstwhile Bombay Stock Exchange Limited – Rules, Bye-laws and Regulations, on the Record Date fixed for the purpose.

e) The allotment of certain equity shares as listed below have been kept in abeyance for specific reasons. However, all corporate benefits as declared from time to time, including dividend and bonus are accrued on these shares.

Particulars	As at September 30, 2016	As at March 31, 2016	As at March 31, 2015	As at March 31, 2014	As at March 31, 2013	As at March 31, 2012
Shares kept in abeyance	18,20,000	18,20,000	18,20,000	19,50,000	20,80,000	22,10,000

f) As a part of the demutualisation process, the Exchange in order to fulfill its obligations under the Scheme and the Securities Contracts (Regulation) (Manner of Increasing and Maintaining Public Shareholding in Recognised Stock Exchanges) Regulations, 2006 (the SEBI Regulations) dated 13th November, 2006, and further amendments thereto on 23rd December, 2008, had issued shares to Deutsche Boerse AG (DBAG) and Singapore exchange Limited (SGX).

g) (i) The holders of equity shares are entitled to dividends, if any, proposed by the board of directors and approved by the shareholder at the Annual General Meeting.

(ii) In the event of liquidation of the Company, the holders of equity shares will be entitled to receive any of the remaining assets of the Company, after distribution of preferential amounts. However, no such preferential amounts exists currently. The distribution will be in proportion to the number of equity shares held by the shareholders

h) The shareholders of the Company have, at the Extraordinary General Meeting (EGM) held on November 25, 2016 accorded their consent to the consolidation of the entire authorised and issued share capital of the Company by increasing the nominal value of the equity share from Re. 1/- (Rupee one only) each to Rs. 2/- (Rupees two only) each, so that every two equity shares with nominal value of Re. 1/- (Rupee one only) each held by a shareholder are consolidated and re-designated into one equity share with a nominal value of Rs. 2/- each. Accordingly, the revised authorised share capital of the Company now stands at 1,50,00,00,000 equity shares of Rs 2/- each, issued share capital 5,45,88,172 equity shares of Rs 2/- each and paid up share capital 5,36,78,172 equity shares of Rs 2/- each alongwith shares kept in abeyance 9,10,000 equity shares of Rs 2/- each.

Para 44 of Accounting Standard 20 on "Earnings per share", requires an adjustment in the calculation of basic and diluted earnings per share for all the periods presented if the number of equity or potential equity shares outstanding increases as a result of consolidation of shares. Pursuant to the shareholders' consent to the consolidation of the equity shares at the EGM mentioned above, the weighted average numbers of shares and consequently the basic and diluted earnings per share have been accordingly adjusted in the financial statements for all the periods presented in accordance with Accounting Standard 20 on "Earnings per share".

i) No Shareholders is holding more than 5% shares.

Particulars	As at September 30, 2016	As at March 31, 2016	As at March 31, 2015	As at March 31, 2014	As at March 31, 2013	As at March 31, 2012
Capital Reserve	6,617.9	6,617.9	6,617.9	6,617.9	6,617.9	6,617.9
Capital Reserve on Amalgamation (refer note 30)	1,053.0	1,053.0	1,053.0	-	-	-
Securities Premium Account						
Opening Balance	3,928.5	3,938.9	3,939.0	3,939.1	3,939.2	3,939.3
Less : Share Issue Expenses	-	10.4	-	-	-	-
Less : Issue of Bonus Shares*	-	-	0.1	0.1	0.1	0.1
Closing Balance	3,928.5	3,928.5	3,938.9	3,939.0	3,939.1	3,939.2
General Reserve						
Opening Balance	6,941.5	6,941.5	6,941.5	6,866.7	6,837.1	3,644.4
Add: Transferred from Trade Guarantee Fund (Cash and Derivatives)	-	-	-	-	-	2,287.9
Add: Transferred from Trade Guarantee Fund G-Sec)	-	-	-	-	-	77.0
Add: Transferred from Trade Guarantee Fund (CDX)	-	-	-	-	-	120.5
Add: Transferred from Brokers' Contingency Fund	-	-	-	-	-	557.3
Add: Transferred from Surplus in Statement of Profit and Loss	-	-	-	74.8	29.6	150.0
Closing Balance	6,941.5	6,941.5	6,941.5	6,941.5	6,866.7	6,837.1
Settlement Guarantee Fund						
Opening Balance	-	256.5	260.8	73.9	-	-
Add: Appropriations from Statement of Profit and Loss (refer note 28)	-	-	253.6	186.9	73.9	-
Less: Investment Income Accrued to Core Settlement Guarantee Fund (refer note 28)	-	27.9	-	-	-	-
Less: Contribution to Settlement Guarantee Fund (refer note 28)	-	54.5	-	-	-	-
Less: Contribution to Core Settlement Guarantee Fund (refer note 28)	-	174.1	257.9	-	-	-
Closing Balance	-	-	256.5	260.8	73.9	-
Surplus in Restated Summary Statement of Profit and Loss						
Opening Balance	3,887.8	3,118.1	2,988.6	2,948.2	3,134.6	2,906.0
Add: Reversal of Dividend Distribution Tax	42.3	179.6	62.8	49.3	13.8	-
Add: Contribution to Core Settlement Guarantee Fund utilized from Settlement Guarantee Fund (refer note 28)	-	174.1	257.9	-	-	-
Add: Investment Income Accrued to Core Settlement Guarantee Fund (refer note 28)	-	27.9	-	-	-	-
Add: Contribution to Settlement Guarantee Fund (refer note 28)	-	54.5	-	-	-	-
Add: Profit for the year / period	861.8	1,319.1	756.5	747.7	398.2	1,116.0
Less: Depreciation on transition to Schedule II of the Companies Act, 2013 on tangible fixed assets with nil remaining useful life (Net of deferred tax) (refer footnote of note 9)	-	-	32.7	-	-	-
Amount available for appropriations	4,791.9	4,873.3	4,033.1	3,745.2	3,546.6	4,022.0
Appropriations						
Contribution to Settlement Guarantee Fund (United Stock Exchange of India Limited)	-	-	1.2	-	-	-
Contribution to Settlement Guarantee Fund	-	-	253.6	186.9	73.9	-
Income on Contribution to Settlement Guarantee Fund (United Stock Exchange of India Limited)	-	-	3.2	-	-	-
Interim Dividend	-	382.1	-	-	-	-
Proposed Dividend	-	436.7	545.9	423.0	423.0	634.5
Corporate Dividend Tax	-	166.7	111.1	71.9	71.9	102.9
Transferred to General Reserve	-	-	-	74.8	29.6	150.0
Closing Balance	4,791.9	3,887.8	3,118.1	2,988.6	2,948.2	3,134.6

* Represents allotment of shares held in abeyance.

NOTE - 3 Restated Unconsolidated Summary Statement of Reserves and Surplus (Continued..)

(₹ in Million)

Particulars	As at September 30, 2016	As at March 31, 2016	As at March 31, 2015	As at March 31, 2014	As at March 31, 2013	As at March 31, 2012
Trade Guarantee Fund (Cash and Derivatives)						
Opening Balance	-	-	-	-	-	2,279.8
Add: Transferred from Defaulter	-	-	-	-	-	8.1
Less: Transferred to General Reserve	-	-	-	-	-	(2,287.9)
Closing Balance	-	-	-	-	-	-
Trade Guarantee Fund (G-Sec)						
Opening Balance	-	-	-	-	-	77.0
Less: Transferred to General Reserve	-	-	-	-	-	(77.0)
Closing Balance	-	-	-	-	-	-
Trade Guarantee Fund (CDX)						
Opening Balance	-	-	-	-	-	120.5
Less: Transferred to General Reserve	-	-	-	-	-	(120.5)
Closing Balance	-	-	-	-	-	-
Brokers' Contingency Fund						
Opening Balance	-	-	-	-	-	557.3
Less: Transferred to General Reserve	-	-	-	-	-	(557.3)
Closing Balance	-	-	-	-	-	-
Total	23,332.8	22,428.7	21,925.9	20,747.8	20,445.8	20,528.8

Notes:**Capital Reserve**

Pursuant to the Corporatisation and Demutualisation Scheme 2005, the balance in Contribution by Members, Forfeiture of Members Application Money, Technology Reserve, Stock Exchange building, Seth Chunnilal Motilal Library, Charity, Income and Expenditure Account as at 19th August, 2005 as appearing in BSE are transferred to Capital Reserve being reserves which shall not be used for purposes other than the operation of the Exchange.

Securities Premium

Share issue expenses were adjusted against Securities Premium as is permissible under Section 52 of the Companies Act, 2013 to the extent any balance is available for utilisation in Securities Premium.

Trade Guarantee Fund Cash and derivative

In 1997, BSE had set up Trade Guarantee Fund Cash and derivative to guarantee the settlement of bonafide transactions of members of the Exchange, which form part of the Exchange settlement system so as to ensure timely completion of settlement of trades and thereby protect the interest of investors and the members of the Exchange. The constitution of Trade Guarantee Fund Cash and derivative and its rules and bye-laws were approved by SEBI. BSE had contributed a sum of ₹ 600 million from the accumulated contribution from its members in the year 1997-98. Every member contributes a fixed sum at the time of commencement of business and there after a percentage of the gross turnover as prescribed from time to time. Trade Guarantee Fund Cash and derivative was represented by earmarked investments and the income earned on these investments is credited to the Statement of Profit and Loss and then appropriated to the Fund (net of applicable taxes). Pursuant to the Scheme of Arrangement approved with effect from 1st April, 2011 by Hon'ble High Court, Bombay, as referred to in Note 29, the balance in Trade Guarantee Fund Cash and derivative was transferred to General Reserve.

Trade Guarantee Fund (G-Sec Segment)

In 2003, BSE had set up a distinct Trade Guarantee Fund (G-Sec Segment) for trading in Central Government Securities and the Fund was created with an initial contribution of ₹ 50 million by transferring the said amount from the free reserves of BSE. Trade Guarantee Fund (G-Sec Segment) is represented by earmarked investments and the income earned on these investments is credited to the Statement of Profit and Loss and then appropriated to Trade Guarantee Fund (G-Sec Segment) (net of applicable taxes). Pursuant to the Scheme of Arrangement approved with effect from 1st April, 2011 by Hon'ble High Court, Bombay, as referred to in Note 29 the balance in Trade Guarantee Fund (G-Sec Segment) was transferred to General Reserve.

Trade Guarantee Fund (CDX)

In 2008, BSE had set up a distinct Trade Guarantee Fund (CDX) for trading in Currency Derivatives and it was created with an initial contribution of ₹ 100 million by transferring the said amount from the Capital Reserves of the Exchange. Trade Guarantee Fund (CDX) is represented by earmarked investments and the income earned on these investments is credited to the Statement Profit and Loss and then appropriated to Trade Guarantee Fund (CDX) (net of applicable taxes). Pursuant to the Scheme of Arrangement approved with effect from 1st April, 2011 by Hon'ble High Court, Bombay, as referred to in Note 29, the balance in Trade Guarantee Fund (CDX) was transferred to General Reserve.

Brokers' Contingency Fund

In 1997, BSE had set up the Brokers' Contingency Fund with a view to make temporary refundable advance(s) to the members facing financial mismatch so as to protect the interests of the investors dealing through members of BSE by ensuring timely completion of settlement. The initial contribution of BSE to the corpus of Brokers' Contingency Fund was ₹ 95.1 million. Brokers' Contingency Fund is represented by earmarked investments. As there has been no utilisation from the Brokers' Contingency Fund in the recent past, the Exchange has decided that the income earned on these investments and initial contribution from members should not be appropriated to Brokers' Contingency Fund with effect from 1st April, 2008. Pursuant to the Scheme of Arrangement approved with effect from 1st April, 2011 by Hon'ble High Court, Bombay, as referred to in Note 29, the balance in Brokers' Contingency Fund was transferred to General Reserve.

NOTE - 4 Restated Unconsolidated Summary Statement of Deferred Tax Liabilities (net)

(₹ in Million)

Particulars	As at September 30, 2016	As at March 31, 2016	As at March 31, 2015	As at March 31, 2014	As at March 31, 2013	As at March 31, 2012
Deferred Tax Liabilities	-	-	94.3	115.1	75.7	71.5
Deferred Tax Assets	-	-	69.2	24.8	23.0	21.4
Deferred Tax Liability (Net)	-	-	25.1	90.3	52.7	50.1
Note: Major components of deferred tax assets / liabilities arising on account of timing difference comprises of the following:						
Tax effect of items constituting Deferred Tax Liability						
On difference between book balance and tax balance of fixed assets	-	-	94.3	115.1	75.7	71.5
Total Deferred Tax Liability (A)	-	-	94.3	115.1	75.7	71.5
Expenses Allowed on Payment Basis	-	-	18.3	11.7	16.1	19.8
Provision for Trade Receivable	-	-	12.2	11.4	5.2	-
Voluntary Retirement Scheme	-	-	35.4	-	-	-
Others	-	-	3.3	1.7	1.7	1.6
Total Deferred Tax Assets (B)	-	-	69.2	24.8	23.0	21.4
Net Deferred Tax Liability (A - B)	-	-	25.1	90.3	52.7	50.1

NOTE - 5 Restated Unconsolidated Summary Statement of Other Long Term Liabilities

(₹ in Million)

Particulars	As at September 30, 2016	As at March 31, 2016	As at March 31, 2015	As at March 31, 2014	As at March 31, 2013	As at March 31, 2012
Trade Payables						
(i) Total outstanding dues of Micro, Small and Medium Enterprises	-	-	-	-	-	-
(ii) Total outstanding dues of capital creditors other than Micro, Small and Medium Enterprises						
- Accrued Employee benefit expenses	29.5	33.3	30.9	19.2	9.6	-
- Payable to Service Provider	-	-	-	13.7	27.4	-
Other Liabilities (Consideration payable towards purchase of Investments)	-	-	-	-	50.0	70.0
Income Received in Advance	11.1	9.5	11.3	6.7	3.2	2.9
Non Current maturities of finance lease obligations	-	6.7	12.7	18.1	-	-
Other Deposits Received from Members	252.8	227.4	182.0	-	-	-
Security Deposits (for premises)	10.4	15.4	-	10.4	10.4	17.6
Total	303.8	292.3	236.9	68.1	100.6	90.5
Disclosures required under section 22 of the Micro, Small and Medium Enterprises Development Act, 2006						
(a) Principal amount and interest thereon remaining unpaid at the end of year Interest paid including payment made beyond appointed day	-	-	-	-	-	-
(b) Interest due and payable for delay during the year / period	-	-	-	-	-	-
(c) Amount of interest accrued and unpaid as at year end / period end	-	-	-	-	-	-
(d) The amount of further interest due and payable even in the succeeding year / period	-	-	-	-	-	-

NOTE - 6 Restated Unconsolidated Summary Statement of Trade Payables

(₹ in Million)

Particulars	As at September 30, 2016	As at March 31, 2016	As at March 31, 2015	As at March 31, 2014	As at March 31, 2013	As at March 31, 2012
(i) Total outstanding dues of Micro, Small and Medium Enterprises	-	-	-	-	-	-
(ii) Total outstanding dues of capital creditors other than Micro, Small and Medium Enterprises						
Payable to Service Providers	499.0	408.5	341.0	232.8	217.6	386.4
Accrued Employee benefits expense	150.4	137.2	111.8	101.7	70.7	89.8
Total	649.4	545.7	452.8	334.5	288.3	476.2
Disclosures required under section 22 of the Micro, Small and Medium Enterprises Development Act, 2006						
(a) Principal amount and interest thereon remaining unpaid at the end of year Interest paid including payment made beyond appointed day	-	-	-	-	-	-
(b) Interest due and payable for delay during the year / period	-	-	-	-	-	-
(c) Amount of interest accrued and unpaid as at year end / period end	-	-	-	-	-	-
(d) The amount of further interest due and payable even in the succeeding year / period	-	-	-	-	-	-

NOTE - 7 Restated Unconsolidated Summary Statement of Other Current Liabilities

(₹ in Million)

Particulars	As at September 30, 2016	As at March 31, 2016	As at March 31, 2015	As at March 31, 2014	As at March 31, 2013	As at March 31, 2012
Owned :						
Capital Creditors						
(i) Total outstanding dues of Micro, Small and Medium Enterprises	-	-	-	-	-	-
(ii) Total outstanding dues of capital creditors other than Micro, Small and Medium Enterprises	35.8	61.3	101.1	104.2	93.3	34.4
Deposits and Margins Received from Members	789.7	780.0	803.7	715.2	564.0	581.9
Deposits Others	87.4	84.1	298.8	78.7	82.9	63.0
Income Received in Advance	669.1	164.0	164.9	156.3	181.2	59.3
Advances received from Customers	26.2	17.1	10.7	10.3	5.7	9.4
Due to Subsidiaries	-	14.7	0.4	35.0	13.3	54.6
Statutory Remittances	877.6	209.6	980.4	139.6	115.0	219.2
Other Liabilities (refer note below)	403.1	287.0	177.8	187.9	134.1	100.0
Contribution Payable to Settlement Guarantee Fund	655.4	514.3	-	-	-	-
Current maturities of finance lease obligations	6.7	6.0	5.4	4.9	-	-
Accrued Interest on finance lease obligations (Not due)	0.1	1.0	1.4	1.7	-	-
Investor Education and Protection Fund - Unpaid Dividend (Not Due)	5.6	3.2	2.9	2.8	1.9	1.3
Total (A)	3,556.7	2,142.3	2,547.5	1,436.6	1,191.4	1,123.1
Earmarked :						
From Companies - 1% of their Public Issue (*)	1,596.3	1,432.9	1,332.5	1,154.0	1,069.2	1,360.5
Defaulters' Liabilities (*)	285.0	670.2	649.6	593.6	560.4	497.9
Less: Receivable from Defaulters	-	-	-	(0.9)	(0.9)	(0.7)
Net Defaulters' Liabilities (*)	285.0	670.2	649.6	592.7	559.5	497.2
Withheld Liabilities (*)	581.1	567.6	386.0	366.1	333.6	198.2
Investors' Protection - Derivatives (*)	-	-	-	87.7	80.1	46.6
Others	174.8	133.4	110.3	81.5	51.0	100.3
Total (B)	2,637.2	2,804.1	2,478.4	2,282.0	2,093.4	2,202.8
Total (A + B)	6,193.9	4,946.4	5,025.9	3,718.6	3,284.8	3,325.9
Disclosures required under section 22 of the Micro, Small and Medium Enterprises Development Act, 2006						
(a) Principal amount and interest thereon remaining unpaid at the end of year Interest paid including payment made beyond appointed day during the year	-	-	-	-	-	-
(b) Interest due and payable for delay during the year / period	-	-	-	-	-	-
(c) Amount of interest accrued and unpaid as at year end / period end	-	-	-	-	-	-
(d) The amount of further interest due and payable even in the succeeding year / period	-	-	-	-	-	-
(*) Investments and Deposits in note "11", "14" and "16" have been earmarked against these liabilities.						

Notes: Other Liabilities includes

a) Investors' Services Fund (ISF):

(₹ in Million)

Particulars	As at September 30, 2016	As at March 31, 2016	As at March 31, 2015	As at March 31, 2014	As at March 31, 2013	As at March 31, 2012
Annual Listing Fees received during the year / period	963.5	999.5	618.0	320.1	302.6	279.5
20% of the above (Amount to be contributed)	192.7	199.9	123.6	64.0	60.5	55.9
Expenses incurred on behalf of ISF	84.4	112.7	56.1	46.7	46.4	37.6
Expenses recoverable (Subject to maximum of the contribution)	84.4	112.7	56.1	46.7	46.4	37.6
Closing Balance in fund	314.0	205.7	118.5	49.7	32.4	18.3
As per SEBI directive, from 1996-97, BSE decided to set aside 20% of the Annual listing fees received to an Investors' Services Account. The Exchange has charged all direct expenses incurred towards Investors Services to this Account.						
b) Other Liabilities includes dividend for earlier years in respect of shares held in abeyance as referred to in Note 2(c)	77.0	69.8	54.3	53.2	47.3	35.0

NOTE - 8 Restated Unconsolidated Summary Statement of Short Term Provisions

(₹ in Million)

Particulars	As at September 30, 2016	As at March 31, 2016	As at March 31, 2015	As at March 31, 2014	As at March 31, 2013	As at March 31, 2012
Provision for Employee Benefits						
Provision for Compensated Absences	53.5	55.3	51.8	30.2	30.2	32.0
Other Provisions						
Provision for Tax (net of advance tax)	184.0	85.2	85.2	24.7	24.7	28.4
Others (refer note below)	-	-	-	-	12.8	12.8
Provision for Proposed Dividend on Equity Shares	-	436.7	545.9	423.0	423.0	634.5
Corporate Dividend Tax on Proposed Dividend	-	88.9	111.1	71.9	71.9	102.9
Total	237.5	666.1	794.0	549.8	562.6	810.6

Note: The Exchange has made cumulative provision towards the additional Property Tax demands by Brihanmumbai Municipal Corporation which has been disclosed as Others.

NOTE - 9 Restated Unconsolidated Summary Statement of Fixed Assets

(₹ in Million)

Description of Asset	TANGIBLE ASSETS									Intangible Assets		Total Intangible Assets	Total Gross Block
	Gross Block	Freehold Land	Buildings	Plant and Machinery	Electrical Installations	Computers - (a) Hardware and Networking Equipment	Computers - (b) Hardware and Networking Equipment on Lease	Furniture, fixtures and Office Equipments	Motor Vehicles	Total Tangible Assets	Software		
As at 31st March 2011	101.0	322.1	242.6	130.1	3,000.5	-	317.8	7.9	4,122.0	363.9	-	363.9	4,485.9
Additions During the year ended March 31, 2012	-	43.6	18.3	18.1	12.2	-	27.6	-	119.8	42.3	-	42.3	162.1
Deductions / Adjustments	-	-	8.0	0.1	27.3	-	5.3	6.1	46.8	-	-	-	46.8
As at 31st March 2012	101.0	365.7	252.9	148.1	2,985.4	-	340.1	1.8	4,195.0	406.2	-	406.2	4,601.2
Additions During the year ended March 31, 2013	-	7.3	15.5	62.9	111.3	-	21.9	-	218.9	114.7	-	114.7	333.6
Deductions / Adjustments	-	-	0.2	0.1	5.4	-	-	0.5	6.2	0.8	-	0.8	7.0
As at 31st March 2013	101.0	373.0	268.2	210.9	3,091.3	-	362.0	1.3	4,407.7	520.1	-	520.1	4,927.8
Additions During the year ended March 31, 2014	-	13.5	0.6	4.7	67.9	30.4	6.2	-	123.3	117.5	-	117.5	240.8
Deductions / Adjustments	-	0.6	-	1.6	477.5	-	55.2	1.3	536.2	0.5	-	0.5	536.7
As at 31st March 2014	101.0	385.9	268.8	214.0	2,681.7	30.4	313.0	-	3,994.8	637.1	-	637.1	4,631.9
Additions During the year ended March 31, 2015	-	179.7	42.3	167.9	455.3	-	41.0	2.3	888.5	130.2	156.5	286.7	1,175.2
Deductions / Adjustments	-	2.2	1.1	0.2	16.9	-	2.1	-	22.5	-	-	-	22.5
Addition on account of Merger	-	-	-	-	0.8	-	-	-	0.8	0.5	-	0.5	1.3
As at 31st March 2015	101.0	563.4	310.0	381.7	3,120.9	30.4	351.9	2.3	4,861.6	767.8	156.5	924.3	5,785.9
Additions During the year ended March 31, 2016	-	65.7	69.8	79.4	155.7	-	102.2	-	472.8	83.9	-	83.9	556.7
Deductions / Adjustments	-	-	42.5	44.2	1,955.4	20.0	66.3	-	2,128.4	184.7	-	184.7	2,313.1
As at 31st March 2016	101.0	629.1	337.3	416.9	1,321.2	10.4	387.8	2.3	3,206.0	667.0	156.5	823.5	4,029.5
Additions During the six months ended September 30, 2016	-	0.5	0.2	0.6	93.5	-	3.4	-	98.2	33.4	-	33.4	131.6
Deductions / Adjustments	-	-	0.2	0.6	0.9	-	0.6	-	2.3	-	-	-	2.3
As at 30th September 2016	101.0	629.6	337.3	416.9	1,413.8	10.4	390.6	2.3	3,301.9	700.4	156.5	856.9	4,158.8

Description of Asset	TANGIBLE ASSETS									Intangible Assets		Total Intangible Assets	Total Accumulated Depreciation and Amortization
	Accumulated Depreciation and Amortization	Freehold Land	Buildings	Plant and Machinery	Electrical Installations	Computers - (a) Hardware and Networking Equipment	Computers - (b) Hardware and Networking Equipment on Lease	Furniture, fixtures and Office Equipments	Motor Vehicles	Total Tangible Assets	Software		
As at 31st March 2011	-	224.8	150.8	87.7	2,523.1	-	241.1	6.3	3,233.8	247.9	-	247.9	3,481.7
Depreciation and Amortization for the year ended March 31, 2012	-	6.2	14.1	10.4	193.5	-	19.3	0.3	243.8	53.0	-	53.0	296.8
Deductions / Adjustments	-	-	7.9	0.1	27.3	-	5.1	5.1	45.5	-	-	-	45.5
As at 31st March 2012	-	231.0	157.0	98.0	2,689.3	-	255.3	1.5	3,432.1	300.9	-	300.9	3,733.0
Depreciation and Amortization for the year ended March 31, 2013	-	6.8	14.0	11.1	141.8	-	17.8	0.1	191.6	53.4	-	53.4	245.0
Deductions / Adjustments	-	-	0.1	0.1	4.2	-	-	0.4	4.8	0.3	-	0.3	5.1
As at 31st March 2013	-	237.8	170.9	109.0	2,826.9	-	273.1	1.2	3,618.9	354.0	-	354.0	3,972.9

NOTE - 9 Restated Unconsolidated Summary Statement of Fixed Assets (Continued..)

(₹ in Million)

Description of Asset	TANGIBLE ASSETS								Intangible Assets			Total Accumulated Depreciation and Amortization	
	Freehold Land	Buildings	Plant and Machinery	Electrical Installations	Computers - (a) Hardware and Networking Equipment	Computers - (b) Hardware and Networking Equipment on Lease	Furniture, fixtures and Office Equipments	Motor Vehicles	Total Tangible Assets	Software	Goodwill on Amalgamation		Total Intangible Assets
As at 31st March 2013	-	237.8	170.9	109.0	2,826.9	-	273.1	1.2	3,618.9	354.0	-	354.0	3,972.9
Depreciation and Amortization for the year ended March 31, 2014	-	6.9	13.8	20.9	113.8	6.8	16.4	-	178.6	87.1	-	87.1	265.7
Deductions / Adjustments	-	-	-	1.2	453.9	-	48.6	1.2	504.9	0.5	-	0.5	505.4
As at 31st March 2014	-	244.7	184.7	128.7	2,486.8	6.8	240.9	-	3,292.6	440.6	-	440.6	3,733.2
Depreciation and Amortization for the year ended March 31, 2015	-	12.3	23.3	37.5	210.5	10.0	35.9	0.3	329.8	113.8	78.0	191.8	521.6
Deductions / Adjustments	-	0.4	0.5	0.1	16.3	-	1.3	-	18.6	-	-	-	18.6
Transition Adjustment to Companies Act 2013	-	-	3.9	2.2	27.7	-	15.7	-	49.5	-	-	-	49.5
As at 31st March 2015	-	256.6	211.4	168.3	2,708.7	16.8	291.2	0.3	3,653.3	554.4	78.0	632.4	4,285.7
Depreciation and Amortization for the year ended March 31, 2016	-	18.9	24.5	65.2	214.4	5.8	49.0	0.6	378.4	106.9	78.5	185.4	563.8
Deductions / Adjustments	-	-	42.2	44.0	1,955.4	19.8	65.9	-	2,127.3	184.7	-	184.7	2,312.0
As at 31st March 2016	-	275.5	193.7	189.5	967.7	2.8	274.3	0.9	1,904.4	476.6	156.5	633.1	2,537.5
Depreciation and Amortization for the Six months ended September 30, 2016	-	11.1	14.3	30.8	95.0	1.7	22.1	0.2	175.2	44.8	-	44.8	220.0
Deductions / Adjustments	-	-	-	-	0.9	-	0.4	-	1.3	-	-	-	1.3
As at 30th September 2016	-	286.6	208.0	220.3	1,061.8	4.5	296.0	1.1	2,078.3	521.4	156.5	677.9	2,756.2

Description of Asset	TANGIBLE ASSETS								Intangible Assets			Total Net Block	
	Freehold Land	Buildings	Plant and Machinery	Electrical Installations	Computers - (a) Hardware and Networking Equipment	Computers - (b) Hardware and Networking Equipment on Lease	Furniture, fixtures and Office Equipments	Motor Vehicles	Total Tangible Assets	Software	Goodwill on Amalgamation		Total Intangible Assets
As at 31st March 2012	101.0	134.7	95.9	50.1	296.1	-	84.8	0.3	762.9	105.3	-	105.3	868.2
As at 31st March 2013	101.0	135.2	97.3	101.9	264.4	-	88.9	0.1	788.8	166.1	-	166.1	954.9
As at 31st March 2014	101.0	141.2	84.1	85.3	194.9	23.6	72.1	-	702.2	196.5	-	196.5	898.7
As at 31st March 2015	101.0	306.8	98.6	213.4	412.2	13.6	60.7	2.0	1,208.3	213.4	78.5	291.9	1,500.2
As at 31st March 2016	101.0	353.6	143.6	227.4	353.5	7.6	113.5	1.4	1,301.6	190.4	-	190.4	1,492.0
As at 30th September 2016	101.0	343.0	129.3	196.6	352.0	5.9	94.6	1.2	1,223.6	179.0	-	179.0	1,402.6

During the year ended March 31, 2015, the Company had reassessed the depreciation rate on tangible fixed assets as per the useful life specified in the Companies Act, 2013. Based on the estimates at that time, depreciation of ₹ 49.5 million on account of assets whose useful life was already exhausted as on April 01, 2014 and deferred tax of ₹ 16.8 million thereon was adjusted against the opening surplus in the Statement of Profit and Loss (refer note 3) as at April 1, 2014. As a result of the change, the charge on account of the depreciation for the year ended March 31, 2015 was higher by ₹ 70.3 million compared to the charge based on useful lives estimated in earlier years.

NOTE - 10 Restated Unconsolidated Summary Statement of Deferred Tax Assets (net)

(` in Million)

Particulars	As at September 30, 2016	As at March 31, 2016	As at March 31, 2015	As at March 31, 2014	As at March 31, 2013	As at March 31, 2012
Deferred Tax Assets	76.9	76.3	-	-	-	-
Deferred Tax Liabilities	51.2	50.3	-	-	-	-
Deferred Tax Asset (Net)	25.7	26.0	-	-	-	-
Note : Major components of deferred tax assets/liabilities arising on account of timing difference comprises of the following:						
Expenses Allowed on Payment Basis	19.7	19.7	-	-	-	-
Provision for Trade Receivable	15.3	9.0	-	-	-	-
Voluntary Retirement Scheme	22.5	26.5	-	-	-	-
Others	19.4	21.1	-	-	-	-
Total Deferred Tax Assets (A)	76.9	76.3	-	-	-	-
On difference between book balance and tax balance of fixed assets	51.2	50.3	-	-	-	-
Total Deferred Tax Liability (B)	51.2	50.3	-	-	-	-
Net Deferred Tax Asset (A - B)	25.7	26.0	-	-	-	-

NOTE - 11 Restated Unconsolidated Summary Statement of Non Current Investments

(` in Million)

Particulars	As at September 30, 2016	As at March 31, 2016	As at March 31, 2015	As at March 31, 2014	As at March 31, 2013	As at March 31, 2012
(i) Trade Investment						
Investments in Equity Instruments (Own Funds)						
30,875 Shares of Calcutta Stock Exchange Ltd. of ₹ 1/- each	61.8	61.8	61.8	61.8	61.8	61.8
225,000,000 Shares of United Stock Exchange of India Ltd. of ₹1/- each	-	-	-	225.0	225.0	225.0
2,187,015 Shares of National Power Exchange Ltd. of ₹10/- each	-	21.9	21.9	21.9	21.9	21.9
Associate						
3,000,750 Shares of Institutional Investor Advisory Services India Ltd. of ₹ 10/- each	-	-	40.0	40.0	40.0	40.0
Joint Venture						
98,000 shares of BOI Shareholding Ltd. of ₹ 100/- each	-	-	9.8	9.8	9.8	9.8
5,000 Shares of Asia Index Private Limited of ₹ 10/- each	0.1	0.1	0.1	0.1	-	-
Subsidiaries (unquoted)						
20,000,000 Shares of Marketplace Technologies Pvt. Ltd of ₹ 1/- each	425.0	425.0	425.0	425.0	425.0	425.0
56,634,600 Shares of Central Depository Services (India) Ltd. of ₹ 10/- each	1,279.5	1,279.5	1,279.5	1,279.5	1,279.5	1,279.5
500,000,000 Shares of BSE Institute Limited of ₹ 1/- each	500.0	500.0	500.0	500.0	500.0	500.0
2,600,000 Shares (previous years : 100,000 Shares) of BSE CSR Sammaan Limited of ₹ 10/-	26.0	1.0	-	-	-	-
10,000,000 Shares of BFSI Sector Skill Council of India of ₹ 1/- each	10.0	10.0	10.0	10.0	-	-
1,000,000 Shares of BSE Investments Limited of ₹ 1/- each	1.0	1.0	1.0	1.0	-	-
37,500 Shares of BSE CSR Integrated Foundation of ₹ 1/- each	0.4	-	-	-	-	-
3,540,000,000 Shares of Indian Clearing Corporation Ltd. of ₹ 1/- each	3,540.0	3,540.0	3,540.0	3,540.0	3,540.0	500.0
	5,843.8	5,840.3	5,889.1	6,114.1	6,103.0	3,063.0
Less : Provision for Diminution in value of Long term Investment	71.8	93.7	87.8	10.6	-	-
	5,772.0	5,746.6	5,801.3	6,103.5	6,103.0	3,063.0
(ii) Non-Trade Investment						
Investments in Debentures and Bonds (Own Funds)						
Bonds and Non Convertible Debentures (Quoted)	10,273.9	10,388.9	8,352.7	7,324.2	4,337.3	4,893.9
Investments in Debentures and Bonds (Earmarked Funds)						
Bonds and Non Convertible Debentures (Quoted)	-	-	150.9	151.7	152.4	153.1
Investments in Mutual Funds (Own Funds)						
Units of Dividend Oriented Debt Schemes of Mutual Funds	-	-	15.0	15.0	15.0	15.0
Units of Growth Oriented Debt Schemes of Mutual Funds (Quoted)	100.0	100.0	100.0	-	-	-
Less : Provision for Diminution in value of Long term Investment	-	-	-	-	(10.4)	-
Total	16,145.9	16,235.5	14,419.9	13,594.4	10,597.3	8,125.0
Aggregate Cost of Quoted Investments	10,373.9	10,488.9	8,618.6	7,490.9	4,504.7	5,062.0
Market Value of Quoted Investments	10,905.5	10,741.8	8,862.5	7,377.3	4,516.6	4,916.8
Book Value of Unquoted Investments	5,772.0	5,746.6	5,801.3	6,103.5	6,092.6	3,063.0

NOTE - 11 Restated Unconsolidated Summary Statement of Non Current Investments (Continued..)

(₹ in Million)

Sr. No.	Company Name	Balance as on September 30, 2016		Balance as on March 31, 2016		Balance as on March 31, 2015		Balance as on March 31, 2014		Balance as on March 31, 2013		Balance as on March 31, 2012	
		Nos of Shares	Amount	Nos of Shares	Amount	Nos of Shares	Amount	Nos of Shares	Amount	Nos of Shares	Amount	Nos of Shares	Amount
Own Funds													
Trade Investment													
Investments in Equity Instruments (Own Funds)													
1	Equity Shares of Calcutta Stock Exchange Ltd. of ₹ 1/- each	30,875	61.8	30,875	61.8	30,875	61.8	30,875	61.8	30,875	61.8	30,875	61.8
2	Equity Shares of United Stock Exchange of India Ltd. of ₹1/- each	-	-	-	-	-	-	22,50,00,000	225.0	22,50,00,000	225.0	22,50,00,000	225.0
3	Equity Shares of National Power Exchange Ltd. of ₹ 10/- each	-	-	21,87,015	21.9	21,87,015	21.9	21,87,015	21.9	21,87,015	21.9	21,87,015	21.9
Associate													
4	Equity Shares of Institutional Investor Advisory Services India Ltd. of ₹ 10/- each	-	-	-	-	30,00,750	40.0	30,00,750	40.0	30,00,750	40.0	30,00,750	40.0
Joint Venture													
5	Equity Shares of BOI Shareholding Ltd. of ₹ 100/- each	-	-	-	-	98,000	9.8	98,000	9.8	98,000	9.8	98,000	9.8
6	Equity Shares of Asia Index Private Limited of ₹ 10/- each	5,000	0.1	5,000	0.1	5,000	0.1	5,000	0.1	-	-	-	-
Subsidiaries (unquoted)													
7	Equity Shares of Marketplace Technologies Pvt. Ltd of ₹ 1/- each	2,00,00,000	425.0	2,00,00,000	425.0	2,00,00,000	425.0	2,00,00,000	425.0	2,00,00,000	425.0	2,00,00,000	425.0
8	Equity Shares of Central Depository Services (India) Ltd. of ₹ 10/- each	5,66,34,600	1,279.5	5,66,34,600	1,279.5	5,66,34,600	1,279.5	5,66,34,600	1,279.5	5,66,34,600	1,279.5	5,66,34,600	1,279.5
9	Equity Shares of BSE Institute Limited of ₹ 1/- each	50,00,00,000	500.0	50,00,00,000	500.0	50,00,00,000	500.0	50,00,00,000	500.0	50,00,00,000	500.0	50,00,00,000	500.0
10	Equity Shares of BSE CSR Sammaan Limited of ₹ 10/- each	26,00,000	26.0	1,00,000	1.0	-	-	-	-	-	-	-	-
11	Equity Shares of BSE Investments Limited of ₹ 1/- each	10,00,000	1.0	10,00,000	1.0	10,00,000	1.0	10,00,000	1.0	-	-	-	-
12	Equity Shares of BFSI Sector Skill Council of India of ₹ 1/- each	1,00,00,000	10.0	1,00,00,000	10.0	1,00,00,000	10.0	1,00,00,000	10.0	-	-	-	-
13	Equity Shares of BSE CSR Integrated Foundation of ₹ 1/- each	37,500	0.4	-	-	-	-	-	-	-	-	-	-
14	Equity Shares of Indian Clearing Corporation Ltd. of ₹ 1/- each	3,54,00,00,000	3,540.0	3,54,00,00,000	3,540.0	3,54,00,00,000	3,540.0	3,54,00,00,000	3,540.0	3,54,00,00,000	3,540.0	50,00,00,000	500.0
TOTAL		5,843.8		5,840.3		5,889.1		6,114.1		6,103.0		3,063.0	
(a) Own Funds													
Bonds & Non Convertible Debentures (Quoted)													
(a) Own Funds													
Bonds & Non Convertible Debentures (Quoted)													
1	9.49%-HDB Financial Services Limited-Jun 2019	50	49.9	50	49.9	50	49.9	-	-	-	-	-	-
2	9.18%-Housing Development Finance Corporation Limited-Feb 2018	250	247.8	250	246.9	250	245.3	250	243.6	-	-	-	-
3	9.70%-Housing Development Finance Corporation Limited- Mar 2017	-	-	-	-	200	200.5	-	-	-	-	-	-

NOTE - 11 Restated Unconsolidated Summary Statement of Non Current Investments (Continued..)

(₹ in Million)

Sr. No.	Scheme Name	Balance as on September 30, 2016		Balance as on March 31, 2016		Balance as on March 31, 2015		Balance as on March 31, 2014		Balance as on March 31, 2013		Balance as on March 31, 2012	
		Units	Amount	Units	Amount	Units	Amount	Units	Amount	Units	Amount	Units	Amount
(a) Own Funds													
Bonds & Non Convertible Debentures (Quoted)													
4	9.75%-Housing Development Finance Corporation Limited- Dec 2016	-	-	-	-	297	296.2	297	295.7	-	-	-	-
5	8.10%-Housing And Urban Development Corporation Limited-Mar 2022-Tax Free	17,69,400	1,826.8	17,69,400	1,832.1	10,69,400	1,114.1	-	-	-	-	-	-
6	8.51%-Housing And Urban Development Corporation Limited-Jan 2024-Tax Free	3,00,000	302.9	3,00,000	303.1	2,50,000	250.0	2,50,000	250.0	-	-	-	-
7	8.29%-Housing And Urban Development Corporation Limited-Mar 2024-Tax Free	1,00,000	100.0	1,00,000	100.0	1,00,000	100.0	1,00,000	100.0	-	-	-	-
8	10.00%-ICICI Bank Limited-Nov 2017	7,551	75.5	7,551	75.5	7,551	75.5	7,551	75.5	7,551	75.5	7,551	75.5
9	9.97%-Infrastructure Leasing & Financial Services Limited-Sep 2016	-	-	-	-	1,00,000	100.0	1,00,000	100.1	-	-	-	-
10	11.25%-Infrastructure Leasing & Financial Services Limited-Aug 2016	-	-	-	-	1,00,000	101.5	1,00,000	102.6	-	-	-	-
11	9.95%-Infrastructure Leasing & Financial Services Limited-Feb 2019	1,00,000	100.0	1,00,000	100.0	1,00,000	100.0	1,00,000	100.0	-	-	-	-
12	6.72%-Indian Railway Finance Corporation Limited-Dec 2020-Tax Free	7,500	748.3	7,500	748.1	7,500	747.8	7,500	747.4	7,500	747.0	7,500	746.3
13	7.55%-Indian Railway Finance Corporation Limited-Nov 2021-Tax Free	500	50.0	500	50.0	500	50.0	500	50.0	500	50.0	500	50.0
14	8.00%-Indian Railway Finance Corporation Limited-Feb 2022-Tax Free	6,52,773	664.6	6,52,773	665.7	6,31,898	646.2	6,31,898	648.3	6,31,898	650.3	54,375	54.4
15	7.19%-Indian Railway Finance Corporation Limited-Dec 2022-Tax Free	100	100.0	100	100.0	200	200.0	200	200.0	200	200.0	-	-
16	8.23%-Indian Railway Finance Corporation Limited-Feb 2024-Tax Free	3,00,000	308.2	3,00,000	308.8	2,00,000	203.5	1,50,000	150.0	-	-	-	-
17	8.35%-Indian Railway Finance Corporation Limited-Nov 2023-Tax Free	700	728.4	700	730.4	200	200.0	200	200.0	-	-	-	-
18	8.64%-LIC Housing Finance Limited-May 2016	-	-	-	-	200	197.6	200	195.5	-	-	-	-
19	9.30%-LIC Housing Finance Limited- Oct 2016	-	-	-	-	250	249.2	250	248.7	-	-	-	-
20	10.18%-LIC Housing Finance Limited-Sep 2016	-	-	-	-	100	100.1	100	100.2	-	-	-	-
21	10.60%-LIC Housing Finance Limited-Sep 2016	-	-	-	-	250	252.6	250	254.4	-	-	-	-
22	8.20%-NHAI-Jan 2022-Tax Free	-	-	-	-	61,810	61.8	61,810	61.8	61,180	61.8	61,180	61.8
23	8.27%-National Highways Authority Of India-Feb 2024-Tax Free	2,90,000	292.1	2,90,000	292.2	2,50,000	250.0	2,50,000	250.0	-	-	-	-
24	8.26%-National Highways Authority Of India-Jan 2024-Tax Free	18,050	90.3	18,050	90.3	18,050	90.3	18,050	90.3	-	-	-	-
25	8.41%-National Thermal Power Corporation Limited-Dec 2023-Tax Free	79,162	79.2	79,162	79.2	79,162	79.2	79,162	79.2	-	-	-	-
26	7.19%-Power Finance Corporation Limited-Jan 2023-Tax Free	1,00,000	100.0	1,00,000	100.0	1,00,000	100.0	1,00,000	100.0	1,00,000	100.0	-	-
27	8.20%-Power Finance Corporation Limited-Feb 2022-Tax Free	12,25,828	1,259.4	12,25,828	1,262.5	12,05,982	1,248.0	10,05,982	1,042.9	8,21,195	871.7	71,195	71.2
28	8.01%-Rural Electrification Corporation Limited-Aug 2023-Tax Free	250	250.1	250	250.1	250	250.1	250	250.1	-	-	-	-
29	8.01%-Rural Electrification Corporation Limited-Sep 2023-Tax Free	5,00,000	500.0	5,00,000	500.0	5,00,000	500.0	5,00,000	500.0	-	-	-	-
30	9.30%-SBI-Mar 2021	-	-	-	-	3,791	37.9	3,791	37.9	3,791	37.9	3,791	37.9
31	9.25%-TATA Sons Limited-Jun 2019	100	99.5	100	99.4	100	99.2	-	-	-	-	-	-

NOTE - 11 Restated Unconsolidated Summary Statement of Non Current Investments (Continued..)

(₹ in Million)

Sr. No.	Scheme Name	Balance as on September 30, 2016		Balance as on March 31, 2016		Balance as on March 31, 2015		Balance as on March 31, 2014		Balance as on March 31, 2013		Balance as on March 31, 2012	
		Units	Amount	Units	Amount	Units	Amount	Units	Amount	Units	Amount	Units	Amount
(a) Own Funds													
Bonds & Non Convertible Debentures (Quoted)													
32	8.09%-Power Finance Corporation Limited-Nov 2021-Tax Free	1,000	104.1	1,000	104.5	1,000	105.3	-	-	-	-	-	-
33	7.93%-Rural Electrification Corporation Limited-Mar 2022-Tax Free	1,64,702	169.8	1,64,702	170.2	48,991	50.9	-	-	-	-	-	-
34	8.19%-Rural Electrification Corporation Limited-Mar 2024-Tax Free	2,50,000	262.5	2,50,000	263.3	-	-	-	-	-	-	-	-
35	7.34%-Housing And Urban Development Corporation Limited-Feb 2023-Tax Free	1,00,000	100.3	1,00,000	100.3	-	-	-	-	-	-	-	-
36	8.14%-Housing And Urban Development Corporation Limited-Oct 2023-Tax Free	50,000	51.9	50,000	52.0	-	-	-	-	-	-	-	-
37	7.62%-Housing And Urban Development Corporation Limited-Nov 2021-Tax Free	1,000	101.3	1,000	101.5	-	-	-	-	-	-	-	-
38	7.18%-Indian Railway Finance Corporation Limited-Feb 2023-Tax Free	1,50,000	149.3	1,50,000	149.3	-	-	-	-	-	-	-	-
39	9.51%-LIC Housing Finance Limited-Jul 2019	100	101.6	100	101.9	-	-	-	-	-	-	-	-
40	11.08%-LIC Housing Finance Limited-Aug 2018	49	50.7	49	51.2	-	-	-	-	-	-	-	-
41	8.80%-Canfin Homes Limited-Jul 2018	100	100.0	100	100.0	-	-	-	-	-	-	-	-
42	8.77%-HDB Financial Services Limited-Jun 2018	50	50.0	50	50.0	-	-	-	-	-	-	-	-
43	8.81%-HDB Financial Services Limited-Jul 2018	50	50.0	50	50.0	-	-	-	-	-	-	-	-
44	8.75%-Infrastructure Leasing & Financial Services Limited-Jul 2020	50,000	50.0	50,000	50.0	-	-	-	-	-	-	-	-
45	8.74%-Infrastructure Leasing & Financial Services Limited-Aug 2018	1,00,000	100.0	1,00,000	100.0	-	-	-	-	-	-	-	-
46	8.80%-Kotak Mahindra Prime Limited-Jun 2018	50	50.0	50	50.0	-	-	-	-	-	-	-	-
47	8.65%-HDB Financial Services Limited-Sep 2018	50	50.0	50	50.0	-	-	-	-	-	-	-	-
48	8.71%-HDB Financial Services Limited-Oct 2018	100	99.8	100	99.8	-	-	-	-	-	-	-	-
49	8.8394%-HDB Financial Services Limited-Mar 2019	100	100.1	100	100.2	-	-	-	-	-	-	-	-
50	8.90%- Infrastructure Leasing & Financial Services Limited-Mar 2019	20,000	20.0	20,000	20.0	-	-	-	-	-	-	-	-
51	8.34%-LIC Housing Finance Limited-Mar 2018	250	248.7	250	248.4	-	-	-	-	-	-	-	-
52	9.50%-Housing Development Finance Corporation Ltd- Aug 2017	-	-	100	101.0	-	-	-	-	-	-	-	-
53	9.30%-Housing Development Finance Corporation Ltd- Oct 2017	140	140.8	140	141.1	-	-	-	-	-	-	-	-
54	8.60%-LIC Housing Finance Limited-Dec 2020	150	150.0	150	150.0	-	-	-	-	-	-	-	-
55	7.60%-Power Finance Corporation Limited-Dec 2015	-	-	-	-	-	-	100	99.1	100	98.6	100	97.0
56	8.90%-Power Grid Corporation Limited-Feb 2016	-	-	-	-	-	-	40	50.2	40	50.4	40	50.5
57	9.20%-Power Grid Corporation Limited-Mar 2016	-	-	-	-	-	-	160	201.9	160	202.9	160	203.9
58	9.40%-LIC Housing Finance Limited-Feb 2016	-	-	-	-	-	-	250	248.6	-	-	-	-
59	9.85%-Housing Development Finance Corporation Limited-Jun 2015	-	-	-	-	-	-	250	250.2	-	-	-	-

NOTE - 11 Restated Unconsolidated Summary Statement of Non Current Investments (Continued..)

(₹ in Million)

Sr. No.	Scheme Name	Balance as on September 30, 2016		Balance as on March 31, 2016		Balance as on March 31, 2015		Balance as on March 31, 2014		Balance as on March 31, 2013		Balance as on March 31, 2012	
		Units	Amount	Units	Amount	Units	Amount	Units	Amount	Units	Amount	Units	Amount
(a) Own Funds													
Bonds & Non Convertible Debentures (Quoted)													
60	7.95 % Housing Development Finance Corporation Limited, April 2014	-	-	-	-	-	-	-	-	200	200.0	200	200.0
61	8.40 % Housing Development Finance Corporation Limited, December 2014	-	-	-	-	-	-	-	-	500	491.6	500	486.5
62	8.25 % ICICI Home Finance Co. Ltd., May 2014	-	-	-	-	-	-	-	-	250	249.6	250	248.5
63	7.95% Infrastructure Development Finance Company Ltd., May 2014	-	-	-	-	-	-	-	-	250	250.0	250	250.0
64	11.35% IDBI Bank Ltd., December 2013	-	-	-	-	-	-	-	-	-	-	450	469.2
65	9.25% IDBI Bank Ltd., March 2014	-	-	-	-	-	-	-	-	-	-	250	255.3
66	6.85 % India Infrastructure Finance Company Ltd (Tax Free), January 2014	-	-	-	-	-	-	-	-	-	-	1,000	100.0
67	6.85 % India Infrastructure Finance Company Ltd (Tax Free), March 2014	-	-	-	-	-	-	-	-	-	-	2,000	199.6
68	11.40% Power Finance Corporation Limited	-	-	-	-	-	-	-	-	-	-	200	208.9
69	9.45 % Rural Electrification Corporation Ltd., April 2013	-	-	-	-	-	-	-	-	-	-	500	507.3
70	11.50% Rural Electrification Corporation Ltd., November 2013	-	-	-	-	-	-	-	-	-	-	500	520.1
TOTAL			10,273.9		10,388.9		8,352.7		7,324.2		4,337.3		4,893.9
Units of Dividend Oriented Debt Schemes of													
1	HDFC Debt Fund for Cancer Cure-100% Dividend Donation-Mar 2017	-	-	-	-	15,00,000	15.0	15,00,000	15.0	15,00,000	15.0	15,00,000	15.0
TOTAL			-		-		15.0		15.0		15.0		15.0
Units of Growth Oriented Debt Schemes of													
1	Reliance Fixed Horizon Fund-XXVIII- Series4-Direct-Jan 2018	1,00,00,000	100.0	1,00,00,000	100.0	1,00,00,000	100.0	-	-	-	-	-	-
Total			100.0		100.0		100.0		-		-		-
(b) Earmarked Funds													
Bonds & Non Convertible Debentures (Quoted)													
1	9.25%-Vijaya Bank-Aug 2016	-	-	-	-	150	150.9	150	151.7	150	152.4	150	153.1
TOTAL			-		-		150.9		151.7		152.4		153.1

NOTE - 12 Restated Unconsolidated Summary Statement of Long Term Loans and Advances

(₹ in Million)

Particulars	As at September 30, 2016	As at March 31, 2016	As at March 31, 2015	As at March 31, 2014	As at March 31, 2013	As at March 31, 2012
Unsecured, Considered good						
Security Deposits	24.6	25.4	26.9	29.7	22.7	38.8
Prepaid Expenses	7.8	7.5	8.4	9.5	10.8	6.4
Employee advances	8.2	8.9	7.8	12.6	14.4	16.7
Advance Income Tax (net of provision)	549.2	775.6	523.8	533.8	366.3	183.0
Share Application Money Paid for Investment in Subsidiary	-	0.4	-	-	-	-
MAT Credit entitlement	47.3	-	-	20.9	-	-
Total	637.1	817.8	566.9	606.5	414.2	244.9

Note :

There are no amounts recoverable from the directors or entity related to directors of the company.

NOTE - 13 Restated Unconsolidated Summary Statement of Other Non Current Assets

(₹ in Million)

Particulars	As at September 30, 2016	As at March 31, 2016	As at March 31, 2015	As at March 31, 2014	As at March 31, 2013	As at March 31, 2012
Gratuity Assets	5.7	14.9	21.0	29.0	18.5	13.0
Accrued Interest : Owned						
On Deposits	-	-	-	-	-	1.7
Total	5.7	14.9	21.0	29.0	18.5	14.7

NOTE - 14 Restated Unconsolidated Summary Statement of Current Investments

(₹ in Million)

Particulars	As at September 30, 2016	As at March 31, 2016	As at March 31, 2015	As at March 31, 2014	As at March 31, 2013	As at March 31, 2012
Non Trade Investment						
A) Current Investments (At lower of cost and fair value)						
(i) Trade Investments						
Investments in Bonds/CDs (Own Funds)						
Bonds and Non Convertible Debentures (Quoted)	200.3	-	-	648.0	-	-
Certificate of Deposits (Quoted)	-	449.6	3,245.6	298.7	-	-
Investments in Mutual Fund (Own Funds)						
Units of Dividend Oriented Debt Schemes of Mutual Funds (Quoted)	2,275.0	485.8	133.7	246.4	-	-
Units of Dividend Oriented Debt Schemes of Mutual Funds (Quoted)- Maintained by Indian Clearing Corporation Limited (ICCL)	-	-	5.4	-	-	-
Units of Dividend Oriented Debt Schemes of Mutual Funds (Unquoted)	-	-	-	-	183.4	-
Units of Growth Oriented Debt Schemes of Mutual Funds (Unquoted)	-	-	-	-	-	1,069.8
Less: Provision for Diminution	-	-	-	-	0.1	-
	2,275.0	485.8	139.1	246.4	183.3	1,069.8
Investments in Mutual Fund (Earmarked Funds)						
Units of Dividend Oriented Debt Schemes of Mutual Funds (Quoted)	-	-	22.9	94.7	-	-
Units of Growth Oriented Debt Schemes of Mutual Funds (Quoted)	-	-	7.5	7.5	7.5	-
Units of Growth Oriented Debt Schemes of Mutual Funds (Unquoted)	-	-	-	-	-	12.0
	-	-	30.4	102.2	7.5	12.0
B) Current portion of Long Term Investments (At lower of cost and fair value)						
Investments in Bonds/CDs (Own Funds)						
Bonds and Non Convertible Debentures (Quoted)	847.6	1,497.7	850.0	1,545.2	2,222.1	1,755.5
Investments in Mutual Fund (Own Funds)						
Units of Dividend Oriented Debt Schemes of Mutual Funds (Quoted)	15.0	15.0	-	-	50.0	-
Units of Growth Oriented Debt Schemes of Mutual Funds (Quoted)	-	-	-	-	-	148.0
	15.0	15.0	-	-	50.0	148.0
Investments in Mutual Fund (Earmarked Funds)						
Units of Growth Oriented Debt Schemes of Mutual Funds (Quoted)	-	-	-	-	-	200.0
Total	3,337.9	2,448.1	4,265.1	2,840.5	2,462.9	3,185.3
Aggregate Cost of Quoted Investments	3,337.9	2,448.1	4,265.1	2,840.5	2,279.6	2,103.5
Market Value of Quoted Investments	3,346.9	2,456.7	4,233.8	2,847.0	2,278.4	2,004.3
Book Value of Unquoted Investments	-	-	-	-	183.3	1,081.8

NOTE - 14 Restated Unconsolidated Summary Statement of Current Investments (Continued..)

(` in Million)

Sr. No.	Scheme Name	Balance as on September 30, 2016		Balance as on March 31, 2016		Balance as on March 31, 2015		Balance as on March 31, 2014		Balance as on March 31, 2013		Balance as on March 31, 2012	
		Units	Amount	Units	Amount	Units	Amount	Units	Amount	Units	Amount	Units	Amount
(a) Own Funds													
Certificate of Deposit (Quoted)													
1	HDFC Bank Limited	-	-	2,000	199.8	-	-	-	-	-	-	-	-
2	Axis Bank Limited	-	-	2,500	249.8	-	-	-	-	-	-	-	-
3	Bank Of India 06Apr2015	-	-	-	-	8,500	848.9	-	-	-	-	-	-
4	Indusind Bank 06Apr2015	-	-	-	-	15,000	1,497.9	-	-	-	-	-	-
5	South Indian Bank 06Apr2015	-	-	-	-	9,000	898.8	-	-	-	-	-	-
6	Indusind Bank 06Apr2014	-	-	-	-	-	-	3,000	298.7	-	-	-	-
	TOTAL				449.6		3,245.6		298.7				
Bonds & Non Convertible Debentures (Quoted)													
1	9.75% Infrastructure Development Finance Company Ltd., July 2014	-	-	-	-	-	-	200	199.9	-	-	-	-
2	9.37% LIC Housing Finance Ltd, November 2014	-	-	-	-	-	-	250	249.1	-	-	-	-
3	0%-Housing Development Finance Corporation Limited January 2017	50	50.2	-	-	-	-	-	-	-	-	-	-
4	9.75%-LIC housing finance November 2016	50	50.1	-	-	-	-	-	-	-	-	-	-
5	8.75%-Kotal Mahendra Prime Ltd December 2016	100	100.0	-	-	-	-	-	-	-	-	-	-
6	8.85% Power Finance Corporation Ltd., October 2014	-	-	-	-	-	-	200	199.0	-	-	-	-
	TOTAL		200.3						648.0				
Units Of Dividend Oriented Debt Schemes Of Mutual Funds (Quoted)													
1	ICICI Prudential Liquid - Direct - DDR - ISF	-	-	22,20,872	222.2	11,09,593	111.1	4,62,248	46.2	2,85,571	28.6	-	-
2	Kotak Income Opportunities Fund - Dir- Weekly DR	2,68,72,087	273.1	2,59,43,686	263.6	-	-	-	-	-	-	-	-
3	Housing Development Finance Corporation Liquid Fund Direct Plan	-	-	-	-	15,50,759	5.3	-	-	-	-	-	-
4	ICICI Prudential Liquid-Dir-DDR-SGF	-	-	-	-	825	0.1	-	-	-	-	-	-
5	Baroda Pioneer Liquid Fund Collection A/c	-	-	-	-	2,644	4.0	-	-	-	-	-	-
6	ICICI Prudential Liquid Fund Growth Plan	-	-	-	-	86,155	17.7	-	-	-	-	-	-
7	Reliance Liquidity Direct (Growth Plan)	-	-	-	-	441	0.9	-	-	-	-	-	-
8	ICICI Prudential Liquid - Super IP - Dividend	-	-	-	-	-	-	-	-	5,00,255	50.0	-	-
9	Reliance Liquidity Fund - Monthly Dividend Reinvestment	-	-	-	-	-	-	-	-	209	0.2	-	-
10	UTI Short Term Income Fund - IP - Dividend	-	-	-	-	-	-	-	-	48,32,760	52.0	-	-
11	DWS Short Maturity Fund - Prem Plus - Weekly Dividend	-	-	-	-	-	-	-	-	50,70,602	52.5	-	-
12	SBI Magnum Insta Cash - Cash Plan	-	-	-	-	-	-	1,19,500	200.2	-	-	-	-
13	L&T Liquid Fund - Daily Dividend	-	-	-	-	-	-	30	-	-	-	-	-
14	DSP Black Rock Liquidity Fund - DIR - DDR	4,99,807	500.2	-	-	-	-	-	-	-	-	-	-
15	Reliance Liquid Fund - Cash Plan - DIR - DDR	2,07,839	231.6	-	-	-	-	-	-	-	-	-	-
16	Axis Liquid Fund - Direct - Daily Dividend Reinvestment	4,56,145	456.4	-	-	-	-	-	-	-	-	-	-
17	LIC Mutual Fund Liquid Fund - Direct - Daily Dividend Reinvestment	6,95,491	763.7	-	-	-	-	-	-	-	-	-	-
18	Reliance Liquid Fund Treasury Plan - Direct - Daily Dividend Reinvestment	32,712	50.0	-	-	-	-	-	-	-	-	-	-
	TOTAL		2,275.0		485.8		139.1		246.4		183.3		
Units of Growth Oriented Debt Schemes of Mutual Funds													
1	Birla Sun Life Cash Manager - I P - Growth	-	-	-	-	-	-	-	-	-	-	2,08,876	37.5
2	ICICI Prudential Money Market Fund - Cash Option - Growth	-	-	-	-	-	-	-	-	-	-	11,00,843	163.2
3	Kotak Floater - LT - Growth	-	-	-	-	-	-	-	-	-	-	2,07,64,014	353.7
4	Kotak Floater - ST - Growth	-	-	-	-	-	-	-	-	-	-	4,109	0.1
5	Reliance Liquidity Fund - Growth	-	-	-	-	-	-	-	-	-	-	6,19,281	10.0
6	SBI Premier Liquid Fund - Super IP - Growth	-	-	-	-	-	-	-	-	-	-	2,84,772	480.0
7	UTI Floating Rate Fund - STP - IP - Growth	-	-	-	-	-	-	-	-	-	-	20,890	25.3
	Total												1,069.8
(b) Earmarked Funds													
Units Of Dividend Oriented Debt Schemes Of Mutual Funds (Quoted)													
1	SBI Magnum Insta Cash - Cash Plan	-	-	-	-	-	-	56,542	94.7	-	-	-	-
2	Birla Sunlife Floating Rate Fund - STP	-	-	-	-	2,28,535	22.9	-	-	-	-	-	-
	TOTAL						22.9		94.7				
Units Of Growth Oriented Debt Schemes Of Mutual Funds (Quoted)													
1	Birla Sun Life Savings Fund - IP - Growth	-	-	-	-	-	-	-	-	-	-	3,824	0.8
2	UTI Floating Rate Fund - STP - IP - Growth	-	-	-	-	-	-	-	-	-	-	3,365	3.7
3	ICICI Prudential FRF - Plan C - Growth	-	-	-	-	71,460	7.5	71,460	7.5	71,460	7.5	71,460	7.5
	TOTAL						7.5		7.5			7.5	12.0

NOTE - 14 RESTATED STATEMENT OF CURRENT INVESTMENTS

(₹ in Million)

Sr. No.	Scheme Name	Balance as on September 30, 2016		Balance as on March 31, 2016		Balance as on March 31, 2015		Balance as on March 31, 2014		Balance as on March 31, 2013		Balance as on March 31, 2012	
		Units	Amount	Units	Amount	Units	Amount	Units	Amount	Units	Amount	Units	Amount
Current Portion of Long Term Investments													
(At cost, unless otherwise specified)													
Own Funds													
Investments in Debentures and Bonds													
Bonds and Non Convertible Debentures (Quoted)													
1	11.25%-Infrastructure Leasing & Financial Services Limited-Aug 2016	-	-	1,00,000	100.4	-	-	-	-	-	-	-	-
2	10.60%-LIC Housing Finance Limited-Sep 2016	-	-	250	250.8	-	-	-	-	-	-	-	-
3	10.18%-LIC Housing Finance Limited-Sep 2016	-	-	100	100.0	-	-	-	-	-	-	-	-
4	9.97%-Infrastructure Leasing & Financial Services Limited-Sep 2016	-	-	1,00,000	100.0	-	-	-	-	-	-	-	-
5	9.75%-Housing Development Finance Corporation Limited- Dec 2016	297	296.9	297	296.7	-	-	-	-	-	-	-	-
6	9.30%-LIC Housing Finance Limited-Oct 2016	250	250.0	250	249.7	-	-	-	-	-	-	-	-
7	9.70%-Housing Development Finance Corporation Limited-Mar 2017	200	200.1	200	200.3	-	-	-	-	-	-	-	-
8	8.64%-LIC Housing Finance Limited-May 2016	-	-	200	199.8	-	-	-	-	-	-	-	-
9	9.85%-Housing Development Finance Corporation Limited-Jun 2015	-	-	-	-	250	250.0	-	-	-	-	-	-
10	7.60%-Power Finance Corporation Limited- Dec 2015	-	-	-	-	100	99.6	-	-	-	-	-	-
11	8.90%-Power Grid Corporation Limited-Feb 2016	-	-	-	-	40	50.1	-	-	-	-	-	-
12	9.40%-LIC Housing Finance Limited-Feb 2016	-	-	-	-	250	249.4	-	-	-	-	-	-
13	9.20%-Power Grid Corporation Limited-Mar 2016	-	-	-	-	160	200.9	-	-	-	-	-	-
14	7.95 % Housing Development Finance Corporation Limited, April 2014	-	-	-	-	-	-	200	200.0	-	-	-	-
15	8.40 % Housing Development Finance Corporation Limited, December	-	-	-	-	-	-	500	496.6	-	-	-	-
16	8.25 % ICICI Home Finance Co. Ltd., May 2014	-	-	-	-	-	-	250	250.0	-	-	-	-
17	11.35% IDBI Bank Ltd., December 2013	-	-	-	-	-	-	-	-	450	458.0	-	-
18	7.95% Infrastructure Development Finance Company Ltd., May 2014	-	-	-	-	-	-	250	250.0	200	203.5	-	-
19	9.20% Infrastructure Development Finance Company Ltd., February 2015	-	-	-	-	-	-	200	198.9	-	-	-	-
20	9.80% LIC Housing Finance Ltd., January 2015	-	-	-	-	-	-	100	99.9	-	-	-	-
21	9.39% LIC Housing Finance Ltd., February 2015	-	-	-	-	-	-	50	49.8	-	-	-	-
22	9.45 % Rural Electrification Corporation Ltd., April 2013	-	-	-	-	-	-	-	-	500	500.1	-	-
23	11.50% Rural Electrification Corporation Ltd., November 2013	-	-	-	-	-	-	-	-	500	508.0	-	-
24	9.25% IDBI Bank Ltd., March 2014	-	-	-	-	-	-	-	-	250	252.6	-	-
25	6.85 % India Infrastructure Finance Company Ltd (Tax Free), January	-	-	-	-	-	-	-	-	1,000	100.0	-	-
26	6.85 % India Infrastructure Finance Company Ltd (Tax Free), March 2014	-	-	-	-	-	-	-	-	2,000	199.9	-	-
27	9.32 % Housing Development Finance Corporation Limited	-	-	-	-	-	-	-	-	-	-	250	252.4
28	7.65 % Housing Development Finance Corporation Limited	-	-	-	-	-	-	-	-	-	-	300	299.6
29	9.45 % Housing Development Finance Corporation Limited	-	-	-	-	-	-	-	-	-	-	250	248.4
30	9.40 % Power Finance Corporation Limited	-	-	-	-	-	-	-	-	-	-	350	354.9
31	7.60 % Rural Electrification Corporation Limited	-	-	-	-	-	-	-	-	-	-	100	100.0
32	9.60 % Reliance Capital Limited	-	-	-	-	-	-	-	-	-	-	500	500.2
33	9.50%-Housing Development Finance Corporation Limited	100	100.6	-	-	-	-	-	-	-	-	-	-
	TOTAL		847.6		1,497.7		850.0		1,545.2		2,222.1		1,755.5
Investment in Mutual Funds													
Units of Dividend Oriented Debt Schemes of Mutual Funds (Quoted)													
1	HDFC Debt Fund For Cancer Cure-100% Dividend Donation- Mar 2017	15,00,000	15.0	15,00,000	15.0	-	-	-	-	-	-	-	-
2	IDFC FMP - 366 Days - Series 74 - Dividend	-	-	-	-	-	-	-	-	50,00,000	50.0	-	-
	TOTAL		15.0		15.0		-		-		50.0		-
Units Of Growth Oriented Debt Schemes Of Mutual Funds													
1	Kotak Credit Opportunities Fund - Growth	-	-	-	-	-	-	-	-	-	-	1,00,00,000	100.0
2	Tata FMP - Series 34 - Plan C - Growth	-	-	-	-	-	-	-	-	-	-	48,00,000	48.0
	Total		-		-		-		-		-		148.0
(b) Earmarked Funds													
Units Of Growth Oriented Debt Schemes Of Mutual Funds													
1	Tata FMP - Series 34 - Plan C - Growth	-	-	-	-	-	-	-	-	-	-	18,00,000	18.0
2	Birla Sun Life FTP - Series DB - Growth	-	-	-	-	-	-	-	-	-	-	30,00,000	30.0
3	Religare FMP - Series VII - Plan C - Growth	-	-	-	-	-	-	-	-	-	-	30,00,000	30.0
4	Tata FMP - Series 34 - Plan C - Growth	-	-	-	-	-	-	-	-	-	-	32,00,000	32.0
5	Tata FMP - Series 34 - Plan B - Growth	-	-	-	-	-	-	-	-	-	-	60,00,000	60.0
6	SBI Magnum DFS - 370 Days - 11 - Growth	-	-	-	-	-	-	-	-	-	-	30,00,000	30.0
	Total		-		-		-		-		-		200.0

NOTE - 15 Restated Unconsolidated Summary Statement of Trade Receivables

(₹ in Million)

Particulars	As at September 30, 2016	As at March 31, 2016	As at March 31, 2015	As at March 31, 2014	As at March 31, 2013	As at March 31, 2012
1. Secured and Considered Good						
- Outstanding for a period exceeding six months	7.6	8.7	5.7	10.9	8.4	8.3
- Other Debts	139.6	102.7	108.9	115.4	3.8	6.0
2. Unsecured and Considered Good						
- Outstanding for a period exceeding six months	14.8	52.2	54.1	23.9	60.2	1.9
- Other Debts	241.7	130.5	94.3	89.9	161.6	285.3
3. Unsecured and Considered Doubtful						
- Outstanding for a period exceeding six months	93.4	58.8	68.1	58.0	38.6	24.6
- Other Debts	5.7	0.1	-	0.1	1.3	-
Less: Provision for Doubtful Debts	(99.1)	(58.9)	(68.1)	(58.1)	(39.9)	(24.6)
Total	403.7	294.1	263.0	240.1	234.0	301.5

Note :

There are no amounts recoverable from the directors or entity related to directors.

NOTE - 16 Restated Unconsolidated Summary Statement of Cash and Bank Balances

(₹ in Million)

Particulars	As at September 30, 2016	As at March 31, 2016	As at March 31, 2015	As at March 31, 2014	As at March 31, 2013	As at March 31, 2012
1. Cash on Hand	-	-	-	-	-	0.1
2. Balances with Banks						
Owned						
- In Current Accounts	101.9	91.1	88.6	97.1	606.5	70.8
- In Deposit Accounts	5,212.1	4,445.9	4,672.7	4,829.5	9,514.1	12,764.8
	5,314.0	4,537.0	4,761.3	4,926.6	10,120.6	12,835.6
Earmarked						
- In Current Accounts	37.4	550.3	0.2	14.0	0.3	23.5
- In Deposit Accounts	2,507.6	2,207.3	2,243.3	1,948.9	1,872.5	1,784.0
	2,545.0	2,757.6	2,243.5	1,962.9	1,872.8	1,807.5
Total	7,859.0	7,294.6	7,004.8	6,889.5	11,993.4	14,643.2
Notes :						
Balances in Deposit Account with Banks includes balances which have an original maturity more than 12 months	827.2	1,325.2	404.4	75.4	581.0	5,515.2
Of the above, balances that meets the definition of cash and cash equivalent as per Accounting Standard 3 Cash Flow Statements	24.9	21.3	34.2	43.9	869.3	34.6

NOTE - 17 Restated Unconsolidated Summary Statement of Short-term Loans and Advances

(₹ in Million)

Particulars	As at September 30, 2016	As at March 31, 2016	As at March 31, 2015	As at March 31, 2014	As at March 31, 2013	As at March 31, 2012
Unsecured, Considered Good						
Employee advances	2.8	2.9	2.6	3.3	3.8	3.3
Prepaid Expenses	260.2	17.8	11.7	30.1	22.2	4.6
Due from Subsidiaries	11.8	-	206.0	9.1	18.0	28.0
Balance with Government Authorities (Cenvat Receivable)	4.5	12.4	56.6	43.7	65.4	46.5
Advances Recoverable in Cash or in Kind or for value to be received	21.5	22.2	22.7	15.4	28.6	1.5
Receivable from Selling Shareholders	82.3	17.0	17.0	17.0	-	-
Total	383.1	72.3	316.6	118.6	138.0	83.9

Note :

There are no amounts recoverable from the directors or entity related to directors.

NOTE - 18 Restated Unconsolidated Summary Statement of Other Current Assets

(₹ in Million)

Particulars	As at September 30, 2016	As at March 31, 2016	As at March 31, 2015	As at March 31, 2014	As at March 31, 2013	As at March 31, 2012
Receivable from Mutual funds	-	-	-	-	50.1	10.0
Accrued Interest						
Owned						
On Deposits	-	9.6	2.0	6.5	4.4	12.0
On Investments	621.9	413.0	309.4	355.4	212.4	224.3
	621.9	422.6	311.4	361.9	216.8	236.3
Earmarked						
On Deposits	85.3	41.9	52.5	7.0	1.6	-
Total	707.2	464.5	363.9	368.9	268.5	246.3

NOTE - 19 Restated Unconsolidated Summary Statement of Income from Trading Members

(₹ in Million)

Particulars	For the six months ended September 30, 2016	For the year ended				
		March 31, 2016	March 31, 2015	March 31, 2014	March 31, 2013	March 31, 2012
Transaction Charges	485.0	549.6	504.9	294.0	317.1	376.3
Charges Recovered	99.5	200.1	198.5	208.4	285.7	273.5
Annual Subscription and Admission Fees	17.3	17.6	17.3	15.6	16.2	17.3
Processing Fees	12.5	7.2	22.1	22.3	30.6	36.8
Total	614.3	774.5	742.8	540.3	649.6	703.9

NOTE - 20 Restated Unconsolidated Summary Statement of Services to Corporates

(₹ in Million)

Particulars	For the six months ended September 30, 2016	For the year ended				
		March 31, 2016	March 31, 2015	March 31, 2014	March 31, 2013	March 31, 2012
Listing Fees	702.9	1,446.0	957.9	483.8	426.1	462.4
Book Building Software Charges	72.5	112.3	55.3	74.4	75.0	48.3
Company Reinstatement Fees	21.8	35.1	30.2	14.2	71.3	235.8
Other Fees	4.7	17.7	10.5	19.0	6.7	16.3
Total	801.9	1,611.1	1,053.9	591.4	579.1	762.8

NOTE - 21 Restated Unconsolidated Summary Statement of Other Operating Income

(₹ in Million)

Particulars	For the six months ended September 30, 2016	For the year ended				
		March 31, 2016	March 31, 2015	March 31, 2014	March 31, 2013	March 31, 2012
Income from Indian Clearing Corporation Limited	-	-	253.9	-	-	-
Income from Core Settlement Guarantee Fund	-	-	6.1	-	-	-
Total	-	-	260.0	-	-	-

NOTE - 22 Restated Unconsolidated Summary Statement of Income from Investments and Deposits

(₹ in Million)

Particulars	For the six months ended September 30, 2016	For the year ended				
		March 31, 2016	March 31, 2015	March 31, 2014	March 31, 2013	March 31, 2012
Income From Long Term Investments:						
Interest Income	472.1	916.7	707.1	634.8	522.8	520.8
Dividend Income From Subsidiary	270.8	882.4	369.7	290.4	85.0	68.0
Dividend Income From Others	-	0.6	20.2	10.4	5.2	7.0
Profit / (Loss) on Redemption (net)	-	(0.1)	-	-	19.3	225.5
Profit on Sale of Strategic Investment (net)	-	58.6	-	-	-	-
Interest From Fixed Deposits and Term Deposits	215.7	377.5	627.5	597.2	956.3	1,193.9
Income From Current Investments:						
Interest Income	0.4	4.7	49.3	33.0	-	0.8
Dividend Income	38.1	94.8	91.9	113.0	66.6	83.0
Profit on Sale / Redemption (net)	-	5.2	1.8	2.5	11.8	-
Interest Income on Application Money	-	-	-	7.9	-	-
Total	997.1	2,340.4	1,867.5	1,689.2	1,667.0	2,099.0

NOTE - 23 Restated Unconsolidated Summary Statement of Other Income

(₹ in Million)

Particulars	Nature (Recurring / Non-recurring)	For the six months ended September 30, 2016	For the year ended				
			March 31, 2016	March 31, 2015	March 31, 2014	March 31, 2013	March 31, 2012
Rent and Infrastructure Charges	Recurring	77.3	151.6	157.9	237.0	215.2	195.6
Website Income	Recurring	15.7	28.9	30.3	20.8	16.9	20.2
Miscellaneous Income	Non-recurring	106.1	28.2	60.1	45.5	37.3	38.8
Total		199.1	208.7	248.3	303.3	269.4	254.6

Notes:

- (1) The classification of income into recurring and non-recurring is based on the current operations and business activities of the Company.
- (2) Rent and infrastructure charges are on account of income from properties let out by the Company.
- (3) Website income pertains to income from advertisements posted on the website of the Company.
- (4) All items of Miscellaneous Income are from normal business activities mainly consists of Interest Income on Income Tax Refunds, Office Transfer Income, Recovery of Expenses incurred from Mutual funds, recovery of personal deputation cost etc. .

NOTE - 24 Restated Unconsolidated Summary Statement of Employee Benefits Expense

(₹ in Million)

Particulars	For the six months ended September 30, 2016	For the year ended				
		March 31, 2016	March 31, 2015	March 31, 2014	March 31, 2013	March 31, 2012
Salaries, Wages and Allowances	292.0	510.0	464.7	440.0	357.5	383.0
Contribution to Provident Fund and Other Funds	20.1	25.4	25.3	9.5	15.7	17.9
Staff Welfare Expenses	15.8	28.2	31.1	35.3	37.7	45.4
Provision for Compensated Absences	19.3	22.1	31.8	6.7	5.6	15.5
Total	347.2	585.7	552.9	491.5	416.5	461.8

NOTE - 25 Restated Unconsolidated Summary Statement of Administration and Other expenses

(₹ in Million)

Particulars	For the six months ended September 30, 2016	For the year ended				
		March 31, 2016	March 31, 2015	March 31, 2014	March 31, 2013	March 31, 2012
Advertising & Marketing Expenses	20.0	38.8	33.1	29.8	28.4	26.3
Bad Debts Written Off	1.4	35.7	-	-	-	-
Building Repairs & Maintenance Expenses	34.9	56.5	48.3	42.6	39.1	46.7
Charity and Donations	0.2	-	-	1.7	2.2	4.3
Clearing House Expenses	-	-	161.3	58.8	63.4	14.5
Computer Technology Related Expenses (Refer note 1 below)	353.2	557.2	545.4	567.7	692.5	692.4
Contribution to Core Settlement Guarantee Fund	0.6	174.1	257.9	-	-	-
Contribution to Investors Service Fund	96.4	199.9	123.6	64.0	53.3	56.9
Contribution to Investors' Protection Fund	4.8	10.0	6.2	3.2	3.0	3.1
Contribution to SEBI	48.2	100.0	62.3	32.2	30.3	28.5
Contribution to Corporate Social Responsibility (CSR Expenditure refer note 2 below)	1.0	11.2	5.6	-	-	-
Data Entry Charges	9.9	16.6	11.5	16.7	11.7	-
Data Feed Expenses	5.0	18.8	16.5	0.4	-	-
Directors' Fees	4.4	4.1	3.2	0.6	0.9	0.7
Electricity Charges (Net of Recoveries)	96.9	196.1	128.6	94.7	88.2	69.7
Insurance	4.0	8.5	8.4	5.2	7.0	2.6
Legal Fees	20.7	42.8	50.3	36.2	4.5	15.7
Loss on sale of Fixed Assets	-	0.9	3.9	24.2	0.8	-
Loss on sale of Long term Investment	9.8	-	-	-	-	-
Payment to Auditors						
Statutory Audit Fees	4.3	6.7	7.4	6.7	5.6	5.6
Tax Audit Fees	0.4	0.8	0.8	0.7	0.6	0.6
Other Services	0.4	1.0	0.1	0.1	0.1	0.1
Total	5.1	8.5	8.3	7.5	6.3	6.3
Postage and Telephone Expenses	6.7	11.5	11.7	10.8	10.6	11.9
Printing and Stationery	3.3	6.2	5.5	9.6	5.9	6.0
Professional Fees	83.3	118.0	53.2	37.4	68.8	43.8
Property Taxes (Net of Recoveries)	10.0	20.2	43.7	6.1	16.7	3.0
Provision for Diminution in Value of Current Investments	-	-	-	(0.1)	-	-
Provision for Diminution in Value of Long term Investment	(21.9)	5.9	77.2	0.2	10.5	-
Provision for Trade Receivables	40.2	(9.2)	1.8	18.2	15.3	-
Rebate on Transaction Charges	-	0.8	1.1	9.4	36.2	40.6
Rent	6.8	12.3	31.2	24.9	20.7	18.2
Repairs to Other Assets	8.9	18.5	15.4	13.9	12.1	13.8
SEBI Regulatory Fees	12.0	23.6	21.9	20.0	20.0	20.0
Technology Programme Expenses	164.9	258.9	129.2	-	-	-
Travelling Expenses	17.5	32.5	27.5	17.7	22.8	31.0
Miscellaneous Expenses	11.6	28.2	31.5	13.5	36.1	30.8
Total	1,059.8	2,007.1	1,925.3	1,167.1	1,307.3	1,186.8

Notes:

Particulars	For the six months ended September 30, 2016	For the year ended				
		March 31, 2016	March 31, 2015	March 31, 2014	March 31, 2013	March 31, 2012
1. Computer Technology Related Expenses' include Repairs and Maintenance on Computers	262.3	412.0	351.8	304.2	357.5	282.7
2. CSR Expenditure						
a) The gross amount required to be spent by company during the year	*	11.4	14.7	Not Applicable	Not Applicable	Not Applicable
* Amount required for the year hence for the six months ended September 30, 2016 not mentioned.						
b) Amount debited to restated unconsolidated statement of profit and loss account were paid in cash during the respective period / year and were incurred for the purpose other than construction / acquisition of any asset.						

26. Contingent Liabilities not provided for in respect of:

(₹ in Million)

Sr. No.	Particulars	As at September 30, 2016	As at March 31, 2016	As at March 31, 2015	As at March 31, 2014	As at March 31, 2013	As at March 31, 2012
a)	Claims against the Exchange not acknowledged as debts in respect of :						
	i) Income tax matters	210.5	275.9	271.3	146.5	115.3	48.0
	ii) Service tax matters	-	-	3.6	3.6	3.6	0.3
	iii) Department of telecommunication license matters (Refer Note below)	40.1	40.1	40.1	40.1	11.7	-
	iv) Other matters	1,039.3	1,040.3	1,051.0	1,101.6	1,136.7	1,043.3
	v) Out of (a) (iv) above matters which in the opinion of the Management are remote	1,036.3	1,037.0	1,039.4	1,038.3	1,056.5	1,031.3
b)	Guarantees given by the Exchange to the loan provider: Aggregate loans outstanding from employees of the Exchange as on date. The employees have mortgaged their flats/ properties with the loan provider.	4.3	4.8	6.0	10.4	12.6	16.4

Note: During the Financial year 2012-13, the Exchange had received notices from the Department of Telecommunications (DoT) and Government of India to pay revised VSAT Network License Fees, Royalties etc. aggregating to ₹ 63.6 million against which an amount of ₹ 23.5 million was paid and expensed during the financial year 2012-13. In respect of the balance amount of ₹ 40.1 million the Management filed a reply, after legal consultations, with DoT challenging the claim stating that the demand notices were based on an incorrect interpretation of the existing guidelines/orders. Hence no provision for the same was made in the accounts and the amounts have been considered as a Contingent Liability.

27. Estimated amount of contracts remaining to be executed on capital account and not provided for (net of advances)

(₹ in Million)

As at September 30, 2016	As at March 31, 2016	As at March 31, 2015	As at March 31, 2014	As at March 31, 2013	As at March 31, 2012
73.2	112.8	315.3	428.7	452.6	423.4

28. The following regulation / circulars issued by SEBI from time to time requires the recognition by the Company of a Settlement Guarantee Fund and the transfer of the same to its clearing corporation and the contribution of a Minimum Required Corpus to a Core Settlement Guarantee Fund from time to time:

1. As per Regulation 33 of The Securities Contracts (Regulations) (SECC) Regulations, 2012 (the "Regulation") issued on June 20, 2012, every recognized stock exchange is required to transfer twenty

five percent of its annual profits every year to a fund of the recognized clearing corporation which clears and settles trades executed on that stock exchange to guarantee the settlement of trades.

2. As per Circular CIR/MRD/DRMNP/25/2014 dated August 27, 2014 issued by the Securities & Exchange Board of India ("SEBI") regarding a Core Settlement Guarantee Fund, every stock exchange shall contribute at least 25% of the Minimum Required Corpus (can be adjusted against transfer of profit by Stock Exchange as per Regulation 33 of SECC Regulations) to a Core Settlement Guarantee Fund established and maintained by its clearing corporation.

3. Further, a clarification was issued as per Circular /54 dated May 4, 2016 based on a recommendation given by the Expert Committee constituted by SEBI. It was clarified that twenty five per cent of profits till the date of amendment of Regulation 33 of SECC Regulations, 2012, shall be transferred by the Stock Exchange to the Core SGF maintained by Clearing Corporation within such time as may be specified by SEBI.

4. Thereafter, on August 29, 2016, SEBI has amended Regulation 33 of SECC Regulations, 2012. Accordingly, the Company has made provision for transfer of twenty-five percent of its profit till August 29, 2016 (pro-rata based on profit for the six months ended September 30, 2016), being the date of the amendment, towards Settlement Guarantee Fund.

The above Regulations/ Circulars were given effect to in the Financial Statements as under:

a) The Company had appropriated amounts as mentioned below.

(₹ in Million)

As at September 30, 2016	As at March 31, 2016	As at March 31, 2015	As at March 31, 2014	As at March 31, 2013	As at March 31, 2012
-	-	253.6	186.9	73.9	-

b) The Company contributed below mentioned amount towards the Minimum Required Corpus (MRC) to the Core Settlement Guarantee Fund established and maintained by its clearing corporation (a wholly owned subsidiary) and has been charged to the Statement of Profit and Loss under the head "Administration and Other Expenses". The contribution to the Core SGF has been adjusted against the transfer of profit by the Company as per the Regulation mentioned above.

(₹ in Million)

As at September 30, 2016	As at March 31, 2016	As at March 31, 2015	As at March 31, 2014	As at March 31, 2013	As at March 31, 2012
0.6	174.1	257.9	-	-	-

c) Further, based on the clarification included in SEBI circular SEBI/HO/MRD/DRMNP/CIR/P/2016/54 dated May 4, 2016 (the "2016 circular") the provision of 25% of profits has to be made and transferred to the Settlement Guarantee Fund (SGF). Accordingly, the cumulative amount required to be provided and transferred to the said SGF till March 31, 2016 amounts to ₹ 974.2 million being 25% of the profits of the Company after tax, before making such contribution for FY 2012-13 to FY 2015-16. The Exchange had already charged and contributed ₹ 432.0 million to the Statement of Profit and Loss towards 25% of the MRC to the Core Settlement Guarantee Fund as explained in "b" above. After adjusting the investment income accrued on the Company's contribution to the Core SGF for the period up to March 31, 2016 of ₹ 27.9 million, the balance amount of ₹ 514.3 million (including ₹

459.8 million for FY 2015-16) is now charged to the Statement of Profit and Loss as an “Exceptional Item”. The amount payable by the Exchange in respect of the SGF as at March 31, 2016 has been disclosed under the head “Current Liabilities” and is payable to the Core Settlement Guarantee Fund within such time as specified by SEBI as on March 31, 2016.

d) During the six months ended September 30, 2016 ₹ 207.9 million has been charged to the Statement of Profit and Loss, being 25% of the profits earned till August 29, 2016 (pro-rata based on profit for the six months ended September 30, 2016), as an “Exceptional Item”. As at September 30, 2016 the amount of ₹ 655.4 million payable by the Exchange in respect of the SGF has been disclosed under the head “Current Liabilities” and is payable to the Core Settlement Guarantee Fund within such time to be specified by SEBI.

29. Pursuant to BSE (Corporatisation and Demutualisation) Scheme, 2005 notified on May 20, 2005, BSE and in accordance to a scheme of arrangement under section 391 to 394 of the Companies Act, 1956 between BSE and ICCL (“Scheme”) a wholly owned subsidiary, BSE has transferred assets and liabilities relating to its Clearing and Settlement (C&S) division to ICCL at book value. The Scheme of arrangement was approved by the Hon’ble High Court, Bombay on January 20, 2012 and the date on which the transfer became effective was after the close of business hours on February 24, 2012. As per the approved scheme the appointed date of transfer was April 1, 2011. Further, balances in Trade Guarantee funds and Brokers’ Contingency Fund have been transferred to General reserve as specified in the Scheme. Subsequently, on 16th April 2012, BSE has also subscribed to ₹ 3,040.0 million Equity Shares of ₹ 1 each of ICCL amounting to ₹ 3,040.0 million.

The list of Assets and Liabilities pertaining to the division as on 1st April, 2011 were as follows:

(₹ in Million)	
Liabilities	Amount
Deposits, Margins, Pay-ins and other amounts received from Members	4,099.2
Other Deposits Received - Deposit From Bank	1,355.0
Other Liabilities	3.8
Total	5,458.0

(₹ in Million)	
Assets	Amount
Investments in Bonds	2,238.4
Balances of Bank Accounts	170.8
Fixed Deposits	3,048.8
Total	5,458.0

30. a) In terms of the Scheme of Amalgamation (“the Scheme”), approved by the Court, with an appointed date of April 01, 2014 and an effective date of May 14 2015 (‘the Effective Date’), being the date on which all the requirements under the Companies Act, 1956 United Stock Exchange of India Limited (USE) has been amalgamated with the Company (Transferee Company). Upon the amalgamation undertaking and the entire business, including all assets and liabilities of USE stand transferred to and vested in the Company. The amalgamation has been accounted under “Purchase Method” as envisaged in the Accounting Standard - 14 “Accounting for Amalgamations” notified under the Companies (Accounting Standards) Rules, 2006. Accordingly, the assets and liabilities taken over on amalgamation of the Transferor Company are fair valued as on the date of the acquisition by a firm of Chartered Accountants as at the appointed date. Further, in consideration, the Company has issued equity shares in accordance with the swap ratio approved by the Hon’ble High Court of Judicature at Bombay (Court). These shares are fair valued for the purpose of recording in the books of account based on the equity valuation

considered in arriving at the swap ratio by a firm of Chartered Accountants. Further the Company had obtained a fairness opinion on the ratio approved by the Court.

b) Details of the fair value of assets and liabilities as at April 01, 2014 acquired on amalgamation and treatment of the difference between the fair value of net assets acquired is as under:

(₹ in Million)	
Particulars	Amount
Fixed assets	66.4
Loans and advances	88.7
Investments	215.5
Trade Receivable	9.2
Cash and cash equivalents	1,270.5
Other Current Assets	11.1
TOTAL ASSETS – A	1,661.4
Provisions	3.5
Long term liabilities	0.6
Current Liabilities	453.7
Trade Payables	45.9
TOTAL LIABILITIES – B	503.7
Net Assets (A-B)	1,157.7
Fair value of 3,428,571 equity shares at ₹ 383.30 each to be issued to the equity shareholders of USE (Other than the Company investment in USE)	1,314.2
Goodwill on amalgamation	156.5
Accounted as :	
Pending issue of 3,428,571 equity shares at ₹ 1, the same has been credited to Share Capital Suspense Account (Refer Note 2) These have been considered for the purpose of EPS calculation for the year ended March 31, 2015. These shares were subsequently issued on June 4, 2015.	3.4
Statutory Reserve transfer	32.8
Cancellation of Carrying value of investments in the Transferee Company	225.0
Difference credited to Capital Reserve pursuant to the Scheme	1053.0

Figures in the Statement of Profit and Loss for the year ended March 31, 2015 of BSE include the following line items of income earned, expense incurred and the resultant loss pertaining to USE during FY 2014-15:

(₹ in Million)	
Particulars	Amount
Revenue from Trading Operations	11.8
Data Dissemination	0.1
Income from Investments and Fixed Deposits and Other Income	117.9
Other Income	1.4
Total Revenue	131.2
Employee Benefit Expenses	39.6
Operating & Other Expenses	101.1
Depreciation & Amortization	6.6
Total Expenses	147.3
Loss for the year before Exceptional Items	(16.1)

Particulars	Amount
Exceptional items	21.8
Loss for the year before tax	(37.9)

In view of the aforesaid amalgamation with effect from April 1, 2014, the figures for the earlier years are not comparable with those of the after April 1, 2014.

31. The Company operates only in one Business Segment i.e. "Facilitating Trading in Securities and other related ancillary Services", the operations have been carried out within India and hence does not have any reportable segments as per Accounting Standard-17 on "Segment Reporting".
32. As per the Accounting Standard-18 "Related Party Disclosures" the related parties of the Exchange are as follows:
- i. Related party relationships:

	Control	
a.	Subsidiary Companies	
	Direct	
		Indian Clearing Corporation Limited
		Marketplace Technologies Private Limited
		BSE Institute Limited
		Central Depository Services (India) Limited
		BSE Investments Limited (w.e.f March 28, 2014)
		BSE Sammaan CSR Limited (w.e.f September 10, 2015)
		BSE CSR Integrated Foundation (w.e.f March 7, 2016)
		BSE International Exchange (IFSC) Limited (w.e.f September 12, 2016)
		BSE International Clearing Corporation (IFSC) Limited (w.e.f September 12, 2016)
Note: - BSE has subscribed to the Memorandum and Articles of Association at the time of incorporation of BSE International Exchange (IFSC) Limited and BSE International Clearing Corporation (IFSC) Limited. However, the shares of these companies have not yet been allotted to the Company as at September 30, 2016		
	Indirect	
		Marketplace Tech Infra Services Private Limited
		CDSL Ventures Limited
		CDSL Insurance Repository Limited
		BSE Skills Limited
		BFSI Sector Skill Council of India
		BIL - Ryerson Technology Startup Incubator Foundation
b.	Trusts set-up by the Company	
		The Stock Exchange Investors' Protection Fund
		The Stock Exchange Education & Research Services
		The Stock Exchange Foundation
		The Stock Exchange Charities
		Seth K. R. P. Shroff Stock Exchange Sarvajanik Fund
		Shri Phiroze Jeejeebhoy Memorial Trust

c.	Joint Venture Company	BOI Shareholding Limited (upto January 8, 2016)
		Asia Index Private Limited
d.	Associates	Institutional Investor Advisory Services India Limited (upto January 5, 2016)
e.	Key Management Personnel and their relatives	Shri Madhu Kannan - Managing Director and Chief Executive Officer (upto May 2012)
		Shri Ashishkumar Chauhan - Managing Director and Chief Executive Officer (from Nov 2012)
		Mrs. S. A. Chauhan - Relative of Ashishkumar Chauhan

ii. Following are the transactions with related parties mentioned in (i) above and the year-end balances:

(₹ in Million)

Particulars	For the six months ended September 30, 2016	For the year ended March 31, 2016	For the year ended March 31, 2015	For the year ended March 31, 2014	For the year ended March 31, 2013	For the year ended March 31, 2012
Subsidiary Companies						
Income						
Indian Clearing Corporation Limited						
Rent and Infrastructure Charges	1.9	3.8	3.8	3.8	2.9	5.0
Miscellaneous Income	3.0	7.2	21.5	16.5	-	-
Dividend Income	129.2	752.8	256.4	172.1	-	-
Other Employee cost Recovery	0.2	0.3	0.2	0.1	-	-
Administrative and Other Expenses (Recoveries)	10.3	20.7	10.5	69.4	-	-
Income from Settlement Guarantee Fund	-	-	253.9	-	-	-
Marketplace Technologies Private Limited						
Charges Recovered	-	-	0.3	0.3	-	-
Salaries, Allowances and Bonus (Recoveries)	-	-	0.5	-	10.2	4.5
Computer Technology Related Expenses	-	-	-	-	23.6	-
Data Dissemination Fee	-	-	-	-	0.3	-
BSE Institute Limited						
Salaries, Allowances and Bonus (Recoveries)	-	5.0	4.8	7.9	6.1	9.1
Rent and Infrastructure Charges	14.2	26.5	26.9	27.4	14.9	2.5
Dividend Income	-	5.0	-	5.0	-	-
Miscellaneous Income	-	-	-	1.0	-	-

Particulars	For the six months ended September 30, 2016	For the year ended March 31, 2016	For the year ended March 31, 2015	For the year ended March 31, 2014	For the year ended March 31, 2013	For the year ended March 31, 2012
Administrative and Other Expenses (Recoveries)	5.0	6.3	7.5	12.9	4.9	-
Central Depository Services (India) Limited						
Administrative and Other Expenses (Recoveries)	4.5	7.7	6.5	6.1	35.2	18.8
Charges Recovered	11.4	14.4	14.1	8.4	-	-
Dividend Income	141.6	124.6	113.3	113.3	85.0	68.0
Rent and Infrastructure Charges	13.2	26.4	27.3	27.7	27.7	29.1
Miscellaneous Income	0.6	0.8	0.9	0.6	-	-
Salaries, Allowances and Bonus (Recoveries)	-	-	-	-	-	1.3
BFSI Sector Skill Council of India						
Rent and Infrastructure Charges	0.5	0.6	-	-	-	-
Administrative and Other Expenses (Recoveries)	0.1	0.1	-	-	-	-
Expenditure						
Indian Clearing Corporation Limited						
Clearing House Services Charges	-	-	161.3	58.8	63.4	12.3
Contribution to Core Settlement Guarantee Fund	0.6	174.1	257.9	-	-	-
Contribution to Settlement Guarantee Fund (25% of Profit)	207.9	514.3	-	-	-	-
Marketplace Technologies Private Limited						
Computer Technology Related Expenses (net of recovery)	87.1	185.5	138.0	116.2	130.0	132.1
Purchase of Intangible Assets	9.0	10.8	6.6	46.3	-	-
Intangible assets under development	-	-	1.0	6.8	-	-
Central Depository Services (India) Limited						
Building Repair and Maintenance	-	-	0.5	0.5	-	-
Administrative and Other Expenses	3.7	0.3	-	-	-	-
BSE Institute Limited						
Reimbursement of services	8.4	18.2	13.5	-	-	-
Trusts set-up by the Company						

Particulars	For the six months ended September 30, 2016	For the year ended March 31, 2016	For the year ended March 31, 2015	For the year ended March 31, 2014	For the year ended March 31, 2013	For the year ended March 31, 2012
Income						
The Stock Exchange Investors' Protection Fund						
Administrative and Other Expenses (Recoveries)	19.3	47.1	43.5	55.2	47.0	8.0
Rent	1.9	2.6	5.9	6.2	6.5	7.4
Expenditure						
Contribution to IPF (a proportion of listing fee)	9.6	10.0	6.2	3.2	3.0	3.1
Reimbursement for IFRS Foundation	-	46.0	-	-	-	-
Rent	2.1	4.8	-	-	-	-
Joint Ventures:						
Income						
BOI Shareholding Limited (up to January 8, 2016)						
Dividend Income	-	-	19.6	9.8	4.9	6.9
Rent and Infrastructure Charges	-	-	6.4	-	-	-
Charges Recovered	-	-	0.3	-	-	-
Miscellaneous Income	-	0.1	0.1	-	-	-
Administrative and Other Expenses (Recoveries)	-	-	1.2	3.3	-	-
Asia Index Private Limited						
Salaries, Allowances and Bonus (Recoveries)	-	-	-	1.4	-	-
Rent and Infrastructure Charges	6.9	13.8	10.2	2.0	-	-
Administrative and Other Expenses (Recoveries)	1.5	3.2	1.4	0.2	-	-
Expenditure						
Asia Index Private Limited						
Data Dissemination Fee	-	-	3.0	-	-	-
Associate						
Income						
Institutional Investor Advisory Services India Limited (upto January 5, 2016)						
Rent and Maintenance Charge	-	2.9	2.9	2.9	2.7	0.7
Administrative and Other Expenses (Recoveries)	-	0.4	0.4	0.4	-	-

Particulars	For the six months ended September 30, 2016	For the year ended March 31, 2016	For the year ended March 31, 2015	For the year ended March 31, 2014	For the year ended March 31, 2013	For the year ended March 31, 2012
Expenditure						
Institutional Investor Advisory Services India Limited (upto January 5, 2016)						
Professional fees	-	0.7	-	-	-	-
Key Management Personnel (KMP) and their relatives						
Expenditure						
Salaries, Allowances and Bonus*						
Shri Ashishkumar Chauhan	22.2	32.7	29.2	24.5	12.0	-
Shri Madhu Kannan	-	-	-	-	5.0	17.0

*Excludes the variable pay of the prior years which has been paid in the current quarter based on Securities Contract (Regulations) (Stock Exchanges and Clearing Corporations) Regulations 2012.

Particulars	As at September 30, 2016	As at March 31, 2016	As at March 31, 2015	As at March 31, 2014	As at March 31, 2013	As at March 31, 2012
Subsidiary						
Assets						
Investments						
Indian Clearing Corporation Limited	3,540.0	3,540.0	3,540.0	3,540.0	3,540.0	500.0
Marketplace Technologies Private Limited	425.0	425.0	425.0	425.0	425.0	425.0
BSE Institute Limited	500.0	500.0	500.0	500.0	500.0	500.0
BSE Investments Limited	1.0	1.0	1.0	1.0	-	-
BSE Sammaan CSR Limited	26.0	1.0	-	-	-	-
BSE CSR Integrated foundation	0.4					
BFSI Sector Skill Council of India	10.0	10.0	10.0	10.0	-	-
Central Depository Services (India) Limited	1279.5	1279.5	1,279.5	1,279.5	1,279.5	1,279.5
Receivable (Net)						
Indian Clearing Corporation Limited	10.9	5.5	210.8	-	-	-
BSE Institute Limited	3.6	1.4	4.7	7.4	16.5	6.9
BFSI Sector Skill Council of India	-	-	-	-	-	-
BSE Investments Limited	-	-	0.3	0.3	-	-
Central Depository Services (India) Limited	0.6	0.7	0.7	1.7	1.5	27.0

Particulars	As at September 30, 2016	As at March 31, 2016	As at March 31, 2015	As at March 31, 2014	As at March 31, 2013	As at March 31, 2012
Share Application Money						
BSE CSR Integrated Foundation (w.e.f March 7, 2016)	-	0.4	-	-	-	-
Liabilities						
Payable (Net)						
Indian Clearing Corporation Limited	-	-	-	6.2	1.8	48.3
Marketplace Technologies Private Limited	-	14.6	20.2	28.8	12.9	47.1
Payable for Contribution to Settlement Guarantee Fund (25% Transfer of Profit)						
Indian Clearing Corporation Limited	655.4	514.3	-	-	-	-
Other Deposits Received						
Central Depository Services (India) Limited	7.3	7.3	7.3	7.3	7.3	8.5
Trusts set-up by the Company						
Assets						
Receivable						
The Stock Exchange Investors' Protection Fund	8.0	5.8	13.1	11.1	2.9	4.6
Liabilities						
Deposit						
The Stock Exchange Investors' Protection Fund	0.6	0.6	0.6	-	-	-
Joint ventures						
Assets						
Investments						
BOI Shareholding Limited (up to January 8, 2016)	-	-	9.8	9.8	9.8	9.8
Asia Index Private Limited	0.1	0.1	0.1	0.1	-	-
Receivable						
BOI Shareholding Limited (up to January 8, 2016)	-	-	-	0.2	0.3	0.2
Asia Index Private Limited	0.2	-	-	-	-	-
Liabilities						
Payable						
BOI Shareholding Limited (up to January 8, 2016)	-	0.3	0.2	1.7	-	-
Deposit						
BOI Shareholding Limited (up to January 8, 2016)	9.2	9.2	9.2	1.2	-	-

Particulars	As at September 30, 2016	As at March 31, 2016	As at March 31, 2015	As at March 31, 2014	As at March 31, 2013	As at March 31, 2012
Associate						
Assets						
Investments						
Institutional Investor Advisory Services India Limited (upto January 5, 2016)	-	-	40.0	40.0	40.0	40.0
Liabilities						
Deposit						
Institutional Investor Advisory Services India Limited (upto January 5, 2016)	-	1.5	1.5	1.5	1.5	0.3
Key Management Personnel (KMP) and their relatives						
Payable towards shares in subsidiary company purchased in October 2009						
Mrs. S. A. Chauhan (Relative of Ashishkumar Chauhan)	-	-	-	50.0	70.0	-
Payment made during the year						
Mrs. S. A. Chauhan (Relative of Ashishkumar Chauhan)	-	-	50.0	20.0	-	-

- iii. Details of the Exchange's interest in its Joint Venture, having Joint Control, as per the requirement of Accounting Standard - 27 on "Financial Reporting of Interests in Joint Ventures", are as under:

(₹ in Million)

Sr. No.	Particulars	BOI Shareholding Limited (BOISL) – 49.00% (upto January 8, 2016) Asia Index Private Limited (AIPL) – 50.00% (Incorporated and Registered in India)								
		For the six months ended September 30, 2016	For the year ended March 31, 2016		For the year ended March 31, 2015		For the year ended March 31, 2014		For the year ended March 31, 2013	For the year ended March 31, 2012
	% Shares Held	50% AIPL	50% AIPL	49% BOISL	50% AIPL	49% BOISL	50% AIPL	49% BOISL	49% BOISL	49% BOISL
(a)	Assets	43.6	47.6	-	59.7	135.7	18.7	156.0	157.7	164.2
(b)	Liabilities	23.8	32.9	-	54.1	9.2	21.2	36.4	44.0	42.4
(c)	Income	44.1	76.9	37.7	55.5	51.7	4.1	72.9	58.6	50.3
(d)	Expenses	38.9	67.8	21.5	47.4	44.8	6.7	31.1	54.4	30.8

33. Finance Lease

- i) Assets acquired on finance lease mainly comprise computer equipments.
- ii) The Minimum lease rentals and the present value of minimum lease payments in respect of assets acquired under finance lease are as follows:

(₹ in Million)

Sr. No.	Particulars	Minimum Lease Payments					
		As on September 30, 2016	As on March 31, 2016	As on March 31, 2015	As on March 31, 2014	As on March 31, 2013	As on March 31, 2012
1	Payable not later than 1 Year	7.5	7.5	7.5	7.5	-	-
2	Payable later than 1 Year and not later than 5 Years	-	7.5	14.9	22.4	-	-
	Total	7.5	15.0	22.4	29.9	-	-
	Less : Future Finance Charges	0.8	2.3	4.3	6.9	-	-
	Present Value of Minimum Lease Payments	6.7	12.7	18.1	23.0	-	-

Sr. No.	Particulars	Present value of Minimum Lease Payments					
		As on September 30, 2016	As on March 31, 2016	As on March 31, 2015	As on March 31, 2014	As on March 31, 2013	As on March 31, 2012
1	Payable not later than 1 Year	6.7	6.0	5.4	6.7	-	-
2	Payable later than 1 Year and not later than 5 Years	-	6.7	12.7	16.3	-	-
	Total	6.7	12.7	18.1	23.0	-	-

- iii) Contingent rent recognised/(adjusted) in the statement of profit and loss in respect of finance lease: Nil (Previous years : Nil)

34. Earnings Per Share:

Particulars	For the Six months ended September 30, 2016	For the year ended March 31, 2016	For the year ended March 31, 2015	For the year ended March 31, 2014	For the year ended March 31, 2013	For the year ended March 31, 2012
Profit After Tax before exceptional and extraordinary items (net of tax)(₹ in million)	997.8	1798.2	1081.2	1161.7	1043.6	1524.6
Profit After Tax (₹ in million)	861.8	1,319.1	756.5	747.7	398.2	1,116.0
Weighted Average Number of Equity Shares for Basic Earnings Per	54,588,172	54,588,172	54,588,172	52,873,886	52,873,886	52,873,886

Particulars	For the Six months ended September 30, 2016	For the year ended March 31, 2016	For the year ended March 31, 2015	For the year ended March 31, 2014	For the year ended March 31, 2013	For the year ended March 31, 2012
Share (in Nos.) – refer note 2(h) and note 30						
Weighted Average Number of Equity Shares for Diluted Earnings Per Share (in Nos.) – refer note 2(h) and note 30	54,588,172	54,588,172	54,588,172	52,873,886	52,873,886	52,873,886
Before Exceptional Items and Extraordinary Items						
Face Value per share (in ₹) refer note 2(h)	2.00	2.00	2.00	2.00	2.00	2.00
Basic EPS (in ₹)	18.28	32.94	19.81	21.97	19.74	28.84
Diluted EPS (in ₹)	18.28	32.94	19.81	21.97	19.74	28.84
After Exceptional Items and Extraordinary Items						
Basic EPS (in ₹)	15.79	24.16	13.86	14.14	7.53	21.11
Diluted EPS (in ₹)	15.79	24.16	13.86	14.14	7.53	21.11

Note:- Basic and Diluted EPS is not annualised for the six months ended September 30, 2016. EPS is calculated on shares issued by the Company.

35. Earnings / Expenditure in Foreign Currency:

a. Earnings:

(₹ in Million)

Particulars	For the Six months ended September 30, 2016	For the year ended March 31, 2016	For the year ended March 31, 2015	For the year ended March 31, 2014	For the year ended March 31, 2013	For the year ended March 31, 2012
Data feed & Website Income	112.7	199.9	159.2	176.5	180.7	164.0
Other	-	-	-	0.8	12.4	15.8
Total	112.7	199.9	159.2	177.3	193.1	179.8

b. CIF Value of Imports:

(₹ in Million)

Particulars	For the Six months ended September 30, 2016	For the year ended March 31, 2016	For the year ended March 31, 2015	For the year ended March 31, 2014	For the year ended March 31, 2013	For the year ended March 31, 2012
Equipments	0.7	18.1	133.9	11.2	-	2.7
Total	0.7	18.1	133.9	11.2	-	2.7

c. Expenses:

(₹ in Million)

Particulars	For the Six months ended September 30, 2016	For the year ended March 31, 2016	For the year ended March 31, 2015	For the year ended March 31, 2014	For the year ended March 31, 2013	For the year ended March 31, 2012
Computer technology related expenses	2.6	11.1	8.2	0.2	2.6	0.1
Annual Subscription Charges	11.8	11.4	12.2	16.9	9.4	16.6
Traveling Expenses	8.9	18.9	7.0	4.0	12.9	12.2
Legal and Professional Fees	7.1	3.2	1.5	12.1	21.0	8.6
Advertising and Marketing Expenses	-	-	2.6	-	-	-
Seminar and Sponsorship Expenses	0.7	2.2	0.9	-	0.2	0.1
Sitting Fees	1.2	1.4	0.4	0.1	-	-
Purchase of software	-	-	9.1	9.9	-	-
Total	32.3	48.2	41.9	43.2	46.1	37.6

36. The Exchange offers Deposit Based Membership. Trading Members are required to deposit a specified amount with the Exchange which is included in Deposits from Trading Members. Non-Current Deposits have a lock in period of more than a year and have been disclosed as Non-Current Liabilities. Current portion of deposits from Trading Members have been disclosed as Other Current Liabilities.

(₹ in Million)

Particulars	For the Six months ended September 30, 2016	As on March 31, 2016	As on March 31, 2015	As on March 31, 2014	As on March 31, 2013	As on March 31, 2012
Non-Current	172.5	190.0	190.0	310.0	2435.0	2530.0
Current	727.7	716.2	715.7	644.4	509.7	514.0

37. Disclosure as required under Accounting Standard –15 on “Employee Benefits” is as under:

Defined Benefit Plan – Gratuity:

The Company offers its employees defined-benefit plans in the form of a gratuity scheme (a lump sum amount). Benefits under the defined benefit plans are typically based on years of service and the employee’s compensation (generally immediately before retirement). The gratuity scheme covers substantially all regular employees. Commitments are actuarially determined at year-end. These commitments are valued at the present value of the expected future payments, with consideration for calculated future salary increases, using a discount rate corresponding to the interest rate estimated by the actuary having regard to the interest rate on government bonds with a remaining term that is almost equivalent to the average balance working period of employees. On adoption of the Accounting Standard - 15 (AS 15) on “Employee Benefits”, actuarial valuation is done based on “Projected Unit Credit” method. Gains and losses of changed actuarial assumptions are charged to the Statement of Profit and Loss.

The following table sets out the funded status of the Gratuity benefit scheme and the amount recognised in the Financial Statements

I Summary of Membership Data:

YEAR OF ACCOUNTING	September 30, 2016	March 31, 2016	March 31, 2015	March 31, 2014	March 31, 2013	March 31, 2012
Number of Employees	458	440	416	430	436	458
Total Monthly Salary (₹ in Million)	13.8	13.5	12.1	14.4	14.5	16.5
Average Age (in Years)	40.69	40.60	40.24	42.12	41.53	40.62
Average Past Service (in Years)	11.66	11.84	11.88	13.77	13.34	12.49

II Assumptions:

ASSUMPTIONS AS AT	September 30, 2016	March 31, 2016	March 31, 2015	March 31, 2014	March 31, 2013	March 31, 2012
Mortality	Published rates under the Indian Assured Lives Mortality (2006-08) Ult table.				Published rates under the LIC (1994-96) mortality tables	
Discount Rate	7.30%	8.15%	7.80% - 7.90%	9.20%	8.05%	8.60%
Salary Escalation rate(p.a.)	7.00%	7.00%	7.00%	7.00%	7.50%	7.50%
Expected rate of return on plan assets	8.00%	8.50%	8.50%	8.50%	8.50%	8.50%
Withdrawal rate						
-21 to 44 years	2.5%	2.5%	2.5%	2.5%	2.5%	2.5%
-45 to 60 years	1%	1%	1%	1%	1%	1%

III Amount to be recognised in the Balance Sheet and Movement in Net Liability / (Assets):

(₹ in Million)

PARTICULARS	September 30, 2016	March 31, 2016	March 31, 2015	March 31, 2014	March 31, 2013	March 31, 2012
Present Value of Funded Obligations	182.1	161.2	156.1	164.6	177.6	172.2
Fair Value of Plan Assets	(187.8)	(176.7)	(179.4)	(197.6)	(196.9)	(185.3)
Amount not recognized as an asset (limit in para 59(b)) under AS- 5 (Revised)	-	0.5	2.3	4.0	0.8	-
Net Liability / (Asset)	(5.7)	(14.9)	(21.0)	(29.0)	(18.5)	(13.1)

IV Expenses recognised in Statement of Profit and Loss:

(₹ in Million)

PARTICULARS	September 30, 2016	March 31, 2016	March 31, 2015	March 31, 2014	March 31, 2013	March 31, 2012
Current Service Cost	4.8	9.3	9.8	10.5	12.0	14.5
Interest on Defined Benefit Obligations	6.8	12.6	15.7	14.8	15.4	15.7

PARTICULARS	September 30, 2016	March 31, 2016	March 31, 2015	March 31, 2014	March 31, 2013	March 31, 2012
Expected Return on Plan Assets	(7.3)	(14.9)	(16.2)	(16.3)	(15.3)	(14.9)
Net Actuarial Losses / (Gains) Recognised during the year	5.4	1.0	(0.8)	(22.7)	(15.1)	(28.3)
Effect of Limit in para 59(b) under AS-15 (Revised)	(0.5)	(1.8)	(1.7)	3.2	0.8	-
Total Gratuity expenses included in "Employee Benefit Expense"	9.2	6.1	6.8	(10.5)	(2.2)	(13.0)
Actual Return on Plan Assets	11.2	(0.2)	32.4	9.3	17.1	20.0

V Reconciliation of Benefit Obligation:

(₹ in Million)

PARTICULARS	September 30, 2016	March 31, 2016	March 31, 2015	March 31, 2014	March 31, 2013	March 31, 2012
Opening Defined Benefit Obligation	161.2	156.1	167.7	177.6	177.2	176.7
Current Service Cost	4.8	9.3	9.8	10.5	12.0	14.5
Interest Cost	6.8	12.6	15.7	14.8	15.4	15.7
Actuarial Loss / (Gain)	9.3	(14.1)	15.4	(29.7)	(13.3)	(23.3)
Liabilities assumed on acquisition / Transfer	-	-	1.1	-	(3.2)	-
Benefits Paid	-	(2.6)	(53.6)	(8.6)	(5.5)	(11.4)
Closing Defined Benefit Obligation	182.1	161.2	156.1	164.6	177.6	172.2

VI Reconciliation of Fair Value of Plan Assets:

(₹ in Million)

PARTICULARS	September 30, 2016	March 31, 2016	March 31, 2015	March 31, 2014	March 31, 2013	March 31, 2012
Opening Fair Value of Plan Assets	176.6	179.4	197.7	196.9	185.3	175.0
Expected Return on Plan Assets	7.3	14.9	16.2	16.3	15.3	14.9
Actuarial Gain / (Loss)	3.9	(15.1)	16.2	(7.0)	1.8	5.0
Assets assumed on acquisition	-	-	1.1	-	-	-
Contribution made by Employer	-	-	-	-	-	1.8
Benefits Paid	-	(2.5)	(51.8)	(8.6)	(5.5)	(11.4)
Closing Fair Value of Plan Assets	187.8	176.6	179.4	197.6	196.9	185.3

VII Composition of Plan Assets:

PARTICULARS	September 30, 2016	March 31, 2016	March 31, 2015	March 31, 2014	March 31, 2013	March 31, 2012
Government of India Securities	39%	41%	40%	49%	51%	50%
Corporate Bonds	26%	27%	34%	41%	39%	41%
Special Deposit Schemes	0%	0%	5%	0%	3%	3%
Others	35%	32%	21%	10%	7%	6%

VIII Experience Adjustments:*(₹ in Million)*

PARTICULARS	September 30, 2016	March 31, 2016	March 31, 2015	March 31, 2014	March 31, 2013	March 31, 2012
Defined Benefit Obligations	182.1	161.2	156.1	164.6	177.6	172.2
Plan Assets	187.8	176.7	179.4	197.6	196.9	185.3
Surplus / (Deficit)	5.7	15.5	23.4	33.0	19.3	13.1
Experience Adjustments on Plan Liabilities	(5.5)	(10.0)	(3.3)	(10.5)	(14.0)	(18.7)
Experience Adjustments on Plan Assets	3.8	(15.1)	16.2	(7.0)	1.8	5.0

Other Details:

The discount rate is based on the prevailing market yields of Indian Government Securities as at the Balance Sheet date for the estimated term of the obligations.

The estimates of future salary increase considered in the actuarial valuation take into account inflation, seniority, promotion and other relevant factors such as supply and demand in the employment market. The above information is certified by the actuary.

Expected rate of return on Plan Assets is based on expectation of the average long term rate of return expected on investments of the fund during the estimated term of the obligations.

The plan assets in respect of gratuity represent funds managed by the BSE employee Gratuity Fund. The Employer's best estimate of the contributions expected to be paid to the plan during the next year is NIL.

Defined Contribution Plan:

These are plans in which the Company pays pre-defined amounts to separate funds and does not have any legal or informal obligation to pay additional sums. The Company offers its employees defined contribution plan in the form of provident fund and family pension fund. Provident fund and family pension fund cover substantially all regular employees. While both, the employees and the Company pay predetermined contributions into the provident fund, contributions into the family pension fund are made by only the Company. The contributions are based on a certain proportion of the employee's salary.

(₹ in Million)

PARTICULARS	September 30, 2016	March 31, 2016	March 31, 2015	March 31, 2014	March 31, 2013	March 31, 2012
Contribution to Provident and Other Funds	9.2	19.2	19.8	20.6	17.1	19.0
Contribution to New National Pension Scheme	1.6	2.3	-	-	-	-

38. a) Pursuant to SEBI Circular CIR/DNPD/5/2011 dated June 2, 2011 (BSE Notice no-20110602-18, dated June 02, 2011), permitting stock exchanges to introduce Liquidity Enhancement Schemes (LES) for illiquid securities in their equity derivatives segment, the Exchange has launched a series of Liquidity Enhancement Incentive Programmes (LEIPS) to enhance liquidity in BSE's Futures & Options Segment. The programme was launched on September 28, 2011 and expenses mentioned below have been incurred towards the same for the years ended:

(₹ in Million)

PARTICULARS	September 30, 2016	March 31, 2016	March 31, 2015	March 31, 2014	March 31, 2013	March 31, 2012
LEIPS	-	172.4	342.5	612.9	955.4	604.9

Considering the special nature of this expense and its impact on the profit of the Exchange, the same has been recognised as an exceptional item.

b) During the year ended March 31, 2015, the Company implemented a Voluntary Retirement Scheme 2014 (VRS) for all its eligible employees. Post the closure of the Scheme, an expense of ₹ 127.7 Million was incurred and the same was treated as an exceptional item during the financial year ended March 31, 2015.

c) Consequent to the scheme of amalgamation with USE, the Company has terminated a software development contract and paid ₹ 21.8 Million as full and final settlement which has been recognized as expenses, the same was recognized as an exceptional item during the financial year ended March 31, 2015.

d) Based on a direction received from SEBI during the financial year 2015-16, the Company has charged an amount of ₹ 46.0 million to the Restated Statement of Profit and Loss which is to be reimbursed to The Stock Exchange Investor's Protection Fund (BSE IPF) towards Contribution to the IFRS Foundation pertaining to earlier years. Considering the nature of the expense and its impact on the profit of the Company, the same has been disclosed as an exceptional item during year ended March 31, 2016.

39. As per the agreement entered in to between BSE and ICCL and considering that the business activities undertaken by ICCL primarily derived out of transactions executed on the trading platform of BSE and in consideration of the same, ICCL agreed to pay Income from Indian Clearing Corporation Limited. The same will be payable on monthly basis. Accordingly, BSE Limited has received an amount of ₹ 253.9 million for the year ended 2014-15 and accounted as other operating income in profit and loss account.

40. Dividend Details :-

PARTICULARS	September 30, 2016	March 31, 2016	March 31, 2015	March 31, 2014	March 31, 2013	March 31, 2012
Proposed Dividend (₹ in million)	-	436.7	545.9	423.0	423.0	634.5
Interim Dividend (₹ in million)	-	382.1	-	-	-	-
Rate of Dividend (%)	-	750%	500%	400%	400%	600%
Dividend per Equity Share (₹)	-	7.50	5.00	4.00	4.00	6.00
Special Dividend per Equity Share Included above (₹)	-	3.50	1.00	-	-	2.00

41. Based on SEBI Regulations, the Company is required to divest its stake in Central Depository Services (India) Limited (CDSL) to 24% of the Share Capital of CDSL. Subsequent to the period end, the Company has transferred 4.15% equity stake of CDSL. The Company holds 50.05% equity stake in CDSL post the sale.
42. Previous years' / period's audited figures have been regrouped / reclassified wherever necessary to correspond with the current period classification / disclosure.

For and on behalf of the Board of Directors

Sudhakar Rao
Chairman

Ashishkumar Chauhan
Managing Director & CEO

Place: Mumbai
Date : January 03, 2017

Nayan Mehta
Chief Financial Officer

Prajakta Powle
Company Secretary

ANNEXURE - V

Adjustment for Unconsolidated Restatement of Profit and Loss

(₹ in Million)

Particulars	For the six months ended September 30, 2016	For the year ended				
		March 31, 2016	March 31, 2015	March 31, 2014	March 31, 2013	March 31, 2012
A. Net Profit after tax (as per audited accounts)	861.8	1,061.2	1,014.4	747.7	295.5	1,172.9
Adjustments						
(i) Prior Period Adjustments (Refer Note 1 below):	-	-	-	-	102.7	(56.9)
(ii) Settlement Guarantee Fund (Refer Note 2 below):	-	257.9	(257.9)	-	-	-
B. Total Adjustment	-	257.9	(257.9)	-	102.7	(56.9)
Adjusted Profits (A+B)	861.8	1,319.1	756.5	747.7	398.2	1,116.0

Notes :-

1. In the Financial Statements for the year ended March 31, 2013, certain items of income / expenses were identified and recorded as Prior Period Adjustments. For the purpose of the Restated Unconsolidated Financial Statements, such prior period adjustments have been appropriately adjusted in the respective years to which the transaction pertains. For the adjustments pertaining to the years prior to FY 2011-12, the opening reserves (Surplus in Restated Summary Statement of Profit and Loss) of FY 2011-12 have been adjusted accordingly to reflect the aforementioned prior period items.

2. Contribution to Core Settlement Guarantee Fund During FY 2014-15 was treated as Non Current Asset in the Financial Statements for Financial year 2014-15 which was subsequently charged off in FY 2015-16 as an Prior Period Items. However, for the purpose of Restated Unconsolidated Statements, such Exceptional Item adjustments have been appropriately adjusted in the respective years to which the transaction pertains.

For Deloitte Haskins & Sells LLP
Chartered Accountants

For and on behalf of the Board of Directors

G. K. Subramaniam
Partner

Sudhakar Rao
Chairman

Ashishkumar Chauhan
Managing Director & CEO

Place: Mumbai
Date : January 03, 2017

Nayan Mehta
Chief Financial Officer

Prajakta Powle
Company Secretary

ANNEXURE - VI
Restated Unconsolidated Statement of Accounting Ratios
(₹ in Million) (Unless Otherwise Stated)

Particulars	For the six months ended September 30, 2016	For the year ended				
		March 31, 2016	March 31, 2015	March 31, 2014	March 31, 2013	March 31, 2012
Earnings Per Share Excluding Exceptional Item and Extraordinary Items (Equity Shares, Par Value of ₹ 2/- each)						
Basic (₹)	18.28*	32.94	19.81	21.97	19.74	28.84
Diluted (₹)	18.28*	32.94	19.81	21.97	19.74	28.84
Earnings Per Share Excluding Extraordinary Items (Equity Shares, Par Value of ₹ 2/- each)						
Basic (₹)	15.79*	24.16	13.86	14.14	7.53	21.11
Diluted (₹)	15.79*	24.16	13.86	14.14	7.53	21.11
Earnings Per Share after Exceptional Item and Extraordinary Items (Equity Shares, Par Value of ₹ 2/- each)						
Basic (₹)	15.79*	24.16	13.86	14.14	7.53	21.11
Diluted (₹)	15.79*	24.16	13.86	14.14	7.53	21.11
Return on net worth %	3.68%*	5.85%	3.43%	3.59%	1.94%	5.41%
Net asset value per equity share (₹)	429.40	412.84	403.63	394.36	388.65	390.22
Weighted average number of equity shares outstanding during the year / period for calculation of Basic Earnings per Share	54,588,172	54,588,172	54,588,172	52,873,886	52,873,886	52,873,886
Weighted average number of equity shares outstanding during the year / period for calculation of Diluted Earnings per Share	54,588,172	54,588,172	54,588,172	52,873,886	52,873,886	52,873,886
Net profit after tax, as restated	861.8	1,319.1	756.5	747.7	398.2	1,116.0
Share Capital	107.4	107.4	107.3	103.8	103.7	103.5
Reserves and Surplus, as restated	23,332.8	22,428.7	21,925.9	20,747.8	20,445.8	20,528.8
Net worth	23,440.2	22,536.1	22,033.2	20,851.6	20,549.5	20,632.3

* Not annualised for the six months ended September 30, 2016.

1. The ratios on the basis of Restated financial information have been computed as below:

Basic Earnings per share (₹) =

$$\frac{\text{Net profit as restated, attributable to equity shareholders}}{\text{Weighted average number of equity shares}}$$

Diluted Earnings per share (₹) =

$$\frac{\text{Net profit as restated, attributable to equity shareholders}}{\text{Weighted average number of dilutive equity shares}}$$

Return on net worth (%) =

$$\frac{\text{Net profit after tax, as restated}}{\text{Net worth at the end of the year / period}}$$

Net Asset Value (NAV) per equity share (₹) =

$$\frac{\text{Net worth at the end of the year / period}}{\text{Number of equity shares outstanding at the end of the year / period}}$$

2. Earnings per share calculations are done in accordance with Accounting Standard 20 "Earnings Per Share" issued by the Institute of Chartered Accountants of India.

3. The shareholders of the Company have, at the Extraordinary General Meeting (EGM) held on November 25, 2016 accorded their consent to the consolidation of the entire authorised and issued share capital of the Company by increasing the nominal value of the equity share from Re. 1/- (Rupee one only) each to Rs. 2/- (Rupees two only) each, so that every two equity shares with nominal value of Re. 1/- (Rupee one only) each held by a shareholder are consolidated and re-designated into one equity share with a nominal value of Rs. 2/- each. Accordingly, the revised share capital of the Company now stands at 54,588,172 equity shares of Rs 2/- each.

Para 44 of Accounting Standard 20 on "Earnings per share", requires an adjustment in the calculation of basic and diluted earnings per share for all the periods presented if the number of equity or potential equity shares outstanding increases as a result of consolidation of shares. Pursuant to the shareholders' consent to the consolidation of the equity shares at the EGM mentioned above, the weighted average numbers of shares and consequently the basic and diluted earnings per share have been accordingly adjusted in the above Statement of accounting ratios for all the periods presented in accordance with Accounting Standard 20 on "Earnings per share".

For Deloitte Haskins & Sells LLP
Chartered Accountants

For and on behalf of the Board of Directors

G. K. Subramaniam
Partner

Sudhakar Rao
Chairman

AshishKumar Chauhan
Managing Director & CEO

Place: Mumbai
Date : January 03, 2017

Nayan Mehta
Chief Financial Officer

Prajakta Powle
Company Secretary

ANNEXURE - VII

Restated Unconsolidated Statement of Capitalisation

(₹ in Million)

Particulars	Pre-Offer For the six months ended September 30, 2016	Pre-Offer For the year ended March 31, 2016	Adjusted for Post-Offer*
Debt	-	-	
Shareholders' funds			
- Share Capital	107.4	107.4	
- Reserves and Surplus	23,332.8	22,428.7	
Total Shareholder's funds	23,440.2	22,536.1	
Debt/Equity Ratio	-	-	

*The Selling Shareholders are proposing to offer the equity shares of "BSE Limited" to the public by way of an initial public offering. Hence there will be no change in the shareholders' funds post issue.

For Deloitte Haskins & Sells LLP
Chartered Accountants

For and on behalf of the Board of Directors

G. K. Subramaniam
Partner

Sudhakar Rao
Chairman

Ashishkumar Chauhan
Managing Director & CEO

Place: Mumbai
Date : January 03, 2017

Nayan Mehta
Chief Financial Officer

Prajakta Powle
Company Secretary

ANNEXURE - VIII

Restated Unconsolidated Statement of Tax Shelters

(₹ in Million)

Particulars	For the six months ended September 30, 2016 #	For the year ended				
		March 31, 2016	March 31, 2015	March 31, 2014	March 31, 2013	March 31, 2012
Profit Before Tax- As Restated (A)	900.1	1,268.0	897.8	789.4	457.6	1,467.4
Notional Tax Rate (B)	34.608%	34.608%	33.990%	32.445%	32.445%	32.445%
Tax as per Notional rate on Profit (C)	311.5	438.8	305.2	256.1	148.5	476.1
ADJUSTMENTS						
Tax Impact of Permanent Differences due to:						
Investment Income	(218.3)	(574.1)	(290.8)	(225.3)	(97.7)	(134.4)
Income from House Property and Related expenditure	(3.5)	(6.9)	(6.9)	(13.5)	(15.2)	
Expenses disallowed / (allowed)	(2.0)	(1.1)	42.4	2.4	1.7	1.7
Tax Impact on Restated Items	-	-	-	-	-	-
Total Tax impact on Permanent Difference (D)	(223.8)	(582.1)	(255.3)	(236.4)	(111.2)	(132.7)
Tax impact on Timing Difference due to:						
Difference between book balance and tax balance of fixed assets.	(0.8)	43.8	(10.8)	9.4	(0.5)	9.3
Disallowances u/s 43 B of the Income Tax Act, 1961	(4.8)	1.2	17.9	(4.3)	1.8	(5.2)
Other (Provision for doubtful debts, Deposits, Inventory etc.)	6.3	(1.2)	26.2	5.9	8.4	-
Income Taxable as per Income Computation & Disclosure Standards (ICDS)	6.9	8.0	-	-	-	-
Business Loss Carried Forward	(57.3)	91.5				
Total Tax impact of Timing Difference (E)	(49.7)	143.3	33.3	11.0	9.7	4.1
Net Adjustment F= (D+E)	(273.5)	(438.8)	(222.0)	(225.4)	(101.5)	(128.6)
Adjusted Tax Liability (C+F)	38.0	-	83.2	30.7	47.0	347.5
Less:- Relief u/s. 91 of the Income Tax Act, 1961	-	-	-	0.5	0.6	-
Adjusted Tax Liability	38.0	-	83.2	30.2	46.4	347.5
Total Tax as per Return of Income	.*	.*	83.2	30.2	46.4	347.5

* Return of Income yet to be filed

The figures have been computed considering annual income Tax rate expected for the financial year 2015-16 in accordance with the accounting standard 25 "Interim Financial Reporting".

For Deloitte Haskins & Sells LLP

Chartered Accountants

G. K. Subramaniam
PartnerPlace: Mumbai
Date : January 03, 2017

For and on behalf of the Board of Directors

Sudhakar Rao
ChairmanAshishkumar Chauhan
Managing Director & CEONayan Mehta
Chief Financial OfficerPrajakta Powle
Company Secretary

ANNEXURE - IX

Restated Unconsolidated Statement of Dividend Paid

Particulars	For the six months ended September 30, 2016	For the year ended				
		March 31, 2016	March 31, 2015	March 31, 2014	March 31, 2013	March 31, 2012
Number of equity shares outstanding (refer note below)	109,176,344	109,176,344	109,176,343	105,747,772	105,747,772	105,747,772
Proposed Dividend (₹ in million)	-	436.7	545.9	423.0	423.0	634.5
Interim Dividend (₹ in million)	-	382.1	-	-	-	-
Rate of Dividend (%)	-	750%	500%	-	-	-
Dividend per Equity Share (₹)	-	7.5	5.0	4.0	4.0	6.0
Special Dividend per Equity Share Included above (₹)	-	3.5	1.0	-	-	2.0

Note :- The shareholders of the Company have, at the Extraordinary General Meeting (EGM) held on November 25, 2016 accorded their consent to the consolidation of the entire authorised and issued share capital of the Company by increasing the nominal value of the equity share from Re. 1/- (Rupee one only) each to Rs. 2/- (Rupees two only) each, so that every two equity shares with nominal value of Re. 1/- (Rupee one only) each held by a shareholder are consolidated and re-designated into one equity share with a nominal value of Rs. 2/- each. Accordingly, the revised issued share capital of the Company now stands at 54,588,172 equity shares of Rs 2/- each.

For Deloitte Haskins & Sells LLP
Chartered Accountants

G. K. Subramaniam
Partner

Place: Mumbai
Date : January 03, 2017

For and on behalf of the Board of Directors

Sudhakar Rao
Chairman

AshishKumar Chauhan
Managing Director & CEO

Nayan Mehta
Chief Financial Officer

Prajakta Powle
Company Secretary

INDEPENDENT AUDITORS' REPORT ON RESTATED CONSOLIDATED FINANCIAL INFORMATION AS REQUIRED UNDER SECTION 26 OF COMPANIES ACT, 2013, READ WITH RULE 4 OF COMPANIES (PROSPECTUS AND ALLOTMENT OF SECURITIES) RULES, 2014

**THE BOARD OF DIRECTORS OF
BSE LIMITED**

25th Floor, P J Towers, Dalal Street, Fort,
Mumbai – 400001

Dear Sirs,

1. We have examined, as appropriate (refer paragraph 3 below), the attached Restated Consolidated Financial Information of BSE Limited, ("the Holding Company") and its subsidiaries (the Holding Company and its subsidiaries together constitute the "Group"), its jointly controlled entities, and its share of the profit / (loss) of its associate, which comprises of the Restated Consolidated Statement of Assets and Liabilities as at September 30, 2016 and as at March 31, 2016, 2015, 2014, 2013 and 2012, the Restated Consolidated Statement of Profit and Loss and the Restated Consolidated Statement of Cash Flows for the six months ended September 30, 2016 and for the years ended March 31, 2016, 2015, 2014, 2013 and 2012 (collectively, the "Consolidated Restated Financial Information") as approved by the Board of Directors of the Company at their meeting held on January 3, 2017 for the purpose of inclusion in the offer document prepared by the Company in connection with its proposed Initial Public Offer through Offer for Sale (IPO) prepared in terms of the requirements of:
 - a) Sub-clauses (i) and (iii) of clause (b) of sub-section (1) of section 26 of the Companies Act, 2013 ("the Act") read with Rule 4 of Companies (Prospectus and Allotment of Securities) Rules, 2014 ("the Rules") and
 - b) the Securities And Exchange Board Of India (Issue of Capital and Disclosure Requirements) Regulations, 2009 as amended from time to time in pursuance of provisions of Securities and Exchange Board of India Act, 1992 ("SEBI-ICDR Regulations").
 - c) the Guidance Note on Reports in Company Prospectuses (Revised 2016) issued by the



Institute of Chartered Accountants of India as amended from time to time (the “Guidance Note”).

The preparation of the Restated Consolidated Financial Information is the responsibility of the management of the Company for the purpose set out in paragraph 10 below. The management’s responsibility includes designing, implementing and maintaining adequate internal control relevant to the preparation and presentation of the Restated Consolidated Financial Information. The management is also responsible for identifying and ensuring that the Company complies with the Act, Rules, ICDR Regulations and Guidance Note. Our responsibility is to examine the Restated Consolidated Financial Information and confirm whether such Restated Consolidated Financial Information comply with the requirements of the Act, Rules, ICDR Regulations and Guidance Note.

2. We have examined such Restated Consolidated Financial Information taking into consideration:
 - a) The terms of reference and terms of our engagement agreed upon with you in accordance with our engagement letter dated December 12, 2016 in connection with the proposed IPO of the Company;
 - b) The Guidance Note (Revised) on Reports in Company Prospectuses issued by the Institute of Chartered Accountants of India (ICAI); and
 - c) The Guidance Note on Reports or Certificates for Special Purposes (Revised 2016), which include the concepts of test checks and materiality. This Guidance Note requires us to obtain reasonable assurance based on verification of evidence supporting the Restated Consolidated Financial Information. This Guidance Note also requires that we comply with the ethical requirements of the Code of Ethics issued by the Institute of Chartered Accountants of India.
3. These Restated Consolidated Financial Statements have been extracted by the Management from the audited Consolidated Financial Statements as at and for the six months ended September 30, 2016 and as at and for each of the years ended March 31, 2016, 2015, 2014, 2013 and 2012 which have been approved by Board of directors at their meetings held on October 28, 2016, May 5, 2016, May 18, 2015, May 14, 2014, May 22, 2013 and April 27, 2012, respectively.

We did not audit the financial statements of subsidiaries and jointly controlled entities and associate (details provided below). The financial statements for these subsidiaries jointly controlled entities and associate have been audited by other auditors, whose reports have been furnished to us, and our opinion on the consolidated financial statements in so far as it relates to the affairs of such subsidiaries, jointly controlled entities and associate is based solely on the reports of such other auditors. Group’s share of total assets, total revenues, and net cash flows pertaining to these entities for the relevant years is tabulated below:

h

(Rs. in million)

Particulars	For the years ended					
	September 30, 2016	March 31, 2016	March 31, 2015	March 31, 2014	March 31, 2013	March 31, 2012
Subsidiaries and Jointly Controlled Entities						
Total Assets	12,852	12,625	13,675	759	752	3,651
Revenues	535	1,052	1,423	220	182	1,358
Net Cash Inflows / (Outflows)	(1,009)	15	1,719	212	55	81
Associate						
Group's share of Profit / (loss)	Not applicable	(3)	(3)	(4)	(3)	(4)

These other auditors have confirmed that the restated financial information relating to above mentioned entities has been made after incorporating:

- i. Adjustments for the changes in accounting policies retrospectively in respective financial years to reflect the same accounting treatment as per changed accounting policy for all the reporting periods.
- ii. Adjustments for the material amounts in the respective financial years to which they relate.

Further, the other auditors have also confirmed that there are no extra-ordinary items that need to be disclosed separately in the accounts and qualification requiring adjustments.

Accordingly reliance has been placed on the financial information examined by them for the said entities.

4. Based on our examination, we report that:

- a) The Restated Consolidated Statements of Assets and Liabilities of the Group as at September 30, 2016 and as at March 31, 2016, 2015, 2014, 2013 and 2012, as set out in Annexure - I to this report are after making adjustments and regrouping as in our opinion were appropriate and more fully described in Significant Accounting Policies and Notes to Accounts, as set out in Annexure – IV and Adjustment for Restatement of Consolidated Profit and Loss as set out in Annexure-V.
- b) The Restated Consolidated Statement of Profit and Loss of the Group for the six months ended September 30, 2016 and each of the years ended March 31, 2016, 2015, 2014, 2013 and 2012, as set out in Annexure - II to this report are after making adjustments and

h

regrouping as in our opinion were appropriate and more fully described in Significant Accounting Policies and Notes to Accounts, as set out in Annexure – IV and Adjustment for Restatement of Consolidated Profit and Loss as set out in Annexure-V.

- c) The Restated Consolidated Summary Statement of Cash Flows of the Group for the six months ended September 30, 2016 and each of the years ended March 31, 2016, 2015, 2014, 2013 and 2012, as set out in Annexure - III to this report are after making adjustments and regrouping as in our opinion were appropriate and more fully described in Significant Accounting Policies and Notes to Accounts, as set out in Annexure - IV and Adjustment for Restatement of Consolidated Profit and Loss as set out in Annexure -V.
- d) Based on the above, according to the information and explanations given to us, we are of opinion that the Restated Consolidated Financial Information have been made after incorporating:
 - (i) Adjustments for the changes in accounting policies retrospectively in respective financial years to reflect the same accounting treatment as per changed accounting policy for all the reporting periods; and
 - (ii) Adjustments for the material amounts in the respective financial years to which they relate.

Further, there are no extra-ordinary items that need to be disclosed separately other than those presented in the Restated Consolidated Financial Information and there were no qualifications in the Auditors' report for the relevant reporting periods, which require any adjustments to the Restated Unconsolidated Financial Information..

- 5. We have also examined the following restated consolidated financial information of the Group set out in the Annexures prepared by the management and approved by the Board of Directors on January 3, 2017 for the six months ended September 30, 2016 and years ended March 31, 2016, 2015, 2014, 2013 and 2012.
 - a) Restated Consolidated Summary Statement of Share Capital included in Note 2 to Annexure IV;
 - b) Restated Consolidated Summary Statement of Reserves and Surplus included in Note 3 to Annexure IV;
 - c) Restated Consolidated Summary Statement of Deferred Tax Liabilities (net) included in Note 4 to Annexure IV;
 - d) Restated Consolidated Summary Statement of Long-term Borrowings included in Note 5 to Annexure IV;
 - e) Restated Consolidated Summary Statement of Other Long-term Liabilities included in Note 6 to Annexure IV;
 - f) Restated Consolidated Summary Statement of Long-term provisions included in Note 7 to Annexure IV;
 - g) Restated Consolidated Summary Statement of Short-term borrowings included in Note 8 to Annexure IV;

h

- h) Restated Consolidated Summary Statement of Trade Payables included in Note 9 to Annexure IV;
 - i) Restated Consolidated Summary Statement of Other Current Liabilities included in Note 10 to Annexure IV;
 - j) Restated Consolidated Summary Statement of Short term Provisions included in Note 11 to Annexure IV;
 - k) Restated Consolidated Summary Statement of Fixed Assets included in Note 12 to Annexure IV;
 - l) Restated Consolidated Summary Statement of Non-Current Investments included in Note 13 to Annexure IV;
 - m) Restated Consolidated Summary Statement of Deferred Tax Asset (net) included in Note 14 to Annexure IV;
 - n) Restated Consolidated Summary Statement of Long Term Loans and Advances included in Note 15 to Annexure IV;
 - o) Restated Consolidated Summary Statement of Other Non-Current Assets included in Note 16 to Annexure IV;
 - p) Restated Consolidated Summary Statement of Current Investments included in Note 17 to Annexure IV;
 - q) Restated Consolidated Summary Statement of Trade Receivables included in Note 18 to Annexure IV;
 - r) Restated Consolidated Summary Statement of Cash and Bank Balances included in Note 19 to Annexure IV;
 - s) Restated Consolidated Summary Statement of Short-term Loans and Advances included in Note 20 to Annexure IV;
 - t) Restated Consolidated Summary Statement of Other Current Assets included in Note 21 to Annexure IV;
 - u) Restated Consolidated Summary Statement of Income from Securities Services included in Note 22 to Annexure IV;
 - v) Restated Consolidated Summary Statement of Services to Corporates included in Note 23 to Annexure IV;
 - w) Restated Consolidated Summary Statement of Income from Investment and Deposits included in Note 24 to Annexure IV;
 - x) Restated Consolidated Summary Statement of Other Income included in Note 25 to Annexure IV;
 - y) Restated Consolidated Summary Statement of Employee Benefits Expense included in Note 26 to Annexure IV;
 - z) Restated Consolidated Summary Statement of Administration and Other Expenses included in Note 27 to Annexure IV;
 - aa) Statement of Additional Information to the Consolidated Financial Statements contained in Notes 28-34 and 36-47 to Annexure IV;
 - ab) Adjustment for Restatement of Consolidated Profit and Loss included in Annexure V;
 - ac) Statement of Related Party Disclosures included in Note 35 to Annexure IV;
6. We have complied with the relevant applicable requirements of the Standard on Quality Control (SQC) 1, Quality Control for Firms that Perform Audits and Reviews of Historical Financial Information, and Other Assurance and Related Services Engagements.

h

7. In our opinion, the above financial information contained in Annexures I to VIII accompanying this report read along with the Significant Accounting Policies and Notes to Accounts as set out in Annexure IV are prepared after making adjustments and regroupings as considered appropriate and have been prepared in accordance with the Act, Rules, SEBI-ICDR Regulations and the Guidance Note and in terms of our engagement as agreed with you.
8. This report should not in any way be construed as a reissuance or re-dating of any of the previous audit reports issued by us, nor should this report be construed as a new opinion on any of the financial statements referred to herein.
9. We have no responsibility to update our report for events and circumstances occurring after the date of the report.
10. Our report is intended solely for use of the management for inclusion in the offer document in connection with the proposed issue of equity shares of the Company. Our report should not be used, referred to or distributed for any other purpose except with our prior consent in writing.

For **Deloitte Haskins & Sells LLP**
(Firm Registration Number: 117366W/ W-100018)



G. K. Subramaniam
Partner
(Membership No. 109839)

Place: Mumbai
Date: January 3, 2017

Particulars	Note No. of Annexure IV	As at September 30, 2016	As at March 31, 2016	As at March 31, 2015	As at March 31, 2014	As at March 31, 2013	As at March 31, 2012
I - EQUITY AND LIABILITIES							
(1) Shareholders' Funds							
(a) Share Capital	2	107.4	107.4	107.3	103.8	103.7	103.5
(b) Reserves and Surplus	3	25,421.8	24,385.4	24,501.6	23,603.9	22,785.7	22,093.8
		25,529.2	24,492.8	24,608.9	23,707.7	22,889.4	22,197.3
(2) Core Settlement Guarantee Fund		1,920.6	1,760.5	1,112.6	56.3	8.1	2.2
(3) Share Application Money Pending Allotment		0.1	0.1	0.1	0.1	0.1	0.1
(4) Minority Interest	41	2,277.2	2,223.1	1,986.4	1,875.4	1,733.3	1,553.2
(5) Non-current Liabilities							
(a) Deferred Tax Liabilities (Net)	4	2.4	1.5	26.7	95.9	55.3	56.1
(b) Long-term Borrowings	5	-	18.8	35.6	13.1	-	-
(c) Other Long-term Liabilities	6	537.0	520.6	449.9	286.3	316.9	292.9
(d) Long-term Provisions	7	11.2	8.0	7.7	4.2	3.7	8.9
(e) Deposits from Trading Members	39	172.5	190.0	190.0	310.0	2,435.0	2,530.0
		723.1	738.9	709.9	709.5	2,810.9	2,887.9
(6) Current Liabilities							
(a) Short-Term Borrowings	8	-	-	-	-	8.7	3,060.5
(b) Trade Payables	9	-	-	-	-	-	-
(i) Total outstanding dues of Micro, Small and Medium Enterprises		-	-	-	-	-	-
(ii) Total outstanding dues of creditors other than Micro, Small and Medium Enterprises		774.1	696.6	580.5	469.5	370.8	430.8
(c) Other Current Liabilities	10	12,936.8	11,391.2	12,144.0	13,308.9	11,026.2	8,402.1
(d) Short-term Provisions	11	362.3	766.5	831.1	581.7	600.8	833.2
		14,073.2	12,854.3	13,555.6	14,360.1	12,006.5	12,726.6
TOTAL		44,523.4	42,069.7	41,973.5	40,709.1	39,448.3	39,367.3
II - ASSETS							
(1) Goodwill on Consolidation		850.4	850.4	850.4	850.4	850.4	850.4
(2) Non-current Assets							
(a) Fixed Assets							
(i) Tangible Assets	12	1,396.8	1,434.5	1,363.0	851.1	880.2	881.8
(ii) Intangible Assets	12	178.6	185.0	292.3	201.9	206.5	103.5
(iii) Capital Work-in-progress		74.6	6.0	30.5	324.2	200.6	168.7
(iv) Intangible Assets Under Development		18.1	20.3	6.1	14.5	4.4	34.0
		1,668.1	1,645.8	1,691.9	1,391.7	1,291.7	1,188.0
(b) Non-current Investments	13	13,639.2	15,250.8	14,102.3	11,252.3	5,273.2	8,186.2
(c) Deferred Tax Assets (net)	14	114.1	107.8	63.1	47.4	54.1	32.1
(d) Long term Loans and Advances	15	1,006.7	1,203.9	856.3	790.6	563.5	306.6
(e) Other Non-current Assets	16	5.7	15.0	21.0	29.3	18.8	14.7
		14,765.7	16,577.5	15,042.7	12,119.6	5,909.6	8,539.6
(3) Current Assets							
(a) Current Investments	17	8,000.2	5,372.8	8,659.5	10,611.0	8,262.9	5,687.9
(b) Trade Receivables	18	638.9	479.9	360.0	344.3	344.0	338.9
(c) Cash and Bank Balances	19	16,920.9	16,100.8	14,524.8	14,694.6	20,484.3	22,202.5
(d) Short-term Loans and Advances	20	543.2	197.0	247.0	168.8	149.0	109.7
(e) Other Current Assets	21	1,136.0	845.5	597.2	528.7	2,156.4	450.3
		27,239.2	22,996.0	24,388.5	26,347.4	31,396.6	28,789.3
TOTAL		44,523.4	42,069.7	41,973.5	40,709.1	39,448.3	39,367.3

Note:

The above statement should be read with Company Overview and Significant Accounting Policies appearing in Annexure - IV, Adjustments for Restatement of Consolidated Profit and Loss in Annexure - V, Restated Consolidated Statement of Accounting Ratios in Annexure - VI, Restated Consolidated Statement of Capitalisation in Annexure - VII and Restated Consolidated Statement of Dividend Paid

See accompanying notes forming part of the restated consolidated financial statements 1 - 47

In terms of our report attached

For Deloitte Haskins & Sells LLP
Chartered Accountants

G. K. Subramaniam
Partner

Place : Mumbai
Date : January 03, 2017

For and on behalf of the Board of Directors

Sudhakar Rao
Chairman

Nayan Mehta
Chief Financial Officer

AshishKumar Chauhan
Managing Director & CEO

Prajakta Powle
Company Secretary

Particulars	Note No. of Annexure IV	For the six months ended september 30, 2016	For the year ended					
			March 31, 2016	March 31, 2015	March 31, 2014	March 31, 2013	March 31, 2012	
I Revenue from Operations :								
Securities Services	22	1,496.7	2,430.1	2,336.5	1,872.4	1,936.3	2,183.0	
Services to Corporates	23	801.9	1,611.1	1,053.9	591.4	579.1	762.8	
Data Dissemination Fees		123.2	224.2	221.0	204.1	223.8	207.7	
		2,421.8	4,265.4	3,611.4	2,667.9	2,739.2	3,153.5	
II Income From Investments and Deposits	24	1,111.8	1,896.5	2,225.7	2,182.7	2,356.3	2,223.5	
III Other Income	25	301.1	420.8	410.4	447.6	433.9	409.6	
IV Total Revenue (I + II + III)		3,834.7	6,582.7	6,247.5	5,298.2	5,529.4	5,786.6	
V Expenses:								
Employee Benefits Expense	26	640.0	1,115.5	998.7	853.7	772.4	749.2	
Finance Costs		6.0	6.7	6.6	3.8	24.5	13.6	
Depreciation and Amortization Expense	12	246.1	616.8	587.7	323.5	283.1	340.7	
Administration and Other Expenses	27	1,263.6	2,462.1	2,195.7	1,570.0	1,648.3	1,439.0	
Total Expenses		2,155.7	4,201.1	3,788.7	2,751.0	2,728.3	2,542.5	
VI Profit before Exceptional items, Extraordinary Items and Tax (IV- V)		1,679.0	2,381.6	2,458.8	2,547.2	2,801.1	3,244.1	
VII Exceptional Items :								
Liquidity Enhancement Incentive Programme Scheme	44(a)	-	172.4	342.5	612.9	955.4	604.9	
Settlement Guarantee Fund (25% Transfer of Profit)	32	207.9	514.3	-	-	-	-	
Voluntary Retirement Scheme	44(b)	-	-	143.2	-	23.7	-	
Loss on sale of Strategic Investment		-	64.3	-	-	-	-	
Reversal of Contribution to Depository Investor Protection Fund	30	-	(331.0)	-	-	-	-	
Others	44(c) & (d)	-	46.0	21.8	-	-	-	
Total Exceptional Items		207.9	466.0	507.5	612.9	979.1	604.9	
VIII Profit before Extraordinary Items and Tax (VI- VII)		1,471.1	1,915.6	1,951.3	1,934.3	1,822.0	2,639.2	
IX Tax expense:								
(1) Current Tax		305.3	434.4	506.3	314.1	399.6	626.2	
(2) Minimum Alternate Tax Credit Entitlement		(76.2)	(34.9)	-	(21.5)	-	-	
(3) Deferred Tax		(5.5)	(75.4)	(68.5)	47.3	(22.7)	16.4	
Total		223.6	324.1	437.8	339.9	376.9	642.6	
X Net Profit after Tax before Extraordinary Items as Restated (VIII- IX)		1,247.5	1,591.5	1,513.5	1,594.4	1,445.1	1,996.6	
XI Extraordinary Items		-	-	-	(5.7)	4.9	-	
XII Profit after Tax & Extraordinary Items (X- XI)		1,247.5	1,591.5	1,513.5	1,600.1	1,440.2	1,996.6	
XIII Share of Minority		198.2	363.5	213.3	244.1	248.5	268.1	
XIV Share of Loss of Associate		-	2.7	2.8	4.1	3.3	4.1	
XV Net profit after Share of Minority and Share of Loss of Associate as Restated		1,049.3	1,225.3	1,297.4	1,351.9	1,188.4	1,724.4	
XVI Earnings Per Equity Share (EPS) (face value of ₹ 2/- each)	38							
Before Exceptional Items and Extraordinary Items								
Basic and Diluted EPS		21.71*	29.84	29.90	33.34	35.04	40.34	
After Exceptional Items and Extraordinary Items								
Basic and Diluted EPS		19.22*	22.45	23.77	25.57	22.48	32.61	

* Not Annualised

Note :

The above statement should be read with Company Overview and Significant Accounting Policies appearing in Annexure - IV, Adjustments for Restatement of Consolidated Profit and Loss in Annexure - V, Restated Consolidated Statement of Accounting Ratios in Annexure - VI, Restated Consolidated Statement of Capitalisation in Annexure - VII and Restated Consolidated Statement of Dividend Paid

See accompanying notes forming part of the restated consolidated financial statements 1 - 47

In terms of our report attached

For Deloitte Haskins & Sells LLP
Chartered Accountants

G. K. Subramaniam
Partner

Place : Mumbai
Date : January 03, 2017

For and on behalf of the Board of Directors

Sudhakar Rao
Chairman

AshishKumar Chauhan
Managing Director & CEO

Nayan Mehta
Chief Financial Officer

Prajakta Powle
Company Secretary

Restated Consolidated Summary Statement of Cash Flows

(₹ in Million)

PARTICULARS	For the six months ended september 30, 2016	For the year ended				
		March 31, 2016	March 31, 2015	March 31, 2014	March 31, 2013	March 31, 2012
A. CASH FLOW FROM OPERATING ACTIVITIES						
Profit before Extraordinary Items and Tax (as restated)	1,471.1	1,915.6	1,951.3	1,934.3	1,822.0	2,639.2
Adjustments for						
Depreciation and Amortisation Expenses	246.1	616.8	587.7	323.5	283.1	340.7
Extraordinary items	-	-	-	8.5	(7.3)	-
Unrealised loss on Foreign Exchange	-	-	-	0.6	-	-
Loss/(Profit) on Sale / Disposal of Assets (Net)	(0.1)	0.9	1.8	23.3	2.2	(0.2)
Finance Cost	6.0	6.7	6.6	3.8	24.5	13.6
Contribution to Core SGF	67.4	174.1	257.9	-	-	-
Investment Income on Core SGF	92.7	120.9	-	-	-	-
Penalties/ Contribution received towards Settlement Guarantee Fund from Members	-	7.3	3.4	9.5	4.4	2.2
Loss / (Profit) on Sale of Investments (Net)	(148.9)	(17.1)	(112.6)	(221.3)	(262.5)	(330.5)
Amortisation of Discount and Premium (Net)	15.3	21.1	(5.8)	15.6	41.4	49.0
Interest Income	(892.3)	(1,746.4)	(1,966.3)	(1,809.1)	(2,042.1)	(1,852.8)
Dividend Income	(76.1)	(154.1)	(141.0)	(167.9)	(93.1)	(89.2)
Provision for Diminution in Value of Long Term Investment	(21.4)	20.6	62.5	0.2	11.2	-
Provision for Diminution in Value of Current Investment	(2.8)	2.9	(7.5)	6.8	-	-
Provision for Doubtful Trade Receivables and Bad Debts written off	41.6	60.4	30.0	35.1	41.7	-
Provision for Compensated Absences	28.7	37.0	39.8	10.8	12.3	15.5
Operating profit before working capital changes (as restated)	827.3	1,066.7	707.8	173.7	(162.2)	787.5
Movements in Working Capital						
(Increase) / Decrease in Trade Receivables	(200.6)	(180.3)	(36.5)	(36.0)	(46.8)	(37.3)
(Increase) / Decrease in Loans and Advances	(290.6)	42.5	(40.1)	(19.6)	(26.8)	(34.8)
(Increase) / Decrease in Other Assets	13.5	(42.8)	(59.0)	110.2	18.1	(68.9)
Increase / (Decrease) in Trade Payables	77.5	116.3	65.1	98.8	(60.0)	(309.4)
Increase / (Decrease) in Other Liabilities	1,688.4	(760.5)	(1,685.4)	1,949.2	2,664.7	(617.6)
	1,288.2	(824.8)	(1,755.9)	2,102.6	2,549.2	(1,068.0)
Cash Generated from / (used in) Operations	2,115.5	241.9	(1,048.1)	2,276.3	2,387.0	(280.5)
Direct taxes paid (net of refunds)	22.7	(733.1)	(480.1)	(547.9)	(648.6)	(688.7)
Net Cash from / (used in) Operating Activities	2,138.2	(491.2)	(1,528.2)	1,728.4	1,738.4	(969.2)
B. CASH FLOW FROM INVESTING ACTIVITIES						
Fixed Assets						
Purchase of fixed assets, including intangible assets, capital work in progress and capital advances	(297.6)	(623.4)	(725.8)	(445.9)	(314.3)	(346.6)
Proceeds from sale of fixed assets	1.0	2.0	3.6	17.5	3.5	3.2
Investments						
Net Decrease / (Increase) in long term investment	1,617.7	(1,374.2)	(2,991.6)	(5,905.0)	2,651.9	277.1
Net Decrease / (Increase) in current investment	(2,475.7)	3,300.9	2,071.6	(304.7)	(4,131.4)	3,438.2
Fixed Deposits with Banks						
Net Decrease / (Increase) in Fixed Deposits with Banks	(2,022.4)	(1,300.9)	3,234.2	4,129.5	556.8	(2,507.1)
Interest Received	645.2	1,487.8	1,954.1	1,593.1	2,140.3	1,744.9
Dividend Received	76.1	154.1	141.0	167.9	93.1	89.2
Net Cash generated from / (used in) Investing Activities	(2,455.7)	1,646.3	3,687.1	(747.6)	999.9	2,698.9
C. CASH FLOW FROM FINANCING ACTIVITIES						
Proceeds from sale of equity share of subsidiary of CDSL	-	-	9.7	10.0	15.0	102.5
(Repayment of) / Proceeds from Long term borrowing	(8.8)	(16.8)	22.5	13.1	-	-
Proceeds of Short term borrowings from banks	-	-	-	-	-	3,059.9
Repayment of Short term borrowings from banks	-	-	-	(8.7)	(3,051.8)	-
Payment for Investment in Subsidiary	-	-	-	(50.0)	(20.0)	(40.0)
Finance Cost	(6.9)	(7.1)	(6.9)	(2.1)	(24.5)	(13.6)
Increase / (Decrease) in Trading Member and Other Deposits	18.9	60.9	126.9	(2,066.6)	(92.4)	46.0
Dividend and taxes paid thereon	(538.5)	(1,116.9)	(494.9)	(494.9)	(737.4)	(491.6)
Dividend and tax on dividend paid related to Minority	(144.1)	(126.7)	(112.0)	(112.0)	(83.4)	(66.8)
Share Issue Expenses	-	(10.4)	-	-	-	-
Net Cash from / (used in) Financing Activities	(679.4)	(1,217.0)	(454.7)	(2,711.2)	(3,994.5)	2,596.4
Net Increase / (Decrease) in Cash and Cash Equivalents (A+B+C)	(996.9)	(61.9)	1,704.2	(1,730.4)	(1,256.2)	4,326.1

PARTICULARS	For the six months ended september 30, 2016	For the year ended				
		March 31, 2016	March 31, 2015	March 31, 2014	March 31, 2013	March 31, 2012
Cash and Cash Equivalents at the beginning of the year / period	3,376.3	3,438.2	1,707.3	3,437.7	4,693.9	367.8
Add : Bank Balance transferred under scheme of arrangement (refer note 3)	-	-	26.7	-	-	-
Cash and Cash Equivalents at the end of the year / period*	2,379.4	3,376.3	3,438.2	1,707.3	3,437.7	4,693.9
* Cash and cash equivalents at the end of the year / period comprises (Refer note 19)						
i) Cash on Hand	-	0.1	-	-	-	0.2
ii) Cheques in Hand	-	3.1	-	6.6	7.1	-
iii) Balances with Banks						
In Current Accounts	1,144.4	1,594.1	685.3	1,175.1	855.5	93.7
In Deposit Accounts with original maturity of 3 months	1,235.0	1,779.0	2,752.9	525.6	2,575.1	4,600.0
	2,379.4	3,376.3	3,438.2	1,707.3	3,437.7	4,693.9

Note:

The above statement should be read with Company Overview and Significant Accounting Policies appearing in Annexure - IV, Adjustments for Restatement of Consolidated Profit and Loss in Annexure - V, Restated Consolidated Statement of Accounting Ratios in Annexure - VI, Restated Consolidated Statement of Capitalisation in Annexure - VII and Restated Consolidated Statement of Dividend Paid

See accompanying notes forming part of the restated consolidated financial statements 1 - 47

1. The Cash Flow Statement has been prepared under the "Indirect Method" as set out in Accounting Standard - 3 "Cash Flow Statement".
2. Cash flow does not include cash and cash equivalent held by the Exchange for various Earmarked Liabilities. These cash and cash equivalent of earmarked liabilities are held in segregated accounts.
3. Cash flow statement for year ended on March 31, 2015 is prepared after adjusting balances transferred from United Stock Exchange Limited under the scheme of amalgamation as stated in note no. 33.
4. Aggregate number of shares allotted as fully paid-up equity bonus shares by capitalisation of free reserves and hence not included in Cash Flow Statement.

PARTICULARS	For the six months ended september 30, 2016	For the year ended				
		31st March 2016	31st March 2015	31st March 2014	31st March 2013	31st March 2012
Number of shares	-	-	1,20,000	1,20,000	1,20,000	1,20,000

5. Previous years' / period's audited figures have been regrouped wherever necessary.

In terms of our report attached

For Deloitte Haskins & Sells LLP
Chartered Accountants

G. K. Subramaniam
Partner

Place : Mumbai
Date: January 03, 2017

For and on behalf of the Board of Directors

Sudhakar Rao **Ashishkumar Chauhan**
Chairman Managing Director & CEO

Nayan Mehta **Prajakta Powle**
Chief Financial Officer Company Secretary

Annexure IV
Significant Accounting Policies and Notes to Accounts

Notes annexed to and forming part of the Restated Consolidated Balance Sheet and Restated Consolidated Statement of Profit and Loss

Company Overview

BSE Limited (Formerly known as Bombay Stock Exchange Limited) herein after referred to as the "The Exchange" or "The Company" or "BSE" was established in 1875 and is Asia's first Stock Exchange and one of India's leading exchange groups. Over the past 140 years, BSE has provided a capital-raising platform and provided a platform for trading in equity, debt instruments, derivatives and mutual funds. It also has a platform for trading in equities of small-and-medium enterprises (SME). Pursuant to the BSE (Corporatization and Demutualization) Scheme, 2005 (the Scheme) notified by Securities and Exchange Board of India ("SEBI") on May 20, 2005, the Exchange completed Demutualization and Corporatization in May 2007 bringing about the separation of ownership and management.

Note: - 1. Basis of Consolidation and Significant Accounting Policies

1.1 Basis of preparation:

The Restated Consolidated Financial Statements of BSE Ltd (Formerly known as Bombay Stock Exchange Limited) ("the Exchange/ the Company"), its subsidiaries, jointly controlled entities and associate (together the 'Group') have been prepared in accordance with the Generally Accepted Accounting Principles in India (Indian GAAP) to comply with the Accounting Standards specified under Section 133 of the Companies Act, 2013 and the relevant provisions of the Companies Act, 2013 ("the Act") / Companies Act, 1956, as applicable. The restated consolidated financial statements have been prepared on accrual basis under the historical cost convention. The accounting policies adopted in the preparation of the restated consolidated financial statements are consistent with those followed in the previous year.

1.2 Principles of Consolidation:

The restated consolidated financial statements relate to the Company, its subsidiary companies, jointly controlled entities and the Group's share of profit / loss in its associates. The restated consolidated financial statements have been prepared on the following basis:

- i. The financial statements of the subsidiary companies, jointly controlled entities and associate used in the consolidation are drawn up to the same reporting date as that of the Company.
- ii. The financial statements of the Company and its subsidiary companies have been combined on a line-by-line basis by adding together like items of assets, liabilities, income and expenses, after eliminating intra-group balances, intra-group transactions and resulting unrealised profits or losses, unless cost cannot be recovered.
- iii. The restated consolidated financial statements include the share of profit / loss of the associate company which has been accounted for using equity method as per Accounting Standard 23 Accounting for Investments in Associates in Consolidated Financial Statements. Accordingly, the share of profit/ loss of each of the associate companies (the loss being restricted to the cost of investment) has been added to / deducted from the cost of investments.
- iv. Share of profit / loss, assets and liabilities in the jointly controlled entities, which are not subsidiaries, have been consolidated on a line-by-line basis by adding together the book values of like items of assets, liabilities, incomes and expenses on a proportionate basis to the extent of the Group's equity interest in such entity as per Accounting Standard 27 Financial Reporting of Interests in Joint Ventures. The intra-group balances, intra-group transactions and unrealised profits or losses have been eliminated to the extent of the Group's share in the entity. Jointly controlled entities that are considered subsidiaries

under Accounting Standard 21 Consolidated Financial Statements are consolidated similar to the manner of consolidating subsidiaries (Refer (ii) above) and the share of interest of the other venturers in such entities is included as part of minority interest.

- v. The excess of cost to the Group of its investments in the subsidiary companies / jointly controlled entities over its share of equity of the subsidiary companies / jointly controlled entities, at the dates on which the investments in the subsidiary companies / jointly controlled entities were made, is recognised as 'Goodwill' being an asset in the restated consolidated financial statements and is tested for impairment on annual basis. On the other hand, where the share of equity in the subsidiary companies / jointly controlled entities as on the date of investment is in excess of cost of investments of the Group, it is recognised as 'Capital Reserve' and shown under the head 'Reserves & Surplus', in the restated consolidated financial statements. The 'Goodwill' / 'Capital Reserve' is determined separately for each subsidiary company / jointly controlled entity and such amounts are not set off between different entities.
- vi. Minority Interest in the net assets of the consolidated subsidiaries consist of the amount of equity attributable to the minority shareholders at the date on which investments in the subsidiary companies were made and further movements in their share in the equity, subsequent to the dates of investments. Net profit / loss for the year of the subsidiaries attributable to minority interest is identified and adjusted against the profit after tax of the Group in order to arrive at the income attributable to shareholders of the Company.
- vii. The difference between the cost of investment in the associate and the share of net assets at the time of acquisition of shares in the associate is identified in the restated consolidated financial statements as Goodwill or Capital reserve as the case may be.
- viii. Goodwill arising on consolidation is not amortised but tested for impairment.
- ix. The restated consolidated financial statements have been prepared using uniform accounting policies for like transactions and other events in similar circumstances with certain exceptions as mentioned below and are presented to the extent possible, in the same manner as the Company's separate financial statements.
- x. Particulars of subsidiaries, joint ventures and associate :

S. No.	Name of the Company	Country of incorporation	Percentage of voting power as at					
			September 30, 2016	March 31, 2016	March 31, 2015	March 31, 2014	March 31, 2013	March 31, 2012
1.	Subsidiary Companies							
	-Direct							
a.	Indian Clearing Corporation Limited (ICCL)	India	100	100	100	100	100	100
b.	Marketplace Technologies Private Limited (MTPL)	India	100	100	100	100	100	100
c.	BSE Institute Limited (BIL)	India	100	100	100	100	100	100

S. No.	Name of the Company	Country of incorporation	Percentage of voting power as at					
			September 30, 2016	March 31, 2016	March 31, 2015	March 31, 2014	March 31, 2013	March 31, 2012
d.	Central Depository Services (India) Limited (CDSL)	India	54.20	54.20	54.20	54.20	54.20	54.20
e.	BSE Investments Limited	India	100	100	100	100	NA	NA
f.	BSE CSR Sammaan Limited	India	100	100	NA	NA	NA	NA
g.	BSE CSR Integrated Foundation (Being a Section 8 company under the Companies Act, 2013, the same has not been considered for consolidation)	India	100	100	NA	NA	NA	NA
h.	BSE International Exchange (IFSC) Limited (w.e.f September 12, 2016)	India	100	NA	NA	NA	NA	NA
i.	BSE International Clearing Corporation (IFSC) Limited (w.e.f September 12, 2016)	India	100	NA	NA	NA	NA	NA
	-Indirect							
a.	Marketplace Tech Infra Services	India	100	100	100	100	100	100

S. No.	Name of the Company	Country of incorporation	Percentage of voting power as at					
			September 30, 2016	March 31, 2016	March 31, 2015	March 31, 2014	March 31, 2013	March 31, 2012
	Private Limited							
b.	CDSL Ventures Limited	India	54.20	54.20	54.20	54.20	54.20	54.20
c.	CDSL Insurance Repository Limited	India	54.20	54.20	54.20	54.20	54.20	54.20
d.	BFSI Sector Skill Council of India (Being a Section 8 company under the Companies Act, 2013, the same has not been considered for consolidation)	India	51.22	51.22	51.22	51.22	100	100
e.	BIL - Ryerson Technology Startup Incubator Foundation (Being a Section 8 company under the Companies Act, 2013, the same has not been considered for consolidation)	India	51	51	NA	NA	NA	NA
f.	BSE Skills Limited	India	100	100	100	100	NA	NA
2.	Joint Venture							
a.	BOI Shareholding Limited (BOISL) (upto January 8, 2016)	India	NA	NA	49	49	49	49
b.	Asia Index Private Limited (w.e.f.	India	50	50	50	50	NA	NA

S. No.	Name of the Company	Country of incorporation	Percentage of voting power as at					
			September 30, 2016	March 31, 2016	March 31, 2015	March 31, 2014	March 31, 2013	March 31, 2012
	November 22, 2013)							
3.	Associates							
	Institutional Investor Advisory Services India Limited (IIASIL) (upto January 5, 2016)	India	NA	NA	30	30	30	36.14

1.3 Use of Estimates:

The preparation of the financial statements in conformity with Indian GAAP requires the Management to make estimates and assumptions considered in the reported amounts of assets and liabilities (including contingent liabilities) and the reported income and expenses during the year. The Management believes that the estimates used in preparation of the financial statements are prudent and reasonable. Future results could differ due to these estimates and the differences between the actual results and the estimates are recognised in the periods in which the results are known / materialised. Any change in such estimates is recognised prospectively

1.4 Revenue Recognition:

Revenue in respect of services rendered is recognised when the service is rendered and there is a reasonable certainty of ultimate realisation. Dividend income on investments is recognised when the unconditional right to receive dividend is established. Discount or premium on debt securities / discounted Money Market Instruments is accrued over the period of remaining maturity.

1.5 Fixed Assets:

1.5.1 Tangible Assets:

Fixed Assets are stated at cost, less accumulated depreciation. Cost includes cost of acquisition and other incidental expenses incurred until the asset is ready to put to use for its intended purpose. Capital work-in-progress comprises outstanding advances paid to acquire fixed assets and the cost of fixed assets that are not yet ready for its intended use.

1.5.2 Intangible Assets:

- (i) Cost of development and production of internally developed or purchased software, used for the purpose of operations, is capitalised.
- (ii) Any expense on software for support, maintenance, upgrades etc., and payable periodically is charged to the Statement of Profit and Loss.

1.5.3 Intangible Assets under development:

Intangible Assets under development comprises outstanding advances paid to acquire intangible assets and the cost of intangible assets that are not yet ready for its intended use.

1.6 Depreciation / Amortisation:

1.6.1 Tangible Assets:

Depreciable amount for assets is the cost of an asset, or other amount substituted for cost, less its estimated residual value.

Depreciation on tangible fixed assets has been provided on the Written Down Value method as per the useful life prescribed in Schedule II to the Companies Act, 2013.

1.6.2 Intangible Assets:

Computer software is amortised over 6 years on the 'Written Down Value' basis for the number of days the assets have been put to use for their intended purposes. Goodwill on amalgamation is amortised over a period of two years on a 'Straight Line Basis'.

1.7 Impairment of Assets:

The carrying amounts of assets are reviewed at each Balance Sheet date if there is an indication of impairment based on the internal and external factors.

An asset is treated as impaired when its carrying cost exceeds the recoverable amount. An impairment loss, if any, is charged to the Statement of Profit and Loss in the period in which the asset is identified as impaired. Reversal of impairment loss recognised in prior years is recorded when there is an indication that impairment losses recognised for the assets no longer exist or have decreased.

1.8 Investments:

Long-term investments are carried individually at cost less provision for diminution, other than temporary, in the value of such investments. Current investments are carried individually at the lower of cost and fair value.

Premium paid/discount received at the time of acquisition of government / Debt securities is amortised over the residual period of its maturity.

1.9 Employee Benefits:

Employee benefits are accrued in accordance with Accounting Standard-15 (Revised) "Employee Benefits".

1.9.1 Provident Fund – Defined Contribution Plan

Eligible employees receive benefits from a provident fund, which is a defined contribution plan. Aggregate contribution along with interest thereon is paid on cessation of services. Both the employee and the Group make monthly contributions to the Bombay Stock Exchange Employees' Provident Fund, a trust set up and administered by the Exchange. The Group is liable for any shortfall in the fund assets based on the minimum rate of return specified by the Government, which is debited to the Statement of Profit and Loss as and when services are rendered by the employees.

1.9.2 Compensated Absences

The leave balance is classified as long-term and short-term, based on the best estimates after considering the past trends. The short-term leave encashment liability has been measured on actual components eligible for leave encashment and expected short-term leave to be availed is valued at total cost to the Exchange. Long-term leave has been valued on actuarial basis as at the year end.

1.9.3 Gratuity – Defined Benefit Plan

The Group provides for gratuity, a defined benefit plan, in respect of employees. The cost of providing benefits is determined using the Projected Unit Credit method, with actuarial valuations being carried out at each balance sheet date. Actuarial gains and losses are recognised in the Statement of Profit and Loss in the period in which they occur. Past service cost is recognised immediately to the extent that the benefits are already vested and otherwise is amortised on a straight-line basis over the average period until the benefits become vested. The retirement benefit obligation recognised in the Balance Sheet represents the present value of the defined benefit obligation as adjusted for unrecognized past service cost, as reduced by the fair value of scheme assets. Any asset resulting from this calculation is limited to past service cost, plus the present value of available refunds and reductions in future contributions to the schemes.

1.10 Leases:

Where the Company as a lessor leases assets under finance leases, such amounts are recognised as receivables at an amount equal to the net investment in the lease and the finance income is recognised based on a constant rate of return on the outstanding net investment.

Assets leased by the Company in its capacity as a lessee, where substantially all the risks and rewards of ownership vest in the Company are classified as finance leases. Such leases are capitalised at the inception of the lease at the lower of the fair value and the present value of the minimum lease payments and a liability is created for an equivalent amount. Each lease rental paid is allocated between the liability and the interest cost so as to obtain a constant periodic rate of interest on the outstanding liability for each year.

Lease arrangements where the risks and rewards incidental to ownership of an asset substantially vest with the lessor are recognised as operating leases. Lease rentals under operating leases are recognised in the Statement of Profit and Loss on a straight-line basis.

1.11 Provision for Current and Deferred Tax:

Provision for Current Tax is made on the basis of the estimated taxable income for the current accounting period in accordance with the provisions of the Income Tax Act, 1961. Deferred Tax, resulting from “timing differences” between the book and the taxable profits for the period is accounted for using the tax rates and laws that have been enacted or substantively enacted as on the Balance Sheet date. Deferred tax assets are recognised and carried forward only to the extent that there is reasonable certainty, except for carried forwards losses and unabsorbed depreciation which are recognised based on virtual certainty that the difference will reverse in future.

Minimum Alternate Tax (MAT) paid in accordance with the tax laws, which gives future economic benefits in the form of adjustment to future income tax liability, is considered as an asset if there is convincing evidence that the Company will pay normal income tax. Accordingly, MAT is recognised as an asset in the Balance Sheet when it is highly probable that future economic benefit associated with it will flow to the Company.

1.12 Provisions, Contingent Liabilities and Contingent Assets:

Provisions involving substantial degree of estimation in measurement are recognised when there is a present obligation as a result of past events and it is probable that there will be an outflow of resources. Contingent liabilities are not recognised but are disclosed in Notes to Accounts, while contingent assets are neither recognised nor disclosed in the financial statements.

1.13 Foreign Currency Transactions:

Transactions in foreign currencies entered into by the Company are accounted at the exchange rates prevailing on the date of the transaction or at rates that closely approximate the rate at the date of the transaction.

Foreign currency monetary items (other than derivative contracts) of the Company, outstanding at the balance sheet date are restated at the year-end rates. Non-monetary items of the Company are carried at historical cost.

Exchange differences arising on settlement / restatement of short-term foreign currency monetary assets and liabilities of the Company are recognised as income or expense in the Statement of Profit and Loss.

1.14 Earnings per Share:

The basic earnings per share is computed by dividing the net profit attributable to the equity shareholders by weighted average number of equity shares outstanding during the reporting year.

The number of equity shares used in computing diluted earnings per share comprises the weighted average number of shares considered for deriving basic earnings per share and also weighted average number of equity shares which would have been issued on conversion of all dilutive potential shares. In computing diluted earnings per share only potential equity shares that are dilutive are included.

1.15 Cash flow statement:

Cash flows are reported using the indirect method, whereby profit / (loss) before extraordinary items and tax is adjusted for the effects of transactions of non-cash nature and any deferrals or accruals of past or future cash receipts or payments. The cash flows from operating, investing and financing activities of the Company are segregated based on the available information.

1.16 Cash and cash equivalents (for purposes of Cash Flow Statement):

Cash comprises cash on hand and demand deposits with banks. Cash equivalents are short-term balances (with an original maturity of three months or less from the date of acquisition), highly liquid investments that are readily convertible into known amounts of cash and which are subject to insignificant risk of changes in value.

1.17 Operating Cycle:

Based on the nature of products / activities of the Company and the normal time between acquisition of assets and their realisation in cash or cash equivalents, the Company has determined its operating cycle as 12 months for the purpose of classification of its assets and liabilities as current and non-current.

1.18 Core Settlement Guarantee Fund (Core SGF):

As per SEBI vide circular no. CIR/MRD/DRMNP/25/2014 dated August 27, 2014 every recognised clearing corporation shall establish and maintain a Fund for each segment, to guarantee the settlement of trades executed in respective segment of a recognised stock exchange. Clearing Corporation (CC) shall have a fund called Core SGF for each segment of each Recognised Stock Exchange (SE) to guarantee the settlement of trades executed in respective segment of the SE. In the event of a clearing member (member) failing to honour settlement commitments, the Core SGF shall be used to fulfill the obligations of that member and complete the settlement without affecting the normal settlement process. Core SGF shall be contributed by Clearing Corporation (ICCL) and Stock exchange (BSE) as prescribed by SEBI. This fund is represented by earmarked Core SGF investments. The income earned on such investments (ICCL) is credited to the respective contributor's funds. Penalties and fines levied by the Company are directly transferred to Core SGF as Other Contributions.

Particulars	As at September 30, 2016	As at March 31, 2016	As at March 31, 2015	As at March 31, 2014	As at March 31, 2013	As at March 31, 2012
Authorised						
Equity Shares of ₹ 1/- each (refer note 'b' given below)	3,000.0	3,000.0	500.0	500.0	500.0	500.0
Issued						
Equity Shares of ₹ 1/- each (refer note 'b' given below)	109.2	109.2	105.7	105.7	105.7	105.7
Subscribed and Fully Paid up						
Equity Shares of ₹ 1/- each fully paid-up (refer note 'b' given below)	107.4	107.4	103.9	103.8	103.7	103.5
Equity Share Capital Suspense Account						
(Equity shares of ₹ 1/- each to be issued as fully paid-up pursuant to merger of United Stock Exchange of India Limited with the Company under the scheme of amalgamation without the payment being received in cash) (refer note 33(b))	-	-	3.4	-	-	-
Total	107.4	107.4	107.3	103.8	103.7	103.5

Notes:

a) The Exchange has only one class of shares referred to as equity shares having a par value of ₹ 1/- Each holder of equity shares is entitled to one vote per share.

b) Reconciliation of the number of shares outstanding at the beginning and at the end of the reporting period :-

Particulars	As at September 30, 2016	As at March 31, 2016	As at March 31, 2015	As at March 31, 2014	As at March 31, 2013	As at March 31, 2012
(i) Authorised Share Capital						
No of shares at the beginning of the year / period	3,00,00,00,000	50,00,00,000	50,00,00,000	50,00,00,000	50,00,00,000	50,00,00,000
Increase in Authorised share capital on Amalgamation of United Stock Exchange of India Limited with BSE Limited	-	2,50,00,00,000	-	-	-	-
No. of shares at the end of the year / period	3,00,00,00,000	3,00,00,00,000	50,00,00,000	50,00,00,000	50,00,00,000	50,00,00,000
(ii) Issued Share Capital						
No of shares at the beginning of the year / period	10,91,76,344	10,57,47,772	10,57,47,772	10,57,47,772	10,57,47,772	10,57,47,772
Additions during the year / period(*)	-	34,28,572	-	-	-	-
No. of shares at the end of the year / period	10,91,76,344	10,91,76,344	10,57,47,772	10,57,47,772	10,57,47,772	10,57,47,772
(iii) Subscribed and Paid-up Share Capital						
No of shares at the beginning of the year / period	10,73,56,344	10,39,27,772	10,37,97,772	10,36,67,772	10,35,37,772	10,34,07,772
Additions during the year / period (*)	-	34,28,572	1,30,000	1,30,000	1,30,000	1,30,000
No. of shares at the end of the year / period	10,73,56,344	10,73,56,344	10,39,27,772	10,37,97,772	10,36,67,772	10,35,37,772

c) Aggregate number and class of shares allotted as fully paid-up equity bonus shares :-

Particulars	As at September 30, 2016	As at March 31, 2016	As at March 31, 2015	As at March 31, 2014	As at March 31, 2013	As at March 31, 2012
2008-09	9,44,93,328	9,44,93,328	9,44,93,328	9,44,93,328	9,44,93,328	9,44,93,328
2009-10 (*)	8,40,000	8,40,000	8,40,000	8,40,000	8,40,000	8,40,000
2010-11 (*)	1,20,000	1,20,000	1,20,000	1,20,000	1,20,000	1,20,000
2011-12 (*)	1,20,000	1,20,000	1,20,000	1,20,000	1,20,000	1,20,000
2012-13 (*)	1,20,000	1,20,000	1,20,000	1,20,000	1,20,000	-
2013-14 (*)	1,20,000	1,20,000	1,20,000	1,20,000	-	-
2014-15 (*)	1,20,000	1,20,000	1,20,000	-	-	-
	9,59,33,328	9,59,33,328	9,59,33,328	9,58,13,328	9,56,93,328	9,55,73,328

(*) Represent allotment of shares held in abeyance including bonus entitlements on such shares and shares issued to shareholders of United Stock Exchange of India Limited.

d) Pursuant to the BSE (Corporatisation and Demutualisation) Scheme, 2005, (the Scheme) the Exchange had allotted 10,000 equity shares of ₹ 1/- each to each of those card based Members of the erstwhile Bombay Stock Exchange Limited whose names appeared on the Register of Members under Rule 64 of the erstwhile Bombay Stock Exchange Limited – Rules, Bye-laws and Regulations, on the Record Date fixed for the purpose.

e) The allotment of certain equity shares as listed below have been kept in abeyance for specific reasons. However, all corporate benefits as declared from time to time, including dividend and bonus are accrued on these shares.

Particulars	As at September 30, 2016	As at March 31, 2016	As at March 31, 2015	As at March 31, 2014	As at March 31, 2013	As at March 31, 2012
Shares kept in abeyance	18,20,000	18,20,000	18,20,000	19,50,000	20,80,000	22,10,000

f) As a part of the demutualisation process, the Exchange in order to fulfill its obligations under the Scheme and the Securities Contracts (Regulation) (Manner of Increasing and Maintaining Public Shareholding in Recognised Stock Exchanges) Regulations, 2006 (the SEBI Regulations) dated 13th November, 2006, and further amendments thereto on 23rd December, 2008, had issued shares to Deutsche Boerse AG (DBAG) and Singapore exchange Limited (SGX).

g) (i) The holders of equity shares are entitled to dividends, if any, proposed by the board of directors and approved by the shareholder at the Annual General Meeting.

(ii) In the event of liquidation of the Company, the holders of equity shares will be entitled to receive any of the remaining assets of the Company, after distribution of preferential amounts. However, no such preferential amounts exists currently. The distribution will be in proportion to the number of equity shares held by the shareholders.

h) The shareholders of the Company have, at the Extraordinary General Meeting (EGM) held on November 25, 2016 accorded their consent to the consolidation of the entire authorised and issued share capital of the Company by increasing the nominal value of the equity share from Re. 1/- (Rupee one only) each to Rs. 2/- (Rupees two only) each, so that every two equity shares with nominal value of Re. 1/- (Rupee one only) each held by a shareholder are consolidated and re-designated into one equity share with a nominal value of Rs. 2/- each. Accordingly, the revised authorised share capital of the Company now stands at 1,50,00,00,000 equity shares of Rs 2/- each, issued share capital 5,45,88,172 equity shares of Rs 2/- each and paid up share capital 5,36,78,172 equity shares of Rs 2/- each alongwith shares kept in abeyance 9,10,000 equity shares of Rs 2/- each.

Para 44 of Accounting Standard 20 on "Earnings per share", requires an adjustment in the calculation of basic and diluted earnings per share for all the periods presented if the number of equity or potential equity shares outstanding increases as a result of consolidation of shares. Pursuant to the shareholders' consent to the consolidation of the equity shares at the EGM mentioned above, the weighted average numbers of shares and consequently the basic and diluted earnings per share have been accordingly adjusted in the financial statements for all the periods presented in accordance with Accounting Standard 20 on "Earnings per share".

i) No Shareholder holds more than 5% equity shares of the Company.

NOTE - 3 Restated Consolidated Summary Statement of Reserves and Surplus

(₹ in Million)

Particulars	As at September 30, 2016	As at March 31, 2016	As at March 31, 2015	As at March 31, 2014	As at March 31, 2013	As at March 31, 2012
Capital Reserve	6,617.9	6,617.9	6,617.9	6,617.9	6,617.9	6,617.9
Capital Reserve on Amalgamation (refer note 33)	1,053.0	1,053.0	1,053.0	-	-	-
Securities Premium Account						
Opening Balance	3,928.5	3,938.9	3,939.0	3,939.1	3,939.2	3,939.3
Less : Share Issue Expenses	-	10.4	-	-	-	-
Less : Issue of Bonus Shares*	-	-	0.1	0.1	0.1	0.1
Closing Balance	3,928.5	3,928.5	3,938.9	3,939.0	3,939.1	3,939.2
General Reserve						
Opening Balance	7,047.0	7,047.0	7,046.3	6,937.5	6,876.8	3,659.1
Add: Share of Joint Venture	-	-	-	-	0.3	1.3
Add: Transferred from Trade Guarantee Fund (Cash and Derivatives)	-	-	-	-	-	2,287.9
Add: Transferred from Trade Guarantee Fund (G-Sec)	-	-	-	-	-	77.0
Add: Transferred from Trade Guarantee Fund (CDX)	-	-	-	-	-	120.5
Add: Transferred from Brokers' Contingency Fund	-	-	-	-	-	557.3
Add: Transferred from surplus in Statement of Profit and Loss	-	-	0.7	108.8	60.4	173.7
Closing Balance	7,047.0	7,047.0	7,047.0	7,046.3	6,937.5	6,876.8
Settlement Guarantee Fund						
Opening Balance	-	256.5	260.8	73.9	-	-
Add: Appropriations from Statement of Profit and Loss	-	-	253.6	186.9	73.9	-
Less: Contribution to Settlement Guarantee Fund (refer note 32)	-	54.5	-	-	-	-
Less: Investment Income Accrued to Core Settlement Guarantee Fund (refer note 32)	-	27.9	-	-	-	-
Less: Contribution to Core Settlement Guarantee Fund (refer note 32)	-	174.1	257.9	-	-	-
Closing Balance	-	-	256.5	260.8	73.9	-
Surplus in Statement of Profit and Loss						
Opening Balance	5,739.0	5,588.3	5,739.9	5,217.3	4,659.9	3,848.0
Add: Contribution to Core Settlement Guarantee Fund utilized from Settlement Guarantee Fund	-	174.1	257.9	-	-	-
Add: Contribution to Settlement Guarantee Fund	-	54.5	-	-	-	-
Add: Investment Income Accrued to Core Settlement Guarantee Fund (refer note 32)	-	27.9	-	-	-	-
Add: Profit for the year	1,049.3	1,225.3	1,297.4	1,351.9	1,188.4	1,724.4
Less: Depreciation on transition to Schedule II of the Companies Act, 2013 on tangible fixed assets with nil remaining useful life (Net of deferred tax) (refer footnote of note 12)	-	-	32.9	-	-	-
Amount available for appropriations	6,788.3	7,070.1	7,262.3	6,569.2	5,848.3	5,572.4
Appropriations						
Contribution to Settlement Guarantee Fund	-	-	253.6	186.9	73.9	-
Contribution to Core Settlement Guarantee Fund	-	345.6	732.7	35.0	-	-
Transferred to Exchange contribution towards Settlement Guarantee Fund	-	-	0.5	-	1.5	-
Investment Income Transferred to Core Settlement Guarantee Fund	-	-	29.5	3.7	-	-
Interim Dividend	-	382.1	-	-	-	-
Proposed Dividend	-	436.7	545.9	423.0	423.0	634.5
Corporate Dividend Tax	12.9	166.7	111.1	71.9	71.9	102.9
Transferred to General Reserve	-	-	0.7	108.8	60.7	175.1
Closing Balance	6,775.4	5,739.0	5,588.3	5,739.9	5,217.3	4,659.9

* Represents allotment of shares held in abeyance.

NOTE - 3 Restated Consolidated Summary Statement of Reserves and Surplus (Continued..)

(₹ in Million)

Particulars	As at September 30, 2016	As at March 31, 2016	As at March 31, 2015	As at March 31, 2014	As at March 31, 2013	As at March 31, 2012
Trade Guarantee Fund (Cash and Derivatives)						
Opening Balance	-	-	-	-	-	2,279.8
Add: Transferred from Defaulter	-	-	-	-	-	8.1
Less: Transferred to General Reserve	-	-	-	-	-	(2,287.9)
Closing Balance	-	-	-	-	-	-
Trade Guarantee Fund (G-Sec)						
Opening Balance	-	-	-	-	-	77.0
Less: Transferred to General Reserve	-	-	-	-	-	(77.0)
Closing Balance	-	-	-	-	-	-
Trade Guarantee Fund (CDX)						
Opening Balance	-	-	-	-	-	120.5
Less: Transferred to General Reserve	-	-	-	-	-	(120.5)
Closing Balance	-	-	-	-	-	-
Brokers' Contingency Fund						
Opening Balance	-	-	-	-	-	557.3
Less: Transferred to General Reserve	-	-	-	-	-	(557.3)
Closing Balance	-	-	-	-	-	-
Total	25,421.8	24,385.4	24,501.6	23,603.9	22,785.7	22,093.8

Notes:**Capital Reserve**

Pursuant to the Corporatisation and Demutualisation Scheme 2005, the balance in Contribution by Members, Forfeiture of Members Application Money, Technology Reserve, Stock Exchange building, Seth Chunnilal Motilal Library, Charity, Income and Expenditure Account as at 19th August, 2005 as appearing in BSE are transferred to Capital Reserve being reserves which shall not be used for purposes other than the operation of The Exchange.

Securities Premium Account

Share issue expenses were adjusted against the Securities Premium Account as is permissible under Section 52 of the Companies Act, 2013 to the extent any balance is available for utilisation in the Securities Premium Account.

Trade Guarantee Fund Cash and Derivative

In 1997, BSE had set up the Trade Guarantee Fund to guarantee the settlement of bonafide transactions of members of the Exchange, which form part of the Exchange settlement system so as to ensure timely completion of settlement of trades and thereby protect the interest of investors and the members of the Exchange. The constitution of the TGF and its rules and bye-laws were approved by the Securities and Exchange Board of India (SEBI). BSE had contributed a sum of ₹ 600 million from the accumulated contribution from its members in the year 1997-98. Every member contributes a fixed sum at the time of commencement of business and there after a percentage of the gross turnover as prescribed from time to time. The Fund is represented by earmarked investments and the income earned on these investments is credited to the Statement of Profit and Loss and then appropriated to the Fund (net of applicable taxes). Pursuant to the Scheme of Arrangement approved with effect from 1st April, 2011 by Hon'ble High Court, Bombay, the balance in Trade Guarantee Fund was transferred to General Reserve.

Trade Guarantee Fund G-Sec Segment

In 2003, BSE had set up a distinct Trade Guarantee Fund known as Trade Guarantee Fund- G-Sec for trading in Central Government Securities and the Fund was created with an initial contribution of ₹ 50 million by transferring the said amount from the free reserves of BSE. The Fund is represented by earmarked investments and the income earned on these investments is credited to the Statement of Profit and Loss and then appropriated to the Fund (net of applicable taxes). Pursuant to the Scheme of Arrangement approved with effect from 1st April, 2011 by Hon'ble High Court, Bombay, the balance in Trade Guarantee Fund was transferred to General Reserve.

Trade Guarantee Fund CDX

In 2008, BSE had set up a distinct Trade Guarantee Fund known as Trade Guarantee Fund-CDX for trading in Currency Derivatives and such fund was created with an initial contribution of ₹ 100 million by transferring the said amount from the Capital Reserves of the Exchange. The Fund is represented by earmarked investments and the income earned on these investments is credited to the Statement Profit and Loss and then appropriated to the Fund (net of applicable taxes). Pursuant to the Scheme of Arrangement approved with effect from 1st April, 2011 by Hon'ble High Court, Bombay, the balance in Trade Guarantee Fund was transferred to General Reserve.

Brokers' Contingency Fund (BCF)

In 1997, BSE had set up the Brokers' Contingency Fund with a view to make temporary refundable advance(s) to the members facing financial mismatch so as to protect the interests of the investors dealing through members of BSE by ensuring timely completion of settlement. The initial contribution of BSE to the corpus of the fund was ₹ 95.1 million. The Fund is represented by earmarked investments. As there has been no utilisation from the BCF in the recent past, the Exchange has decided that the income earned on these investments and initial contribution from members should not be appropriated to the Fund with effect from 1st April, 2008. Pursuant to the Scheme of Arrangement approved with effect from 1st April, 2011 by Hon'ble High Court, Bombay, the balance in Brokers' Contingency Fund was transferred to General Reserve.

NOTE - 4 Restated Consolidated Summary Statement of Deferred Tax Liabilities (net)

(₹ in Million)

Particulars	As at September 30, 2016	As at March 31, 2016	As at March 31, 2015	As at March 31, 2014	As at March 31, 2013	As at March 31, 2012
Deferred Tax Liabilities	4.6	3.1	100.6	124.0	81.3	78.5
Deferred Tax Assets	2.2	1.6	73.9	28.1	26.0	22.4
Deferred Tax Liabilities (Net)	2.4	1.5	26.7	95.9	55.3	56.1
Note: Major components of Deferred Tax Assets / Liabilities arising on account of timing difference comprises of the following:						
Tax effect of items constituting Deferred Tax Liability						
On difference between book balance and tax balance of fixed assets	4.6	3.1	100.6	124.0	81.3	78.5
Total Deferred Tax Liability (A)	4.6	3.1	100.6	124.0	81.3	78.5
Expenses Allowed on Payment Basis	2.2	1.6	22.8	14.6	18.7	17.7
Provision for Trade Receivable	-	-	12.4	11.8	5.2	-
Voluntary Retirement Scheme	-	-	35.4	-	-	-
Others	-	-	3.3	1.7	2.1	4.7
Total Deferred Tax Assets (B)	2.2	1.6	73.9	28.1	26.0	22.4
Net Deferred Tax Liability (A - B)	2.4	1.5	26.7	95.9	55.3	56.1

NOTE - 5 Restated Consolidated Summary Statement of Long-term Borrowings

(₹ in Million)

Particulars	As at September 30, 2016	As at March 31, 2016	As at March 31, 2015	As at March 31, 2014	As at March 31, 2013	As at March 31, 2012
Unsecured Loan	-	18.8	35.6	13.1	-	-
Total	-	18.8	35.6	13.1	-	-

Note :-

The Asia Index Private Limited (Joint Venture of BSE Limited) has entered into Inter-company credit facility agreement with Capital IQ Information System(India) Private Limited to borrow loan of ₹ 150 Million (share of Group ₹ 75 Million) from time to time upto April 9, 2017. Interest is charged at SBI base rate (prevalent at end of previous quarter) + 2% and is to be paid on quarterly basis. The principal amount shall be payable within 5 days after the agreement terminates, Termination means earlier of expiry date which is April 9, 2017 or 10th day after either party hereto provides the other party Notice to terminate the agreement. Hence the Loan is repayable on demand with in 5 days after the termination of agreement.

NOTE - 6 Restated Consolidated Summary Statement of Other Long Term Liabilities

(₹ in Million)

Particulars	As at September 30, 2016	As at March 31, 2016	As at March 31, 2015	As at March 31, 2014	As at March 31, 2013	As at March 31, 2012
Trade Payables						
(i) Total outstanding dues of Micro, Small and Medium Enterprises	-	-	-	-	-	-
(ii) Total outstanding dues of capital creditors other than Micro, Small and Medium Enterprises						
- Accrued Employee benefit expenses	38.3	41.6	33.4	20.2	9.6	-
- Payable to Service Provider	-	-	0.5	14.7	27.4	-
Other Liabilities (Consideration payable towards purchase of Investments)	-	-	-	-	50.0	70.0
Income Received in Advance	11.1	9.5	11.3	6.7	3.2	2.9
Non Current maturities of finance lease obligations	0.1	6.9	12.9	18.1	-	-
Other Deposits Received from Members	477.1	452.2	391.8	216.2	226.7	220.0
Security Deposits (for premises)	10.4	10.4	-	10.4	-	-
Total	537.0	520.6	449.9	286.3	316.9	292.9
Disclosures required under section 22 of the Micro, Small and Medium Enterprises Development Act, 2006						
(a) Principal amount and interest thereon remaining unpaid at the end of year Interest paid including payment made beyond appointed day	-	-	-	-	-	-
(b) Interest due and payable for delay during the year / period	-	-	-	-	-	-
(c) Amount of interest accrued and unpaid as at year end / period end	-	-	-	-	-	-
(d) The amount of further interest due and payable even in the succeeding year / period	-	-	-	-	-	-

NOTE - 7 Restated Consolidated Summary Statement of Long Term Provisions

(₹ in Million)

Particulars	As at September 30, 2016	As at March 31, 2016	As at March 31, 2015	As at March 31, 2014	As at March 31, 2013	As at March 31, 2012
Gratuity Liability (net)	11.2	8.0	6.5	4.2	3.7	7.5
Add: Share in Joint Venture	-	-	1.2	-	-	1.4
Total	11.2	8.0	7.7	4.2	3.7	8.9

NOTE - 8 Restated Consolidated Summary Statement of Short Term Borrowings

(₹ in Million)

Particulars	As at September 30, 2016	As at March 31, 2016	As at March 31, 2015	As at March 31, 2014	As at March 31, 2013	As at March 31, 2012
Bank Overdraft (Secured against term deposit)	-	-	-	-	8.7	3,037.4
Bank Overdraft (Secured against term deposit) (Share in Joint Venture)	-	-	-	-	-	23.1
Total	-	-	-	-	8.7	3,060.5

NOTE - 9 Restated Consolidated Summary Statement of Trade Payables

(₹ in Million)

Particulars	As at September 30, 2016	As at March 31, 2016	As at March 31, 2015	As at March 31, 2014	As at March 31, 2013	As at March 31, 2012
(i) Total outstanding dues of Micro, Small and Medium Enterprises	-	-	-	-	-	-
(ii) Total outstanding dues of capital creditors other than Micro, Small and Medium Enterprises	-	-	-	-	-	-
Payable to Service Providers	530.4	458.4	387.7	295.6	250.1	322.4
Accrued Employee benefits expense	241.8	234.0	190.8	168.7	118.6	105.5
Add: Share in Joint Venture	1.9	4.2	2.0	5.2	2.1	2.9
Total	774.1	696.6	580.5	469.5	370.8	430.8

Disclosures required under section 22 of the Micro, Small and Medium Enterprises Development Act, 2006

(a) Principal amount and interest thereon remaining unpaid at the end of year Interest paid including payment made beyond appointed day during the year / period	-	-	-	-	-	-
(b) Interest due and payable for delay during the year / period	-	-	-	-	-	-
(c) Amount of interest accrued and unpaid as at year end / period end	-	-	-	-	-	-
(d) The amount of further interest due and payable even in the succeeding year /period	-	-	-	-	-	-

NOTE - 10 Restated Consolidated Summary Statement of Other Current Liabilities

(₹ in Million)

Particulars	As at September 30, 2016	As at March 31, 2016	As at March 31, 2015	As at March 31, 2014	As at March 31, 2013	As at March 31, 2012
Owned :						
Capital Creditors						
(i) Total outstanding dues of Micro, Small and Medium Enterprises	-	-	-	-	-	-
(ii) Total outstanding dues of capital creditors other than Micro, Small and Medium Enterprises	40.1	62.1	107.0	108.0	112.6	34.4
Deposits and Margins Received from Members	789.7	780.0	813.4	715.2	575.5	579.6
Deposits Others	78.1	79.1	289.3	74.3	71.0	62.9
Income Received in Advance	984.5	190.7	196.0	193.8	208.1	86.4
Advances received from Customers	106.3	92.0	87.7	71.0	56.5	53.8
Statutory Remittances	911.4	234.5	996.4	152.0	125.1	224.9
Contribution Payable to Depository Investor Protection Fund	106.0	77.3	385.2	261.8	132.7	-
Other Liabilities (Refer Note below)	409.5	292.2	182.2	190.3	179.7	223.9
Contribution Payable to Settlement Guarantee Fund	655.4	514.3	-	-	-	-
Current maturities of finance lease obligations	7.0	6.5	5.4	4.9	-	-
Accrued Interest on finance lease obligations (Not due)	0.1	1.0	1.4	1.7	-	-
Investor Education and Protection Fund - Unpaid Dividend (Not Due)	5.6	3.2	2.9	2.8	1.9	1.3
Add: Share in Joint Venture (refer note "e" below)	16.0	7.7	18.1	12.0	17.2	5.4
Total (A)	4,109.7	2,340.6	3,085.0	1,787.8	1,480.3	1,272.6
Earmarked :						
From Companies - 1% of their Public Issue (*)	1,596.3	1,432.9	1,332.5	1,154.0	1,020.0	1,360.5
Defaulters' Liabilities (*)	285.0	670.2	683.9	605.9	560.4	497.9
Less: Receivable from Defaulters	-	-	-	(0.9)	(0.9)	(0.7)
Net Defaulters' Liabilities (*)	285.0	670.2	683.9	605.0	559.5	497.2
Withheld Liabilities (*)	581.1	567.6	386.0	366.1	333.6	198.2
Investors' Protection - Derivatives (*)	-	-	-	87.7	80.1	46.6
Clearing and Settlement						
(i) Deposit from Clearing Banks	1,380.1	1,380.1	1,380.1	1,380.1	1,555.0	1,355.0
(ii) Settlement Obligation Payable	0.1	2,969.8	3,036.2	3,645.8	1,497.7	991.2
(iii) Deposit and Margins Received from Members	4,765.6	1,815.7	2,115.6	3,690.0	3,965.5	2,145.5
(iv) Others	43.2	80.9	14.4	21.3	-	-
Others						
(i) Deposit from Clearing banks	-	-	-	250.0	250.0	250.0
(ii) Deposit from Members	-	-	-	188.5	116.5	121.1
(iii) Others	175.7	133.4	110.3	132.6	168.0	164.2
Total (B)	8,827.1	9,050.6	9,059.0	11,521.1	9,545.9	7,129.5
Total (A + B)	12,936.8	11,391.2	12,144.0	13,308.9	11,026.2	8,402.1

NOTE - 10 Restated Consolidated Summary Statement of Other Current Liabilities (Continued..)

Disclosures required under section 22 of the Micro, Small and Medium Enterprises Development Act, 2006						
(a) Principal amount and interest thereon remaining unpaid at the end of year Interest paid including payment made beyond appointed day during the year / period	-	-	-	-	-	-
(b) Interest due and payable for delay during the year / period	-	-	-	-	-	-
(c) Amount of interest accrued and unpaid as at year end / period end	-	-	-	-	-	-
(d) The amount of further interest due and payable even in the succeeding year /period	-	-	-	-	-	-

(* Investments and Deposits in note "13", "17" and "19" have been earmarked against these liabilities.

Notes: Other Liabilities includes

Particulars	(₹ in Million)					
	As at September 30, 2016	As at March 31, 2016	As at March 31, 2015	As at March 31, 2014	As at March 31, 2013	As at March 31, 2012
a) Investors' Services Fund (ISF):						
Annual Listing Fees received during the year	963.5	999.5	618.0	320.1	302.6	279.5
20% of the above (Amount to be contributed)	192.7	199.9	123.6	64.0	60.5	55.9
Expenses incurred on behalf of ISF	84.4	112.7	56.1	46.7	46.4	37.6
Expenses recoverable (Subject to maximum of the contribution)	84.4	112.7	56.1	46.7	46.4	37.6
Closing Balance in fund	314.0	205.7	118.5	49.7	32.4	18.3
As per SEBI directive, from 1996-97, BSE decided to set aside 20% of the Annual listing fees received to an Investors' Services Account. The Exchange has charged all direct expenses incurred towards Investors Services to this Account.						
b) Other Liabilities includes dividend for earlier years in respect of shares held in abeyance as referred to in Note 2(c) :	77.0	69.8	54.3	53.2	47.3	35.0
c) Investor Education and Awareness Programme :						
Amount Utilized	0.4	1.6	1.0	4.1	-	0.3
Closing Balance	0.3	0.1	0.3	0.1	3.1	2.3
d) Beneficial Owner's Protection Fund :						
As advised by SEBI, the Company had set up a Trust called "CDSL Beneficial Owner's Protection Fund"(BOPF). As per the rules of the said Fund, corpus is constituted mainly out of a) 25% of profits of depository and b) penalties collected from Depository Participants (DPs). Details of the Fund account disclosed in "Other Current Liabilities" are given below:						
Opening Balance	1.6	1.2	0.8	0.3	8.8	7.9
Add : Penalties levied (net)	0.2	0.4	0.4	0.5	0.3	0.3
Add : Other Contributions*	-	-	-	-	-	8.4
Less : Funded	-	-	-	-	(8.8)	(7.8)
Closing Balance	1.8	1.6	1.2	0.8	0.3	8.8
e) The Asia Index Private Limited (Joint Venture of BSE Limited) has entered into Inter-company credit facility agreement with Capital IQ Information System(India) Private Limited to borrow loan of ₹ 150 Million (share of Group ₹ 75 Million) from time to time upto April 9, 2017. Interest is charged at SBI base rate (prevalent at end of previous quarter) + 2% and is to be paid on quarterly basis. The principal amount shall be payable within 5 days after the agreement terminates, Termination means earlier of expiry date which is April 9, 2017 or 10th day after either party hereto provides the other party Notice to terminate the agreement. Hence the Loan is repayable on demand with in 5 days after the termination of agreement.						

NOTE - 11 Restated Consolidated Summary Statement of Short Term Provisions

(₹ in Million)

Particulars	(₹ in Million)					
	As at September 30, 2016	As at March 31, 2016	As at March 31, 2015	As at March 31, 2014	As at March 31, 2013	As at March 31, 2012
Provision for Employee Benefits						
Provision for Compensated Absences	93.3	91.2	78.9	48.2	48.3	37.1
Provision for Gratuity	-	0.2	0.2	0.6	2.0	1.8
Other Provisions						
Provision for Incentive Scheme for DPs	31.8	28.1	-	-	-	-
Provision for Tax (net of advance tax)	230.7	118.8	90.5	33.5	38.4	40.2
Others (refer note below)	-	-	-	-	12.8	12.8
Provision for Proposed Dividend on Equity Shares	-	436.7	545.9	423.0	423.0	634.5
Corporate Dividend Tax on Proposed Dividend	-	88.9	111.1	71.9	71.9	102.9
Wealth Tax	0.6	0.6	0.2	0.2	0.2	0.2
Add: Share in Joint Venture	5.9	2.0	4.3	4.3	4.2	3.7
Total	362.3	766.5	831.1	581.7	600.8	833.2

Note: The Exchange has made cumulative provision towards the additional Property Tax demands by Brihanmumbai Municipal Corporation which has been disclosed as Others.

Description of Asset	TANGIBLE ASSETS										INTANGIBLE ASSETS			Total Intangible Assets	Total Gross Block
	Gross Block	Freehold Land	Buildings	Plant and Machinery	Electrical Installations	Computers - (a) Hardware and Networking Equipment	Computers - (b) Hardware and Networking Equipment on Lease	Furniture, fixtures and Office Equipments	Motor Vehicles	Share in Joint Venture	Total Tangible Assets	Software	Goodwill on Amalgamation		
As at 31st March 2011	101.0	414.0	242.6	130.1	3,227.5	-	390.8	17.6	8.0	4,531.6	508.4	-	2.7	511.1	5,042.7
Additions During the year ended March 31, 2012	-	43.6	18.3	18.1	26.3	-	34.2	-	1.3	141.8	43.6	-	1.0	44.6	186.4
Deductions / Adjustments	-	-	8.0	0.1	30.7	-	5.9	8.1	0.6	53.4	1.0	-	-	1.0	54.4
As at 31st March 2012	101.0	457.6	252.9	148.1	3,223.1	-	419.1	9.5	8.7	4,620.0	551.0	-	3.7	554.7	5,174.7
Additions During the year ended March 31, 2013	-	9.5	15.5	62.9	93.4	-	47.9	6.7	0.1	236.0	160.7	-	0.8	161.5	397.5
Deductions / Adjustments	-	5.2	0.2	-	32.3	-	19.5	2.6	-	59.8	0.8	-	-	0.8	60.6
As at 31st March 2013	101.0	461.9	268.2	211.0	3,284.2	-	447.5	13.6	8.8	4,796.2	710.9	-	4.5	715.4	5,511.6
Additions During the year ended March 31, 2014	-	13.6	0.6	4.7	148.5	30.4	11.3	4.2	3.5	216.8	105.2	-	-	105.2	322.0
Deductions / Adjustments	-	0.6	-	1.6	517.4	-	59.0	4.2	1.7	584.5	1.7	-	-	0.8	586.2
As at 31st March 2014	101.0	474.9	268.8	214.1	2,915.3	30.4	399.8	13.6	10.6	4,428.5	814.4	-	4.5	818.9	5,247.4
Additions During the year ended March 31, 2015	-	179.7	42.3	167.9	473.9	-	41.7	4.4	25.9	935.8	151.5	156.5	-	308.0	1,243.8
Deductions / Adjustments	-	2.2	1.1	0.2	35.4	-	2.2	1.4	2.7	45.2	-	-	-	-	45.2
Addition on account of Amalgamation (refer note 33(b))	-	-	-	-	0.8	-	-	-	-	0.8	0.5	-	-	0.5	1.3
As at 31st March 2015	101.0	652.4	310.0	381.8	3,354.6	30.4	439.3	16.6	33.8	5,319.9	966.4	156.5	4.5	1,127.4	6,447.3
Additions During the year ended March 31, 2016	-	65.7	69.8	79.4	165.4	-	103.3	-	2.7	486.3	97.5	-	0.1	97.6	583.9
Deductions / Adjustments	-	-	42.5	44.2	1,959.2	20.0	66.7	0.6	5.9	2,139.1	185.5	-	4.6	190.1	2,329.2
As at 31st March 2016	101.0	718.1	337.3	417.0	1,560.8	10.4	475.9	16.0	30.6	3,667.1	878.4	156.5	-	1,034.9	4,702.0
Additions During the six months ended september 30, 2016	-	19.8	0.2	0.6	122.4	-	11.2	1.8	0.1	156.1	46.9	-	-	46.9	203.0
Deductions / Adjustments	-	-	0.2	0.6	0.9	-	0.6	-	-	2.3	2.2	-	-	2.2	4.5
As at 30th september 2016	101.0	737.9	337.3	417.0	1,682.3	10.4	486.5	17.8	30.7	3,820.9	923.1	156.5	-	1,079.6	4,900.5

Description of Asset	TANGIBLE ASSETS										INTANGIBLE ASSETS			Total Intangible Assets	Total Accumulated Depreciation and Amortization
	Accumulated Depreciation and Amortization	Freehold Land	Buildings	Plant and Machinery	Electrical Installations	Computers - (a) Hardware and Networking Equipment	Computers - (b) Hardware and Networking Equipment on Lease	Furniture, fixtures and Office Equipments	Motor Vehicles	Share in Joint Venture	Total Tangible Assets	Software	Goodwill on Amalgamation		
As at 31st March 2011	-	255.0	150.8	87.7	2,713.8	-	288.0	8.0	6.9	3,510.2	387.3	-	2.6	389.9	3,900.1
Depreciation and Amortization for the year ended March 31, 2012	-	11.5	14.1	10.4	214.1	-	27.1	1.5	0.7	279.4	61.2	-	0.1	61.3	340.7
Deductions / Adjustments	-	-	7.9	0.1	30.6	-	5.7	6.5	0.6	51.4	-	-	-	-	51.4
As at 31st March 2012	-	266.5	157.0	98.0	2,897.3	-	309.4	3.0	7.0	3,738.2	448.5	-	2.7	451.2	4,189.4
Depreciation and Amortization for the year ended March 31, 2013	-	11.4	14.0	11.1	157.7	-	27.9	2.0	0.3	224.4	58.2	-	0.5	58.7	283.1
Deductions / Adjustments	-	1.7	0.1	-	30.9	-	11.9	2.0	-	46.6	1.0	-	-	1.0	47.6
As at 31st March 2013	-	276.2	170.9	109.1	3,024.1	-	325.4	3.0	7.3	3,916.0	505.7	-	3.2	508.9	4,424.9
Depreciation and Amortization for the year ended March 31, 2014	-	11.2	13.8	20.9	131.9	6.8	26.2	2.0	0.9	213.7	109.1	-	0.7	109.8	323.5
Deductions / Adjustments	-	-	-	1.2	493.7	-	52.4	3.5	1.5	552.3	1.7	-	-	1.7	554.0
As at 31st March 2014	-	287.4	184.7	128.8	2,662.3	6.8	299.2	1.5	6.7	3,577.4	613.1	-	3.9	617.0	4,194.4

Description of Asset	TANGIBLE ASSETS										INTANGIBLE ASSETS			Total Intangible Assets	Total Accumulated Depreciation and Amortization
	Freehold Land	Buildings	Plant and Machinery	Electrical Installations	Computers - (a) Hardware and Networking Equipment	Computers - (b) Hardware and Networking Equipment on Lease	Furniture, fixtures and Office Equipments	Motor Vehicles	Share in Joint Venture	Total Tangible Assets	Software	Goodwill on Amalgamation	Share in Joint Venture		
As at 31st March 2014	-	287.4	184.7	128.8	2,662.3	6.8	299.2	1.5	6.7	3,577.4	613.1	-	3.9	617.0	4,194.4
Depreciation and Amortization for the year ended March 31, 2015	-	16.2	23.3	37.6	234.7	10.0	41.6	3.4	2.8	369.6	139.6	78.0	0.5	218.1	587.7
Deductions / Adjustments	-	0.4	0.5	0.1	34.8	-	1.3	0.8	1.9	39.8	-	-	-	-	39.8
Transition Adjustment to Companies Act 2013	-	-	3.9	2.2	28.3	-	15.3	-	-	49.7	-	-	-	-	49.7
As at 31st March 2015	-	303.2	211.4	168.5	2,890.5	16.8	354.8	4.1	7.6	3,956.9	752.7	78.0	4.4	835.1	4,792.0
Depreciation and Amortization for the year ended March 31, 2016	-	22.4	24.5	65.2	232.6	5.8	52.9	2.6	6.7	412.7	125.6	78.5	-	204.1	616.8
Deductions / Adjustments	-	-	42.0	44.0	1,959.2	19.8	66.2	0.5	5.3	2,137.0	184.9	-	4.4	189.3	2,326.3
As at 31st March 2016	-	325.6	193.9	189.7	1,163.9	2.8	341.5	6.2	-	2,232.6	693.4	156.5	-	849.9	3,082.5
Depreciation and Amortization for the six months ended september 30, 2016	-	13.5	14.3	30.8	103.8	1.7	24.4	0.9	3.4	192.8	53.3	-	-	53.3	246.1
Deductions / Adjustments	-	-	-	-	0.9	-	0.4	-	-	1.3	2.2	-	-	2.2	3.5
As at 30th September 2016	-	339.1	208.2	220.5	1,266.8	4.5	365.5	7.1	-	2,424.1	744.5	156.5	-	901.0	3,325.1

Description of Asset	TANGIBLE ASSETS										INTANGIBLE ASSETS			Total Intangible Assets	Total Net Block
	Freehold Land	Buildings	Plant and Machinery	Electrical Installations	Computers - (a) Hardware and Networking Equipment	Computers - (b) Hardware and Networking Equipment on Lease	Furniture, fixtures and Office Equipments	Motor Vehicles	Share in Joint Venture	Total Tangible Assets	Software	Goodwill on Amalgamation	Share in Joint Venture		
As at 31st March 2012	101.0	191.1	95.9	50.1	325.8	-	109.7	6.5	1.7	881.8	102.5	-	1.0	103.5	985.3
As at 31st March 2013	101.0	185.7	97.3	101.9	260.1	-	122.1	10.6	1.5	880.2	205.2	-	1.3	206.5	1,086.7
As at 31st March 2014	101.0	187.5	84.1	85.3	253.0	23.6	100.6	12.1	3.9	851.1	201.3	-	0.6	201.9	1,053.0
As at 31st March 2015	101.0	349.2	98.6	213.3	464.1	13.6	84.5	12.5	26.2	1,363.0	213.7	78.5	0.1	292.3	1,655.3
As at 31st March 2016	101.0	392.5	143.4	227.3	396.9	7.6	134.4	9.8	30.6	1,434.5	185.0	-	-	185.0	1,619.5
As at 30th September 2016	101.0	398.8	129.1	196.5	415.5	5.9	121.0	10.7	30.7	1,396.8	178.6	-	-	178.6	1,575.4

Note :

During the year ended March 31, 2015, the Company had reassessed the depreciation rate on tangible fixed assets as per the useful life specified in the Companies Act, 2013. Based on the estimates at that time, depreciation of ₹ 49.7 million on account of assets whose useful life was already exhausted as on April 01, 2014 and deferred tax of ₹ 16.8 million thereon was adjusted against the opening surplus in the Statement of Profit and Loss (refer note 3) as at April 1, 2014.

NOTE - 13 Restated Consolidated Summary Statement of Non Current Investments

(₹ in Million)

Particulars	As at September 30, 2016	As at March 31, 2016	As at March 31, 2015	As at March 31, 2014	As at March 31, 2013	As at March 31, 2012
Investments in Equity Instruments						
(i) Trade Investment						
Own Funds						
30,875 Shares of Calcutta Stock Exchange Ltd. of ₹ 1/- each	61.8	61.8	61.8	61.8	61.8	61.8
225,000,000 Shares of United Stock Exchange of India Ltd. of ₹1/- each	-	-	-	225.0	225.0	225.0
2,187,015 Shares of National Power Exchange Ltd. of ₹10/- each	-	21.9	21.9	21.9	21.9	21.9
5,000 Shares of Belapur Railway Station Commercial Company Ltd. of ₹ 10 each	0.1	0.1	0.1	0.1	0.1	0.1
3,000,000 Shares of National E-Governance Services Limited (NESL) of ₹ 10/- each	30.0	-	-	-	-	-
Subsidiaries						
10,500,000 Shares of BFSI Sector Skill Council of India of ₹ 1/- each	10.5	10.5	10.5	10.5	0.5	-
50,000 Shares of BSE CSR Integrated Foundation of ₹ 10/- each	0.5	-	-	-	-	-
51,000 Shares of BIL - Ryerson Technology Startup Incubator Foundation of ₹ 1/- each	0.1	0.1	-	-	-	-
Associate						
3,000,750 Shares of Institutional Investor Advisory Services India Ltd. of ₹ 10/- each						
Cost of Investment	-	-	40.0	40.0	40.0	40.0
Add: Share of Post Acquisition profit / (Loss)	-	-	(14.4)	(11.6)	(7.4)	(4.1)
Carrying Value	-	-	25.6	28.4	32.6	35.9
Less: Provision for Diminution in value of Non current Investments	(72.3)	(93.7)	(73.1)	(10.6)	(10.4)	-
	30.7	0.7	46.8	337.1	331.5	344.7
(ii) Non-Trade Investment						
Investments in Debentures and Bonds (Own Funds)						
Bonds and Non Convertible Debentures (Quoted)	12,985.3	13,657.3	11,836.5	10,082.8	4,704.3	7,673.4
Investments in Debentures and Bonds (Earmarked Funds)						
- Bonds and Non Convertible Debentures (Quoted) - Earmarked	454.6	455.0	289.4	151.7	152.4	153.1
- Bonds and Non-Convertible Debentures (Quoted) - Core Settlement Guarantee Fund	-	138.5	455.9	595.7	-	-
Investments in Mutual Funds (Own Funds)						
Units of Dividend Oriented Debt Schemes of Mutual Funds	-	-	15.0	15.0	15.0	15.0
Units of Growth Oriented Debt Schemes of Mutual Funds (Quoted)	165.0	999.3	1,458.7	70.0	70.0	-
Investments in Mutual Funds (Earmarked Funds)						
Units of Growth Oriented Debt Schemes of Mutual Funds (Quoted)	3.6	-	-	-	-	-
Less : Provision for Diminution in value of Long term Investment	-	-	-	-	-	-
Total	13,639.2	15,250.8	14,102.3	11,252.3	5,273.2	8,186.2
Aggregate Cost of Quoted Investments	13,608.5	15,250.1	14,055.5	10,915.2	4,941.7	7,841.5
Market Value of Quoted Investments	14,411.9	15,946.2	14,571.5	10,813.4	4,953.8	7,653.4
Book Value of Unquoted Investments	30.7	0.7	46.8	337.1	331.5	344.7
Note : BFSI Sector Skill Council of India, BSE CSR Integrated Foundation and BIL - Ryerson Technology Startup Incubator Foundation being a section 8 Company under the companies Act, 2013 and the same has not been considered for consolidation.						

NOTE - 13 Restated Consolidated Summary Statement of Non Current Investments (Continued..)

(` in Million)

Sr. No.	Company Name	Balance as on September 30, 2016		Balance as on March 31, 2016		Balance as on March 31, 2015		Balance as on March 31, 2014		Balance as on March 31, 2013		Balance as on March 31, 2012	
		Nos of Shares	Amount	Nos of Shares	Amount	Nos of Shares	Amount	Nos of Shares	Amount	Nos of Shares	Amount	Nos of Shares	Amount
Own Funds													
Trade Investment													
Investments in Equity Instruments (Own Funds)													
1	Equity Shares of Calcutta Stock Exchange Ltd. of ₹ 1/- each	30,875	61.8	30,875	61.8	30,875	61.8	30,875	61.8	30,875	61.8	30,875	61.8
2	Equity Shares of United Stock Exchange of India Ltd. of ₹1/- each	-	-	-	-	-	-	22,50,00,000	225.0	22,50,00,000	225.0	22,50,00,000	225.0
3	Equity Shares of BFSI Sector Skill Council of India of ₹ 1/- each	1,05,00,000	10.5	1,05,00,000	10.5	1,05,00,000	10.5	1,05,00,000	10.5	5,00,000	0.5	-	-
4	Equity Shares of National Power Exchange Ltd. of ₹ 10/- each	-	-	21,87,015	21.9	21,87,015	21.9	21,87,015	21.9	21,87,015	21.9	21,87,015	21.9
5	Equity Shares of Belapur Railway Station Commercial Company Ltd. of ₹ 10 each	5,000	0.1	5,000	0.1	5,000	0.1	5,000	0.1	5,000	0.1	5,000	0.1
6	Equity Shares of National E-Governance Services Limited (NESL) of ₹ 10/- each	30,00,000	30.0	-	-	-	-	-	-	-	-	-	-
7	Equity Shares of BSE CSR Integrated Foundation of ₹ 10/- each	50,000	0.5	-	-	-	-	-	-	-	-	-	-
8	Equity Shares of BIL - Ryerson Technology Startup Incubator Foundation of ₹ 1/- each	51,000	0.1	51,000	0.1	-	-	-	-	-	-	-	-
Associate													
9	Equity Shares of Institutional Investor Advisory Services India Ltd. of ₹ 10/- each	-	-	-	-	30,00,750	25.6	30,00,750	28.4	30,00,750	32.6	30,00,750	35.9
TOTAL			103.0		94.4		119.9		347.7		341.9		344.7
Sr. No.	Scheme Name	Balance as on September 30, 2016		Balance as on March 31, 2016		Balance as on March 31, 2015		Balance as on March 31, 2014		Balance as on March 31, 2013		Balance as on March 31, 2012	
		Units	Amount	Units	Amount	Units	Amount	Units	Amount	Units	Amount	Units	Amount
(a) Own Funds													
Bonds & Non Convertible Debentures (Quoted)													
1	9.49%-HDB Financial Services Limited-Jun2019	50	49.9	50	49.9	50	49.9	-	-	-	-	-	-
2	9.18%-HDFC Limited-Feb 2018	250	247.8	250	246.9	250	245.3	250	243.6	-	-	-	-
3	9.70%-HDFC Limited-Mar 2017	-	-	-	-	200	200.5	-	-	-	-	-	-
4	9.75%-HDFC Limited-Dec 2016	-	-	-	-	297	296.2	297	295.7	-	-	-	-
5	8.10%-Housing And Urban Development Corporation Limited-Mar 2022-Tax Free	17,69,400	1,826.8	17,69,400	1,832.1	10,69,400	1,114.1	-	-	-	-	-	-
6	8.51%-Housing And Urban Development Corporation Limited-Jan 2024-Tax Free	3,00,000	302.9	3,00,000	303.1	2,50,000	250.0	2,50,000	250.0	-	-	-	-
7	8.29%-Housing And Urban Development Corporation Limited-Mar 2024-Tax Free	1,00,000	100.0	1,00,000	100.0	1,00,000	100.0	1,00,000	100.0	-	-	-	-
8	10.00%-ICICI Bank Limited-Nov 2017	7,551	75.5	7,551	75.5	7,551	75.5	7,551	75.5	7,551	75.5	7,551	75.5
9	9.97%-Infrastructure Leasing & Financial Services Limited-Sep 2016	-	-	-	-	1,00,000	100.0	1,00,000	100.1	-	-	-	-
10	11.25%-Infrastructure Leasing & Financial Services Limited-Aug 2016	-	-	-	-	1,00,000	101.5	1,00,000	102.6	-	-	-	-
11	9.95%-Infrastructure Leasing & Financial Services Limited-Feb 2019	1,00,000	100.0	1,00,000	100.0	1,00,000	100.0	1,00,000	100.0	-	-	-	-
12	6.72%-Indian Railway Finance Corporation Limited-Dec 2020-Tax Free	7,500	748.3	7,500	748.1	7,500	747.8	7,500	747.4	7,500	747.0	7,500	746.3
13	7.55%-Indian Railway Finance Corporation Limited-Nov 2021-Tax Free	500	50.0	500	50.0	500	50.0	500	50.0	500	50.0	500	50.0
14	8.00%-Indian Railway Finance Corporation Limited-Feb 2022-Tax Free	6,52,773	664.6	6,52,773	665.7	6,31,898	646.2	6,31,898	648.3	6,31,898	650.3	54,375	54.4
15	7.19%-Indian Railway Finance Corporation Limited-Dec 2022-Tax Free	100	100.0	100	100.0	200	200.0	200	200.0	200	200.0	-	-
16	8.23%-Indian Railway Finance Corporation Limited-Feb 2024-Tax Free	3,00,000	308.2	3,00,000	308.8	2,00,000	203.5	1,50,000	150.0	-	-	-	-
17	8.23%-Indian Railway Finance Corporation Limited-Feb 2024-Tax Free	-	-	10,00,000	1,000.0	10,00,000	1,000.0	-	-	-	-	-	-
18	8.35%-Indian Railway Finance Corporation Limited-Nov 2023-Tax Free	700	728.4	700	730.4	200	200.0	200	200.0	-	-	-	-
19	8.64%-LIC Housing Finance Limited-May 2016	-	-	-	-	200	197.6	200	195.5	-	-	-	-
20	9.30%-LIC Housing Finance Limited-Oct 2016	-	-	-	-	250	249.2	250	248.7	-	-	-	-
21	10.18%-LIC Housing Finance Limited-Sep 2016	-	-	-	-	100	100.1	100	100.2	-	-	-	-
22	10.60%-LIC Housing Finance Limited-Sep 2016	-	-	-	-	250	252.6	250	254.4	-	-	-	-
23	8.20%-National Highways Authority Of India-Jan 2022-Tax Free	-	-	-	-	61,810	61.8	61,810	61.8	61,180	61.8	61,180	61.8
24	8.20%-Power Finance Corporation Limited-Feb 2022-Tax Free	1,00,000	103.9	1,19,000	123.2	1,19,000	124.0	16,000	15.8	1,03,000	109.5	-	-
25	8.27%-National Highways Authority Of India-Feb 2024-Tax Free	2,90,000	292.1	2,90,000	292.2	2,50,000	250.0	2,50,000	250.0	-	-	-	-
26	8.26%-National Housing Bank-Jan 2024-Tax Free	18,050	90.3	18,050	90.3	18,050	90.3	18,050	90.3	-	-	-	-
27	8.41%-National Thermal Power Corporation Limited-Dec2023-Tax Free	79,162	79.2	79,162	79.2	79,162	79.2	79,162	79.2	-	-	-	-

NOTE - 13 Restated Consolidated Summary Statement of Non Current Investments (Continued..)

₹ in Million

Sr. No.	Scheme Name	Balance as on September 30, 2016		Balance as on March 31, 2016		Balance as on March 31, 2015		Balance as on March 31, 2014		Balance as on March 31, 2013		Balance as on March 31, 2012	
		Units	Amount	Units	Amount	Units	Amount	Units	Amount	Units	Amount	Units	Amount
(a) Own Funds													
Bonds & Non Convertible Debentures (Quoted)													
28	7.19%-Power Finance Corporation Limited-Jan 2023-Tax Free	1,00,000	100.0	1,00,000	100.0	1,00,000	100.0	1,00,000	100.0	1,00,000	100.0	-	-
29	8.20%-Power Finance Corporation Limited-Feb 2022-Tax Free	12,25,828	1,259.4	12,25,828	1,262.5	12,05,982	1,248.0	10,05,982	1,042.9	8,21,195	871.7	71,195	71.2
30	8.01%-Rural Electrification Corporation Limited-Aug 2023-Tax Free	250	250.1	250	250.1	250	250.1	250	250.1	-	-	-	-
31	8.01%-Rural Electrification Corporation Limited-Sep 2023-Tax Free	5,00,000	500.0	5,00,000	500.0	5,00,000	500.0	5,00,000	500.0	-	-	-	-
32	9.30%-SBI-Mar 2021	-	-	-	-	3,791	37.9	3,791	37.9	3,791	37.9	3,791	37.9
33	9.25%-TATA Sons Limited-Jun 2019	100	99.5	100	99.4	100	99.2	-	-	-	-	-	-
34	8.09%-Power Finance Corporation Limited-Nov 2021-Tax Free	1,000	104.1	1,000	104.5	1,000	105.3	-	-	-	-	-	-
35	7.93%-Rural Electrification Corporation Limited-Mar 2022-Tax Free	1,64,702	169.8	1,64,702	170.2	48,991	50.9	-	-	-	-	-	-
36	8.19%-Rural Electrification Corporation Limited-Mar 2024-Tax Free	2,50,000	262.5	2,50,000	263.3	-	-	-	-	-	-	-	-
37	7.34%-Housing And Urban Development Corporation Limited-Feb 2023-Tax Free	1,00,000	100.3	1,00,000	100.3	-	-	-	-	-	-	-	-
38	8.14%-Housing And Urban Development Corporation Limited-Oct 2023-Tax Free	50,000	51.9	50,000	52.0	-	-	-	-	-	-	-	-
39	7.62%-Housing And Urban Development Corporation Limited-Nov 2021-Tax Free	1,000	101.3	1,000	101.5	-	-	-	-	-	-	-	-
40	7.18%-Indian Railway Finance Corporation Limited-Feb 2023-Tax Free	1,50,000	149.3	1,50,000	149.3	-	-	-	-	-	-	-	-
41	9.51%-LIC Housing Finance Limited-Jul 2019	100	101.6	100	101.9	-	-	-	-	-	-	-	-
42	11.08%-LIC Housing Finance Limited-Aug 2018	49	50.7	49	51.2	-	-	-	-	-	-	-	-
43	8.80%-Canfin Homes Limited-Jul 2018	100	100.0	100	100.0	-	-	-	-	-	-	-	-
44	8.77%-HDB Financial Services Limited-Jun2018	50	50.0	50	50.0	-	-	-	-	-	-	-	-
45	8.81%-HDB Financial Services Limited-Jul2018	50	50.0	50	50.0	-	-	-	-	-	-	-	-
46	8.75%-Infrastructure Leasing & Financial Services Limited-Jul 2020	50,000	50.0	50,000	50.0	-	-	-	-	-	-	-	-
47	8.74%-Infrastructure Leasing & Financial Services Limited-Aug 2018	1,00,000	100.0	1,00,000	100.0	-	-	-	-	-	-	-	-
48	8.80%-Kotak Mahindra Prime Limited-Jun 2018	50	50.0	50	50.0	-	-	-	-	-	-	-	-
49	8.65%-HDB Financial Services Limited-Sep 2018	50	50.0	50	50.0	-	-	-	-	-	-	-	-
50	8.71%-HDB Financial Services Limited-Oct 2018	100	99.8	100	99.8	-	-	-	-	-	-	-	-
51	8.8394%-HDB Financial Services Limited-Mar 2019	100	100.1	100	100.2	-	-	-	-	-	-	-	-
52	8.90%- Infrastructure Leasing & Financial Services Limited-Mar 2019	20,000	20.0	20,000	20.0	-	-	-	-	-	-	-	-
53	8.34%-LIC Housing Finance Limited-Mar2018	250	248.6	250	248.4	-	-	-	-	-	-	-	-
54	9.50%-HDFC Ltd-Aug 2017	-	-	100	101.0	-	-	-	-	-	-	-	-
55	9.30%-HDFC Ltd-Oct 2017	140	140.8	140	141.1	-	-	-	-	-	-	-	-
56	8.60%-LIC Housing Finance Limited-Dec 2020	150	150.0	150	150.0	-	-	-	-	-	-	-	-
57	7.60%-Power Finance Corporation Limited-Dec 2015	-	-	-	-	-	-	100	99.1	100	98.6	100	97.0
58	8.90%-Power Grid Corporation Limited-Feb 2016	-	-	-	-	-	-	40	50.2	40	50.4	40	50.5
59	9.20%-Power Grid Corporation Limited- Mar 2016	-	-	-	-	-	-	160	201.9	160	202.9	160	203.9
60	9.40%-LIC Housing Finance Limited-Feb 2016	-	-	-	-	-	-	250	248.6	-	-	-	-
61	9.85%-HDFC Limited-Jun 2015	-	-	-	-	-	-	250	250.2	-	-	-	-
62	7.95 % Housing Development Finance Corporation Limited- Apr 2014	-	-	-	-	-	-	-	-	200	200.0	200	200.0
63	8.40 % Housing Development Finance Corporation Limited- Dec 2014	-	-	-	-	-	-	-	-	500	491.6	500	486.5
64	8.25 % ICICI Home Finance Co. Ltd- May 2014	-	-	-	-	-	-	-	-	250	249.6	250	248.5
65	7.95% Infrastructure Development Finance Company Ltd-May 2014	-	-	-	-	-	-	-	-	250	250.0	250	250.0
66	11.35% IDBI Bank Ltd-Dec 2013	-	-	-	-	-	-	-	-	-	-	450	469.2
67	9.25% IDBI Bank Ltd-Mar 2014	-	-	-	-	-	-	-	-	-	-	250	255.3
68	6.85 % India Infrastructure Finance Company Ltd-Tax Free- Jan 2014	-	-	-	-	-	-	-	-	-	-	1,000	100.0
69	6.85 % India Infrastructure Finance Company Ltd-Tax Free- Mar 2014	-	-	-	-	-	-	-	-	-	-	2,000	199.6
70	11.40% Power Finance Corporation Limited	-	-	-	-	-	-	-	-	-	-	200	208.9
71	9.45 % Rural Electrification Corporation Ltd- Apr 2013	-	-	-	-	-	-	-	-	-	-	500	507.3
72	11.50% Rural Electrification Corporation Ltd-Nov 2013	-	-	-	-	-	-	-	-	-	-	500	520.1
73	Power Finance Corporation Ltd. 8.35 % 15 May 2016	-	-	-	-	500	493.1	-	-	-	-	-	-
74	Indian Railway Finance Corporation Ltd. 8.00%-Feb 2022	-	-	61,000	60.1	61,000	59.9	61,000	59.8	-	-	-	-
75	National Highway Authority of India 8.27%-Feb 2024	-	-	8,12,098	812.1	8,12,098	812.1	10,00,000	1,000.0	-	-	-	-

NOTE - 13 Restated Consolidated Summary Statement of Non Current Investments (Continued..)

₹ in Million

Sr. No.	Scheme Name	Balance as on September 30, 2016		Balance as on March 31, 2016		Balance as on March 31, 2015		Balance as on March 31, 2014		Balance as on March 31, 2013		Balance as on March 31, 2012	
		Units	Amount	Units	Amount	Units	Amount	Units	Amount	Units	Amount	Units	Amount
(a) Own Funds													
Bonds & Non Convertible Debentures (Quoted)													
76	National Highway Authority of India 8.20%-Jan 2022	-	-	34,000	33.8	34,000	33.7	34,000	33.7	-	-	-	-
77	IIFCL 6.85%-Mar 2014	-	-	-	-	-	-	-	-	-	-	4,000	400.4
78	IIFCL 6.85%- Jan 2014	-	-	-	-	-	-	-	-	-	-	18,000	1,801.4
79	8.14% HUDCO Bonds-Oct 2023	2,500	2.5	2,500	2.5	2,500	2.5	2,500	2.5	-	-	-	-
80	Indian Railway Financial Corporation 8.23%-Feb 2024	-	-	-	-	-	-	10,00,000	1,000.0	-	-	-	-
81	8.41% IIFCL Bonds-Jan 2024- Taxfree	-	-	1,00,000	100.0	1,00,000	100.0	1,00,000	100.0	-	-	-	-
82	8.23% IFCI Bonds- Feb 2024-Taxfree	-	-	1,00,000	100.0	1,00,000	100.0	1,00,000	100.0	-	-	-	-
83	11.50% GOI 2015	-	-	-	-	-	-	-	-	-	-	10	-
84	11.35% IDBI Omni Bonds 2008-Sr.XV	-	-	-	-	-	-	-	-	-	-	100	100.0
85	6.85% IIFCL Bonds-Tax Free	-	-	-	-	-	-	-	-	-	-	1,300	130.1
86	6.85% IIFCL Bonds-Tax Free	-	-	-	-	-	-	-	-	-	-	200	20.1
87	NCD Tata Capital Ltd.12%	-	-	-	-	-	-	-	-	-	-	50,000	50.0
88	9.62% L&T Finance	-	-	-	-	-	-	-	-	-	-	28,106	28.1
89	7.70% REC	-	-	-	-	-	-	-	-	-	-	50	49.4
90	9.25% HDFC	-	-	-	-	-	-	-	-	-	-	50	50.0
91	9.75% HDFC	-	-	-	-	-	-	-	-	-	-	50	50.0
92	8.48% IDFC	-	-	-	-	-	-	-	-	-	-	50	50.0
93	6.05% IRFCL Bonds-Tax Free	-	-	-	-	-	-	500	50.0	500	50.0	500	50.0
94	7.21% RECL Tax Free bonds	50	50.0	50	50.0	50	50.0	50	50.0	50	50.0	-	-
95	7.22% PFC Tax Free Bond Series 95	50	50.0	50	50.0	50	50.0	50	50.0	50	50.0	-	-
96	7.18% IRFCL Tax Free Bonds	1,30,000	130.6	1,30,000	130.6	1,30,000	130.7	30,000	30.0	30,000	30.0	-	-
97	7.19% IRFC Tax Free Bond- Jul 2025	50	50.2	50	50.1	-	-	-	-	-	-	-	-
98	8.01% NHB Tax Free Bonds	70	70.0	70	70.0	70	70.0	70	70.0	-	-	-	-
99	7.17% NHB Tax Free Bonds	-	-	50	50.3	50	50.3	-	-	-	-	-	-
100	7.17% NATIONAL HOUSING BANK TAX FREE BONDS 01JAN2023	50	50.0	-	-	-	-	-	-	-	-	-	-
101	8.35% NHAI Tax Free Bonds	70	70.0	70	70.0	70	70.0	70	70.0	-	-	-	-
102	8.20% NHAI Tax Free Bonds	72,500	75.0	72,500	75.0	72,500	75.4	22,500	22.5	-	-	-	-
103	8.18% NHPC Tax Free Bonds	22,547	22.6	22,547	22.6	22,547	22.6	22,547	22.6	-	-	-	-
104	8.19% NTPC Tax Free Bonds	50	50.0	50	50.0	50	50.0	50	50.0	-	-	-	-
105	8.41% NTPC Tax Free Bonds	31,665	31.7	31,665	31.7	31,665	31.7	31,665	31.7	-	-	-	-
106	8.20% PFC Tax Free Bonds	-	-	1,00,000	104.3	1,00,000	105.2	-	-	-	-	-	-
107	7.15% NTPC Tax Free Bond-Aug 2025	50	50.0	50	50.0	-	-	-	-	-	-	-	-
108	7.17% RECL Tax Free Bond-Jul 2025	50	50.0	50	50.0	-	-	-	-	-	-	-	-
109	8.18% RECL Tax Free Bonds	50	52.0	50	52.2	50	52.7	-	-	-	-	-	-
110	7.11% NHAI Tax Free Bonds-Sep 2025	30	30.0	30	30.0	-	-	-	-	-	-	-	-
111	7.16% PFC Tax Free Bonds-Jul 2025	50	50.0	50	50.0	-	-	-	-	-	-	-	-
112	7.17% RECL Tax Free Bonds-Jul 2025	50	50.0	50	50.0	-	-	-	-	-	-	-	-
113	9.62% L&T Finance	-	-	-	-	-	-	-	-	28,106	28.1	-	-
114	7.70% REC Ltd	-	-	-	-	-	-	-	-	50	49.4	-	-
115	8.41% INDIA INFRASTRUCTURE FINANCE LIMITED	1,00,000	100.0	-	-	-	-	-	-	-	-	-	-
116	8.23% INDIAN RAILWAY FINANCE CORPORATION LIMITED - 22JAN2024 - TAXFREE	1,00,000	100.0	-	-	-	-	-	-	-	-	-	-
117	8.20% - POWER FINANCE CORPORATION - 01FEB2022	1,00,000.00	103.1	-	-	-	-	-	-	-	-	-	-
118	8.23% - INDIAN RAILWAY FINANCIAL CORPORATION - 18FEB2024	10,00,000.00	1,000.0	-	-	-	-	-	-	-	-	-	-
119	8.00% - INDIAN RAILWAY FINANCE CORPORATION LTD - 23FEB2022	50,000.00	49.3	-	-	-	-	-	-	-	-	-	-
120	8.27% - NATIONAL HIGHWAY AUTHORITY OF INDIA - 05FEB2024	3,20,600.00	320.6	-	-	-	-	-	-	-	-	-	-
121	11.50% GOI 2015	-	-	-	-	-	-	10	-	10	-	-	-
TOTAL			12,985.3		13,657.4		11,836.6		10,082.8		4,704.3		7,673.4

NOTE - 13 Restated Consolidated Summary Statement of Non Current Investments (Continued..)

₹ in Million

Sr. No.	Scheme Name	Balance as on September 30, 2016		Balance as on March 31, 2016		Balance as on March 31, 2015		Balance as on March 31, 2014		Balance as on March 31, 2013		Balance as on March 31, 2012	
		Units	Amount	Units	Amount	Units	Amount	Units	Amount	Units	Amount	Units	Amount
(a) Own Funds													
Bonds & Non Convertible Debentures (Quoted)													
(a) Own Funds													
Units of Dividend Oriented Debt Schemes of Mutual Funds (Quoted)													
1	HDFC Debt Fund For Cancer Cure-100% Dividend Donation-Mar 2017	-	-	-	-	15,00,000	15.0	15,00,000	15.0	15,00,000	15.0	15,00,000	15.0
TOTAL						15.0		15.0		15.0		15.0	
Units of Growth Oriented Debt Schemes of Mutual Funds (Quoted)													
1	Reliance Fixed Horizon Fund-XXVIII- Series4-Direct-Jan 2018	1,00,00,000	100.0	1,00,00,000	100.0	1,00,00,000	100.0	-	-	-	-	-	-
2	Birla Sun Life Fixed Term Plan - Series KC (368days) - Gr. Direct	-	-	-	-	71,86,155	71.9	-	-	-	-	-	-
3	Birla Sun Life Fixed Term Plan - Series KK (367days) - Gr. Direct	-	-	-	-	46,58,410	46.6	-	-	-	-	-	-
4	Birla Sun Life Fixed Term Plan - Series KM (368days) - Gr. Direct	-	-	-	-	56,00,000	56.0	-	-	-	-	-	-
5	Birla Sun Life Fixed Term Plan - Series KQ (368days) - Gr. Direct	-	-	-	-	84,92,604	84.9	-	-	-	-	-	-
6	DSP BlackRock FMP S146-12M-Dir-G	-	-	-	-	71,45,127	71.5	-	-	-	-	-	-
7	DSP BlackRock FMP S153-12M-Dir-G	-	-	-	-	41,10,415	41.1	-	-	-	-	-	-
8	DSP BlackRock FMP S149-12M-Dir-G	-	-	-	-	40,15,031	40.2	-	-	-	-	-	-
9	DSP BlackRock FMP S109-12M-Dir-G	-	-	-	-	57,20,279	57.2	-	-	-	-	-	-
10	DSP BlackRock FMP S161-12M-Dir-G	-	-	65,49,900	65.5	-	-	-	-	-	-	-	-
11	DHFL Pramerica Fixed Maturity Plan Series 63 - Direct Plan - Growth	-	-	65,00,000	65.0	-	-	-	-	-	-	-	-
12	DHFL Pramerica Fixed Maturity Plan Series 70 (2 Years)- Direct Plan - Growth	-	-	-	-	1,38,027	1.4	-	-	-	-	-	-
13	HDFC FMP 370D Mar2014 (1) - Direct Plan- GR	-	-	43,84,836	43.9	43,84,836	43.8	-	-	-	-	-	-
14	HDFC FMP 371D Feb 2014(2) Sr 29 - Direct Plan- GR	-	-	60,00,000	60.0	60,00,000	60.0	-	-	-	-	-	-
15	HDFC FMP 370D Apr 2014 (2) - Direct Plan- GR	-	-	40,79,690	40.8	-	-	-	-	-	-	-	-
16	HDFC FMP 377Days Mar 2014 (1) - Direct Plan- GR	-	-	1,44,68,207	144.7	-	-	-	-	-	-	-	-
17	ICICI Prudential Fixed Maturity Plan-Series 72-366 days Plan K - Direct Plan-Cum	-	-	-	-	34,83,042	34.8	-	-	-	-	-	-
18	ICICI Prudential Fixed Maturity Plan-Series 73-369 days Plan P - Direct Plan-Cum	-	-	1,23,03,571	123.0	1,23,03,571	123.0	-	-	-	-	-	-
19	ICICI Prudential Fixed Maturity Plan-Series 73-366 days Plan A - Direct Plan-Cum	-	-	32,84,400	32.8	32,84,400	32.8	-	-	-	-	-	-
20	ICICI Prudential Fixed Maturity Plan-Series 73-369 days Plan S - Direct Plan-Cum	-	-	47,93,668	47.9	-	-	-	-	-	-	-	-
21	ICICI Prudential Fixed Maturity Plan-Series 74-370 days Plan V - Direct Plan-Cum	-	-	40,00,000	40.0	-	-	-	-	-	-	-	-
22	ICICI Prudential Fixed Maturity Plan-Series 74-369 days Plan I - Direct Plan-Cum	-	-	55,65,133	55.7	-	-	-	-	-	-	-	-
23	IDFC Fixed Term Plan Series 24 - Direct Plan - Growth	-	-	-	-	60,00,000	60.0	-	-	-	-	-	-
24	IDFC Fixed Term Plan Series 27 - Direct Plan - Growth	-	-	-	-	30,00,000	30.0	-	-	-	-	-	-
25	IDFC Fixed Term Plan Series 83 - Direct Plan - Growth	-	-	-	-	34,22,759	34.2	-	-	-	-	-	-
26	Reliance Fixed Horizon Fund - XXV - Series 18 - Direct Plan Growth Plan	-	-	-	-	40,00,000	40.0	-	-	-	-	-	-
27	Reliance Fixed Horizon Fund - XXVIII - SR 19-Direct-Growth	-	-	1,65,632	1.7	-	-	-	-	-	-	-	-
28	Reliance Fixed Horizon Fund - XXV - Series 24 - Direct Plan Growth Plan	-	-	50,00,000	50.0	50,00,000	50.0	-	-	-	-	-	-
29	Reliance Fixed Horizon Fund - XXV - Series 26 - Direct Plan Growth Plan	-	-	48,40,140	48.4	48,40,140	48.4	-	-	-	-	-	-
30	Sundaram Fixed Term Plan DO 366 Days Direct Growth	-	-	-	-	53,60,560	53.6	-	-	-	-	-	-
31	Birla Fixed Term Plan Series JY - Direct - Gr	-	-	-	-	35,44,730	35.4	-	-	-	-	-	-
32	Birla Fixed Term Plan Series KI - Direct - Gr	-	-	-	-	56,30,000	56.3	-	-	-	-	-	-
33	Birla Fixed Term Plan Series KQ - Direct - Gr	-	-	-	-	50,36,298	50.4	-	-	-	-	-	-
34	Birla Fixed Term Plan Series HL - Direct - Gr	-	-	-	-	25,62,575	25.6	-	-	-	-	-	-
35	Reliance Fixed Horizon Fund Sr 15-Direct Plan - Growth	-	-	-	-	30,00,000	30.0	-	-	-	-	-	-
36	Reliance Fixed Horizon Fund XXV Sr 26 - Direct Plan - Growth	-	-	40,00,000	40.0	40,00,000	40.0	-	-	-	-	-	-
37	Reliance Fixed Horizon Fund XXVI Sr 31 - Direct Plan - Growth	-	-	40,00,000	40.0	-	-	-	-	-	-	-	-
38	DHFL PRAMERICA FIXED MATURITY PLAN SERIES 63 - DIRECT - GROWTH	65,00,000	65.0	-	-	-	-	-	-	-	-	-	-

NOTE - 13 Restated Consolidated Summary Statement of Non Current Investments (Continued..)

₹ in Million

Sr. No.	Scheme Name	Balance as on September 30, 2016		Balance as on March 31, 2016		Balance as on March 31, 2015		Balance as on March 31, 2014		Balance as on March 31, 2013		Balance as on March 31, 2012	
		Units	Amount	Units	Amount	Units	Amount	Units	Amount	Units	Amount	Units	Amount
(a) Own Funds													
Units of Growth Oriented Debt Schemes of Mutual Funds (Quoted)													
39	Reliance Fixed Horizon Fund - XXIV 11 Direct Plan	-	-	-	-	39,48,606	39.5	-	-	-	-	-	-
40	HDFC - FMP - 384D Mar 2013	-	-	-	-	-	-	70,00,000	70.0	70,00,000	70.0	-	-
	TOTAL		165.0		999.3		1,458.7		70.0		70.0		-
(b) Earmarked Funds													
Units of Growth Oriented Debt Schemes of Mutual Funds (Quoted)													
1	Reliance Fixed Horizon Fund - XXVIII - SR 19-Direct-Growth	1,65,632	1.6	-	-	-	-	-	-	-	-	-	-
2	Sundaram FTP HM - 1100 Days-Direct-Growth	1,98,759	2.0	-	-	-	-	-	-	-	-	-	-
	TOTAL		3.6		-		-		-		-		-
Bonds & Non Convertible Debentures (Quoted)													
1	9.25%-Vijaya Bank-Aug 2016	-	-	-	-	150	150.9	150	151.7	150	152.4	150	153.1
2	National Highway Authority of India 8.27%- Feb 2024	-	-	1,38,502	138.5	1,38,502	138.5	-	-	-	-	-	-
3	Power Finance Corporation Ltd. 8.35 %- May 2016	-	-	-	-	-	-	500	486.8	-	-	-	-
4	8.20%-Power Finance Corporation Limited-Feb 2022-Tax Free	-	-	-	-	-	-	1,03,000	108.9	-	-	-	-
5	National Highway Authority of India 8.27%- Feb 2024	49,400	49.4	49,400	49.4	49,400	49.4	-	-	-	-	-	-
6	Indian Railway Financial Corporation 8.23%- Feb 2024	2,50,000	251.6	2,50,000	251.7	2,50,000	251.9	-	-	-	-	-	-
7	Rural Electrification Corporation 7.93%- Mar 2022	1,50,000	153.6	1,50,000	153.9	1,50,000	154.6	-	-	-	-	-	-
	TOTAL		454.6		593.5		745.3		747.4		152.4		153.1

NOTE - 14 Restated Consolidated Statement of Deferred Tax Assets (Net)

(₹ in Million)

Particulars	As at September 30, 2016	As at March 31, 2016	As at March 31, 2015	As at March 31, 2014	As at March 31, 2013	As at March 31, 2012
Deferred tax assets	147.4	141.0	63.1	47.4	54.1	32.3
Deferred tax liabilities	33.3	33.2	-	-	-	0.2
Deferred tax asset (Net)	114.1	107.8	63.1	47.4	54.1	32.1
Major components of deferred tax assets/liabilities arising on account of timing difference comprises of the following:						
Depreciation	-	-	17.2	12.0	15.2	14.9
Expenses Allowed on Payment Basis	81.8	82.3	23.9	19.8	16.2	5.6
Provision for Doubtful Debts/Advances	33.2	26.9	14.1	9.5	15.1	9.5
Others	30.4	30.9	-	0.5	0.6	0.4
Add : Share in Joint Venture	2.0	0.9	7.9	5.6	7.0	1.9
Total Deferred Tax Assets (A)	147.4	141.0	63.1	47.4	54.1	32.3
On difference between book balance and tax	33.3	33.2	-	-	-	0.2
Total Deferred Tax Liability (B)	33.3	33.2	-	-	-	0.2
Net Deferred Tax Asset (A-B)	114.1	107.8	63.1	47.4	54.1	32.1

NOTE - 15 Restated Consolidated Summary Statement of Long Term Loans and Advances

(₹ in Million)

Particulars	As at September 30, 2016	As at March 31, 2016	As at March 31, 2015	As at March 31, 2014	As at March 31, 2013	As at March 31, 2012
Unsecured, Considered good						
Deposit with Public Bodies and Others	32.1	32.3	27.4	30.0	23.2	38.8
Share Application Money Paid for Investment in subsidiary	-	0.4	-	-	-	-
Advance To Staff	9.9	10.1	8.8	13.7	15.8	16.7
Other Advances	-	-	-	-	7.4	8.2
Capital Advances	11.1	2.2	0.5	3.9	-	-
Prepaid Expenses	8.6	8.5	8.4	9.9	11.3	6.4
MAT Credit entitlement - Unsecured, considered good	47.9	0.6	0.6	21.5	-	-
Receivable from Punjab and Sindh Bank (refer note 40)	31.6	31.6	31.7	-	-	-
Income Taxes Paid in Advance (Net of Provisions)	865.5	1,118.2	778.1	710.8	505.0	235.6
Add: Share in Joint Venture	-	-	0.8	0.8	0.8	0.9
Total	1,006.7	1,203.9	856.3	790.6	563.5	306.6

Note :

There are no amounts recoverable from the directors or entity related to directors of the company.

NOTE - 16 Restated Consolidated Summary Statement of Other Non-current Assets

Particulars	As at September 30, 2016	As at March 31, 2016	As at March 31, 2015	As at March 31, 2014	As at March 31, 2013	As at March 31, 2012
Accrued Interest - Owned						
On Deposits	-	-	-	-	-	1.7
Other Assets						
Gratuity Assets (net)	5.7	15.0	21.0	29.3	18.8	13.0
Total	5.7	15.0	21.0	29.3	18.8	14.7

NOTE - 17 Restated Consolidated Summary Statement of Current Investments

(₹ in Million)

Particulars	As at September 30, 2016	As at March 31, 2016	As at March 31, 2015	As at March 31, 2014	As at March 31, 2013	As at March 31, 2012
Non Trade						
A) Current Investments (At lower of cost and fair value)						
Investments in Bonds						
(a) Own Funds						
- Bonds and Non Convertible Debentures (Quoted)	200.3	-	-	648.0	-	100.5
- Investment in Certificates of Deposit (Quoted)	-	449.6	4,543.9	1,798.2	-	-
(b) Earmarked Funds						
- Investment in Certificates of Deposit (Quoted)	-	-	499.3	-	-	-
Investments in Mutual Funds						
(a) Own Funds						
- Units of Dividend Oriented Debt Schemes of Mutual Funds (Quoted)	2,641.1	535.6	257.1	628.8	364.0	-
- Units of Dividend Oriented Debt Schemes of Mutual Funds (Un-Quoted)	1,349.4	764.9	789.7	244.4	423.0	64.9
- Units of Growth Oriented Debt Schemes of Mutual Funds (Quoted)	181.9	229.6	110.0	97.9	65.0	-
- Units of Growth Oriented Debt Schemes of Mutual Funds (Unquoted)	-	-	-	-	-	1,208.6
Add: Share in Joint venture	-	-	-	19.6	-	-
(b) Earmarked Funds						
- Units of Dividend Oriented Debt Schemes of Mutual Funds (Quoted)	842.0	-	23.0	2,494.7	7.8	-
- Units of Dividend Oriented Debt Schemes of Mutual Funds (Quoted) - Core Settlement Guarantee Fund	-	-	571.4	19.1	-	-
- Units of Dividend Oriented Debt Schemes of Mutual Funds (Unquoted)	-	-	-	-	-	-
- Units of Growth Oriented Debt Schemes of Mutual Funds (Quoted)	-	25.2	50.0	52.5	7.5	0.7
- Units of Growth Oriented Debt Schemes of Mutual Funds (Unquoted)	-	-	-	-	-	12.0
B) Current portion of Long Term Investments (At Cost, unless otherwise Specified)						
Investments in Debentures and Bonds						
(a) Own Funds						
- Bonds and Non Convertible Debentures (Quoted)	847.6	1,996.9	900.0	1,622.7	4,873.0	1,755.5
(b) Earmarked Funds						
- Bonds and Non Convertible Debentures (Quoted)	-	-	-	-	-	-
Investments in Mutual Funds						
(a) Own Funds						
- Units of Growth Oriented Debt Schemes of Mutual Funds (Quoted)	1,921.5	1,356.0	915.1	2,985.1	2,467.6	1,610.5
- Units of Growth Oriented Debt Schemes of Mutual Funds (Unquoted)	-	-	-	-	-	62.0
- Units of Dividend Oriented Debt Schemes of Mutual Funds (Quoted)	15.0	15.0	-	-	55.0	673.2
- Units of Dividend Oriented Debt Schemes of Mutual Funds (Unquoted)	-	-	-	-	-	-
(b) Earmarked Funds						
- Units of Growth Oriented Debt Schemes of Mutual Funds (Quoted)	1.4	-	-	-	-	200.0
Total	8,000.2	5,372.8	8,659.5	10,611.0	8,262.9	5,687.9
Aggregate Amount of Quoted Investments	6,649.4	4,607.9	7,869.8	10,366.6	7,792.0	4,239.9
Market Value of Quoted Investments	7,174.0	4,871.4	7,902.2	10,447.0	7,841.6	4,444.0
Book Value of Unquoted Investments	1,350.8	764.9	789.7	244.4	470.9	1,448.0

NOTE - 17 Restated Consolidated Summary Statement of Current Investments (Continued..)

₹ in Million

Sr. No.	Scheme Name	Balance as on September 30, 2016		Balance as on March 31, 2016		Balance as on March 31, 2015		Balance as on March 31, 2014		Balance as on March 31, 2013		Balance as on March 31, 2012	
		Units	Amount	Units	Amount	Units	Amount	Units	Amount	Units	Amount	Units	Amount
Investment in Mutual Funds													
(a) Own Funds													
Certificate of Deposit (Quoted)													
1	HDFC Bank Limited	-	-	2,000	199.8	-	-	-	-	-	-	-	-
2	Axis Bank Limited	-	-	2,500	249.8	-	-	-	-	-	-	-	-
3	Bank Of India Apr 2015	-	-	-	-	8,500	848.9	-	-	-	-	-	-
4	Indusind Bank Apr 2014	-	-	-	-	-	-	3,000	298.7	-	-	-	-
5	Indusind Bank Apr 2015	-	-	-	-	15,000	1,497.9	-	-	-	-	-	-
6	South Indian Bank Apr 2015	-	-	-	-	9,000	898.8	-	-	-	-	-	-
7	Bank Of India Apr 2015	-	-	-	-	5,000	499.4	-	-	-	-	-	-
8	Indusind Bank Apr 2015	-	-	-	-	8,000	798.9	-	-	-	-	-	-
9	Canara Bank CD Apr 2014	-	-	-	-	-	-	5,000	499.8	-	-	-	-
10	Punjab National Bank CD Apr 2014	-	-	-	-	-	-	10,000	999.7	-	-	-	-
	TOTAL				449.6		4,543.9		1,798.2				
Bonds & Non Convertible Debentures (Quoted)													
1	9.75% Infrastructure Development Finance Company Ltd Jul 2014	-	-	-	-	-	-	200	199.9	-	-	-	-
2	9.37% LIC Housing Finance Ltd, Nov 2014	-	-	-	-	-	-	250	249.1	-	-	-	-
3	8.85% Power Finance Corporation Ltd., Oct 2014	-	-	-	-	-	-	200	199.0	-	-	-	-
4	7.90% REC	-	-	-	-	-	-	-	-	-	-	100	100.5
5	8.7496%-Kotak Mahindra Prime Limited-Dec 2016	100	100.0	-	-	-	-	-	-	-	-	-	-
6	0%-Housing Development Finance Corporation Ltd-Jan 2017	50	50.2	-	-	-	-	-	-	-	-	-	-
7	9.75%-LIC Housing Finance-Nov 2016	50	50.1	-	-	-	-	-	-	-	-	-	-
	TOTAL		200.3						648.0				100.5
Units Of Dividend Oriented Debt Schemes Of Mutual Funds													
1	ICICI Prudential Liquid- Direct - DDR - ISF	-	-	22,20,872	222.2	11,09,593	111.1	4,62,248	46.2	2,85,571	28.6	-	-
2	Kotak Income Opportunities Fund - Dir- Weekly DR	2,68,72,087	273.1	2,59,43,686	263.6	-	-	-	-	-	-	-	-
3	ICICI Prudential Liquid-Direct-DDR-SGF	-	-	-	-	825	0.1	-	-	-	-	-	-
4	Baroda Pioneer Liquid Fund Collection A/c	-	-	-	-	2,644	4.0	-	-	-	-	-	-
5	ICICI Prudential Liquid Fund Growth Plan	-	-	-	-	86,155	17.7	-	-	-	-	-	-
6	Reliance Liquidity Direct (Growth Plan)	-	-	-	-	441	0.9	-	-	-	-	-	-
7	ICICI Prudential Liquid - Super IP - Dividend	-	-	-	-	-	-	-	-	5,00,255	50.0	-	-
8	Reliance Liquidity Fund - Monthly Dividend Reinvestment	-	-	-	-	-	-	-	-	209	0.2	-	-
9	UTI Short Term Income Fund - IP - Dividend	-	-	-	-	-	-	-	-	48,32,760	52.0	-	-
10	DWS Short Maturity Fund - Prem Plus - Weekly Dividend	-	-	-	-	-	-	-	-	50,70,602	52.5	-	-
11	SBI Magnum Insta Cash - Cash Plan	-	-	-	-	-	-	1,19,500	200.2	-	-	-	-
12	L&T Liquid Fund - Daily Dividend	-	-	-	-	-	-	30	-	-	-	-	-
13	DWS Insta Cash Plus Fund-Direct-DDR	-	-	-	-	825	0.1	-	-	-	-	-	-
14	Religare Invesco Liquid Fund - Direct - Daily Dividend	-	-	-	-	-	-	3,16,860	317.1	-	-	-	-
15	HDFC HIF Short Term Plan	-	-	-	-	-	-	-	-	1,97,07,040	208.3	-	-
16	ICICI Prudential Liquid - Direct Plan - Daily Dividend	5,958	0.6	6,306	0.6	9,226	0.9	-	-	-	-	-	-
17	HDFC cash Management Fund - saving Plan Daily dividend	2,223	2.4	2,168	2.3	76,98,321	81.9	-	-	-	-	-	-
18	HDFC Cash Management Fund-Direct Plan	-	-	-	-	-	-	16,25,661	17.3	-	-	-	-
19	HDFC Cash Management Fund-Direct Plan	-	-	-	-	-	-	-	-	45,75,605	48.7	-	-
20	HDFC - FMP - 384D Mar 2013	-	-	-	-	-	-	-	-	-	-	-	-
21	HDFC Cash Management Fund Saving Plan	-	-	-	-	-	-	-	-	-	-	4,75,436	5.0
22	Axis Short Term Fund Direct Plan	-	-	-	-	-	-	-	-	1,16,79,501	118.1	-	-
23	Axis Liquid Fund - Direct - Daily Dividend Reinvestment	-	-	-	-	-	-	23,513	23.5	-	-	-	-
24	Birla Sunlife Dynamic Bond Fund- Retail Plan-Monthly Div	-	-	-	-	-	-	27,34,927	26.8	-	-	-	-
25	ICICI Prudential -Dynamic Bond Fund -Direct Plan-Daily Dividend	-	-	-	-	-	-	53,53,027	55.1	-	-	-	-
26	Reliance Short Term - Direct - MD	-	-	-	-	-	-	67,97,412	74.1	-	-	-	-

NOTE - 17 Restated Consolidated Summary Statement of Current Investments (Continued..)

₹ in Million

Sr. No.	Scheme Name	Balance as on September 30, 2016		Balance as on March 31, 2016		Balance as on March 31, 2015		Balance as on March 31, 2014		Balance as on March 31, 2013		Balance as on March 31, 2012	
		Units	Amount	Units	Amount	Units	Amount	Units	Amount	Units	Amount	Units	Amount
Units Of Dividend Oriented Debt Schemes Of Mutual Funds													
27	Birla Sunlife Cash Plus Direct Plan DD	-	-	-	-	-	-	98,172	9.8	-	-	-	-
28	Kotak Floater Short Term Fund-Direct DD	-	-	-	-	-	-	13,590	13.7	27,309	27.6	-	-
29	Birla Sunlife Saving Fund Direct Plan DD	-	-	-	-	-	-	1,51,834	15.3	-	-	-	-
30	DSP BlackRock Liquidity Fund - Direct Plan - DDR*	-	-	-	-	-	-	4,641	4.6	14,402	14.4	-	-
31	ICICI Prudential Flexible Income Plan -Direct -DDR*	-	-	-	-	-	-	2,02,372	21.5	2,82,959	29.9	-	-
32	Reliance Liquid Fund - Treasury Plan -Direct-DDR*	-	-	-	-	-	-	-	-	25,865	39.5	-	-
33	Sensex Prudential ICICI ETF (SPICE)	-	-	1,20,000	30.6	1,00,000	28.0	-	-	-	-	-	-
34	Reliance R*Share SENSEX ETF	-	-	30,000	7.8	-	-	-	-	-	-	-	-
35	Reliance R*Share NIFTY ETF	-	-	1,00,000	8.4	1,50,000	12.7	-	-	-	-	-	-
36	Axis Liquid Fund - Direct Plan - Daily Dividend Reinvestment	5,01,670	502.0	94,399	79.7	1,77,210	177.2	47,984	48.0	-	-	-	-
37	Birla Sun Life Dynamic Bond Fund - Retail Plan -Monthly Dividend-Direct Plan	-	-	-	-	28,93,085	30.5	-	-	-	-	-	-
38	DSP Ultra Short Fund- Direct-DDR	1,72,19,256	173.0	69,55,046	109.4	1,18,81,191	119.1	-	-	-	-	-	-
39	DWS Insta Cash Plus Fund -Direct -DDR	-	-	-	-	2,87,319	28.8	-	-	-	-	-	-
40	DWS Ultra Short Term Fund-Direct-DDR	-	-	-	-	8,16,171	8.2	-	-	-	-	-	-
41	Reliance Money Manager Direct -DDR	1,54,454	155.0	61,063	100.1	-	-	-	-	-	-	-	-
42	Reliance Short Term Fund - Direct - Monthly Dividend Plan DDR	78,24,209	85.4	74,74,816	82.6	72,31,191	78.8	-	-	-	-	-	-
43	Religare Invesco Liquid Fund - Direct-DDR	-	-	-	59.3	-	-	-	-	-	-	-	-
44	Sundaram Select Debt Asset Plan -Direct-MDR	1,30,21,450	159.0	1,25,01,498	154.5	1,20,90,423	147.6	-	-	-	-	-	-
45	Birla Sunlife Cash Plus Direct Plan DD	-	-	-	-	5,14,089	51.5	-	-	-	-	-	-
46	Birla Sunlife Saving Fund Direct Plan DD	-	-	-	-	4,96,872	49.8	-	-	-	-	-	-
47	Kotak Floater Short Term- Direct Plan - Daily Dividend Reinvest	1,23,436	124.9	72,122	73.0	-	-	-	-	-	-	-	-
48	DSP BlackRock Liquidity Fund Direct - DDR*	5,37,049	537.5	41,352	41.4	-	-	-	-	-	-	-	-
49	ICICI Prudential Flexible Income Plan -Direct -DDR*	-	-	-	-	80,499	8.5	-	-	-	-	-	-
50	ICICI Prudential Banking and PSU Debt Fund- Direct -Growth	42,09,448	65.0	42,09,448	65.0	42,09,448	65.0	-	-	-	-	-	-
51	Reliance Liquid Fund-Treasury Plan Direct Plan-DDR*	-	-	-	-	15,964	24.4	-	-	-	-	-	-
52	Birla Sun Life Dynamic Bond Fund - Ret - Quarterly Dividend	-	-	-	-	-	-	-	-	90,64,515	102.5	-	-
53	Birla Sun Life Mutual Fund Daily Dividend Scheme	-	-	-	-	-	-	-	-	45,593	4.7	-	-
54	DSP BlackRock Fixed Maturity Plan-12M-Series 32-Dividend	-	-	-	-	-	-	-	-	-	-	59,88,406	59.9
55	DSP BlackRock Money Manager Fund - Direct - DD	-	-	-	-	-	-	-	-	9,977	10.0	-	-
56	Lic Mf Liquid Fund - Direct - Daily Dividend Reinvestment	6,95,491	763.6	-	-	-	-	-	-	-	-	-	-
57	Reliance Liquid Fund Tp - Direct - Daily Dividend Reinvestment	4,46,438	596.3	-	-	-	-	-	-	-	-	-	-
58	Idfc Cash Fund Regular Plan Daily Dividend	47,642	48.4	-	-	-	-	-	-	-	-	-	-
59	Hdfc Floating Rate Income Fund - Direct - Dividend	42,79,874	43.1	-	-	-	-	-	-	-	-	-	-
60	Idfc Ultra Short Term Fund - Direct - Daily Dividend Reinvestment	1,91,25,773	192.5	-	-	-	-	-	-	-	-	-	-
61	Invesco Liquid Fund -Direct - Daily Dividend Reinvestment	65,334	65.4	-	-	-	-	-	-	-	-	-	-
62	Invesco India Ultra Short Term Fund -Direct - Daily Dividend	30,952	31.5	-	-	-	-	-	-	-	-	-	-
63	Sundaram Ultra Short Term Fund -Direct - Daily Dividend Reinvestment	70,38,170	70.7	-	-	-	-	-	-	-	-	-	-
64	Birla Sunlife Saving Fund - Direct Daily Dividend Reinvestment	4,86,049	48.9	-	-	-	-	-	-	-	-	-	-
65	Reliance Banking And Psu Debt Fund- Direct - Monthly Dividend	50,62,636	52.2	-	-	-	-	-	-	-	-	-	-
66	Add:- Share of Joint Venture	-	-	-	-	-	-	-	19.6	-	-	-	-
	TOTAL		3,990.5		1,300.5		1,046.8		892.8		787.0		64.9

NOTE - 17 Restated Consolidated Summary Statement of Current Investments (Continued..)

₹ in Million

Sr. No.	Scheme Name	Balance as on September 30, 2016		Balance as on March 31, 2016		Balance as on March 31, 2015		Balance as on March 31, 2014		Balance as on March 31, 2013		Balance as on March 31, 2012	
		Units	Amount	Units	Amount	Units	Amount	Units	Amount	Units	Amount	Units	Amount
Units of Growth Oriented Debt Schemes of Mutual Funds													
1	Birla Sun Life Cash Manager - I P - Growth	-	-	-	-	-	-	-	-	-	-	2,08,876	37.5
2	ICICI Prudential Money Market Fund - Cash Option - Growth	-	-	-	-	-	-	-	-	-	-	11,00,843	163.2
3	Kotak Floater - LT - Growth	-	-	-	-	-	-	-	-	-	-	2,07,64,014	353.7
4	Kotak Floater - ST - Growth	-	-	-	-	-	-	-	-	-	-	4,109	0.1
5	Reliance Liquidity Fund - Growth	-	-	-	-	-	-	-	-	-	-	6,19,282	10.0
6	SBI Premier Liquid Fund - Super IP - Growth	-	-	-	-	-	-	-	-	-	-	2,84,772	481.8
7	UTI Floating Rate Fund - STP - IP - Growth	-	-	-	-	-	-	-	-	-	-	20,890	25.3
8	DSP BlackRock Fixed Maturity Plan-12M-Series 18-Growth	-	-	-	-	-	-	-	-	-	-	40,00,000	40.0
9	DSP BlackRock Fixed Maturity Plan-12M-Series 12-Growth	-	-	-	-	-	-	-	-	-	-	32,36,430	32.4
10	DSP BlackRock FMP Sr 32 - 12 M -Growth	-	-	-	-	-	-	-	-	-	-	50,00,000	50.0
11	HDFC Short Term Plan	4,11,216	10.0	4,11,216	10.0	-	-	-	-	-	-	-	-
12	Kotak Income Opportunity Fund	18,67,723	25.0	26,58,075	35.0	26,58,075	35.0	15,54,720	19.8	-	-	-	-
13	DSP BlackRock Inc Opportunities Fund Regular Plan Growth	14,13,067	30.0	14,13,067	30.0	9,77,256	20.0	-	-	-	-	-	-
14	IDFC Super Saver Inc Fund Medium Term	10,78,579	25.0	10,78,579	25.0	6,61,758	15.0	7,42,737	21.4	7,41,342	20.0	-	-
15	HDFC Corporate Debt Opportunities Fund	9,22,943	10.0	9,22,943	10.0	9,22,943	10.0	-	-	-	-	-	-
16	IDFC Cash Fund Regular Plan	-	-	54,979	55.0	-	-	-	-	-	-	-	-
17	Birla Sunlife Short Term Opportunities Fund -Growth	-	-	-	-	2,43,869	5.0	5,53,750	16.7	4,80,482	25.0	-	-
18	HDFC Short Term Plan - Growth	-	-	-	-	4,11,216	10.0	4,11,216	10.0	-	-	-	-
19	ICICI Prudential Corporate Bond Fund - Regular Plan Growth	-	-	-	-	4,99,833	10.0	-	-	-	-	-	-
20	ICICI Prudential Regular Savings Fund	-	-	-	-	3,45,478	5.0	19,13,006	30.0	16,50,560	20.0	-	-
21	HDFC Floating Rate Income Fund - Direct Plan	-	-	24,43,862	24.6	-	-	-	-	-	-	-	-
22	DSP BlackRock Money Manager Fund - Inst -DDR	-	-	-	-	-	-	-	-	-	-	14,567	14.6
23	Sensex Prudential ICICI ETF (Spice)	1,20,000	33.5	-	-	-	-	-	-	-	-	-	-
24	Reliance R*Share Nifty ETF	1,00,000	8.4	-	-	-	-	-	-	-	-	-	-
22	Kotak Income Opportunity Fund-Direct Plan-Growth	25,37,830	40.0	25,37,830	40.0	-	-	-	-	-	-	-	-
Total			181.9		229.6		110.0		97.9		65.0		1,208.6
(b) Earmarked Funds													
Certificate of Deposit (Quoted)													
1	South Indian Bank Apr2015	-	-	-	-	3,000	299.6	-	-	-	-	-	-
2	ICICI Bank Limited CD Apr-2015	-	-	-	-	600	59.8	-	-	-	-	-	-
3	Axis Bank Apr 2015	-	-	-	-	1,400	139.9	-	-	-	-	-	-
Total							499.3						
Units Of Dividend Oriented Debt Schemes Of Mutual Funds (Quoted)													
1	SBI Magnum Insta Cash - Cash Plan	-	-	-	-	-	-	56,542	94.7	-	-	-	-
2	Birla Sunlife Floating Rate Fund - STP	-	-	-	-	2,28,535	22.9	-	-	-	-	-	-
3	HDFC Liquid Fund Direct DDR	-	-	-	-	57,11,006	571.5	-	-	-	-	-	-
4	Templeton India TMA - Direct - Daily Div	-	-	-	-	-	-	59,969	60.0	-	-	-	-
5	ICICI Prudential Money Market Fund - Dir- Daily Dividend (SGF)	-	-	-	-	-	-	327	-	78,425	7.8	-	-
6	DHFL PRAMERICA INSTA CASH PLUS FUND DIRECT - DAILY DIVIDEND REINVESTMENT	9,97,121	100.0	-	-	-	-	-	-	-	-	-	-
7	TATA MONEY MARKET FUND DIRECT - DAILY DIVIDEND REINVESTMENT	1,99,728	200.0	-	-	-	-	-	-	-	-	-	-
8	ICICI Prudential Liquid - Direct - Daily Dividend (SGF)	-	-	-	-	-	-	1,90,990	19.1	-	-	-	-
9	Axis Liquid Fund - Direct DDR	-	-	-	-	-	-	3,52,290	352.3	-	-	-	-
10	Religare Invesco Liquid Fund - Direct - Daily Dividend	-	-	-	-	-	-	2,78,477	278.7	-	-	-	-
11	Reliance Liquid Fund - TP - Direct - Daily Dividend	3,54,527	542.0	-	-	-	-	5,23,845	800.8	-	-	-	-
12	Kotak Liquid Scheme - Plan A - Direct - Daily Dividend	-	-	-	-	-	-	3,27,468	400.5	-	-	-	-
13	Birla Sun Life Dynamic Bond Fund - Ret - Quarterly Dividend	-	-	-	-	-	-	99,26,997	107.3	-	-	-	-
14	ICICI Prudential Liquid -Direct- Daily Dividend	-	-	-	-	-	-	40,01,770	400.4	-	-	-	-
TOTAL			842.0				594.4		2,513.8		7.8		

NOTE - 17 Restated Consolidated Summary Statement of Current Investments (Continued..)

₹ in Million

Sr. No.	Scheme Name	Balance as on September 30, 2016		Balance as on March 31, 2016		Balance as on March 31, 2015		Balance as on March 31, 2014		Balance as on March 31, 2013		Balance as on March 31, 2012	
		Units	Amount	Units	Amount	Units	Amount	Units	Amount	Units	Amount	Units	Amount
Units Of Growth Oriented Debt Schemes Of Mutual Funds (Quoted)													
1	UTI Floating Rate Fund - STP - IP - Growth	-	-	-	-	-	-	-	-	-	-	3,365	3.7
2	ICICI Prudential FRF - Plan C - Growth	-	-	-	-	71,460	7.5	71,460	7.5	71,460	7.5	71,460	7.5
3	Birla Sun Life Savings Fund - IP - Growth	-	-	-	-	-	-	-	-	-	-	3,824	0.8
4	Kotak Floater - ST - Growth	-	-	-	-	-	-	-	-	-	-	39,880	0.7
5	Baroda Pioneer Growth Fund	-	-	-	-	-	-	2,50,000	2.5	-	-	-	-
6	HDFC Liquid Fund - Direct - Growth	-	-	10,517	25.2	17,71,700	42.5	17,71,700	42.5	-	-	-	-
	TOTAL		-		25.2		50.0		52.5		7.5		12.7

NOTE - 17 Restated Consolidated Summary Statement of Current Investments (Continued..)

Current Portion of Long Term Investments (At cost, unless otherwise specified)

Own Funds

Investments in Debentures and Bonds

Bonds and Non Convertible Debentures (Quoted)

Sr. No.	Scheme Name	Balance as on September 30, 2016		Balance as on March 31, 2016		Balance as on March 31, 2015		Balance as on March 31, 2014		Balance as on March 31, 2013		Balance as on March 31, 2012	
		Units	Amount	Units	Amount	Units	Amount	Units	Amount	Units	Amount	Units	Amount
1	11.25%-Infrastructure Leasing & Financial Services Limited-Aug 2016	-	-	1,00,000	100.4	-	-	-	-	-	-	-	-
2	10.60%-LIC Housing Finance Limited-Sep 2016	-	-	250	250.8	-	-	-	-	-	-	-	-
3	10.18%-LIC Housing Finance Limited-Sep 2016	-	-	100	100.0	-	-	-	-	-	-	-	-
4	9.97%-Infrastructure Leasing & Financial Services Limited-Sep 2016	-	-	1,00,000	100.0	-	-	-	-	-	-	-	-
5	9.75%-HDFC Limited-Dec 2016	297	296.9	297	296.7	-	-	-	-	-	-	-	-
6	9.30%-LIC Housing Finance Limited-Oct 2016	250	250.0	250	249.7	-	-	-	-	-	-	-	-
7	9.70%-HDFC Limited-Mar 2017	200	200.1	200	200.3	-	-	-	-	-	-	-	-
8	8.64%-LIC Housing Finance Limited-May 2016	-	-	200	199.8	-	-	-	-	-	-	-	-
9	9.85%-HDFC Limited-Jun 2015	-	-	-	-	250	250.0	-	-	-	-	-	-
10	7.60%-Power Finance Corporation Limited-Dec 2015	-	-	-	-	100	99.6	-	-	-	-	-	-
11	8.90%-Power Grid Corporation Limited-Feb 2016	-	-	-	-	40	50.1	-	-	-	-	-	-
12	9.40%-LIC Housing Finance Limited-Feb 2016	-	-	-	-	250	249.4	-	-	-	-	-	-
13	9.20%-Power Grid Corporation Limited-Mar 2016	-	-	-	-	160	200.9	-	-	-	-	-	-
14	7.95 % Housing Development Finance Corporation Limited, Apr 2014	-	-	-	-	-	-	200	200.0	-	-	-	-
15	8.40 % Housing Development Finance Corporation Limited, Dec 2014	-	-	-	-	-	-	500	496.6	-	-	-	-
16	8.25 % IICI Home Finance Co. Ltd May 2014	-	-	-	-	-	-	250	250.0	-	-	-	-
17	11.35% IDBI Bank Ltd Dec 2013	-	-	-	-	-	-	-	-	450	458.0	-	-
18	7.95% Infrastructure Development Finance Company Ltd May 2014	-	-	-	-	-	-	250	250.0	200	203.5	-	-
19	9.20% Infrastructure Development Finance Company Ltd Feb 2015	-	-	-	-	-	-	200	198.9	-	-	-	-
20	9.80% LIC Housing Finance Ltd Jan 2015	-	-	-	-	-	-	100	99.9	-	-	-	-
21	9.39% LIC Housing Finance Ltd Feb 2015	-	-	-	-	-	-	50	49.8	-	-	-	-
22	9.45 % Rural Electrification Corporation Ltd Apr 2013	-	-	-	-	-	-	-	-	500	500.1	-	-
23	11.50% Rural Electrification Corporation Ltd Nov 2013	-	-	-	-	-	-	-	-	500	508.0	-	-
24	9.25% IDBI Bank Ltd Mar 2014	-	-	-	-	-	-	-	-	250	252.6	-	-
25	6.85 % India Infrastructure Finance Company Ltd (Tax Free), Jan 2014	-	-	-	-	-	-	-	-	1,000	100.0	-	-
26	6.85 % India Infrastructure Finance Company Ltd (Tax Free), Mar 2014	-	-	-	-	-	-	-	-	2,000	199.9	-	-
27	9.32 % Housing Development Finance Corporation Limited	-	-	-	-	-	-	-	-	-	-	250	252.4
28	7.65 % Housing Development Finance Corporation Limited	-	-	-	-	-	-	-	-	-	-	300	299.6
29	9.45 % Housing Development Finance Corporation Limited	-	-	-	-	-	-	-	-	-	-	250	248.4
30	9.40 % Power Finance Corporation Limited	-	-	-	-	-	-	-	-	-	-	350	354.9
31	7.60 % Rural Electrification Corporation Limited	-	-	-	-	-	-	-	-	-	-	100	100.0
32	9.60 % Reliance Capital Limited	-	-	-	-	-	-	-	-	-	-	500	500.2
33	Power Finance Corporation Ltd. 8.35 % May 2016	-	-	500	499.2	-	-	-	-	-	-	-	-
34	Indian Infrastructure Finance Company Limited (IIFCL) 6.85% Mar 2014	-	-	-	-	-	-	-	-	4,000	400.2	-	-
35	Indian Infrastructure Finance Company Limited (IIFCL) 6.85% Jan 2014	-	-	-	-	-	-	-	-	18,000	1,800.5	-	-
36	9.62% L&T Finance	-	-	-	-	-	-	28,106	28.1	-	-	-	-
37	11.35% IDBI Omni Bonds 2008-Sr.XV	-	-	-	-	-	-	-	-	100	100.0	-	-
38	8.48% IDFC	-	-	-	-	-	-	-	-	50	50.0	-	-
39	9.25% HDFC	-	-	-	-	-	-	-	-	50	50.0	-	-
40	9.75% HDFC	-	-	-	-	-	-	-	-	50	50.0	-	-
41	NCD Tata Capital Ltd. (12%)	-	-	-	-	-	-	-	-	50,000	50.0	-	-
42	6.85% IIFCL Bonds (Tax Free)	-	-	-	-	-	-	-	-	1,300	130.1	-	-
43	6.85% IIFCL Bonds (Tax Free)	-	-	-	-	-	-	-	-	200	20.1	-	-
44	9.50%-HOUSING DEVELOPMENT FINANCE CORPORATION LTD-14AUG2017	100	100.6	-	-	-	-	-	-	-	-	-	-
45	7.70% REC Ltd	-	-	-	-	-	-	50	49.4	-	-	-	-
46	6.05% IRFCL Tax Free Bonds Series	-	-	-	-	500	50.0	-	-	-	-	-	-
	TOTAL		847.6		1,996.9		900.0		1,622.7		4,873.0		1,755.5

NOTE - 17 Restated Consolidated Summary Statement of Current Investments (Continued..)

₹ in Million

Sr. No.	Scheme Name	Balance as on September 30, 2016		Balance as on March 31, 2016		Balance as on March 31, 2015		Balance as on March 31, 2014		Balance as on March 31, 2013		Balance as on March 31, 2012	
		Units	Amount	Units	Amount	Units	Amount	Units	Amount	Units	Amount	Units	Amount
Bonds and Non Convertible Debentures (Quoted)													
Investment in Mutual Funds													
Units of Dividend Oriented Debt Schemes of Mutual Funds (Quoted)													
1	HDFC Debt Fund for Cancer Cure 100% Dividend Donation-Mar 2017	15,00,000	15.0	15,00,000	15.0	-	-	-	-	-	-	-	-
2	IDFC FMP - 366 Days - Series 74 - Dividend	-	-	-	-	-	-	-	-	50,00,000	50.0	-	-
3	HDFC Debt Fund for Cancer Cure 100% Dividend Donation-Mar 2017	-	-	-	-	-	-	-	-	5,00,000	5.0	5,00,000	5.0
4	DWS Fixed Term Fund Series 5-Dividend Plan - Payout	-	-	-	-	-	-	-	-	-	-	30,00,000	30.0
5	IDFC Fixed Maturity Plan Yearly Series 63-Dividend	-	-	-	-	-	-	-	-	-	-	92,25,757	92.3
6	Kotak FMP Series 72 - Dividend	-	-	-	-	-	-	-	-	-	-	40,00,000	40.0
7	Kotak FMP Series 75 - Dividend	-	-	-	-	-	-	-	-	-	-	40,00,000	40.0
8	Kotak Floater Short Term -Daily Dividend	-	-	-	-	-	-	-	-	-	-	4,53,126	4.6
9	Kotak Liquid -Institutional Premium-Daily Dividend	-	-	-	-	-	-	-	-	-	-	1,47,286	1.8
10	Birla Savings Fund -Institutional-Daily Dividend -Reinvestment	-	-	-	-	-	-	-	-	-	-	19,261	1.9
11	Birla Savings Fund -Institutional-Daily Dividend -Reinvestment	-	-	-	-	-	-	-	-	-	-	1,76,555	17.7
12	Birla Short Term Fund - Monthly Dividend - Reinvestment	-	-	-	-	-	-	-	-	-	-	29,26,148	32.3
13	Birla Fixed Term Plan Series EI - Dividend Payout	-	-	-	-	-	-	-	-	-	-	60,43,399	60.4
14	Birla Fixed Term Plan Series EP - Dividend Payout	-	-	-	-	-	-	-	-	-	-	39,03,331	39.0
15	Birla Cash Plus-Institutional Premium-Daily Dividend-Reinvestment	-	-	-	-	-	-	-	-	-	-	9,646	1.0
16	Birla Fixed Term Plan Series EB Dividend Payout	-	-	-	-	-	-	-	-	-	-	30,00,000	30.0
17	Birla Fixed Term Plan Series EF Dividend Payout	-	-	-	-	-	-	-	-	-	-	30,00,000	30.0
18	Reliance Fixed Horizon Fund -XXI -Series 2 - Dividend Plan	-	-	-	-	-	-	-	-	-	-	43,76,970	43.8
19	Birla Fixed Term Plan Series EM Dividend Payout	-	-	-	-	-	-	-	-	-	-	45,00,000	45.0
20	DSP BlackRock Fixed Maturity Plan-12M-Series 23-Dividend	-	-	-	-	-	-	-	-	-	-	40,00,000	40.0
21	DSP BlackRock Fixed Maturity Plan-12M-Series 19-Dividend	-	-	-	-	-	-	-	-	-	-	45,02,663	45.0
22	Kotak FMP Series 69-Dividend	-	-	-	-	-	-	-	-	-	-	35,00,000	35.0
23	ICICI Prudential Flexible Income Plan	-	-	-	-	-	-	-	-	-	-	6,255	0.7
24	Kotak FMP Series 79-Dividend	-	-	-	-	-	-	-	-	-	-	37,79,841	37.7
TOTAL			15.0		15.0						55.0		673.2
Units Of Growth Oriented Debt Schemes Of Mutual Funds													
1	Kotak Credit Opportunities Fund - Growth	-	-	-	-	-	-	-	-	-	-	1,00,00,000	100.0
2	Tata FMP - Series 34 - Plan C - Growth	-	-	-	-	-	-	-	-	-	-	48,00,000	48.0
3	AXIS MF Fixed Term Plan Series 56 Direct	-	-	-	-	-	-	50,00,000	50.0	-	-	-	-
4	AXIS Yearly Interval Fund Sr-1-Direct-Growth	-	-	-	-	-	-	50,03,680	50.0	-	-	-	-
5	Birla Fixed Term Plan Series GM GZ Direct	-	-	-	-	-	-	-	-	65,86,277	65.9	-	-
6	Birla Sunlife Inter Income Plan 3 Direct	-	-	-	-	-	-	-	-	42,58,807	42.6	-	-
7	Birla Inter Income Fund -Plan 5 Direct -Growth	-	-	-	-	-	-	82,66,209	90.0	58,64,648	58.6	-	-
8	Birla Fixed Term Plan Series FO - Growth	-	-	-	-	-	-	-	-	25,00,000	25.0	-	-
9	Birla Sunlife FP- Sr HD -GZ -Direct	-	-	-	-	-	-	-	-	77,88,808	77.9	-	-
10	Birla Sunlife FTP Sr-KC-Direct -Growth	-	-	-	-	-	-	71,86,155	71.9	-	-	-	-
11	Birla Sunlife FTP Sr KK Direct Growth	-	-	-	-	-	-	46,58,410	46.6	-	-	-	-
12	Birla Sunlife FTP Sr-KM Direct Growth	-	-	-	-	-	-	56,00,000	56.0	-	-	-	-
13	Birla Sunlife FTP Sr KQ Direct Growth	-	-	-	-	-	-	84,92,604	84.9	-	-	-	-
14	DSP Blackrock FMP Sr 109-12M- Direct Growth	-	-	-	-	-	-	57,20,279	57.2	-	-	-	-
15	DSP BlackRock FMP Sr146 - 12M -Direct	-	-	-	-	-	-	71,45,127	71.5	-	-	-	-
16	DSP BR FMP Sr153 12M Direct Growth	-	-	-	-	-	-	1,63,96,716	164.0	-	-	-	-
17	DSP Blackrock FMP Sr149 12m Direct Growth	-	-	-	-	-	-	40,15,031	40.2	-	-	-	-
18	DSP BlackRock Fixed Maturity Plan-12M-Series 86-Direct	-	-	-	-	-	-	-	-	36,68,269	36.7	-	-
19	DSP BlackRock Fixed Maturity Plan-12M-Series 84-Direct	-	-	-	-	-	-	-	-	65,31,135	65.3	-	-
20	DSP BlackRock Fixed Maturity Plan-12M-Series 48-Growth	-	-	-	-	-	-	-	-	1,00,00,000	100.0	-	-
21	DSP BlackRock Fixed Maturity Plan-12M-Series 57-Growth	-	-	-	-	-	-	-	-	59,77,907	59.8	-	-
22	DSP Black Rock FMP Sr 91 - 12M	-	-	-	-	-	-	60,00,000	60.0	60,00,000	60.0	-	-

NOTE - 17 Restated Consolidated Summary Statement of Current Investments (Continued..)

₹ in Million

Sr. No.	Scheme Name	Balance as on September 30, 2016		Balance as on March 31, 2016		Balance as on March 31, 2015		Balance as on March 31, 2014		Balance as on March 31, 2013		Balance as on March 31, 2012	
		Units	Amount	Units	Amount	Units	Amount	Units	Amount	Units	Amount	Units	Amount
Units Of Growth Oriented Debt Schemes Of Mutual Funds													
23	DWS Fixed Term Fund Series 29	-	-	-	-	-	-	-	-	60,00,000	60.0	-	-
24	DWS FMP Sr 24 Direct Growth	-	-	-	-	-	-	-	-	17,76,970	17.8	-	-
25	DWS FMP Sr-48 Direct-Growth	-	-	-	-	-	-	50,00,000	50.0	-	-	-	-
26	DWS FMP Sr-50 Direct Growth	-	-	-	-	-	-	26,44,608	26.4	-	-	-	-
27	DWSFMP Sr 63 Direct Growth	-	-	-	-	-	-	65,00,000	65.0	-	-	-	-
28	DWS FTP Sr-46-Direct-Growth	-	-	-	-	-	-	48,08,967	48.1	-	-	-	-
29	HDFC Income Fund-Long Term Direct -Growth	-	-	-	-	-	-	-	-	64,92,207	132.7	-	-
30	HDFC 390D Mar 2012 (1) - Growth Sr XXI	-	-	-	-	-	-	-	-	48,63,310	48.6	-	-
31	HDFC 370D May 2012 (3) - Growth	-	-	-	-	-	-	-	-	66,01,620	66.0	-	-
32	HDFC FMP 384D Mar 2013(1)	-	-	-	-	-	-	30,00,000	30.0	30,00,000	30.0	-	-
33	HDFC Annual Interval Fund Sr-1-A-Dir-Gwo	-	-	-	-	-	-	57,56,369	63.0	57,50,635	57.5	-	-
34	HDFC FMP 370D Mar2014 (1)-Direct-Growth	-	-	-	-	-	-	43,84,836	43.8	-	-	-	-
35	HDFC FMP 371D Feb 2014(2) Sr 29 Direct Growth	-	-	-	-	-	-	60,00,000	60.0	-	-	-	-
36	HDFC FMP 377Days Mar 2014 (1) Direct Growth	-	-	-	-	-	-	1,44,68,207	144.7	-	-	-	-
37	ICICI Prudential Fixed Maturity Plan-Series 66-366 days F	-	-	-	-	-	-	-	-	30,00,000	30.0	-	-
38	ICICI Prudential Fixed Maturity Plan-Series 67-366 days Plan D	-	-	-	-	-	-	-	-	1,13,15,606	113.2	-	-
39	ICICI Prudential Fixed Maturity Plan-Series 67-371 days Plan E	-	-	-	-	-	-	44,00,000	44.0	44,00,000	44.0	-	-
40	ICICI Prudential Fixed Maturity Plan-Series 64-367 days Plan B Cumulative	-	-	-	-	-	-	-	-	57,02,310	57.0	-	-
41	ICICI Prudential Fixed Maturity Plan-Series 64-367 days Plan D Cumulative	-	-	-	-	-	-	-	-	50,00,000	50.0	-	-
42	ICICI Prudential Fixed Maturity Plan-Series 64-367 days Plan J Cumulative	-	-	-	-	-	-	-	-	39,20,550	39.2	-	-
43	ICICI FMP Sr-72 Plan K-Direct Growth	-	-	-	-	-	-	34,83,042	34.8	-	-	-	-
44	ICICI FMP Sr73 Plan P-Direct Gr	-	-	-	-	-	-	1,23,03,571	123.0	-	-	-	-
45	ICICI Pru FMP Sr-73 Plan A Direct Cumulative	-	-	-	-	-	-	32,84,400	32.8	-	-	-	-
46	ICICI Pru Interval Fund Sr-VI-Annual Plan C-	-	-	-	-	-	-	58,87,877	64.4	-	-	-	-
47	IDFC Fixed Maturity Plan Yearly Series 74-Growth	-	-	-	-	-	-	-	-	64,25,658	64.3	-	-
48	IDFC FTP Sr 24 - Direct- Growth	-	-	-	-	-	-	60,00,000	60.0	-	-	-	-
49	IDFC FTP Sr 27 - Direct- Growth	-	-	-	-	-	-	30,00,000	30.0	-	-	-	-
50	IDFC FTP Sr 83 - Direct- Growth	-	-	-	-	-	-	69,03,865	69.0	-	-	-	-
51	Kotak FMP Series 84-Growth	-	-	-	-	-	-	-	-	72,50,000	72.5	-	-
52	Kotak FMP Sr 102 Direct growth	-	-	-	-	-	-	89,39,774	89.4	89,39,774	89.4	-	-
53	Reliance Annual Interval Fund -Series I -Institutional Growth Plan	-	-	-	-	-	-	-	-	58,11,071	64.0	-	-
54	Reliance Yearly Interval Fund Sr 3 Dir- Gro	-	-	-	-	-	-	-	-	44,19,655	44.2	-	-
55	Reliance Fixed Horizon Fund XXV Sr-18 Direct	-	-	-	-	-	-	40,00,000	40.0	-	-	-	-
56	Reliance Fixed Horizon Fund -XXV-Sr24-Direct	-	-	-	-	-	-	50,00,000	50.0	-	-	-	-
57	Reliance Fixed Horizon Fund XXV Sr 26 -Direct	-	-	-	-	-	-	48,40,140	48.4	-	-	-	-
58	Reliance Yearly Interval Fund Sr 5 Direct	-	-	-	-	-	-	44,96,857	49.0	-	-	-	-
59	Religare FMP Sr XVIII Plan A	-	-	-	-	-	-	-	-	40,00,000	40.0	-	-
60	Religare FMP Sr XVIII Plan D	-	-	-	-	-	-	-	-	45,00,000	45.0	-	-
61	Religare FMP Sr XVIII Plan E	-	-	-	-	-	-	60,00,000	60.0	60,00,000	60.0	-	-
62	Religare FMP Sr XVII Plan E Direct	-	-	-	-	-	-	-	-	39,38,774	39.4	-	-
63	Religare FMP Sr23 Plan B-Direct	-	-	-	-	-	-	43,07,088	43.1	-	-	-	-
64	Sundaram Fixed Term Plan CQ 370 days - Growth	-	-	-	-	-	-	-	-	92,50,535	92.5	-	-
65	Sundaram FTP Sr.DE 366 days\	-	-	-	-	-	-	-	-	81,35,988	81.4	-	-
66	Sundaram FTP DE 367 Days Direct Growth	-	-	-	-	-	-	53,60,560	53.6	-	-	-	-
67	Sundaram FTP Plan FB 369Days -Direct Growth	-	-	-	-	-	-	94,55,439	94.6	-	-	-	-
68	Sundaram FTP Plan FF-Direct Growth	-	-	-	-	-	-	40,04,334	40.1	-	-	-	-
69	Birla Sunlife FTP - Sr HD - GZ- Direct	-	-	-	-	-	-	-	-	46,18,932	46.2	-	-
70	Birla Fixed Term Plan Series GG-GZ	-	-	-	-	-	-	-	-	32,51,688	32.5	-	-

NOTE - 17 Restated Consolidated Summary Statement of Current Investments (Continued..)

₹ in Million

Sr. No.	Scheme Name	Balance as on September 30, 2016		Balance as on March 31, 2016		Balance as on March 31, 2015		Balance as on March 31, 2014		Balance as on March 31, 2013		Balance as on March 31, 2012	
		Units	Amount	Units	Amount	Units	Amount	Units	Amount	Units	Amount	Units	Amount
Units Of Growth Oriented Debt Schemes Of Mutual Funds													
71	Birla Fixed Term Plan Series GQ Direct	-	-	-	-	-	-	-	-	49,13,685	49.1	-	-
72	Birla Sunlife Inter Income Plan 1 -GZ Growth	-	-	-	-	-	-	-	-	32,58,270	32.6	-	-
73	Birla Fixed Term Plan Series JY - Direct - Gr	-	-	-	-	-	-	35,44,730	35.4	-	-	-	-
74	Birla Fixed Term Plan Series KI - Direct - Gr	-	-	-	-	-	-	56,30,000	56.3	-	-	-	-
75	Birla Fixed Term Plan Series KQ - Direct - Gr	-	-	-	-	-	-	50,36,298	50.4	-	-	-	-
76	Birla Fixed Term Plan Series HL - Direct - Gr	-	-	-	-	-	-	25,62,575	25.6	-	-	-	-
77	Kotak FMP Series 96 - Direct -GW	-	-	-	-	-	-	-	-	42,75,031	42.7	-	-
78	Reliance Yearly Interval Fund Sr 2 367 days	-	-	-	-	-	-	43,60,000	43.6	40,00,000	40.0	-	-
79	Reliance Yearly Interval Fund-Sr-5-Direct Plan - Growth	-	-	-	-	-	-	35,50,000	35.5	30,00,000	30.0	-	-
80	Reliance Fixed Horizon Fund Sr 15	-	-	-	-	-	-	30,00,000	30.0	-	-	-	-
81	Reliance Fixed Horizon Fund XXV Sr 26	-	-	-	-	-	-	40,00,000	40.0	-	-	-	-
82	Reliance Yearly Interval Fund Sr 4	-	-	-	-	-	-	45,67,712	50.0	-	-	-	-
83	DSP BlackRock FMP Sr 146-12M Growth	-	-	-	-	-	-	60,20,501	60.2	-	-	-	-
84	DSP BlackRock FMP Sr 84 - Dir-Growth	-	-	-	-	-	-	-	-	55,03,150	55.0	-	-
85	ICICI Prudential FMP Sr 72 - Plan R	-	-	-	-	-	-	59,11,402	59.1	-	-	-	-
86	ICICI Prudential FMP Sr 66- 368 Dy Plan B -Direct	-	-	-	-	-	-	-	-	54,03,723	54.0	-	-
87	Reliance Yearly Interval Fund-Series 2- Direct Plan- Growth	-	-	-	-	-	-	54,98,433	60.0	54,99,600	55.0	-	-
88	Reliance Fixed Horizon Fund - XXIV 11 Direct Plan	-	-	39,48,606	39.5	-	-	39,48,606	39.5	-	-	-	-
89	Birla Sun Life Interval Income Fund - Annual Plan 5 - Gr.-Direct	82,66,209	90.0	82,66,209	90.0	82,66,209	90.0	-	-	-	-	-	-
90	Birla Sun Life Fixed Term Plan - Series KC (368days) - Gr. Direct	71,86,155	71.9	71,86,155	71.8	-	-	-	-	-	-	-	-
91	Birla Sun Life Fixed Term Plan - Series KK (367days) - Gr. Direct	46,58,410	46.6	46,58,410	46.6	-	-	-	-	-	-	-	-
92	Birla Sun Life Fixed Term Plan - Series KM (368days) - Gr. Direct	56,00,000	56.0	56,00,000	56.0	-	-	-	-	-	-	-	-
93	Birla Sun Life Fixed Term Plan - Series KQ (368days) - Gr. Direct	84,92,604	84.9	84,92,604	84.9	-	-	-	-	-	-	-	-
94	DSP BlackRock FMP S146-12M-Dir-G	71,45,127	71.5	71,45,127	71.5	-	-	-	-	-	-	-	-
95	DSP BlackRock FMP S153-12M-Dir-G	41,10,415	41.1	41,10,415	41.1	-	-	-	-	-	-	-	-
96	DSP BlackRock FMP S149-12M-Dir-G	40,15,031	40.2	40,15,031	40.1	-	-	-	-	-	-	-	-
97	DSP BlackRock FMP S161-12M-Dir-G Mat Dt 20.04.15	-	-	-	-	65,49,900	65.5	-	-	-	-	-	-
98	DSP BlackRock FMP S109-12M-Dir-Growth	-	-	57,20,279	57.2	-	-	-	-	-	-	-	-
99	DHFL Pramerica Fixed Maturity Plan Series 63 - Direct Plan - Growth	-	-	-	-	65,00,000	65.0	-	-	-	-	-	-
100	DHFL Pramerica Fixed Maturity Plan Series 70 (2 Years)- Direct Plan -	-	-	1,38,027	1.4	-	-	-	-	-	-	-	-
101	HDFC FMP 370D Apr 2014 (2) - Direct Plan- GR	-	-	-	-	40,79,690	40.8	-	-	-	-	-	-
102	HDFC Annual Interval Fund Sr1-Plan A - Direct Plan- GR	57,56,369	63.0	57,56,369	63.0	57,56,369	63.0	-	-	-	-	-	-
103	HDFC FMP 377Days March2014 (1) - Direct Plan- GR	-	-	-	-	1,44,68,207	144.7	-	-	-	-	-	-
104	ICICI Prudential Fixed Maturity Plan-Series 73-369 days Plan S - Direct	-	-	-	-	47,93,668	47.9	-	-	-	-	-	-
105	ICICI Prudential Fixed Maturity Plan-Series 74-370 days Plan V - Direct	-	-	-	-	40,00,000	40.0	-	-	-	-	-	-
106	ICICI Prudential Fixed Maturity Plan-Series 74-369 days Plan I - Direct	-	-	-	-	55,65,133	55.7	-	-	-	-	-	-
107	ICICI Prudential Interval Fund Sr-VI-Annual Interval Plan C- Direct Plan-Cum	58,87,877	64.4	58,87,877	64.4	58,87,877	64.4	-	-	-	-	-	-
108	ICICI Prudential Fixed Maturity Plan-Series 72-366 days Plan K - Direct	34,83,042	34.8	34,83,042	34.8	-	-	-	-	-	-	-	-
109	IDFC Fixed Term Plan Series 83 - Direct Plan - Growth	34,22,759	34.2	34,22,759	34.2	-	-	-	-	-	-	-	-
110	IDFC Fixed Term Plan Series 24 - Direct Plan - Growth	-	-	60,00,000	60.0	-	-	-	-	-	-	-	-
111	IDFC Fixed Term Plan Series 27 - Direct Plan - Growth	-	-	30,00,000	30.0	-	-	-	-	-	-	-	-
112	Reliance Yearly Interval Fund - Series 5 - Direct Plan Growth Plan	44,96,857	49.0	44,96,857	49.0	44,96,857	49.0	-	-	-	-	-	-
113	Reliance Fixed Horizon Fund - XXV - Series 18 - Direct Plan Growth Plan	40,00,000	40.0	40,00,000	40.0	-	-	-	-	-	-	-	-
114	Sundaram Fixed Term Plan DO 366 Days Direct Growth	-	-	53,60,560	53.6	-	-	-	-	-	-	-	-
115	Birla Fixed Term Plan Series HL - Direct - Gr	-	-	25,62,575	25.6	-	-	-	-	-	-	-	-
116	Birla Fixed Term Plan Series JY - Direct - Gr	35,44,730	35.5	35,44,730	35.5	-	-	-	-	-	-	-	-
117	Birla Fixed Term Plan Series KI - Direct - Gr	56,30,000	56.3	56,30,000	56.3	-	-	-	-	-	-	-	-
118	Birla Fixed Term Plan Series KQ - Direct - Gr	50,36,298	50.4	50,36,298	50.4	-	-	-	-	-	-	-	-
119	Reliance Fixed Horizon Fund Sr 15-Direct Plan - Growth	30,00,000	30.0	30,00,000	30.0	-	-	-	-	-	-	-	-
120	Reliance Yearly Interval Fund Sr 2 367 days	39,95,528	43.6	39,95,528	43.6	39,95,528	43.6	-	-	-	-	-	-

NOTE - 17 Restated Consolidated Summary Statement of Current Investments (Continued..)

₹ in Million

Sr. No.	Scheme Name	Balance as on September 30, 2016		Balance as on March 31, 2016		Balance as on March 31, 2015		Balance as on March 31, 2014		Balance as on March 31, 2013		Balance as on March 31, 2012	
		Units	Amount	Units	Amount	Units	Amount	Units	Amount	Units	Amount	Units	Amount
Units Of Growth Oriented Debt Schemes Of Mutual Funds													
121	Reliance Yearly Interval Fund-Sr-5-Direct Plan - Growth	32,57,927	35.5	32,57,927	35.5	32,57,927	35.5	-	-	-	-	-	-
122	Reliance Yearly Interval Fund Sr 4 - Direct Plan - Growth	45,67,712	50.0	45,67,712	50.0	45,67,712	50.0	-	-	-	-	-	-
123	Reliance Fixed Horizon Fund XXVI Sr 31 - Direct Plan - Growth	-	-	-	-	40,00,000	40.0	-	-	-	-	-	-
124	DWS Fixed Term Fund Series 80-Growth Plan	-	-	-	-	-	-	-	-	-	-	31,11,791	31.1
125	HDFC Floating Rate Income Fund-Long Term Plan -Growth	-	-	-	-	-	-	-	-	-	-	64,92,207	118.2
126	HDFC 370D May 2011 (1) - Growth	-	-	-	-	-	-	-	-	-	-	60,00,000	60.0
127	HDFC 370D June 2011 (4) - Growth	-	-	-	-	-	-	-	-	-	-	50,08,479	50.1
128	HDFC 390D March 2012 (1) - Growth	-	-	-	-	-	-	-	-	-	-	48,63,310	48.6
129	IDFC Fixed Maturity Plan Yearly Series 43-Growth	-	-	-	-	-	-	-	-	-	-	58,54,440	58.5
130	IDFC Fixed Maturity Plan Yearly Series 45-Growth	-	-	-	-	-	-	-	-	-	-	30,00,000	30.0
131	Kotak FMP Series 57 -Growth	-	-	-	-	-	-	-	-	-	-	43,28,954	43.3
132	Kotak FMP Series 83-Growth	-	-	-	-	-	-	-	-	-	-	36,37,019	36.4
133	Kotak FMP Series 84-Growth	-	-	-	-	-	-	-	-	-	-	72,50,000	72.5
134	Kotak FMP Series 52 - Growth	-	-	-	-	-	-	-	-	-	-	10,00,000	10.0
135	ICICI Prudential Fixed Maturity Plan-Series 56-1 Year Plan E Cumulative	-	-	-	-	-	-	-	-	-	-	51,97,878	52.0
136	ICICI Prudential Fixed Maturity Plan-Series 55-1 Year Plan G Cumulative	-	-	-	-	-	-	-	-	-	-	35,00,000	35.0
137	ICICI Prudential Fixed Maturity Plan-Series 59-1 Year Plan A Cumulative	-	-	-	-	-	-	-	-	-	-	40,00,000	40.0
138	ICICI Prudential Fixed Maturity Plan-Series 63-1 Year Plan B Cumulative	-	-	-	-	-	-	-	-	-	-	75,08,516	75.1
139	ICICI Prudential Fixed Maturity Plan-Series 63-1 Year Plan C Cumulative	-	-	-	-	-	-	-	-	-	-	40,00,000	40.0
140	ICICI Prudential Flexible Income Plan Premium -DDR	-	-	-	-	-	-	-	-	-	-	3,85,739	40.8
141	ICICI Prudential FMP Sr 61- 1 yr Plan A	-	-	-	-	-	-	-	-	-	-	50,00,000	50.0
142	Reliance Fixed Horizon Fund -XIX -Series 4 - Growth Plan	-	-	-	-	-	-	-	-	-	-	58,01,647	58.0
143	Reliance Fixed Horizon Fund -XXI -Series 12 - Growth Plan	-	-	-	-	-	-	-	-	-	-	36,50,000	36.5
144	Reliance Liquid Fund - Treasury Plan -Inst-DDR	-	-	-	-	-	-	-	-	-	-	29,67,877	45.4
145	Reliance FHF XXI -Sr 6- Growth	-	-	-	-	-	-	-	-	-	-	50,00,000	50.0
146	SBI Debt Fund Series - 367 Days -17-Growth	-	-	-	-	-	-	-	-	-	-	1,10,00,000	110.0
147	Sundaram Fixed Term Plan BD 366 days - Growth	-	-	-	-	-	-	-	-	-	-	60,00,000	60.0
148	Sundaram Fixed Term Plan BE 366 days - Growth	-	-	-	-	-	-	-	-	-	-	40,00,000	40.0
149	Sundaram Fixed Term Plan CQ 370 days - Growth	-	-	-	-	-	-	-	-	-	-	92,50,535	92.5
150	Birla Fixed Term Plan Series EW - Growth	-	-	-	-	-	-	-	-	-	-	52,99,700	53.0
151	Birla Fixed Term Plan Series FA - Growth	-	-	-	-	-	-	-	-	-	-	42,46,499	42.5
152	Birla Fixed Term Plan Series DH Growth	-	-	-	-	-	-	-	-	-	-	30,00,000	30.0
153	Birla Fixed Term Plan Series DL Growth	-	-	-	-	-	-	-	-	-	-	15,00,000	15.0
154	DSP BlackRock FMP S161-12M-Growth Direct Maturity 20 April 15	65,49,900	65.5	-	-	-	-	-	-	-	-	-	-
155	HDFC FMP 370D MAR2014 (1) - DIRECT-GROWTH	43,84,836	43.8	-	-	-	-	-	-	-	-	-	-
156	HDFC FMP 371D FEB 2014(2) SR 29 - DIRECT-GROWTH	-	60.0	-	-	-	-	-	-	-	-	-	-
157	ICICI Prudential Fixed Maturity Plan-Series 73-369 days Plan S - Direct Plan-Cumulative	47,93,668	47.9	-	-	-	-	-	-	-	-	-	-
158	HDFC FMP 370D APR 2014 (2) - DIRECT-GROWTH	40,79,690	40.8	-	-	-	-	-	-	-	-	-	-
159	HDFC FMP 377DAYS MARCH2014 (1) - DIRECT - GR	1,44,68,207	144.7	-	-	-	-	-	-	-	-	-	-
160	ICICI PRUDENTIAL FIXED MATURITY PLAN-SERIES 73-366 DAYS PLAN A - DIRECT PLAN-CUM	32,84,400	32.8	-	-	-	-	-	-	-	-	-	-
161	ICICI PRUDENTIAL FIXED MATURITY PLAN-SERIES 73-369 DAYS PLAN P - DIRECT PLAN-CUM	1,23,03,571	123.0	-	-	-	-	-	-	-	-	-	-
162	RELIANCE FIXED HORIZON FUND - XXV - SERIES 24 - DIRECT GROWTH	50,00,000	50.0	-	-	-	-	-	-	-	-	-	-
163	RELIANCE FIXED HORIZON FUND - XXV - SERIES 26 - DIRECT GROWTH	48,40,140	48.4	-	-	-	-	-	-	-	-	-	-

NOTE - 17 Restated Consolidated Summary Statement of Current Investments (Continued..)

₹ in Million

Sr. No.	Scheme Name	Balance as on September 30, 2016		Balance as on March 31, 2016		Balance as on March 31, 2015		Balance as on March 31, 2014		Balance as on March 31, 2013		Balance as on March 31, 2012	
		Units	Amount	Units	Amount	Units	Amount	Units	Amount	Units	Amount	Units	Amount
Units Of Growth Oriented Debt Schemes Of Mutual Funds													
164	ICICI PRUDENTIAL FIXED MATURITY PLAN-SERIES 74-369 DAYS PLAN I - DIRECT PLAN-CUM	55,65,133	55.7	-	-	-	-	-	-	-	-	-	-
165	ICICI PRUDENTIAL FIXED MATURITY PLAN-SERIES 74-370 DAYS PLAN V - DIRECT PLAN-CUM	40,00,000	40.0	-	-	-	-	-	-	-	-	-	-
166	RELIANCE FIXED HORIZON FUND - XXV - SERIES 26 - DIRECT GROWTH	40,00,000	40.0	-	-	-	-	-	-	-	-	-	-
167	RELIANCE FIXED HORIZON FUND - XXVI - SERIES 31 - DIRECT GROWTH	40,00,000	40.0	-	-	-	-	-	-	-	-	-	-
168	HDFC FMP 370D Jan 2014-1-Direct	-	-	-	-	20,00,000	20.0	-	-	-	-	-	-
	Total		1,921.5		1,356.0		915.1		2,985.1		2,467.6		1,672.5
(b) Earmarked Funds													
Investments in Mutual Fund													
Units Of Growth Oriented Debt Schemes Of Mutual Funds													
1	Tata FMP - Series 34 - Plan C - Growth	-	-	-	-	-	-	-	-	-	-	18,00,000	18.0
2	Tata FMP - Series 34 - Plan B - Growth	-	-	-	-	-	-	-	-	-	-	60,00,000	60.0
3	SBI Magnum DFS - 370 Days - 11 - Growth	-	-	-	-	-	-	-	-	-	-	30,00,000	30.0
4	Birla Sun Life FTP - Series DB - Growth	-	-	-	-	-	-	-	-	-	-	30,00,000	30.0
5	Religare FMP - Series VII - Plan C - Growth	-	-	-	-	-	-	-	-	-	-	30,00,000	30.0
6	Tata FMP - Series 34 - Plan C - Growth	-	-	-	-	-	-	-	-	-	-	32,00,000	32.0
7	DHFL Pramerica Fixed Maturity Plan Series 70 (2 Years)- Direct Plan - Growth	1,38,027	1.4	-	-	-	-	-	-	-	-	-	-
	Total		1.4		-		-		-		-		200.0

NOTE - 18 Restated Consolidated Summary Statement of Trade Receivables

(₹ in Million)

Particulars	As at September 30, 2016	As at March 31, 2016	As at March 31, 2015	As at March 31, 2014	As at March 31, 2013	As at March 31, 2012
1. Secured and Considered Good						
- Outstanding for a period exceeding six months	7.6	8.8	6.0	11.1	9.4	10.9
- Other Debts	139.6	122.2	135.5	140.3	110.1	57.9
2. Unsecured and Considered Good						
- Outstanding for a period exceeding six months	47.5	55.1	61.3	24.4	53.6	19.1
- Other Debts	429.6	285.8	145.3	159.7	169.6	248.9
3. Unsecured and Considered Doubtful						
- Outstanding for a period exceeding six months	144.5	71.0	111.4	87.7	84.1	54.8
- Other Debts	10.7	44.1	-	0.1	1.3	-
Less: Provision for Doubtful Debts	(155.2)	(115.1)	(111.4)	(87.8)	(85.4)	(54.8)
Add: Share in Joint Venture	14.6	8.0	11.9	8.8	1.3	2.1
Total	638.9	479.9	360.0	344.3	344.0	338.9

Note :

There are no amounts recoverable from the directors or entity related to directors of the company.

NOTE - 19 Restated Consolidated Summary Statement of Cash and Bank Balances

(₹ in Million)

Particulars	As at September 30, 2016	As at March 31, 2016	As at March 31, 2015	As at March 31, 2014	As at March 31, 2013	As at March 31, 2012
1. Cash on Hand	-	0.1	-	-	-	0.2
2. Cheque in Hand	-	3.1	-	6.6	7.1	-
3. Balance with Scheduled Banks						
Owned						
- In Current Accounts	169.5	171.3	118.0	1,212.8	875.0	109.7
- In Deposit Accounts	7,191.5	5,735.0	5,875.8	6,263.0	17,188.2	19,756.9
	7,361.0	5,906.3	5,993.8	7,475.8	18,063.2	19,866.6
Earmarked						
- In Current Accounts	1,082.0	2,023.4	552.8	37.1	3.4	30.0
- In Deposit Accounts	6,298.2	6,413.7	7,494.3	7,019.7	2,293.6	2,171.6
	7,380.2	8,437.1	8,047.1	7,056.8	2,297.0	2,201.6
Earmarked - Core Settlement Guarantee Fund						
- In Current Accounts	4.9	8.9	60.0	-	-	-
- In Deposit Accounts	2,172.4	1,734.7	293.3	36.8	-	-
	2,177.3	1,743.6	353.3	36.8	-	-
Add: Share in Joint Venture	2.4	10.6	130.6	118.6	117.0	134.1
Total	16,920.9	16,100.8	14,524.8	14,694.6	20,484.3	22,202.5
Notes :						
Balances in Deposit Account with Banks includes balances which have an original maturity more than 12 months	2,098.4	2,834.1	665.6	405.3	4,798.3	5,515.2
Of the above, balances that meet the definition of cash and cash equivalent as per Accounting Standard 3 Cash Flow Statements	2,379.4	3,376.3	3,438.2	1,707.3	3,437.7	4,693.9

NOTE - 20 Restated Consolidated Summary Statement of Short-term Loans and Advances

(₹ in Million)

Particulars	As at September 30, 2016	As at March 31, 2016	As at March 31, 2015	As at March 31, 2014	As at March 31, 2013	As at March 31, 2012
1. Unsecured and Considered Good						
- Advances to Staff	4.7	4.8	5.4	4.9	5.1	4.0
- Advances Recoverable in Cash or in Kind or for value to be received	38.7	45.7	106.7	19.8	21.7	29.2
- Prepaid Expenses	287.1	51.6	41.5	65.7	36.1	14.9
- Balances with Government Authorities						
CENVAT Credit Receivable	65.6	77.3	75.7	60.5	77.3	61.3
Receivable from Selling Shareholder	82.3	17.0	17.0	17.0	8.5	-
Minimum Alternate Tax Credit Entitlement	63.8	-	-	-	-	-
Add: Share in Joint Venture	1.0	0.6	0.7	0.9	0.3	0.3
Total (A)	543.2	197.0	247.0	168.8	149.0	109.7
2. Unsecured and Considered Doubtful	77.1	77.1	77.1	77.1	77.1	77.1
Less: Provision for Doubtful Advances	(77.1)	(77.1)	(77.1)	(77.1)	(77.1)	(77.1)
Total (B)	-	-	-	-	-	-
Total (A + B)	543.2	197.0	247.0	168.8	149.0	109.7

Note :

There are no amounts recoverable from the directors or entity related to directors of the company.

NOTE - 21 Restated Consolidated Summary Statement of Other Current Assets

(₹ in Million)

Particulars	As at September 30, 2016	As at March 31, 2016	As at March 31, 2015	As at March 31, 2014	As at March 31, 2013	As at March 31, 2012
Receivable from Mutual Funds						
Owned	-	-	-	-	1,828.9	10.0
Earmarked	-	-	-	-	6.4	18.5
Accrued Interest						
Owned						
- On Deposits	88.9	68.6	21.4	74.2	32.1	85.2
- On Investments	750.6	578.4	437.0	431.9	259.0	294.5
Earmarked						
- On Deposits	171.8	124.9	63.6	7.0	1.7	19.6
- On Investments	14.8	28.9	51.8	-	-	-
Earmarked - Core Settlement Guarantee Fund						
- On Deposits	109.2	43.1	-	0.3	-	-
- On Investments	-	0.5	10.8	-	-	-
Add: Share in Joint Venture	0.7	1.1	12.6	15.3	28.3	22.5
Total	1,136.0	845.5	597.2	528.7	2,156.4	450.3

NOTE - 22 Restated Consolidated Summary Statement of Income from Securities Services

(₹ in Million)

Particulars	For the six months ended september 30, 2016	For the year ended				
		March 31, 2016	March 31, 2015	March 31, 2014	March 31, 2013	March 31, 2012
Transaction Charges	485.0	549.6	504.9	294.0	317.1	376.3
Income from Depository Services	700.9	1,226.8	1,045.5	870.6	905.3	955.9
Treasury Income on Clearing and Settlement Funds	181.2	413.0	531.9	439.2	339.3	459.2
Auction Charges	4.4	8.3	10.0	6.0	27.2	43.5
Charges Recovered	95.4	189.7	203.2	211.4	289.1	277.3
Annual Subscription and Admission Fees	17.3	17.6	17.3	15.6	16.2	17.3
Processing Fees	12.5	7.2	22.1	22.3	30.6	36.8
Clearing and Settlement Services	-	-	-	12.0	10.0	10.0
Charges Recovered Earmarked	-	-	0.9	1.3	1.5	-
Share in Joint Venture	-	17.9	0.7	-	-	6.7
Total	1,496.7	2,430.1	2,336.5	1,872.4	1,936.3	2,183.0

NOTE - 23 Restated Consolidated Summary Statement of Services to Corporates

(₹ in Million)

Particulars	For the six months ended september 30, 2016	For the year ended				
		March 31, 2016	March 31, 2015	March 31, 2014	March 31, 2013	March 31, 2012
Listing Fees	702.9	1,446.0	957.9	483.8	426.1	462.4
Book Building Software Charges	72.5	112.3	55.3	74.4	75.0	48.3
Company Reinstatement Fees	21.8	35.1	30.2	14.2	71.3	235.8
Other Fees	4.7	17.7	10.5	19.0	6.7	16.3
Total	801.9	1,611.1	1,053.9	591.4	579.1	762.8

NOTE - 24 Restated Consolidated Summary Statement of Income from Investments and Deposits

(₹ in Million)

Particulars	For the six months ended september 30, 2016	For the year ended				
		March 31, 2016	March 31, 2015	March 31, 2014	March 31, 2013	March 31, 2012
A. Own Funds						
Income From Long Term Investments						
Interest Income	601.9	1,213.6	959.6	913.9	730.5	574.7
Dividend Income	-	0.6	0.6	0.6	0.3	22.4
Profit on Sale / Redemption (net)	-	7.0	0.6	-	19.4	313.9
Income From Current Investments						
Interest Income	0.4	6.4	69.4	49.7	-	26.9
Dividend Income	76.1	153.5	137.0	166.4	92.8	66.8
Profit on Sale / Redemption (net)	158.7	10.1	112.0	221.3	243.1	16.6
Interest Income on application money	-	-	2.9	23.2	-	-
Interest From Fixed Deposits and Term Deposits	274.7	486.7	893.4	787.5	1,259.1	1,193.9
Share in Joint Venture	-	18.6	21.4	17.0	11.1	8.3
B. Earmarked Funds						
Income From Long Term Investments						
Interest Income	-	-	15.6	-	-	-
Income From Current Investments						
Dividend Income From Current Investments	-	-	3.4	0.9	-	-
Interest From Fixed Deposits and Term Deposits	-	-	9.8	2.2	-	-
Total	1,111.8	1,896.5	2,225.7	2,182.7	2,356.3	2,223.5

NOTE - 25 Restated Consolidated Summary Statement of Other Income

(₹ in Million)

Particulars	Nature (Recurring / Non-recurring)	For the six months ended september 30, 2016	For the year ended				
			March 31, 2016	March 31, 2015	March 31, 2014	March 31, 2013	March 31, 2012
Rent and Infrastructure Charges	Recurring	45.7	94.0	97.6	177.1	169.9	165.9
Income from Software Services	Recurring	25.4	59.0	50.5	64.2	77.0	69.5
Training Institute	Recurring	62.4	131.5	102.3	98.4	95.1	81.7
Website Income	Recurring	15.7	28.9	30.3	20.8	16.9	20.2
Miscellaneous Income	Non-recurring	107.8	30.5	47.0	33.0	33.4	44.5
Share in Joint Venture	Recurring	44.1	76.9	82.7	54.1	41.6	27.8
Total		301.1	420.8	410.4	447.6	433.9	409.6

Notes:

- (1) The classification of income into recurring and non-recurring is based on the current operations and business activities of the Company.
- (2) Rent and infrastructure charges are on account of income from properties let out by the Holding Company.
- (3) Income from software services are from IT services provided by a subsidiary of the Company.
- (4) Income from Training Institute are from Training Services provided to students by a subsidiary of the Company.
- (5) Website income pertains to income from advertisements posted on the website of the Holding Company.
- (6) All items of Miscellaneous Income are from normal business activities mainly consists of Interest Income on Income Tax Refunds, Office Transfer Income, Recovery of Expenses incurred from Mutual funds etc. .

NOTE - 26 Restated Consolidated Summary Statement of Employee Benefits Expense

(₹ in Million)

Particulars	For the six months ended september 30, 2016	For the year ended				
		March 31, 2016	March 31, 2015	March 31, 2014	March 31, 2013	March 31, 2012
Salaries, Allowances and Bonus	534.60	946.40	835.80	754.80	664.90	627.90
Contribution to Provident and Other Funds	33.10	45.00	42.00	22.70	29.20	30.70
Staff Welfare Expenses	22.60	44.70	44.70	47.70	47.90	53.20
Provision for Compensated Absence	28.70	37.00	39.80	10.80	12.30	15.50
Share in Joint Venture	21.00	42.40	36.40	17.70	18.10	21.90
Total	640.0	1,115.5	998.7	853.7	772.4	749.2

Particulars	For the six months ended september 30, 2016	For the year ended				
		March 31, 2016	March 31, 2015	March 31, 2014	March 31, 2013	March 31, 2012
Advertising and Marketing Expenses	29.8	63.1	43.3	44.5	45.8	39.1
Amortisation of Preliminary Expenses	-	0.1	0.1	0.3	-	-
Bad debts written off	1.6	49.5	14.2	31.6	11.1	-
Building Repairs and Maintenance Expenses	41.1	77.0	53.9	50.6	46.2	56.7
Charity and Donations	0.2	-	-	2.0	2.2	4.3
Clearing House Expenses	0.7	2.4	2.4	6.1	6.3	8.5
Computer Technology Related Expenses (refer note 1 below)	332.8	547.5	575.0	642.1	717.3	693.2
Contribution to Depository Investors' Protection Fund	28.7	23.1	123.5	129.1	132.7	-
Contribution to Investors' Protection Fund	4.8	10.0	6.2	3.2	3.0	3.1
Contribution to Investors' Services Fund	96.4	199.9	123.6	64.0	53.3	56.9
Contribution to SEBI	60.1	113.3	74.0	33.3	31.4	28.5
Contribution to Core Settlement Guarantee Fund (refer note 32)	0.6	174.1	257.9	-	-	-
Corporate Social Responsibility (CSR Expenditure) (refer note 2 below)	8.2	31.4	12.1	-	-	-
Data Entry Charges	9.9	16.6	11.5	16.7	11.7	-
Data Feed Expenses	5.0	18.8	16.5	0.4	-	-
Diminution in Value of Current Investments	(2.8)	2.9	(7.5)	6.8	-	-
Directors' Fees	6.7	9.9	7.9	2.5	2.4	2.1
Electricity Charges (Net of Recoveries)	103.8	209.8	141.2	108.7	101.4	77.3
Incentive Scheme for DPs (refer note 31)	14.4	28.2	-	-	-	-
Insurance	19.4	41.1	42.8	16.7	17.6	15.9
Legal Fees	20.9	60.8	58.2	41.0	53.3	15.7
Loss on sale of Fixed Assets	-	0.9	1.8	23.2	-	-
Loss on sale of Long term investment	9.8	-	-	-	-	-
Payment to Auditors						
Statutory Audit Fees	5.9	8.7	9.0	8.8	7.3	6.7
Tax Audit Fees	0.6	1.1	1.0	1.0	0.9	0.6
Other Services	0.4	1.1	0.2	0.1	0.2	0.1
Total	6.9	10.9	10.2	9.9	8.4	7.4
Postage and Telephone Expenses	33.9	65.8	46.1	40.5	45.5	34.1
Printing and Stationery	5.3	11.7	7.5	15.2	12.1	11.9
Professional Fees	114.0	165.5	98.9	75.2	61.3	77.4
Property Taxes (Net of Recoveries)	12.1	24.5	30.3	12.4	20.7	29.9
Provision for Diminution in Value of Long term Investment	(21.4)	20.6	62.5	0.2	11.2	-
Provision for Doubtful Debts (Net of write off)	40.0	10.9	15.8	3.5	30.6	-
Rebate on Transaction Charges	-	0.8	1.1	9.4	36.2	40.6
Rent	14.6	27.5	48.7	38.4	32.7	19.1
Repairs to Other Assets	10.2	19.5	15.7	13.9	12.5	16.4
SEBI Regulatory Fee	12.0	23.6	21.9	20.0	20.0	20.0
Technology Programme	164.9	258.9	129.2	-	-	-
Travelling Expenses	31.5	60.7	55.8	37.6	40.9	46.5
Miscellaneous Expenses (refer note 1 below)	40.4	64.5	75.0	56.4	70.7	127.9
Share in Joint Venture	7.1	16.3	18.4	14.6	9.8	6.5
Total	1,263.6	2,462.1	2,195.7	1,570.0	1,648.3	1,439.0

Notes:

1.

Particulars	For the six months ended september 30, 2016	For the year ended				
		March 31, 2016	March 31, 2015	March 31, 2014	March 31, 2013	March 31, 2012
Computer Technology Related Expenses' include Repairs and Maintenance on Computers	307.4	505.2	446.4	410.2	418.5	229.5
Miscellaneous Expenses include Foreign Exchange Loss	-	-	-	-	-	0.6
2. CSR Expenditure						
a) The gross amount required to be spent by company during the year	*	38.6	39.7	Not Applicable	Not Applicable	Not Applicable

* Amount required for the year hence for the six months ended September 30, 2016 not mentioned.

b) Amount debited to restated consolidated statement of profit and loss account were paid in cash during the respective period / year and were incurred for the purpose other than construction / acquisition of any asset.

28. Contingent Liabilities not provided for in respect of:

(₹ In Million)

Sr. No.	Particulars	As at September 30, 2016	As at March 31, 2016	As at March 31, 2015	As at March 31, 2014	As at March 31, 2013	As at March 31, 2012
a)	Claims against the Exchange not acknowledged as debts in respect of :						
	i) Income tax matters	213.9	287.0	276.5	158.6	122.1	123.1
	ii) Service tax matters	399.3	226.2	229.8	229.8	229.2	48.9
	iii) Department of telecommunication license matters (refer note below)	40.1	40.1	40.1	40.1	11.7	-
	iv) Other matters	1,039.4	1,040.3	1,051.0	1,106.3	1,142.5	1,043.3
	v) Out of (a) (iv) above matters which in the opinion of the Management are remote	1,036.3	1,037.0	1,039.4	1,038.3	1,056.5	1,031.3
b)	Guarantees given by the Exchange to the loan provider: Aggregate loans outstanding from employees of the Exchange as on date. The employees have mortgaged their flats/ properties with the loan provider.	4.8	4.8	6.0	10.4	12.6	16.4

Note: During the Financial year 2012-13, the Exchange had received notices from the Department of Telecommunications (DoT) and Government of India to pay revised VSAT Network License Fees, Royalties etc. aggregating to ₹ 63.6 million against which an amount of ₹ 23.5 million was paid and expensed during the financial year 2012-13. In respect of the balance amount of ₹ 40.1 million the Management filed a reply, after legal consultations, with DoT challenging the claim stating that the demand notices were based on an incorrect interpretation of the existing guidelines/orders. Hence no provision for the same was made in the accounts and the amounts have been considered as a Contingent Liability.

29. Estimated amount of contracts remaining to be executed on capital account and not provided for (net of advances).

(₹ In Million)

As at September 30, 2016	As at March 31, 2016	As at March 31, 2015	As at March 31, 2014	As at March 31, 2013	As at March 31, 2012
78.1	114.2	317.8	483.3	473.7	442.7

30. SEBI had issued Depositories and Participants (Amendment) Regulations, 2012 on September 11, 2012 (the “2012 Regulations”). According to the 2012 Regulations, depositories are required to establish and maintain an Investor Protection Fund (the “IPF”) for the protection of interest of beneficial owners and every depository is required to credit 25% of its profits every year to the Investor Protection Fund. Accordingly, the Subsidiary Company had accrued and credited a total sum of ₹ 385.2 million from FY 2012-13 to FY 2014-15 to the IPF as at March 31, 2015.

On January 21, 2016, SEBI has issued the Securities and Exchange Board of India (Depositories and Participants) (Amendment) Regulations, 2016 (the “Amended Regulations”). According to these Amended Regulations, every depository shall credit only 5% or such percentage as may be specified by the Board, of its profits from depository operations every year to the IPF. Further, it is stated that these Amended Regulations shall be deemed to have come into force from September 11, 2012. Pursuant to the aforesaid Amended Regulations, the amount to be accrued and credited to the IPF as at March 31, 2015 is reduced to ₹ 54.2 million. Consequently, the excess amounts of ₹ 331.0 million credited earlier to the IPF has been written back and the same has been disclosed as exceptional item in the Statement of Profit and Loss for the year ended March 31, 2016.

31. SEBI vide its circular no. CIR/MRD/DP/18/2015 dated December 9, 2015 (the “Circular”) has revised the annual custody/issuer charges to be collected by the depositories from the issuers with effect from financial year 2015-16. With an objective of promoting financial inclusion and expanding the reach of depository services through depository participants (DPs) in tier II and tier III towns, the Circular recommends that the Depository Participants (DPs) be incentivised by way of two schemes. In the first scheme, the depositories shall pay the DPs an incentive of ₹ 100/- for every new Basic Services Demat Accounts (BSDA) opened by their participants in specified cities mentioned in the Circular. In the second scheme, the depositories may pay ₹ 2 per folio per ISIN to the respective depository participants (DPs), in respect of the ISIN positions held in BSDA across all BSDA accounts in the depository. In order to manage the aforementioned incentive schemes, the Circular has directed the Depositories to set aside 20% of the incremental revenue received from the issuers.

Pursuant to the Circular, the Subsidiary Company has set aside ₹ 28.2 million being 20% of incremental revenue on issuer income for the year ended March 31, 2016 and ₹ 14.4 million being 20% of incremental revenue on issuer income for the period ended September 30, 2016 for DP incentive scheme.

32. The following regulation / circulars issued by SEBI from time to time requires the recognition by the Exchange of a Settlement Guarantee Fund and the transfer of the same to its clearing corporation and the contribution of a Minimum Required Corpus to a Core Settlement Guarantee Fund from time to time:
1. As per Regulation 33 of The Securities Contracts (Regulations) (SECC) Regulations, 2012 (the “Regulation”) issued on June 20, 2012, every recognized stock exchange is required to transfer twenty five percent of its annual profits every year to a fund of the recognized clearing corporation which clears and settles trades executed on that stock exchange to guarantee the settlement of trades.
 2. As per Circular CIR/MRD/DRMNP/25/2014 dated August 27, 2014 issued by the Securities & Exchange Board of India (“SEBI”) regarding a Core Settlement Guarantee Fund, every stock exchange shall contribute at least 25% of the Minimum Required Corpus (can be adjusted against transfer of profit by Stock Exchange as per Regulation 33 of SECC Regulations) to a Core Settlement Guarantee Fund established and maintained by its clearing corporation.
 3. Further, a clarification was issued as per Circular SEBI/HO/MRD/DRMNP/CIR/P/2016/54 dated May 4, 2016 based on a recommendation given by the Expert Committee constituted by SEBI. It was clarified that twenty five per cent of profits till the date of amendment of Regulation 33 of SECC Regulations, 2012, shall be transferred by the Stock Exchange to the Core SGF maintained by Clearing Corporation within such time as may be specified by SEBI.
 4. Thereafter, on August 29, 2016, SEBI has amended Regulation 33 of SECC Regulations, 2012. Accordingly, the Company has made provision for transfer of twenty-five percent of its profit till August 29, 2016 (pro-rata based on profit for the six months ended September 30, 2016), being the date of the amendment, towards Settlement Guarantee Fund.

The above Regulations/ Circulars were given effect to in the Financial Statements as under:

- a. The Holding Company had appropriated amounts as mentioned below.

(₹ In Million)

As at September 30, 2016	As at March 31, 2016	As at March 31, 2015	As at March 31, 2014	As at March 31, 2013	As at March 31, 2012
-	-	253.6	186.9	73.9	-

- b. The Holding Company's contributed below mentioned amount towards the Minimum Required Corpus (MRC) to the Core Settlement Guarantee Fund established and maintained by its clearing corporation (a wholly owned subsidiary) and has been charged to the Consolidated Statement of Profit and Loss under the head "Administration and Other Expenses". The contribution to the Core SGF has been adjusted against the transfer of profit by the Company as per the Regulation mentioned above.

(₹ In Million)

As at September 30, 2016	As at March 31, 2016	As at March 31, 2015	As at March 31, 2014	As at March 31, 2013	As at March 31, 2012
0.6	174.1	257.9	-	-	-

- c. Further, based on the clarification included in SEBI circular SEBI/HO/MRD/DRMNP/CIR/P/2016/54 dated May 4, 2016 (the "2016 circular") the provision of 25% of profits has to be made and transferred to the Settlement Guarantee Fund (SGF). Accordingly, the cumulative amount required to be provided and transferred to the said SGF till March 31, 2016 amounts to ₹ 974.2 million being 25% of the profits of the Company after tax, before making such contribution for FY 2012-13 to FY 2015-16. The Exchange had already contributed and charged ₹ 432.0 million to the Statement of Profit and Loss towards 25% of the MRC to the Core Settlement Guarantee Fund as explained in b above. After adjusting the investment income accrued on the Company's contribution to the Core SGF for the period up to March 31, 2016 of ₹ 27.9 million, the balance amount of ₹ 514.3 million (including ₹ 459.8 million for FY 2015-16) is now charged to the Statement of Profit and Loss as an "Exceptional Item". The amount payable by the Exchange in respect of the SGF as at March 31, 2016 has been disclosed under the head "Current Liabilities" and is payable to the Core Settlement Guarantee Fund within such time as specified by SEBI.
- d. During the six months ended September 30, 2016 ₹ 207.9 million has been charged to the Statement of Profit and Loss, being 25% of the profits earned till August 29, 2016 (pro-rata based on profit for the six months ended September 30, 2016), as an "Exceptional Item". As at September 30, 2016 the amount of ₹ 655.4 million payable by the Exchange in respect of the SGF has been disclosed under the head "Current Liabilities" and is payable to the Core Settlement Guarantee Fund within such time to be specified by SEBI.
33. a) In terms of the Scheme of Amalgamation ("the Scheme"), approved by the Court, with an appointed date of April 01, 2014 and an effective date of May 14 2015 ('the Effective Date'), being the date on which all the requirements under the Companies Act, 1956 United Stock Exchange of India Limited (USE) has been amalgamated with the Company (Transferee Company). Upon the amalgamation undertaking and the entire business, including all assets and liabilities of USE stand transferred to and vested in the Company. The amalgamation has been accounted under "Purchase Method" as envisaged in the Accounting Standard - 14 "Accounting for Amalgamations" notified under the Companies (Accounting Standards) Rules, 2006. Accordingly, the assets and liabilities taken over on amalgamation of the Transferor Company are fair valued as on the date of the acquisition by a firm of Chartered Accountants as at the appointed date. Further, in consideration, the

Company has issued equity shares in accordance with the swap ratio approved by the Hon'ble High Court of Judicature at Bombay (Court). These shares are fair valued for the purpose of recording in the books of account based on the equity valuation considered in arriving at the swap ratio by a firm of Chartered Accountants. Further the Company had obtained a fairness opinion on the ratio approved by the Court.

b) Details of the fair value of assets and liabilities as at April 01, 2014 acquired on amalgamation and treatment of the difference between the fair value of net assets acquired is as under:

<i>(₹ In Million)</i>	
Particulars	Amount
Fixed assets	66.4
Loans and advances	88.7
Investments	215.5
Trade Receivable	9.2
Cash and cash equivalents	1,270.5
Other Current Assets	11.1
TOTAL ASSETS – A	1,661.4
Provisions	3.5
Long term liabilities	0.6
Current Liabilities	453.7
Trade Payables	45.9
TOTAL LIABILITIES – B	503.7
Net Assets (A-B)	1,157.7
Fair value of 3,428,571 equity shares at ₹ 383.30 each to be issued to the equity shareholders of USE (Other than the Company investment in USE)	1,314.2
Goodwill on amalgamation	156.5
Accounted as : Pending issue of 3,428,571 equity shares at ₹ 1, the same has been credited to Share Capital Suspense Account (Refer Note 2) These have been considered for the purpose of EPS calculation for the year ended March 31, 2015. These shares were subsequently issued on June 4, 2015.	3.4
Statutory Reserve transfer (Refer Note 34)	32.8
Cancellation of Carrying value of investments in the Transferee Company	225.0
Difference credited to Capital Reserve pursuant to the Scheme	1,053.0

Figures in the Statement of Profit and Loss for the year ended March 31, 2015 of BSE Limited include the following line items of income earned, expense incurred and the resultant loss pertaining to the United Stock Exchange of India Limited during FY 2014-15:

<i>(₹ In Million)</i>	
Particulars	Amount
Revenue from Trading Operations	11.8
Data Dissemination	0.1
Income from Investments and Fixed Deposits and Other Income	117.9
Other Income	1.4
Total Revenue	131.2
Employee Benefit Expenses	39.6
Operating & Other Expenses	101.1
Depreciation & Amortization	6.6

Particulars	Amount
Total Expenses	147.3
Loss for the year before Exceptional Items	(16.1)
Exceptional items	21.8
Loss for the year before tax	(37.9)

In view of the aforesaid amalgamation with effect from April 1, 2014, the figures for the earlier years are not comparable with those of the after April 1, 2014.

34. In 2010-11, United Stock Exchange of India Limited (USE) the entity amalgamated with the Company in Financial year 2014-15, set up a Settlement Guarantee Fund to guarantee the settlement of bonafide transactions of members of the exchange, which form part of the exchange settlement system so as to ensure timely completion of settlement of trades and thereby protect the interest of investors and the members of the exchange. The Constitution of the fund was approved by The Securities and Exchange Board of India (SEBI). USE had contributed a sum of ₹ 25 million as initial contribution during the year 2010-11. The fund is maintained by Indian Clearing Corporation Limited (ICCL) and the income earned on these deposits is credited to the Statement of Profit and Loss and then appropriated to the Fund (net of applicable taxes). This fund has been transferred to the Company as part of the Scheme of Amalgamation as described in note no 33.

35. As per the Accounting Standard-18 Consolidated "Related Party Disclosures" the related parties of the Exchange are as follows:

i. Related party relationships:

	Control	
a. Subsidiary Companies		BSE CSR Integrated Foundation (w.e.f March 7, 2016)
		BFSI Sector Skill Council of India
		BIL - Ryerson Technology Startup Incubator Foundation
b. Trusts set-up by the Company		The Stock Exchange Investors' Protection Fund
		The Stock Exchange Education & Research Services
		The Stock Exchange Foundation
		The Stock Exchange Charities
		Seth K. R. P. Shroff Stock Exchange Sarvajanik Fund
		Shri Phiroze Jeejeebhoy Memorial Trust
c. Associate		Institutional Investor Advisory Services India Limited (upto January 5, 2016)
d. Key Management Personnel and their relatives		Shri Madhu Kannan - Managing Director and Chief Executive Officer (upto May 2012)
		Shri Ashishkumar Chauhan - Managing Director and Chief Executive Officer (from Nov 2012)
		Mrs. S. A. Chauhan - Relative of Ashishkumar Chauhan

ii. Following are the transactions with related parties mentioned in (i) above and the year-end balances:

(₹ In Million)

Particulars	For the Six months ended September 30, 2016	For the year ended March 31, 2016	For the year ended March 31, 2015	For the year ended March 31, 2014	For the year ended March 31, 2013	For the year ended March 31, 2012
Subsidiary Companies						
Income						
BFSI Sector Skill Council of India						
Rent and Infrastructure Charges	0.5	0.6	-	-	-	-
Administrative and Other Expenses (Recoveries)	0.1	0.1	-	-	-	-
Trusts set-up by the Company						
Income						
The Stock Exchange Investors' Protection Fund						
Administrative and Other Expenses (Recoveries)	19.3	47.1	43.5	55.2	47.0	8.0
Rent	1.9	2.6	5.9	6.2	6.5	7.4
Expenditure						
Contribution to IPF (a proportion of listing fee)	9.6	10.0	6.2	3.2	3.0	3.1
Reimbursement for IFRS Foundation	-	46.0	-	-	-	-
Rent Expenses	2.1	4.8	-	-	-	-
Associate Companies						
Institutional Investor Advisory Services India Limited (upto January 5, 2016)						
Income						
Rent and Maintenance Charge	-	2.9	2.9	2.9	2.7	0.7
Administrative and Other Expenses (Recoveries)	-	0.4	0.4	0.4	-	-
Expenditure						
Professional Fee	-	0.7	-	-	-	-
Key Management Personnel (KMP) and their relatives						
Expenditure						
Salaries, Allowances and Bonus*						
Shri Ashishkumar Chauhan	22.2	32.7	29.2	24.5	12.0	-
Shri Madhu Kannan	-	-	-	-	5.0	17.0
*Excludes the variable pay of the prior years which has been paid in the current quarter based on Securities Contract (Regulations) (Stock Exchanges and Clearing Corporations) Regulations 2012.						
Subsidiary Companies						
Assets						
BFSI Sector Skill Council of India						
Investments	10.5	10.5	10.5	10.5	10.5	10.5
BSE CSR Integrated Foundation (w.e.f March 7, 2016)						
Share Application Money	-	0.4	-	-	-	-
Investments	0.5	-	-	-	-	-
BIL - Ryerson Technology Startup Incubator Foundation						
Investments	0.1	0.1	-	-	-	-

Particulars	For the Six months ended September 30, 2016	For the year ended March 31, 2016	For the year ended March 31, 2015	For the year ended March 31, 2014	For the year ended March 31, 2013	For the year ended March 31, 2012
Trusts set-up by the Company						
Assets						
The Stock Exchange Investors' Protection Fund						
Receivable	8.0	5.8	13.1	11.1	2.9	4.6
Liabilities						
Deposits	0.6	0.6	0.6	-	-	-
Associate Companies						
Institutional Investor Advisory Services India Limited (upto January 5, 2016)						
Assets						
Investments	-	-	40.0	40.0	40.0	40.0
Liabilities						
Deposits	-	1.5	1.5	1.5	1.5	0.3
Key Management Personnel (KMP) and their relatives						
Payable towards shares in subsidiary company purchased in October 2009						
Mrs. S. A. Chauhan (Relative of Ashishkumar Chauhan)	-	-	-	50.0	70.0	-
Payment made during the year						
Mrs. S. A. Chauhan (Relative of Ashishkumar Chauhan)	-	-	50.0	20.0	-	-

36. Lease

a) Finance Lease

- i) Assets acquired on finance lease mainly comprise computer equipments.
- ii) The Minimum lease rentals and the present value of minimum lease payments in respect of assets acquired under finance lease are as follows:

Sr. No.	Particulars	(₹ In Million)					
		As on September 30, 2016	As on March 31, 2016	As on March 31, 2015	As on March 31, 2014	As on March 31, 2013	As on March 31, 2012
1	Payable not later than 1 Year	7.9	7.5	7.5	7.5	-	-
2	Payable later than 1 Year and not later than 5 Years	-	7.5	14.9	22.4	-	-
	Total	7.9	15.0	22.4	29.9	-	-
	Less : Future Finance Charges	0.8	2.3	4.3	6.9	-	-
	Present Value of Minimum Lease Payments	7.1	12.7	18.1	23.0	-	-

Sr. No.	Particulars	Present value of Minimum Lease Payments					
		As on September 30, 2016	As on March 31, 2016	As on March 31, 2015	As on March 31, 2014	As on March 31, 2013	As on March 31, 2012
1	Payable not later than 1 Year	7.1	6.0	5.4	6.7	-	-
2	Payable later than 1 Year and not later than 5 Years	-	6.7	12.7	16.3	-	-
	Total	7.1	12.7	18.1	23.0	-	-

iii) Contingent rent recognised/(adjusted) in the statement of profit and loss in respect of finance lease: Nil
(Previous year : Nil)

b) **Operating Lease** : Future minimum rentals payable under operating leases are as follows:

(₹ In Million)

Sr. No.	Particulars	Present value of Minimum Lease Payments					
		As on September 30, 2016	As on March 31, 2016	As on March 31, 2015	As on March 31, 2014	As on March 31, 2013	As on March 31, 2012
1	Payable not later than 1 Year	-	-	2.4	4.5	-	-
2	Payable later than 1 Year and not later than 5 Years	-	-	-	16.4	-	-
	Total	-	-	2.4	20.9	-	-

37. Segment Reporting:

The group operates in 2 reportable business segments viz: Stock Exchange Operations and Depository Services.

(₹ In Million)

Particulars	For the Six months ended September 30, 2016	For the Year ended March 31, 2016	For the Year ended March 31, 2015	For the Year ended March 31, 2014	For the Year ended March 31, 2013	For the Year ended March 31, 2012
Segment Revenue						
(a) Stock Exchange Activity	2,682.4	4,810.8	4,643.8	3,695.0	3,873.1	4,182.7
(b) Depository Activity	872.3	1,381.8	1,258.9	1,207.1	1,233.8	1,196.7
Total	3,554.7	6,192.6	5,902.7	4,902.1	5,106.9	5,379.4
Less : Inter Segment Revenue	-	-	-	-	-	-
Total Segment Revenue	3,554.7	6,192.6	5,902.7	4,902.1	5,106.9	5,379.4
Segment Results before exceptional item						
(a) Stock Exchange Activity	1,323.5	2,167.6	2,276.2	2,113.7	2,294.1	2,573.7
(b) Depository Activity	616.0	876.9	726.7	698.6	719.6	960.5
Total	1,939.5	3,044.5	3,002.9	2,812.3	3,013.7	3,534.2

Particulars	For the Six months ended September 30, 2016	For the Year ended March 31, 2016	For the Year ended March 31, 2015	For the Year ended March 31, 2014	For the Year ended March 31, 2013	For the Year ended March 31, 2012
Less : Exceptional Item	207.9	466.0	507.5	612.9	979.1	604.1
Segment Results after exceptional item						
(a) Stock Exchange Activity	1,115.6	1,370.6	1,768.7	1,500.8	1,315.0	1,969.6
(b) Depository Activity	616.0	1,207.9	726.7	698.6	719.6	960.5
Total Segment Results	1,731.6	2,578.5	2,495.4	2,199.4	2,034.6	2,930.1
Add : Unallocated Corporate Income	280.0	390.1	344.8	396.1	422.5	407.2
Less : Unallocated Corporate Expenses	540.5	1,053.0	888.9	661.2	635.1	698.1
Less : Extraordinary Items	-	-	-	(8.5)	7.3	-
Profit before taxation	1,471.1	1,915.6	1,951.3	1,942.8	1,814.7	2,639.2
Less : Provision for taxation	223.6	324.1	437.8	342.7	374.5	642.6
Profit after taxation	1,247.5	1,591.5	1,513.5	1,600.1	1,440.2	1,996.6

(₹ in Million)

Particulars	As at September 30, 2016	As at March 31, 2016	As at March 31, 2015	As at March 31, 2014	As at March 31, 2013	As at March 31, 2012
Segment Assets						
(a) Stock Exchange Activity	35,538.0	33,273.0	33,861.2	33,381.5	32,640.5	33,555.3
(b) Depository Activity	5,344.1	4,918.9	4,733.1	4,354.0	3,987.7	3,608.0
Total Segment Assets	40,882.1	38,191.9	38,594.3	37,735.5	36,628.2	37,163.3
Unallocated Assets	3,641.2	3,877.8	3,342.0	2,973.6	2,820.1	2,285.2
Total Assets	44,523.3	42,069.7	41,936.3	40,709.1	39,448.3	39,448.5
Segment Liabilities						
(a) Stock Exchange Activity	15,158.5	13,774.6	13,217.30	13,698.4	13,667.9	15,207.5
(b) Depository Activity	869.4	526.3	789.9	625.9	493.7	334.2
Total Segment Liabilities	16,027.9	14,300.9	14,007.2	14,324.3	14,161.6	15,541.7
Unallocated Liabilities	2,966.2	3,276.3	3,320.5	2,677.3	2,397.5	1,709.7
Total Liabilities	18,994.1	17,577.2	17,327.7	17,001.6	16,559.1	17,251.4
Fixed Asset acquired during the year						
(a) Stock Exchange Activity	106.0	282.5	675.8	100.4	86.6	41.9
(b) Depository Activity	27.7	6.5	19.3	31.9	39.5	18.3
Total Fixed Asset Addition	133.7	289.0	695.1	132.3	126.1	60.2
Unallocated Fixed Asset Addition	69.3	294.9	548.7	189.7	271.4	126.2

Total Fixed Asset Addition	203.0	583.9	1,243.8	322.0	397.5	186.4
Depreciation and amortisation						
(a) Stock Exchange Activity	143.8	401.8	384.4	140.9	151.3	203.2
(b) Depository Activity	9.4	20.7	20.7	27.9	28.5	32.6
Total Depreciation and amortisation	153.2	422.5	405.1	168.8	179.8	235.8
Unallocated Depreciation and amortisation	92.9	194.3	182.6	154.7	103.3	104.9
Total Depreciation and amortisation	246.1	616.8	587.7	323.5	283.1	340.7

38. Earnings Per Share:

Particulars	For the six months ended September 30, 2016	For the year ended March 31, 2016	For the year ended March 31, 2015	For the year ended March 31, 2014	For the year ended March 31, 2013	For the year ended March 31, 2012
Net profit after minority interest and Share of Associate before exceptional items and extraordinary items (net of minority interest and tax) as restated (₹ in million)	1,185.3	1,629.2	1,632.4	1,765.9	1,849.8	2,133.0
Net profit after minority interest and Share of Associate as restated (₹ in million)	1,049.3	1,225.3	1,297.4	1,351.9	1,188.4	1,724.4
Weighted Average Number of Equity Shares for Basic Earnings Per Share (in Nos.) – refer note 2(h) and 33	54,588,172	54,588,172	54,588,172	52,873,886	52,873,886	52,873,886
Weighted Average Number of Equity Shares for Diluted Earnings Per Share (in Nos.) – refer note 2(h) and 33	54,588,172	54,588,172	54,588,172	52,873,886	52,873,886	52,873,886
Before Exceptional Items and Extraordinary Items						
Face Value per share (in ₹) – refer note 2(h)	2.00	2.00	2.00	2.00	2.00	2.00
Basic EPS (in ₹)	21.71	29.84	29.90	33.34	35.04	40.34
Diluted EPS (in ₹)	21.71	29.84	29.90	33.34	35.04	40.34
After Exceptional Items and Extraordinary Items						
Basic EPS (in ₹)	19.22	22.45	23.77	25.57	22.48	32.61
Diluted EPS (in ₹)	19.22	22.45	23.77	25.57	22.48	32.61

Note :- Basic and Diluted EPS is not annualised for the six months ended. EPS is calculated on shares issued by the Company.

39. The Exchange offers Deposit Based Membership. Trading Members are required to deposit a specified amount with the Exchange which is included in Deposits from Trading Members. Non-Current Deposits have a lock in period of more than a year and have been disclosed as Non-Current Liabilities. Current portion of deposits from Trading Members have been disclosed as Other Current Liabilities.

(₹ In Million)

Particulars	As on September 30, 2016	As on March 31, 2016	As on March 31, 2015	As on March 31, 2014	As on March 31, 2013	As on March 31, 2012
Non-Current	172.5	190.0	190.0	310.0	2435.0	2530.0
Current	727.7	716.2	715.7	644.4	509.7	514.0

40. An amount of ₹ 30.0 million plus interest is pending to be received by a subsidiary on account of an expired fixed deposit with a bank. The same is alleged by the subsidiary as a fraud by the bank on the subsidiary. In view of the law suit filed by the Company in the Hon'ble High Court of Bombay, CBI Investigation being underway and a legal opinion on the matter which confirms that the said amount is recoverable from the bank, the amount is considered recoverable by the subsidiary.

41. Minority Interest Reconciliation

(₹ In Million)

Particulars	For the six months ended September 30, 2016	For the year ended March 31, 2016	For the year ended March 31, 2015	For the year ended March 31, 2014	For the year ended March 31, 2013	For the year ended March 31, 2012
Opening Balance	2,223.1	1,986.4	1,875.4	1,733.3	1,553.2	1,249.0
Add: Share of profit	198.2	363.5	213.3	244.1	248.5	268.1
Less : Share in Dividend and dividend distribution tax	(144.1)	(126.8)	(112.0)	(112.0)	(83.4)	(66.8)
Add: issue/transfer of Equity Share in CDSL Subsidiary	-	-	9.7	10.0	15.0	102.9
Closing Balance	2,277.2	2,223.1	1,986.4	1,875.4	1,733.3	1,553.2

42. Additional information as required by Paragraph 2 of the General Instructions for Preparation of Restated Consolidated Financial Statements to Schedule III to the Companies Act, 2013.

(₹ In Million)

Name of the entity	September 30, 2016		March 31, 2016		March 31, 2015	
	As % of consolidated net assets	Amount	As % of consolidated net assets	Amount	As % of consolidated net assets	Amount
Indian Direct Subsidiaries						
Indian Clearing Corporation Limited	100%	3,775.7	100%	3,674.1	100%	5,998.1

Name of the entity	September 30, 2016		March 31, 2016		March 31, 2015	
	Net assets, i.e., total assets minus total liabilities					
	As % of consolidated net assets	Amount	As % of consolidated net assets	Amount	As % of consolidated net assets	Amount
Marketplace Technologies Private Limited	100%	215.4	100%	222.3	100%	183.9
BSE Institute Limited	100%	528.1	100%	537.0	100%	538.8
Central Depository Services (India) Limited	100%	4,689.3	100%	4,613.4	100%	4,148.6
BSE Investments Limited (w.e.f March 28, 2014)	100%	0.6	100%	0.6	100%	0.6
BSE Sammaan CSR Limited (w.e.f September 10, 2015)	100%	23.8	100%	0.6	-	-
Minority Interest in all Subsidiaries	100%	2,277.2	100%	2,223.1	100%	1,986.4
Indian Joint Ventures						
BOI Shareholding Limited (Upto January 8, 2016)	-		-	-	49%	126.4
Asia Index Private Limited	50%	15.2	50%	10.1	50%	1.0
Indian Associate						
Institutional Investor Advisory Services India Limited (Upto January 5, 2016)	-	-	-	-	30%	25.6

Name of the entity	For the six months ending on September 30, 2016		For the year ending on March 31, 2016		For the year ending on March 31, 2015	
	Share of profit or loss					
	As % of consolidated net assets	Amount	As % of consolidated net assets	Amount	As % of consolidated net assets	Amount
Indian Direct Subsidiaries						
Indian Clearing Corporation Limited	100%	287.4	100%	553.8	100%	802.1
Marketplace Technologies Private Limited	100%	(98.6)	100%	(156.0)	100%	(117.9)
BSE Institute Limited	100%	7.2	100%	45.2	100%	53.5
Central Depository Services (India) Limited	100%	417.0	100%	796.2	100%	468.6
BSE Investments Limited (w.e.f March 28, 2014)	100%	-	100%	(0.1)	100%	(0.1)

Name of the entity	For the six months ending on September 30, 2016		For the year ending on March 31, 2016		For the year ending on March 31, 2015	
	Share of profit or loss					
	As % of consolidated net assets	Amount	As % of consolidated net assets	Amount	As % of consolidated net assets	Amount
BSE Sammaan CSR Limited (w.e.f September 10, 2015)	100%	(1.8)	100%	(0.4)		
Minority Interest in all Subsidiaries	100%	(198.2)	100%	(363.5)	100%	(213.3)
Indian Joint Ventures						
BOI Shareholding Limited (Upto January 8, 2016)	49%	-	49%	(49.2)	49%	8.5
Asia Index Private Limited	50%	9.3	50%	17.5	50%	12.5
Indian Associate						
Institutional Investor Advisory Services India Limited (Upto January 5, 2016)	30%	-	30%	(2.7)	30%	(2.8)

Note: Above information has been prepared based on consolidated financials of Subsidiaries wherever applicable and not provided for earlier years as requirement of disclosure was applicable after April 1, 2014.

43. Disclosure as required under Accounting Standard –15 on “Employee Benefits” is as under:

Defined Benefit Plan – Gratuity:

The Company offers its employees defined-benefit plans in the form of a gratuity scheme (a lump sum amount). Benefits under the defined benefit plans are typically based on years of service and the employee’s compensation (generally immediately before retirement). The gratuity scheme covers substantially all regular employees. Commitments are actuarially determined at year-end. These commitments are valued at the present value of the expected future payments, with consideration for calculated future salary increases, using a discount rate corresponding to the interest rate estimated by the actuary having regard to the interest rate on government bonds with a remaining term that is almost equivalent to the average balance working period of employees. On adoption of the Accounting Standard - 15 (AS 15) on “Employee Benefits”, actuarial valuation is done based on “Projected Unit Credit” method. Gains and losses of changed actuarial assumptions are charged to the Statement of Profit and Loss.

The following table sets out the funded status of the Gratuity benefit scheme and the amount recognised in the Financial Statements

I Assumptions as at

Particulars	As on September 30, 2016	As on March 31, 2016	As on March 31, 2015	As on March 31, 2014	As on March 31, 2013	As on March 31, 2012
Mortality	Published rates under the Indian Assured Lives Mortality (2006-08) Ult table and LIC (1994-96)			Published rates under the LIC (1994-96) mortality tables		
Discount Rate	6.96-8.01%	7.51- 8.15%	7.77- 8.00%	8.00- 9.35%	8.05%	8.60%
Salary Escalation rate(p.a.)	4.00-10.00%	4.00- 10.00%	4.00- 10.00%	4.00- 8.50%	7.50%	7.50%
Expected rate of return on plan assets	7.50-8.50%	8.00- 8.50%	7.50- 8.50%	8.50- 9.25%	8.50%	8.50%
Withdrawal rate						

-21 to 44 years	2.50%	2.50%	2.50%	2.50%	2.50%	2.50%
-45 to 60 years	2.00%	1.00%	1.00%	1.00%	1.00%	1.00%

II Amount to be recognised in the Balance Sheet and Movement in Net Liability / (Assets)

(₹ In Million)

Particulars	As on September 30, 2016	As on March 31, 2016	As on March 31, 2015	As on March 31, 2014	As on March 31, 2013	As on March 31, 2012
Present Value of Funded Obligations	222.3	195.6	188.9	192.2	202.9	196.4
Fair Value of Plan Assets	(213.7)	(201.8)	(204.6)	(221.6)	(216.2)	(198.3)
Amount not recognized as an asset (limit in para 59(b)) under AS 15 (R)	-	0.6	2.4	4.1	0.9	-
Net Liability / (Asset)	8.6	(5.6)	(13.3)	(25.3)	(12.4)	(1.9)

III Expenses Recognised in Statement of Profit and Loss

(₹ In Million)

Particulars	As on September 30, 2016	As on March 31, 2016	As on March 31, 2015	As on March 31, 2014	As on March 31, 2013	As on March 31, 2012
Current Service Cost	8.4	13.5	13.3	14.2	15.1	15.5
Interest on Defined Benefit Obligations	8.1	14.9	18.1	17.0	17.5	16.4
Expected Return on Plan Assets	(8.3)	(15.8)	(18.0)	(18.2)	(16.3)	(15.1)
Net Actuarial Losses / (Gains) Recognised during the year	7.8	1.5	1.4	(25.3)	(14.6)	(29.7)
Effect of Limit in para 59(b) under AS 15 (R)	(0.5)	(1.9)	(1.6)	3.1	0.9	-
Total Gratuity expenses included in "Employee Benefit Expense"	15.5	12.2	13.2	(9.2)	2.6	(12.9)
Actual Return on Plan Assets	11.6	0.4	33.0	10.7	17.5	20.0

IV Reconciliation of Benefit Obligation*(₹ In Million)*

Particulars	As on September 30, 2016	As on March 31, 2016	As on March 31, 2015	As on March 31, 2014	As on March 31, 2013	As on March 31, 2012
Opening Defined Benefit Obligation	195.4	188.9	195.3	202.9	196.4	196.7
Current Service Cost	8.4	13.5	13.3	14.2	15.1	16.2
Interest Cost	8.1	14.9	18.2	17.0	17.5	17.1
Actuarial Loss / (Gain)	11.2	(13.8)	17.1	(33.0)	(12.4)	(24.4)
Liability's settled on transfer	0.3	-	-	-	(3.2)	-
Liability on acquisition	-	-	1.2	-	-	3.2
Benefits Paid	(1.1)	(8.1)	(56.2)	(8.9)	(10.5)	(12.4)
Closing Defined Benefit Obligation	222.3	195.4	188.9	192.2	202.9	196.4

V Reconciliation of Fair Value of Plan Assets of Funded Schemes:*(₹ In Million)*

Particulars	As on September 30, 2016	As on March 31, 2016	As on March 31, 2015	As on March 31, 2014	As on March 31, 2013	As on March 31, 2012
Opening Fair Value of Plan Assets	201.8	204.5	221.7	216.2	198.3	184.0
Expected Return on Plan Assets	8.3	15.8	18.0	18.2	16.3	15.9
Actuarial Gain / (Loss)	3.1	(15.1)	16.4	(7.1)	1.8	5.0
Contributions by Employer	1.3	1.9	1.6	3.2	10.4	5.8
Asset on acquisition	-	-	1.2	-	-	-
Benefits Paid	(0.8)	(8.1)	(54.4)	(8.9)	(10.6)	(12.4)
Closing Fair Value of Plan Assets	213.7	201.8	204.5	221.6	216.2	198.3

VI Description of Plan Assets

Particulars	As on September 30, 2016	As on March 31, 2016	As on March 31, 2015	As on March 31, 2014	As on March 31, 2013	As on March 31, 2012
Government of India Securities	35%	36%	35%	44%	51%	50%
Corporate Bonds	23%	24%	30%	36%	39%	41%

Special Deposit Schemes	0%	0%	5%	0%	3%	3%
Insurer Managed Funds	4%	5%	4%	11%	-	-
Others	37%	35%	26%	9%	7%	6%

VII Experience Adjustments:

(₹ In Million)

Particulars	As on September 30, 2016	March 31, 2016	March 31, 2015	March 31, 2014	March 31, 2013	March 31, 2012
Defined Benefit Obligations	222.3	196.8	188.9	192.2	202.9	196.4
Plan Assets	213.7	201.7	203.6	221.6	216.2	198.3
Surplus / (Deficit)	(8.6)	4.9	14.7	29.4	13.3	1.9
Experience Adjustments on Plan Liabilities	(6.7)	(13.8)	(4.1)	(11.3)	(13.3)	(18.7)
Experience Adjustments on Plan Assets	3.1	12.3	16.2	(7.1)	2.1	5.0

Other Details:

The discount rate is based on the prevailing market yields of Indian Government Securities as at the balance sheet date for the estimated term of the obligations.

The estimates of future salary increase considered in the actuarial valuation, take into account inflation, seniority, promotion and other relevant factors such as supply and demand in the employment market. The above information is certified by the actuary and relied upon by the Auditors.

Expected rate of return on Plan Assets is based on expectation of the average long term rate of return expected on investments of the fund during the estimated term of the obligations.

As the contribution expected to be paid to the plan during the annual period beginning after the balance sheet date is based on various internal / external factors, a best estimate of the contribution is not determinable.

Defined Contribution Plan:

These are plans in which the Company pays pre-defined amounts to separate funds and does not have any legal or informal obligation to pay additional sums. The Company offers its employees defined contribution plan in the form of provident fund and family pension fund. Provident fund and family pension fund cover substantially all regular employees. While both, the employees and the Company pay predetermined contributions into the provident fund, contributions into the family pension fund are made by only the Company. The contributions are based on a certain proportion of the employee's salary.

(₹ In Million)

PARTICULARS	September 30, 2016	March 31, 2016	March 31, 2015	March 31, 2014	March 31, 2013	March 31, 2012
Contribution to Provident and Other Funds	17.5	37.6	35.5	33.4	31.2	31.8
New National pension Scheme	1.6	2.3	-	-	-	-

44. a) Pursuant to SEBI Circular CIR/DNPD/5/2011 dated June 2, 2011 (BSE Notice no-20110602-18, dated June 02, 2011), permitting stock exchanges to introduce Liquidity Enhancement Schemes (LES) for illiquid securities in their equity derivatives segment, the Exchange has launched a series of Liquidity Enhancement Incentive Programmes (LEIPS) to enhance liquidity in BSE's Futures & Options Segment. The programme was launched on 28th September, 2011 and below mentioned expense has been incurred towards the same for the year / period ended.

(₹ In Million)

PARTICULARS	September 30, 2016	March 31, 2016	March 31, 2015	March 31, 2014	March 31, 2013	March 31, 2012
LEIPS	-	172.4	342.5	612.9	955.4	604.9

b) During the year ended March 31, 2015, the Company implemented a Voluntary Retirement Scheme 2014 (VRS) for all its eligible employees. Post the closure of the Scheme in the financial year 2014-15, an expense of ₹ 143.2 million has been incurred and has been treated as an exceptional item. During the Financial year 2012-13, the Joint Venture of the Group had implemented a Voluntary Retirement Scheme 2012 in the month of June, 2012 for its 25 employees. The group's share of expenses on account of the same amounting to ₹ 23.7 million for year ended March 31, 2013 is treated as an exceptional item.

c) Consequent to the scheme of amalgamation with USE, the Company terminated a software development contract and paid ₹ 21.8 million as full and final settlement for the year ended March 31, 2015 which has been treated as an exceptional item.

d) Based on a direction received from SEBI during the financial year 2015-16, the Company has charged an amount of ₹ 46.0 million to the Restated Statement of Profit and Loss which is to be reimbursed to The Stock Exchange Investor's Protection Fund (BSE IPF) towards Contribution to the IFRS Foundation pertaining to earlier years. Considering the nature of the expense and its impact on the profit of the Company, the same has been disclosed as an exceptional item during year ended March 31, 2016.

45. Dividend Details :-

PARTICULARS	September 30, 2016	March 31, 2016	March 31, 2015	March 31, 2014	March 31, 2013	March 31, 2012
Proposed Dividend (₹ in million)	-	436.7	545.9	423.0	423.0	634.5
Interim Dividend (₹ in million)	-	382.1	-	-	-	-
Rate of Dividend (%)	-	750%	500%	400%	400%	600%
Dividend per Equity Share (₹)	-	7.50	5.00	4.00	4.00	6.00
Special Dividend per Equity Share Included above (₹)	-	3.50	1.00	-	-	2.00

46. Based on SEBI Regulations, the Company is required to divest its stake in Central Depository Services (India) Limited (CDSL) to 24% of the Share Capital of CDSL. Subsequent to the period end, the Company has transferred 4.15% equity stake of CDSL. The Company holds 50.05% equity stake in CDSL post the sale.

47. Previous years' / period's audited figures have been regrouped / reclassified wherever necessary to correspond with the current period classification / disclosure.

For and on behalf of the Board of Directors

Sudhakar Rao
Chairman

Ashishkumar Chauhan
Managing Director & CEO

Place: Mumbai
Date: January 03, 2017

Nayan Mehta
Chief Financial Officer

Prajakta Powle
Company Secretary

ANNEXURE - V

Adjustment for Restatement of Consolidated Profit and Loss

(₹ in Million)

Particulars	For the six months ended september 30, 2016	For the year ended				
		March 31, 2016	March 31, 2015	March 31, 2014	March 31, 2013	March 31, 2012
A. Net Profit after taxation (as per audited accounts)	1,049.3	967.4	1,555.3	1,351.9	1,085.7	1,781.3
Adjustments						
(i) Prior Period Adjustments (Refer Note 1 below):	-	-	-	-	102.7	(56.9)
(ii) Settlement Guarantee Fund (Refer Note 2 below):	-	257.9	(257.9)	-	-	-
B. Total Adjustment	-	257.9	(257.9)	-	102.7	(56.9)
Adjusted Profits (A+B)	1,049.3	1,225.3	1,297.4	1,351.9	1,188.4	1,724.4

Notes :-

1. In the Financial Statements for the period ended March 31, 2013, certain items of income/expenses were identified and recorded as Prior Period Adjustments. For the purpose of the Restated Consolidated Financial Statements, such prior period adjustments have been appropriately adjusted in the respective years to which the transaction pertains. For the adjustments pertaining to the years prior to FY 2011-12, the opening reserves (Surplus in Statement of Profit and Loss) of FY 2011-12 have been adjusted accordingly to reflect the aforementioned prior period items.

2. Contribution to Core Settlement Guarantee Fund during FY 14-15 was treated as Non Current Asset in the Financial Statements for Financial year 2014-15 which was subsequently charged off in FY 15-16 as Prior period items. However, for the purpose of Restated Consolidated Statements, such Prior period Item adjustments have been appropriately adjusted in the respective years to which the transaction pertains.

For Deloitte Haskins & Sells LLP

For and on behalf of the Board of Directors

Chartered Accountants

G. K. Subramaniam
PartnerSudhakar Rao
ChairmanAshishkumar Chauhan
Managing Director & CEOPlace: Mumbai
Date: January 03, 2017Nayan Mehta
Chief Financial OfficerPrajakta Powle
Company Secretary

ANNEXURE - VI

Restated Consolidated Statement of Accounting Ratios

(₹ in Million) (Unless Otherwise Stated)

Particulars	For the six months ended september 30, 2016	For the year ended				
		March 31, 2016	March 31, 2015	March 31, 2014	March 31, 2013	March 31, 2012
Earnings Per Share Excluding Extraordinary Items and Exceptional Items (Equity Shares, Par Value of ₹ 2/- each)						
Basic (₹)	21.71*	29.84	29.90	33.34	35.04	40.34
Diluted (₹)	21.71*	29.84	29.90	33.34	35.04	40.34
Earnings Per Share Excluding Extraordinary Items (Equity Shares, Par Value of ₹ 2/- each)						
Basic (₹)	19.22*	22.45	23.77	25.46	22.57	32.61
Diluted (₹)	19.22*	22.45	23.77	25.46	22.57	32.61
Earnings Per Share after Exceptional Item and Extraordinary Items (Equity Shares, Par Value of ₹ 2/- each)						
Basic (₹)	19.22*	22.45	23.77	25.57	22.48	32.61
Diluted (₹)	19.22*	22.45	23.77	25.57	22.48	32.61
Return on net worth %	4.11%*	5.00%	5.27%	5.68%	5.21%	7.77%
Net asset value per equity share (₹)	467.67	448.68	450.81	448.38	432.91	419.82
Weighted average number of equity shares outstanding during the year for calculation of Basic Earnings per Share	54,588,172	54,588,172	54,588,172	52,873,886	52,873,886	52,873,886
Weighted average number of equity shares outstanding during the year for calculation of Diluted Earnings per Share	54,588,172	54,588,172	54,588,172	52,873,886	52,873,886	52,873,886
Net profit after Share of Minority and Share of Loss of Associate as Restated	1,049.3	1,225.3	1,297.4	1,351.9	1,188.4	1,724.4
Share Capital	107.4	107.4	107.3	103.8	103.7	103.5
Reserves and Surplus, as restated	25,421.8	24,385.4	24,501.6	23,603.9	22,785.7	22,093.8
Networth	25,529.2	24,492.8	24,608.9	23,707.7	22,889.4	22,197.3

* Not annualised

1. The ratios on the basis of Restated Consolidated financial information have been computed as below:

Basic Earnings per share (₹) =	$\frac{\text{Net profit as restated, attributable to equity shareholders}}{\text{Weighted average number of equity shares}}$
Diluted Earnings per share (₹) =	$\frac{\text{Net profit as restated, attributable to equity shareholders}}{\text{Weighted average number of dilutive equity shares}}$
Return on net worth (%) =	$\frac{\text{Net profit after Share of Minority and Share of Loss of Associate as Restated (excluding extraordinary Items)*}}{\text{Net worth at the end of the year / period}}$

* Adjusted for Minority Interest

Net Asset Value (NAV) per equity share (₹) =	$\frac{\text{Net worth at the end of the year / period}}{\text{Number of equity shares outstanding at the end of the year / period}}$
--	---

2. Earnings per share calculations are done in accordance with Accounting Standard 20 "Earnings Per Share" issued by the Institute of Chartered Accountants of India.

3. The shareholders of the Company have, at the Extraordinary General Meeting (EGM) held on November 25, 2016 accorded their consent to the consolidation of the entire authorised and issued share capital of the Company by increasing the nominal value of the equity share from Re. 1/- (Rupee one only) each to Rs. 2/- (Rupees two only) each, so that every two equity shares with nominal value of Re. 1/- (Rupee one only) each held by a shareholder are consolidated and re-designated into one equity share with a nominal value of Rs. 2/- each. Accordingly, the revised share capital of the Company now stands at 54,588,172 equity shares of Rs 2/- each. Para 44 of Accounting Standard 20 on "Earnings per share", requires an adjustment in the calculation of basic and diluted earnings per share for all the periods presented if the number of equity or potential equity shares outstanding increases as a result of consolidation of shares. Pursuant to the shareholders' consent to the consolidation of the equity shares at the EGM mentioned above, the weighted average numbers of shares and consequently the basic and diluted earnings per share have been accordingly adjusted in the above Statement of accounting ratios for all the periods presented in accordance with Accounting Standard 20 on "Earnings per share".

For Deloitte Haskins & Sells LLP

Chartered Accountants

G. K. Subramaniam
PartnerPlace: Mumbai
Date : January 03, 2017

For and on behalf of the Board of Directors

Sudhakar Rao
ChairmanAshishKumar Chauhan
Managing Director & CEONayan Mehta
Chief Financial OfficerPrajakta Powle
Company Secretary

ANNEXURE - VII
Restated Consolidated Statement of Capitalisation

(₹ in Million)

Particulars	Pre-Offer For the six months ended September 30, 2016	Pre-Offer For the year ended March 31, 2016	Adjusted for Post-Offer*
Debt			
Long term Borrowing	-	18.8	
Short term Borrowing	-	-	
Current maturities of Long term borrowings	10.0	-	
Total Debt	10.0	18.8	
Shareholders' funds			
- Share Capital	107.4	107.4	
- Reserves and Surplus	25,421.8	24,385.4	
Total Shareholder's funds	25,529.2	24,492.8	
Debt/Equity Ratio	-	0.001	

*The Selling Shareholders are proposing to offer the equity shares of "BSE Limited" to the public by way of an initial public offering. Hence there will be no change in the shareholders' funds post issue.

For Deloitte Haskins & Sells LLP

For and on behalf of the Board of Directors

Chartered Accountants

G. K. Subramaniam
Partner

Sudhakar Rao
Chairman

Ashishkumar Chauhan
Managing Director & CEO

Place: Mumbai
 Date: January 03, 2017

Nayan Mehta
Chief Financial Officer

Prajakta Powle
Company Secretary

ANNEXURE - VIII

Restated Consolidated Statement of Dividend Paid

(₹ in Million)

Particulars	For the six months ended september 30, 2016	For the year ended				
		March 31, 2016	March 31, 2015	March 31, 2014	March 31, 2013	March 31, 2012
Number of equity shares outstanding (refer note below)	109,176,344	109,176,344	109,176,343	105,747,772	105,747,772	105,747,772
Face Value per share	1.00	1.00	1.00	1.00	1.00	1.00
Proposed Dividend (₹ in million)	-	436.7	545.9	423.0	423.0	634.5
Interim Dividend (₹ in million)	-	382.1	-	-	-	-
Rate of Dividend (%)	0%	750%	500%	0%	0%	0%
Dividend per Equity Share (₹)	-	7.50	5.00	4.00	4.00	6.00
Special Dividend per Equity Share Included above (₹)	-	3.50	1.00	-	-	2.00

Note :- The shareholders of the Company have, at the Extraordinary General Meeting (EGM) held on November 25, 2016 accorded their consent to the consolidation of the entire authorised and issued share capital of the Company by increasing the nominal value of the equity share from Re. 1/- (Rupee one only) each to Rs. 2/- (Rupees two only) each, so that every two equity shares with nominal value of Re. 1/- (Rupee one only) each held by a shareholder are consolidated and re-designated into one equity share with a nominal value of Rs. 2/- each. Accordingly, the revised issued share capital of the Company now stands at 54,588,172 equity shares of Rs 2/- each.

For Deloitte Haskins & Sells LLP

For and on behalf of the Board of Directors

Chartered Accountants

G. K. Subramaniam
PartnerSudhakar Rao
ChairmanAshishKumar Chauhan
Managing Director & CEOPlace: Mumbai
Date : January 03, 2017Nayan Mehta
Chief Financial OfficerPrajakta Powle
Company Secretary

INDEPENDENT AUDITORS' REPORT TO THE BOARD OF DIRECTORS OF BSE LIMITED

Report on the Condensed Standalone Financial Statements

We have audited the accompanying condensed standalone financial statements of **BSE LIMITED** ("the Company"), which comprise the Condensed Balance Sheet as at September 30, 2016, the related Condensed Statement of Profit and Loss, Statement of Changes in Equity and Condensed Cash Flow Statement for the six months ended September 30, 2016, and a summary of the significant accounting policies and other explanatory information.

Management's Responsibility for the Condensed Standalone Financial Statements

The Company's Board of Directors is responsible for the matters stated in Section 134(5) of the Companies Act, 2013 (the "Act") with respect to the preparation of these condensed standalone financial statements that give a true and fair view of the financial position, financial performance and cash flows of the Company in accordance with the requirements of Indian Accounting Standard 34 on Financial Reporting (Ind AS 34) specified under Section 133 of the Companies Act, 2013 and other accounting principles generally accepted in India. This responsibility also includes maintenance of adequate accounting records in accordance with the provisions of the Act for safeguarding the assets of the Company and for preventing and detecting frauds and other irregularities; selection and application of appropriate accounting policies; making judgments and estimates that are reasonable and prudent; and design, implementation and maintenance of adequate internal financial controls, that were operating effectively for ensuring the accuracy and completeness of the accounting records, relevant to the preparation and presentation of the condensed standalone financial statements that give a true and fair view and are free from material misstatement, whether due to fraud or error.

Auditor's Responsibility

Our responsibility is to express an opinion on these condensed standalone financial statements based on our audit. We conducted our audit of the condensed standalone financial statements in accordance with the Standards on Auditing specified under Section 143(10) of the Act. Those Standards require that we comply with ethical requirements and plan and perform the audit to obtain reasonable assurance about whether the financial statements are free from material misstatement. An audit involves performing procedures to obtain audit evidence about the amounts and the disclosures in the condensed standalone financial statements. The procedures selected depend on the auditor's judgment, including the assessment of the risks of material misstatement of the financial statements, whether due to fraud or error. In making those risk assessments, the auditor considers internal financial control relevant to the Company's preparation of the condensed standalone financial statements that give a true and fair view in order to design audit procedures that are appropriate in the circumstances, but not for the purpose of expressing an

gkr

opinion on whether the Company has in place an adequate internal financial control system over financial reporting and the operating effectiveness of such controls. An audit also includes evaluating the appropriateness of the accounting policies used and the reasonableness of the accounting estimates made by the Company's Directors, as well as evaluating the overall presentation of the condensed standalone financial statements. We believe that the audit evidence we have obtained is sufficient and appropriate to provide a basis for our audit opinion on the condensed standalone financial statements.

Opinion

In our opinion and to the best of our information and according to the explanations given to us, the aforesaid condensed standalone financial statements give the information so required and give a true and fair view in conformity with the requirements of Indian Accounting Standard 34 on Financial Reporting specified under Section 133 of the Companies Act, 2013 and other accounting principles generally accepted in India, of the state of affairs of the Company as at September 30, 2016, and its profit, changes in equity and its cash flows for the six months ended on that date.

For **DELOITTE HASKINS & SELLS LLP**

Chartered Accountants

(Firm Registration Number: 117366W/ W-100018)



G. K. Subramaniam

(Partner)

(Membership No. 109839)

Place: Mumbai

Date: October 28, 2016

BSE Limited
(Formerly known as Bombay Stock Exchange Limited)
Condensed Balance Sheet as at September 30, 2016

(₹ in Million)

	PARTICULARS	Note No.	As at September 30, 2016	As at March 31, 2016	As at April 1, 2015
	ASSETS				
1	Non-current assets				
	a. Property, plant and equipment	5	1,174.7	1,251.5	1,155.7
	b. Capital work-in-progress		74.6	6.0	30.5
	c. Investment property	6	48.9	50.1	52.6
	d. Goodwill	7	-	-	78.5
	e. Other intangible assets	8	179.0	190.4	213.4
	f. Intangible assets under development	8	14.9	10.9	6.1
	g. Financial assets				
	i. Investments				
	a. Investments in subsidiaries	9	5,771.9	5,746.5	5,745.5
	b. Investments in joint ventures	10	0.1	0.1	9.9
	c. Investments in associate	10	-	-	25.3
	d. Other investments	11	10,389.7	10,499.4	8,641.2
	ii. Other financial assets	13	1,621.8	1,713.9	1,331.9
	h. Deferred tax assets (net)	21	62.3	19.7	0.0
	i. Non current tax assets (net)	23	549.2	775.6	523.8
	j. Other non-current assets	15	14.4	23.3	30.8
	Total Non-Current Assets		19,901.5	20,287.4	17,845.2
2	Current assets				
	a. Financial assets				
	i. Investments	11	3,342.4	2,449.7	4,273.4
	ii. Trade receivables	12	403.7	294.1	263.0
	iii. Cash and cash equivalents	14	139.3	641.4	88.8
	iv. Bank balances other than (iii) above	14	6,125.5	4,965.1	5,611.0
	v. Other financial assets	13	816.9	497.9	595.6
	b. Other current assets	15	286.7	52.9	91.7
	Total Current Assets		11,114.5	8,901.1	10,923.5
	Total Assets (1+2)		31,016.0	29,188.5	28,768.7
	EQUITY AND LIABILITIES				
3	Equity				
	a. Equity share capital	16	107.4	107.4	107.3
	b. Other equity	17	23,351.5	22,966.2	22,584.8
	Total Equity		23,458.9	23,073.6	22,692.1
4	LIABILITIES				
	Non-current liabilities				
	a. Financial liabilities				
	Other financial liabilities	18	39.9	55.4	43.6
	b. Deferred tax liabilities (Net)	20	-	-	26.0
	c. Other non-current liabilities	21	11.1	9.5	11.3
	Total Non-Current Liabilities		51.0	64.9	80.9
5	Current liabilities				
	a. Financial liabilities				
	i. Trade payables				
	a. Total outstanding dues of micro enterprises and small enterprises	22	-	-	-
	b. Total outstanding dues of creditors other than micro enterprises and small enterprises	22	499.0	408.5	341.0
	ii. Other financial liabilities	18	4,138.2	4,309.0	4,184.1
	b. Provisions	19	53.5	55.3	51.8
	c. Current tax liabilities (Net)	23	184.0	85.2	85.2
	d. Other current liabilities	21	2,631.4	1,192.0	1,333.6
	Total Current Liabilities		7,506.1	6,050.0	5,995.7
	Total Equity and Liabilities (3+4+5)		31,016.0	29,188.5	28,768.7
	See accompanying notes forming part of the financial statements				

In terms of our report attached

For Deloitte Haskins & Sells LLP
Chartered Accountants

For and on behalf of the Board of Directors

G.K. Subramaniam
Partner

Sudhakar Rao
Chairman

Ashishkumar Chauhan
Managing Director & CEO

Date: October 28, 2016
Place: Mumbai

Nayan Mehta
Chief Financial Officer

Prajakta Powle
Company Secretary

BSE Limited
(Formerly known as Bombay Stock Exchange Limited)
Condensed Statement of Profit and Loss for six months ended September 30, 2016

		(₹ in Million)				
PARTICULARS	Note No.	For the quarter ended September 30, 2016	For the quarter ended September 30, 2015	For the six months ended September 30, 2016	For the six months ended September 30, 2015	For the year ended March 31, 2016
1 Revenue from operations: Income from						
Trading member	24	336.2	171.5	614.3	341.1	774.5
Services to corporates	25	416.4	359.9	801.9	702.6	1,611.1
Data dissemination fees		62.4	54.9	123.2	108.7	224.2
Revenue from operations		815.0	586.3	1,539.4	1,152.4	2,609.8
2 Investment income	26	438.2	441.3	1,020.3	1,380.7	2,335.4
3 Other income	27	66.6	53.1	199.3	105.5	209.0
4 Total revenue (1+2+3)		1,319.8	1,080.7	2,759.0	2,638.6	5,154.2
5 Expenses						
Employee benefits expense	28	174.8	141.3	342.7	280.6	587.0
Finance costs		0.2	0.4	0.6	0.9	1.6
Depreciation and amortisation expense	5&6&7	112.4	112.8	220.0	221.8	485.3
Impairment loss on financial assets	30	7.1	(2.9)	40.2	19.4	(9.2)
Reversal of impairment loss on financial assets	30	-	-	-	-	(14.7)
Other expenses	29	511.4	479.3	1,031.7	997.5	2,088.9
Total expenses		805.9	730.9	1,635.2	1,520.2	3,138.9
6 Profit before exceptional items and tax (4 -5)		513.9	349.8	1,123.8	1,118.4	2,015.3
7 Exceptional items :						
Liquidity enhancement incentive program scheme		-	51.7	-	128.1	172.4
Settlement guarantee fund (25% transfer of profit)		71.8	-	207.9	-	514.3
Others		-	46.0	-	46.0	46.0
Total exceptional items		71.8	97.7	207.9	174.1	732.7
8 Profit before tax (6 -7)		442.1	252.1	915.9	944.3	1,282.6
9 Tax expense:	31					
Current tax		68.3	-	85.3	-	-
Deferred tax		(42.9)	(8.0)	(41.0)	(20.5)	(46.0)
Total tax expenses		25.4	(8.0)	44.3	-20.5	-46.0
10 Profit for the period / year (8-9)		416.7	260.1	871.6	964.8	1,328.6
11 Other comprehensive income						
Items that will not be reclassified to profit or loss						
i. Remeasurements of the defined benefit plans;		(6.3)	(5.2)	(4.6)	(4.4)	0.8
ii. Income tax relating to items that will not be reclassified to profit or loss		(2.2)	(1.8)	(1.6)	(1.5)	0.3
Total other comprehensive income for the period / year		(4.1)	(3.4)	(3.0)	(2.9)	0.5
12 Total Comprehensive Income for the period / year (10+11)		412.6	256.7	868.6	961.9	1,329.1
13 Earning per equity share :	32					
Basic and Diluted before exceptional items (not annualised) (₹)		4.25	2.97	9.23	9.88	16.56
Basic and Diluted after exceptional item (not annualised) (₹)		3.82	2.38	7.98	8.84	12.17
Per value of share ₹		1	1	1	1	1
Weighted average number of shares (Nos.)		10,91,76,344	10,91,76,344	10,91,76,344	10,91,76,344	10,91,76,344
See accompanying notes forming part of the financial statements						

In terms of our report attached
For Deloitte Haskins & Sells LLP
Chartered Accountants

For and on behalf of the Board of Directors

G.K. Subramaniam
Partner

Sudhakar Rao
Chairman

Ashishkumar Chauhan
Managing Director & CEO

Date : October 28, 2016
Place : Mumbai

Nayan Mehta
Chief Financial Officer

Prajakta Powle
Company Secretary

BSE Limited

Statement of Changes in Equity for the six months ended September 30, 2016

(` in Million)

A. Equity Share Capital	Amount
Balance as at April 1, 2015	103.9
Changes in equity share capital during the year	3.4
Balance as at March 31, 2016	107.4
Changes in equity share capital during the period	-
Balance as at September 30, 2016	107.4

B. Other Equity

Particulars	Share applica- tion money pending allotment	Reserves and Surplus						Total
		Capital Reserve	Capital Reserve on Amalgamati on	Securities Premium Reserve	General Reserve	Retained Earnings	Settlement Guarantee Fund	
Balance as at March 31, 2015	0.1	6,617.9	1,053.0	3,938.9	6,941.5	3,118.1	514.4	22,183.9
Ind AS Adjustments	-	-	-	-	-	-	-	-
Contribution to Core SGF	-	-	-	-	-	-	(257.9)	(257.9)
Reversal of proposed dividend and dividend distribution tax thereon in the absence of obligating event	-	-	-	-	-	657.0	-	657.0
Effect of measuring investments in bonds at amortised cost	-	-	-	-	-	1.5	-	1.5
Effect of measuring investments in mutual fund units at fair value through profit or loss	-	-	-	-	-	2.4	-	2.4
Effect of measuring deposits at fair valuation at initial recognition and amortised cost at subsequent measurement	-	-	-	-	-	(0.5)	-	(0.5)
Others	-	-	-	-	-	(0.7)	-	(0.7)
Deferred tax on Ind AS adjustments	-	-	-	-	-	(0.9)	-	(0.9)
Effect of Ind AS adjustment	-	-	-	-	-	658.8	(257.9)	400.9
Balance as at April 1, 2015	0.1	6,617.9	1,053.0	3,938.9	6,941.5	3,776.9	256.5	22,584.8
Profit for the year	-	-	-	-	-	1,328.6	-	1,328.6
Other comprehensive income for the year	-	-	-	-	-	0.5	-	0.5
Rebate of Dividend Distribution Tax	-	-	-	-	-	179.6	-	179.6
Contribution to Core Settlement Guarantee Fund utilized from Settlement Guarantee Fund	-	-	-	-	-	174.1	(174.1)	-
Contribution to Settlement Guarantee Fund	-	-	-	-	-	54.5	(54.5)	-
Investment Income Accrued to Core Settlement Guarantee Fund	-	-	-	-	-	27.9	(27.9)	-
Payments of Dividends	-	-	-	-	-	(545.9)	-	(545.9)
Payments of Interim Dividends	-	-	-	-	-	(382.1)	-	(382.1)
Payments of Dividend Distribution Tax	-	-	-	-	-	(188.9)	-	(188.9)
Share issue expenses	-	-	-	(10.4)	-	-	-	(10.4)
Balance at March 31, 2016	0.1	6,617.9	1,053.0	3,928.5	6,941.5	4,425.2	-	22,966.2
Profit for the period	-	-	-	-	-	871.6	-	871.6
Other comprehensive income for the period	-	-	-	-	-	(3.0)	-	(3.0)
Rebate of Dividend Distribution Tax	-	-	-	-	-	42.3	-	42.3
Payments of Dividends	-	-	-	-	-	(436.7)	-	(436.7)
Payments of Dividend Distribution Tax	-	-	-	-	-	(88.9)	-	(88.9)
Balance at September 30, 2016	0.1	6,617.9	1,053.0	3,928.5	6,941.5	4,810.5	-	23,351.5

See accompanying notes forming part of the financial statements

In terms of our report attached
For Deloitte Haskins & Sells LLP
Chartered Accountants

For and on behalf of the Board of Directors

G.K. Subramaniam
Partner

Sudhakar Rao
Chairman

Ashishkumar Chauhan
Managing Director & CEO

Date : October 28, 2016
Place : Mumbai

Nayan Mehta
Chief Financial Officer

Prajakta Powle
Company Secretary

BSE Limited

(Formerly known as Bombay Stock Exchange Limited)

Condensed Cash Flow Statement for period ended September 30, 2016

(₹ in Million)

PARTICULARS	For the six months ended September 30, 2016	For the six months ended September 30, 2015	For the year ended March 31, 2016
A. CASH FLOW FROM OPERATING ACTIVITIES			
Profit for the period / year	871.6	964.8	1,328.6
Adjustments for			
Income tax expenses recognised in profit and loss	44.3	(20.5)	(46.0)
Depreciation and Amortisation Expenses	220.0	221.8	485.3
Impairment loss on non financial assets	-	-	78.5
Loss/(Profit) on Sale / Disposal of Assets (Net)	(0.1)	0.2	(0.7)
Impairment loss on financial assets and Bad debts write off	41.6	20.7	26.5
Reversal impairment loss on financial assets carried at cost	-	1.7	-
Finance Cost	0.6	0.9	1.6
Net gain on derecognition of financial assets measured at amortised cost	-	-	(4.1)
Net gain on disposal of investment in subsidiary, joint venture and associate measured at cost	-	-	(58.6)
Net loss / (gain) on disposal of equity instrument measured at FVTPL	(12.1)	20.6	20.6
Net gain arising on financial assets measured at FVTPL	(8.2)	(6.2)	(10.7)
Reversal of impairment loss on financial assets	-	-	(14.7)
Interest Income	(691.1)	(634.7)	(1,304.8)
Dividend Income	(308.9)	(760.4)	(977.8)
Provision for Compensated Absences	19.3	7.2	22.1
Operating profit before working capital changes (as restated)	177.0	(183.9)	(454.2)
Movements in Working Capital			
(Increase) / Decrease in Trade Receivables	(151.2)	(60.5)	(57.6)
Increase / (Decrease) in Trade Payables	90.5	89.8	67.5
Increase / (Decrease) in Provisions	(1.8)	(9.8)	3.5
(Increase) / Decrease in Other financial assets and Other assets	(295.9)	41.3	245.1
Increase / (Decrease) in Other financial liabilities and Other liabilities	1,405.3	5.8	(338.3)
Cash Generated from / (used in) Operations	1,223.9	(117.3)	(534.0)
Direct taxes paid (net of refunds)	238.0	(132.4)	(279.1)
Net Cash from / (used in) Operating Activities	1,461.9	(249.7)	(813.1)
B. CASH FLOW FROM INVESTING ACTIVITIES			
Fixed Assets			
Purchase of fixed assets, including intangible assets, capital work in progress and capital advances	(235.7)	(192.1)	(582.2)
Proceeds from sale of fixed assets	1.1	0.6	1.8
Investments			
Net Increase in Investment in Equity and Debt instruments	(803.5)	(506.5)	(148.9)
Net (Increase) / Decrease in Fixed Deposits with Banks	(766.2)	494.9	264.9
Interest Received	504.3	215.3	1,214.8
Dividend Received	308.9	760.4	977.8
Net Cash generated from / (used in) Investing Activities	(991.1)	772.6	1,728.2
C. CASH FLOW FROM FINANCING ACTIVITIES			
Finance Cost	(1.5)	(0.2)	(2.0)
Dividend and taxes paid thereon	(483.3)	(545.9)	(937.3)
Increase in Trading members and Others Deposits	17.6	31.7	21.7
Share Issue Expenses	-	(10.4)	(10.4)
Net Cash from / (used in) Financing Activities	(467.2)	(524.8)	(928.0)
Net Increase / (Decrease) in Cash and Cash Equivalents (A+B+C)	3.6	(1.9)	(12.9)

BSE Limited			
(Formerly known as Bombay Stock Exchange Limited)			
Condensed Cash Flow Statement for period ended September 30, 2016			
(₹ in Million)			
PARTICULARS	For the six months ended September 30, 2016	For the six months ended September 30, 2015	For the year ended March 31, 2016
Cash and Cash Equivalents at the beginning of the year / period	21.3	34.2	34.2
Cash and Cash Equivalents at the end of the year / period*			
In Current Accounts	24.9	32.3	21.3
	24.9	32.3	21.3
* Cash and cash equivalents at the end of the year / period comprises			
i) Cash on Hand	-	-	-
ii) Cheques in Hand	-	-	-
iii) Balances with Banks			
In Current Accounts	24.9	32.3	21.3
In Deposit Accounts with original maturity of 3 months	-	-	-
Add: Earmarked Balance in Current Accounts	37.4	-	550.3
Add: Restricted Balance in Current Accounts	77.0	63.4	69.8
	139.3	95.7	641.4

See accompanying notes forming part of the financial statements

1. The Cash Flow Statement has been prepared under the "Indirect Method" as set out in Indian Accounting Standard - 7 "Cash Flow Statement".
2. Company has issued 34,28,572 equity shares to shareholder of United stock exchange of India Limited ("USE") pursuant to scheme of Amalgamation of USE with the Company.
3. Previous years' / period's audited figures have been regrouped wherever necessary.

In terms of our report attached

For Deloitte Haskins & Sells LLP
Chartered Accountants

For and on behalf of the Board of Directors

G.K. Subramaniam
Partner

Sudhakar Rao
Chairman

AshishKumar Chauhan
Managing Director & CEO

Date : October 28, 2016
Place : Mumbai

Nayan Mehta
Chief Financial Officer

Prajakta Powle
Company Secretary

BSE Limited

Significant accounting policies and notes to the accounts

For the period ended September 30, 2016

(Rupees in millions, except share and per share data, unless otherwise stated)

1. Company overview

BSE Limited (Formerly known as Bombay Stock Exchange Limited) herein after referred to as the “Exchange” or “Company” was established in 1875 and is Asia’s first Stock Exchange and one of India’s leading exchange groups. Over the past 140 years, BSE has provided a capital-raising platform and provided a platform for trading in equity, debt instruments, derivatives and mutual funds. It also has a platform for trading in equities of small-and-medium enterprises (SME). Pursuant to the BSE (Corporatization and Demutualization) Scheme, 2005 (the Scheme) notified by Securities and Exchange Board of India (“SEBI”) on May 20, 2005, the Exchange completed demutualization and Corporatization in May 2007 bringing about the separation of the ownership and management.

The financial statements were authorized for issuance by the Company’s Board of Directors and Audit Committee on October 28, 2016.

2. Significant accounting policies

2.1 Basis of preparation and presentation

2.1.1 Statement of compliance

The financial statements as at and for the period ended September 30, 2016 have been prepared in accordance with Indian Accounting Standards (“Ind AS”) notified under the Companies (Indian Accounting Standards) Rules, 2015 and Companies (Indian Accounting Standards) Amendment Rules, 2016.

In accordance with Ind AS 101 First-time Adoption of Indian Accounting Standard, the Company has presented a reconciliation from the presentation of financial statements under Accounting Standards notified under the Companies (Accounting Standards) Rules, 2006 (“Previous GAAP”) to Ind AS for Shareholders’ equity as at March 31, 2016 and April 1, 2015 and of the total comprehensive income for the six months ended September 30, 2015 and year ended March 31, 2016.

For all the periods upto and including six months and the year ended March 31, 2016, the Company prepared its financial statements in accordance with accounting standards notified under the section 133 of the Companies Act 2013 (“Indian GAAP” or “Previous GAAP”). These financial statement for the period ended September 30, 2016 are Company's first year of Ind AS financial statements.

These financial statements have been prepared in accordance with Ind AS 34 Interim Financial Reporting (Ind AS 34) as notified under the Companies (Indian Accounting Standards) Rules, 2015 read with Section 133 of the Companies Act, 2013.

The results of the interim period are not necessarily indication of the result that may be expected for any interim period / for full year.

2.1.2 Basis of measurement

The financial statements have been prepared on a historical cost convention and on an accrual basis, except for the following material items that have been measured at fair value as required by relevant Ind AS:

- (i) Certain financial assets and liabilities measured at fair value (refer accounting policy on financial Instruments);
- (ii) Defined benefit and other long-term employee benefits.

2.1.3 Functional and presentation currency

The financial statements are presented in Indian rupees, which is the functional currency of the [Company](#) and the currency of the primary economic environment in which the Company operates. All financial information presented in Indian rupees has been rounded to the nearest lakh except share and per share data.

BSE Limited

Significant accounting policies and notes to the accounts

For the period ended September 30, 2016

(Rupees in millions, except share and per share data, unless otherwise stated)

2.1.4 Use of estimates and judgment

The preparation of financial statements in conformity with Ind AS requires management to make judgments, estimates and assumptions that affect the application of accounting policies and the reported amounts of assets, liabilities, income and expenses. Actual results may differ from these estimates.

Estimates and underlying assumptions are reviewed on a periodic basis. Revisions to accounting estimates are recognized in the period in which the estimates are revised and in any future periods affected. In particular, information about significant areas of estimation, uncertainty and critical judgments in applying accounting policies that have the most significant effect on the amounts recognized in the financial statements is included in the following notes:

(i) *Income taxes*: The Company's tax jurisdiction is in India. Significant judgments are involved in determining the provision for income taxes, including the amount expected to be paid or recovered in connection with uncertain tax positions.

(ii) Minimum Alternate Tax (MAT) paid in accordance with the tax laws, which gives future economic benefits in the form of adjustment to future income tax liability, is considered as an asset if there is convincing evidence that the Company will pay normal income tax. Accordingly, MAT is recognised as an asset in the Balance Sheet when it is highly probable that future economic benefit associated with it will flow to the Company.

(iii) *Impairment of goodwill*: Determining whether goodwill is impaired requires an estimation of the value in use of the cash generating unit to which goodwill has been allocated. The value in use calculation requires to estimate the future cash flows expected to arise from the cash-generating unit and discount rate in order to calculate present value. Where the actual future cash flows are less than expected, a material impairment loss may arise. Goodwill is tested for impairment annually.

(iv) Defined employee benefit assets– determined based on the present value of future obligations using assumptions determined by the Company with advice from an independent qualified actuary.

(v) *Other estimates*: The preparation of financial statements involves estimates and assumptions that affect the reported amount of assets, liabilities, disclosure of contingent liabilities at the date of financial statements and the reported amount of revenues and expenses for the reporting period. Specifically, the Company estimates the probability of collection of accounts receivable by analyzing historical payment patterns, customer status, customer credit-worthiness and current economic trends. If the financial condition of a customer deteriorates, additional allowances may be required.

2.1.5 Summary of significant accounting policies

(i) Functional and presentation currency

Items included in the financial statements of the Company are measured using the currency of the primary economic environment in which these entities operate (i.e. the "functional currency"). The financial statements are presented in Indian Rupee, the national currency of India, which is the functional currency of the Company.

(ii) Foreign currency transactions and balances

Transactions in foreign currency are translated into the respective functional currencies using the exchange rates prevailing at the dates of the respective transactions. Foreign exchange gains and losses resulting from the settlement of such transactions and from the translation at the exchange rates prevailing at reporting date of monetary assets and liabilities denominated in foreign currencies are recognized in the statement of profit and loss and reported within foreign exchange gains/ (losses).

BSE Limited**Significant accounting policies and notes to the accounts****For the period ended September 30, 2016****(Rupees in millions, except share and per share data, unless otherwise stated)****(iii) Investment in subsidiaries**

Investment in subsidiaries is measured at cost. Dividend income from subsidiaries is recognised when its right to receive the dividend is established.

(iv) Investment in Joint Ventures

Investment in joint ventures is measured at cost. Dividend income from subsidiaries is recognised when its right to receive the dividend is established.

(v) Investment in Associate

Investment in associate is measured at cost. Dividend income from subsidiaries is recognised when its right to receive the dividend is established.

(vi) Investment Properties

Investment properties are properties held to earn rentals and / or for capital appreciation (including properties under construction for such purposes). Investment properties are measured initially at cost including transaction costs, Subsequent to initial recognition, investment properties are measured in accordance with Ind AS 16's requirements for cost model.

Investment property is derecognized upon disposal or when the investment property permanently withdrawn from use and no future economic benefits are expected from the disposal. Any gain or loss arising on derecognition of the property is included in the statement of profit or loss account in the period in which the property is derecognized.

Deemed cost on transition to Ind AS

For transition to Ind AS, the company has elected to continue with the carrying value of its investment property recognized as of April 1, 2015 measured as per the previous GAAP and that carrying value as its deemed cost as of the transition date.

(vii) Financial instruments

Financial assets and financial liabilities are recognised when company becomes a party to the contractual provisions of the instruments.

All financial instruments are recognised initially at fair value. Transaction costs that are attributable to the acquisition of the financial asset (other than financial assets recorded at fair value through profit or loss) are included in the fair value of the financial assets. Purchase or sales of financial assets that require delivery of assets within a time frame established by regulation or convention in the market place (regular way trade) are recognised on trade date. While, loans and borrowings and payable are recognised net of directly attributable transactions costs.

For the purpose of subsequent measurement, financial instruments of the Company are classified in the following categories: financial assets comprising amortised cost, financial assets (debt instruments) at fair value through other comprehensive income (FVTOCI), equity instruments at FVTOCI and fair value through profit and loss account (FVTPL), financial liabilities at amortised cost or FVTPL.

The classification of financial instruments depends on the objective of the business model for which it is held. Management determines the classification of its financial instruments at initial recognition.

BSE Limited

Significant accounting policies and notes to the accounts

For the period ended September 30, 2016

(Rupees in millions, except share and per share data, unless otherwise stated)

Financial assets

(a) Financial assets at amortised cost

A financial asset shall be measured at amortised cost if both of the following conditions are met:

- the financial asset is held within a business model whose objective is to hold financial assets in order to collect contractual cash flows and
- the contractual terms of the financial asset give rise on specified dates to cash flows that are solely payments of principal and interest on the principal amount outstanding (SPPI).

They are presented as current assets, except for those maturing later than 12 months after the reporting date which are presented as non-current assets. Financial assets are measured initially at fair value plus transaction costs and subsequently carried at amortized cost using the effective interest method, less any impairment loss.

Amortised cost are represented by investment in interest bearing debt instruments, trade receivables, security deposits, cash and cash equivalents, employee and other advances and eligible current and non-current assets.

Cash and cash equivalents comprise cash on hand and in banks and demand deposits with banks which can be withdrawn at any time without prior notice or penalty on the principal.

For the purposes of the cash flow statement, cash and cash equivalents include cash on hand, in banks and demand deposits with banks, net of outstanding bank overdrafts that are repayable on demand, book overdraft and are considered part of the Company's cash management system.

(b) Financial asset (debt instruments) at FVTOCI

A debt instrument shall be measured at fair value through other comprehensive income if both of the following conditions are met:

- the objective of the business model is achieved by both collecting contractual cash flows and selling financial assets and
- the asset's contractual cash flow represent SPPI Debt instruments included within FVTOCI category are measured initially as well as at each reporting period at fair value plus transaction costs. Fair value movements are recognised in other comprehensive income (OCI). However, the Company recognises interest income, impairment losses & reversals and foreign exchange gain loss in statement of profit and loss. On derecognition of the asset, cumulative gain or loss previously recognised in OCI is reclassified from equity to profit and loss. Interest earned is recognised under the expected interest rate (EIR) model.

Currently company has not classified any interest bearing debt instrument under this category.

(c) Equity instruments at FVTOCI and FVTPL

All equity instruments are measured at fair value other than investment in subsidiaries, joint venture and associate. Equity instruments held for trading is classified as FVTPL. For all other equity instruments, the Company may make an irrevocable election to present subsequent changes in the fair value in OCI. The Company makes such election on an instrument-by-instrument basis.

If the Company decides to classify an equity instrument as at FVTOCI, then all fair value changes on the instrument, excluding dividend are recognised in OCI which is not subsequently recycled to statement of profit and loss.

Currently company has not classified any equity instrument at FVTOCI.

BSE Limited**Significant accounting policies and notes to the accounts****For the period ended September 30, 2016****(Rupees in millions, except share and per share data, unless otherwise stated)****(d) Financial assets at FVTPL**

FVTPL is a residual category for financial assets. Any financial asset which does not meet the criteria for categorization as at amortised cost or as FVTOCI, is classified as FVTPL. In addition the Company may elect to designate the financial asset, which otherwise meets amortised cost or FVOCI criteria, as FVTPL if doing so eliminates or significantly reduces a measurement or recognition inconsistency. The Company has not designated any financial asset as FVTPL. Financial assets included within the FVTPL category are measured at fair values with all changes in the statement of profit and loss.

Earmarked Funds: Earmarked Funds represent deposits, margins, etc. held for specific purposes. These amounts are invested and the same are earmarked in the Balance Sheet. The Gain/(Loss) on Fair Value of the investments from these earmarked funds are shown as liabilities/asset and are not routed through the Statement of Profit and Loss.

Financial liabilities**(a) Financial liabilities at amortised cost**

Financial liabilities at amortised cost represented by trade and other payables are initially recognized at fair value, and subsequently carried at amortized cost using the effective interest method.

(b) Financial liabilities at FVTPL

Financial liabilities at FVTPL represented by contingent consideration are measured at fair value with all changes recognised in the statement of profit and loss.

(viii) Property, plant and equipment

(a) Recognition and measurement: Property, plant and equipment are measured at cost less accumulated depreciation and impairment losses, if any. Cost includes expenditures directly attributable to the acquisition of the asset.

(b) Depreciation: The Company depreciates property, plant and equipment over the estimated useful life on a written down method basis from the date the assets are ready for intended use. Assets acquired under finance lease and leasehold improvements are amortized over the lower of estimated useful life and lease term. The estimated useful lives of assets for the current and comparative period of significant items of property, plant and equipment are as follows:

Category	Useful life
Buildings	60 years
Plant and Equipments	15 years
Electrical installations	10 years
Computers Hardware and Networking Equipments – Owned	3-6 years
Computers Hardware and Networking Equipments - under finance lease	6 years
Furniture, fixtures and Office equipment	5-10 years
Motor vehicles	8 years

Depreciation methods, useful lives and residual values are reviewed at each reporting date, with the effect of any changes in estimate accounted for on a prospective basis.

When parts of an item of property, plant and equipment have different useful lives, they are accounted for as separate items (major components) of property, plant and equipment. Subsequent expenditure relating to property, plant and equipment is capitalized only when it is probable that future economic benefits associated with these will flow to the Company and the cost of the item can be measured reliably. Repairs and maintenance costs are recognized in the statement of profit and loss when incurred. The cost and related accumulated depreciation are eliminated from the financial statements upon sale or disposition of the asset and the resultant gains or losses are recognized in the statement of profit and loss.

BSE Limited**Significant accounting policies and notes to the accounts****For the period ended September 30, 2016****(Rupees in millions, except share and per share data, unless otherwise stated)**

Amounts paid towards the acquisition of property, plant and equipment outstanding as of each reporting date and the cost of property, plant and equipment not ready for intended use before such date are disclosed under capital work- in-progress.

Deemed cost on transition to Ind AS

For transition to Ind AS, the Company has elected to continue with the carrying value of all of its property plant and equipment's recognised as of April 1, 2015 (transition date) measured as per the previous GAAP and use that carrying value as its deemed cost as of the transition date.

(ix) Intangible assets

Intangible assets are stated at cost less accumulated amortization and impairment. Intangible assets are amortized over their respective estimated useful lives on a "Written Down Value", from the date that they are available for use. The estimated useful life of an identifiable intangible asset is based on a number of factors including the effects of obsolescence, demand, competition and other economic factors (such as the stability of the industry and known technological advances) and the level of maintenance expenditures required to obtain the expected future cash flows from the asset.

The estimated useful lives of intangibles are as follows:

Category	Useful life
Computer software	6 years

Derecognition of intangible assets

An intangible asset is derecognised on disposal, or when no future economic benefits are expected from use or disposal. Gains or losses arising from derecognition of an intangible asset, measured as the difference between the net disposal proceeds and the carrying amount of the asset, and are recognised in profit or loss when the asset is derecognised.

Deemed cost on transition to Ind AS

For transition to Ind AS, the Company has elected to continue with the carrying value of all of its intangible assets recognised as of April 1, 2015 (transition date) measured as per the previous GAAP and use that carrying value as its deemed cost as of the transition date

(x) Leases

Leases under which the Company assumes substantially all the risks and rewards of ownership are classified as finance leases. All other leases are classified as operating leases.

Finance Lease

When acquired, such assets are capitalized at fair value or present value of the minimum lease payments at the inception of the lease, whichever is lower.

Operating Lease

Lease payments under operating leases are recognised as an expense on a straight line basis in the statement of profit and loss over the lease term except where the lease payments are structured to increase in line with expected general inflation.

(xi) Impairment**(a) Financial assets carried at amortised cost and FVTOCI**

In accordance with Ind AS 109, the Company applies expected credit loss (ECL) model for measurement and recognition of impairment loss. The Company follows 'simplified approach' for recognition of impairment loss allowance on trade receivable.

BSE Limited

Significant accounting policies and notes to the accounts

For the period ended September 30, 2016

(Rupees in millions, except share and per share data, unless otherwise stated)

The application of simplified approach does not require the Company to track changes in credit risk. Rather, it recognises impairment loss allowance based on lifetime ECLs at each reporting date, right from its initial recognition.

For recognition of impairment loss on other financial assets and risk exposure, the Company determines that whether there has been a significant increase in the credit risk since initial recognition. If credit risk has not increased significantly, 12-month ECL is used to provide for impairment loss. However, if credit risk has increased significantly, lifetime ECL is used. If in subsequent period, credit quality of the instrument improves such that there is no longer a significant increase in credit risk since initial recognition, then the entity reverts to recognising impairment loss allowance based on 12 month ECL. Lifetime ECLs are the expected credit losses resulting from all possible default events over the expected life of a financial instrument. The 12 month ECL is a portion of the lifetime ECL which results from default events that are possible within 12 months after the reporting date. ECL is the difference between all contractual cash flows that are due to the Company in accordance with the contract and all the cash flows that the entity expects to receive (i.e. all shortfalls), discounted at the original EIR. When estimating the cash flows, an entity is required to consider:

- All contractual terms of the financial instrument (including prepayment, extension etc.) over the expected life of the financial instrument. However, in rare cases when the expected life of the financial instrument cannot be estimated reliably, then the entity is required to use the remaining contractual term of the financial instrument.
- Cash flows from the sale of collateral held or other credit enhancements that are integral to the contractual terms.

The Company has used a practical expedient by computing the expected credit loss allowance for trade receivable based on a detailed analysis of trade receivable by individual departments.

ECL impairment loss allowance (or reversal) recognised during the period is recognised as income/expense in the statement of profit and loss. The balance sheet presentation for various financial instruments is described below:

Financial assets measured at amortised cost, contractual revenue receivable: ECL is presented as an allowance, i.e. as an integral part of the measurement of those assets in the balance sheet. The allowance reduces the net carrying amount. Until the asset meets write off criteria, the Company does not reduce impairment allowance from the gross carrying amount.

(b) Non-financial assets

The Company assesses at each reporting date whether there is any objective evidence that a non financial asset or a group of non financial assets is impaired. If any such indication exists, the Company estimates the amount of impairment loss. An impairment loss is calculated as the difference between an asset's carrying amount and recoverable amount. Losses are recognised in profit or loss and reflected in an allowance account. When the Company considers that there are no realistic prospects of recovery of the asset, the relevant amounts are written off. If the amount of impairment loss subsequently decreases and the decrease can be related objectively to an event occurring after the impairment was recognised, then the previously recognised impairment loss is reversed through profit or loss.

The recoverable amount of an asset or cash-generating unit (as defined below) is the greater of its value in use and its fair value less costs to sell. In assessing value in use, the estimated future cash flows are discounted to their present value using a pre-tax discount rate that reflects current market assessments of the time value of money and the risks specific to the asset. For the purpose of impairment testing, assets are grouped together into the smallest group of assets that generates cash inflows from continuing use that are largely independent of the cash inflows of other assets or groups of assets (the "cash-generating unit").

BSE Limited**Significant accounting policies and notes to the accounts****For the period ended September 30, 2016****(Rupees in millions, except share and per share data, unless otherwise stated)****(xii) Employee benefit**

The Company participates in various employee benefit plans. Post-employment benefits are classified as either defined contribution plans or defined benefit plans. Under a defined contribution plan, the Company's only obligation is to pay a fixed amount with no obligation to pay further contributions if the fund does not hold sufficient assets to pay all employee benefits. The related actuarial and investment risks fall on the employee. The expenditure for defined contribution plans is recognized as expense during the period when the employee provides service. Under a defined benefit plan, it is the Company's obligation to provide agreed benefits to the employees. The related actuarial and investment risks fall on the Company. The present value of the defined benefit obligations is calculated using the projected unit credit method.

The Company has the following employee benefit plans:

(a) Gratuity

In accordance with the Payment of Gratuity Act, 1972, the Company provides for a lump sum payment to eligible employees, at retirement or termination of employment based on the last drawn salary and years of employment with the Company. The Company's obligation in respect of the gratuity plan, which is a defined benefit plan, is provided for based on actuarial valuation using the projected unit credit method.

Actuarial gains or losses are recognized in other comprehensive income. Further, the profit or loss does not include an expected return on plan assets. Instead net interest recognized in profit or loss is calculated by applying the discount rate used to measure the defined benefit obligation to the net defined benefit liability or asset. The actual return on the plan assets above or below the discount rate is recognized as part of re-measurement of net defined liability or asset through other comprehensive income.

Remeasurements comprising actuarial gains or losses and return on plan assets (excluding amounts included in net interest on the net defined benefit liability) are not reclassified to profit or loss in subsequent periods.

(b) Compensated absences

The employees of the Company are entitled to compensated absences. The employees can carry forward a portion of the unutilised accumulating compensated absences and utilise it in future periods or receive cash at retirement or termination of employment. The Company records an obligation for compensated absences in the period in which the employee renders the services that increases this entitlement. The Company measures the expected cost of compensated absences as the additional amount that the Company expects to pay as a result of the unused entitlement that has accumulated at the end of the reporting period. The Company recognizes accumulated compensated absences based on actuarial valuation. Non-accumulating compensated absences are recognized in the period in which the absences occur. The Company recognizes actuarial gains and losses immediately in the statement of profit and loss.

(xiii) Provisions

Provisions are recognized when the Company has a present obligation (legal or constructive) as a result of a past event, it is probable that an outflow of economic benefits will be required to settle the obligation, and a reliable estimate can be made of the amount of the obligation.

The amount recognized as a provision is the best estimate of the consideration required to settle the present obligation at the end of the reporting period, taking into account the risks and uncertainties surrounding the obligation.

When some or all of the economic benefits required to settle a provision are expected to be recovered from a third party, the receivable is recognized as an asset, if it is virtually certain that reimbursement will be received and the amount of the receivable can be measured reliably.

Provisions for onerous contracts are recognized when the expected benefits to be derived by the Company from a contract are lower than the unavoidable costs of meeting the future obligations under the contract.

BSE Limited

Significant accounting policies and notes to the accounts

For the period ended September 30, 2016

(Rupees in millions, except share and per share data, unless otherwise stated)

Provisions for onerous contracts are measured at the present value of lower of the expected net cost of fulfilling the contract and the expected cost of terminating the contract.

Provisions are reviewed at each balance sheet date adjusted to reflect the current best estimates. Contingent liabilities are not recognized in the financial statements. A contingent asset is neither recognized nor disclosed in the financial statements.

(xiv) Revenue

The Company derives revenue primarily from Services to Corporate and Securities Services. The Company recognizes revenue when the significant terms of the arrangement are enforceable, services have been delivered and the collectability is reasonably assured. The method for recognizing revenues and costs depends on the nature of the services rendered:

(a) Time and service contracts

Revenues and costs relating to time and service contracts are recognized as the related services are rendered.

(b) Annual / monthly Fee contracts

Revenue from Annual / monthly fee contracts is recognized ratably over the period of the contract using the percentage of completion method. When services are performed through an indefinite number of repetitive acts over a specified period of time, revenue is recognized on a straight line basis over the specified period or under some other method that better represents the stage of completion.

The Company accounts for volume discounts and pricing incentives to customers by reducing the amount of revenue recognized at the time of sale. Revenues are shown net of sales tax, value added tax, service tax and applicable discounts and allowances.

(xv) Finance income and expense

Finance income consists of interest income on funds invested, dividend income and gains on the disposal of FVTPL financial assets. Interest income is recognized as it accrues in the statement of profit and loss, using the effective interest method.

Dividend income is recognized in the statement of profit and loss on the date that the Company's right to receive payment is established.

Finance expenses consist of interest expense on loans, borrowings and finance lease. Borrowing costs are recognized in the statement of profit and loss using the effective interest method.

(xvi) Income tax

Income tax comprises current and deferred tax. Income tax expense is recognized in the statement of profit and loss except to the extent it relates to items directly recognized in equity or in other comprehensive income.

(a) Current income tax

Current income tax for the current and prior periods are measured at the amount expected to be recovered from or paid to the taxation authorities based on the taxable income for the period. The tax rates and tax laws used to compute the current tax amount are those that are enacted or substantively enacted by the reporting date and applicable for the period. The Company offsets current tax assets and current tax liabilities, where it has a legally enforceable right to set off the recognized amounts and where it intends either to settle on a net basis or to realize the asset and liability simultaneously.

(b) Deferred income tax

Deferred income tax is recognized using the balance sheet approach. Deferred income tax assets and liabilities are recognized for deductible and taxable temporary differences arising between the tax base of

BSE Limited

Significant accounting policies and notes to the accounts

For the period ended September 30, 2016

(Rupees in millions, except share and per share data, unless otherwise stated)

assets and liabilities and their carrying amount in financial statements, except when the deferred income tax arises from the initial recognition of goodwill or an asset or liability in a transaction that is not a business combination and affects neither accounting nor taxable profits or loss at the time of the transaction.

Deferred income tax asset are recognized to the extent that it is probable that taxable profit will be available against which the deductible temporary differences, and the carry forward of unused tax credits and unused tax losses can be utilized. Deferred income tax liabilities are recognized for all taxable temporary differences. The carrying amount of deferred income tax assets is reviewed at each reporting date and reduced to the extent that it is no longer probable that sufficient taxable profit will be available to allow all or part of the deferred income tax asset to be utilized. Deferred income tax assets and liabilities are measured at the tax rates that are expected to apply in the period when the asset is realized or the liability is settled, based on tax rates (and tax laws) that have been enacted or substantively enacted at the reporting date.

Deferred tax assets include Minimum Alternate Tax (MAT) paid in accordance with the tax laws in India, which is likely to give future economic benefits in the form of availability of set off against future income tax liability. Accordingly, MAT is recognised as deferred tax asset in the balance sheet when the asset can be measured reliably and it is probable that the future economic benefit associated with the asset will be realised.

The Company recognises interest levied and penalties related to income tax assessments in income tax expenses.

(xvii) Earnings per share

The Company reports basic and diluted earnings per share in accordance with Ind AS 33 on Earnings per share. Basic earnings per share is computed using the weighted average number of equity shares outstanding during the period.

Diluted EPS is computed by dividing the net profit after tax by the weighted average number of equity shares considered for deriving basic EPS and also weighted average number of equity shares that could have been issued upon conversion of all dilutive potential equity shares. Dilutive potential equity shares are deemed converted as of the beginning of the period, unless issued at a later date. Dilutive potential equity shares are determined independently for each period presented. The number of equity shares and potentially dilutive equity shares are adjusted for bonus shares, as appropriate.

(xviii) Current / Non-current classification

The company present assets and liabilities in the balance sheet based on current/non-current classification

Assets : An asset is classified as current when it satisfies any of the following criteria:

- (a)** it is expected to be realised in, or is intended for sale or consumption in, the entity's normal operating cycle;
- (b)** it is held primarily for the purpose of being traded;
- (c)** it is expected to be realised within twelve months after the balance sheet date; or
- (d)** it is cash or a cash equivalent unless it is restricted from being exchanged or used to settle a liability for atleast twelve months after the balance sheet date
- (e)** All other assets are classified as non-current.

Liabilities : A liability is classified as current when it satisfies any of the following criteria:

- (a)** it is expected to be settled in, the entity's normal operating cycle;
- (b)** it is held primarily for the purpose of being traded; it is due to be settled within twelve months after the balance sheet date; or
- (c)** the Company does not have an unconditional right to defer settlement of the liability for at least twelve months after the balance sheet date.
- (d)** All other liabilities are classified as non-current.

BSE Limited

Significant accounting policies and notes to the accounts

For the period ended September 30, 2016

(Rupees in millions, except share and per share data, unless otherwise stated)

Deferred tax assets and liabilities are classified as non-current assets and liabilities.

Operating Cycle

Based on the nature of products / activities of the Company and the normal time between acquisition of assets and their realisation in cash or cash equivalents, the Company has determined its operating cycle as 12 months for the purpose of classification of its assets and liabilities as current and non-current.

2. New standards and interpretations not yet adopted

Ind AS 115 Revenue from Contracts with Customers:

Ind AS 115, Revenue from Contracts with Customers was initially notified under the Companies (Indian Accounting Standards) Rules, 2015.

The standard applies to contracts with customers. The core principle of the new standard is that an entity should recognize revenue to depict transfer of promised goods or services to customers in an amount that reflects the consideration to which the entity expects to be entitled in exchange for those goods or services. Further, the new standard requires enhanced disclosures about the nature, timing and uncertainty of revenues and cash flows arising from the entity's contracts with customers. The new standard offers a range of transition options. An entity can choose to apply the new standard to its historical transactions - and retrospectively adjust each comparative period. Alternatively, an entity can recognize the cumulative effect of applying the new standard at the date of initial application and make no adjustments to its comparative information. The chosen transition option can have a significant effect on revenue trends in the financial statements. A change in the timing of revenue recognition may require a corresponding change in the timing of recognition of related costs.

The standard has been currently deferred. The Company is currently evaluating the requirements of Ind AS 115, and has not yet determined the impact on the financial statements.

3. Explanation of Transition to Ind AS

The transition as at April 1, 2015 to Ind AS was carried out from Previous GAAP. The exemptions and exceptions applied by the Company in accordance with Ind AS 101 First-time Adoption of Indian Accounting Standards, the reconciliations of equity and total comprehensive income in accordance with Previous GAAP to Ind AS are explained below.

3.1 Exemptions from retrospective application:

3.1.1 Deemed Cost

The Company has elected to continue with the carrying value of all the property, plant and equipment, investment properties and intangible assets recognised as of April 1, 2015 (transition date) measured as per the previous GAAP and use that carrying value as its deemed cost as of the transition date.

3.1.2 Past business combinations

The Company has elected not apply Ind AS 103 Business Combination retrospectively to past business combinations that occurred before the transition date of April 1, 2015. Consequently,

- (i) The Company has kept the same classification for the past business combinations as in its previous GAAP financial statements.
- (ii) The Company has not recognised assets and liabilities that was not recognised in accordance with previous GAAP in the balance sheet of the acquirer and would also not qualify for the recognition in accordance with Ind AS in the separate balance sheet of the acquiree.
- (iii) The Company has excluded from its opening balance sheet those items recognised in accordance with previous GAAP that do not qualify for recognition as an asset or liability under Ind AS;
- (iv) The Company has tested the goodwill for impairment at the transition date based on the conditions as of the transition date;

BSE Limited**Significant accounting policies and notes to the accounts****For the period ended September 30, 2016****(Rupees in millions, except share and per share data, unless otherwise stated)**

The above exemption in respect of business combinations has also been applied to past acquisitions of investments in associates, interests in joint ventures and interests in joint operations in which the activity of the joint operation constitutes a business, as defined in Ind AS 103

3.1.3 Classification of debt instruments

The Company has determined the classification of debt instruments in terms of whether they meet amortised cost criteria or the FVTOCI criteria based on the facts and circumstances that existing as of transition date.

3.1.4 Impairment of financial assets

The Company has applied the impairment requirements of Ind AS 109 retrospectively; however, as permitted by Ind AS 101, it has used reasonable and supportable information that is available without undue cost or effort to determine the credit risk at the date that financial instruments were initially recognised in order to compare it with the credit risk at the transition date. Further, the Company has not undertaken an exhaustive search for information when determining, at the date of transition to Ind ASs, whether there have been significant increases in credit risk since initial recognition, as permitted by Ind AS 101.

3.1.5 Determining whether an arrangement contains a lease

The Company has applied Appendix C of Ind AS 17 determining whether an arrangement contains a Lease to determine whether an arrangement existing at the transition date contains a lease on the basis of facts and circumstances existing at that date.

3.1.6 Equity investments at FVTPL

The Company has designated investment in equity shares as at FVTPL on the basis of facts and circumstances that existed at the transition date.

BSE Limited
Significant accounting policies and notes to the accounts
For the period ended September 30, 2016
(Rupees in millions, except share and per share data, unless otherwise stated)

4 Reconciliations between Previous GAAP and Ind AS

4.1 Effect of Ind AS adoption on the Standalone Balance Sheet as at March 31, 2016 and April 1, 2015

PARTICULARS	Note No.	As at March 31, 2016 (End of last period presented under previous GAAP)			As at April 1, 2015 (Date of transition)		
		Previous GAAP	Effect of Ind AS Transition	As per Ind AS Balance Sheet	Previous GAAP	Effect of Ind AS Transition	As per Ind AS Balance Sheet
ASSETS							
1 Non-current assets							
a. Property, plant and equipment	d	1,301.6	(50.1)	1,251.5	1,208.3	(52.6)	1,155.7
b. Capital work-in-progress		6.0	-	6.0	30.5	-	30.5
c. Investment property	d	-	50.1	50.1	-	52.6	52.6
d. Goodwill		-	-	-	78.5	-	78.5
e. Other intangible assets		190.4	-	190.4	213.4	-	213.4
f. Intangible assets under development		10.9	-	10.9	6.1	-	6.1
g. Financial assets							
i. Investments							
a. Investment in subsidiaries		5,746.5	-	5,746.5	5,745.5	-	5,745.5
b. Investment in joint ventures		0.1	-	0.1	9.9	-	9.9
c. Investment in associates		-	-	-	25.3	-	25.3
d. Other investments	e & f	10,488.9	10.5	10,499.4	8,639.2	2.0	8,641.2
iii. Others financial assets	i & l	1,716.7	(2.8)	1,713.9	1,335.9	(4.0)	1,331.9
h. Deferred tax assets (net)	j	26.0	(6.3)	19.7	-	-	-
i. Non current tax assets (net)		775.6	-	775.6	523.8	-	523.8
j. Other non-current assets	i	22.4	0.9	23.3	287.3	(256.5)	30.8
Total Non-Current Assets		20,285.1	2.3	20,287.4	18,103.7	(258.5)	17,845.2
2 Current assets							
a. Financial assets							
i. Investments	e & f	2,448.1	1.6	2,449.7	4,265.1	8.3	4,273.4
ii. Trade receivables		294.1	-	294.1	263.0	-	263.0
iii. Cash and cash equivalents		641.4	-	641.4	88.8	-	88.8
iv. Bank balances other than (iii) above	k	4,965.1	-	4,965.1	5,611.0	-	5,611.0
v. Other financial assets	i	497.9	-	497.9	595.1	0.5	595.6
b. Other current assets	i	45.0	7.9	52.9	89.0	2.7	91.7
Total Current Assets		8,891.6	9.5	8,901.1	10,912.0	11.5	10,923.5
Total Assets (1+2)		29,176.7	11.8	29,188.5	29,015.7	(247.0)	28,768.7
EQUITY AND LIABILITIES							
1 Equity							
a. Equity share capital		107.4	-	107.4	107.3	-	107.3
b. Other equity		22,428.8	537.4	22,966.2	22,183.9	400.9	22,584.8
Total Equity	4.2	22,536.2	537.4	23,073.6	22,291.2	400.9	22,692.1
2 LIABILITIES							
Non-current liabilities							
a. Financial liabilities							
Other financial liabilities		55.4	-	55.4	43.6	-	43.6
b. Deferred tax liabilities (Net)	j	-	-	-	25.1	0.9	26.0
c. Other non-current liabilities		9.5	-	9.5	11.3	-	11.3
Total Non-Current Liabilities		64.9	-	64.9	80.0	0.9	80.9
3 Current liabilities							
a. Financial liabilities							
i. Trade payables							
a. Total outstanding dues of micro enterprises and small enterprises		408.5	-	408.5	341.0	-	341.0
b. Total outstanding dues of creditors other than micro enterprises and small enterprises							
ii. Other financial liabilities	f	4,309.0	-	4,309.0	4,175.9	8.2	4,184.1
b. Provisions	b	580.9	(525.6)	55.3	708.8	(657.0)	51.8
c. Current tax liabilities (Net)		85.2	-	85.2	85.2	-	85.2
d. Other current liabilities		1,192.0	-	1,192.0	1,333.6	-	1,333.6
Total Current Liabilities		6,575.6	(525.6)	6,050.0	6,644.5	(648.8)	5,995.7
Total Equity and Liabilities (1+2+3)		29,176.7	11.8	29,188.5	29,015.7	(247.0)	28,768.7

BSE Limited
 Significant accounting policies and notes to the accounts
 For the period ended September 30, 2016
 (Rupees in millions, except share and per share data, unless otherwise stated)

4.2 Equity reconciliations as at March 31, 2016 and April 1, 2015

Particulars	Notes	As at March 31, 2016	As at March 31, 2015
As reported under Previous GAAP		22,536.2	22,291.2
Reversal of Contribution to Core SGF Prior Period Item adjusted to Opening Retained Earnings	a	-	(257.9)
Reversal of proposed dividend in the absence of obligating event	b	525.6	657.0
Effect of measuring investments in bonds at amortised cost	e	7.4	1.5
Effect of measuring investments in mutual fund units at fair value through profit or loss	f	12.1	2.4
Effect of measuring deposits at fair valuation at initial recognition and amortised cost at subsequent measurement	i	(0.5)	(0.5)
Others	i	(0.9)	(0.7)
Deferred tax on Ind AS adjustments	j	(6.3)	(0.9)
Equity under Ind AS		23,073.6	22,692.1

4.3 Effect of Ind AS adoption on the Standalone Statement of Profit and Loss for the year ended March 31, 2016 and six months ended September 30, 2015

PARTICULARS	Note No.	For the year ended March 31, 2016 (End of last period presented under previous GAAP)			For the six months ended September 30, 2015 (End of last period presented under previous GAAP)		
		Previous GAAP	Effect of Ind AS Transition	As per Ind AS	Previous GAAP	Effect of Ind AS Transition	As per Ind AS
1 Revenue from operations: Income from							
Securities services		774.5	-	774.5	341.1	-	341.1
Services to corporates		1,611.1	-	1,611.1	702.6	-	702.6
Data dissemination fees		224.2	-	224.2	108.7	-	108.7
Revenue from operations		2,609.8	-	2,609.8	1,152.4	-	1,152.4
2 Investment income	e, f & k	2,340.4	(5.0)	2,335.4	1,393.1	(12.4)	1,380.7
3 Other income		207.8	1.2	209.0	104.9	0.6	105.5
4 Total revenue (1+2+3)		5,158.0	(3.8)	5,154.2	2,650.4	(11.8)	2,638.6
5 Expenses							
Employee benefits expense	i	585.7	1.3	587.0	284.6	(4.0)	280.6
Finance costs		1.6	-	1.6	0.9	-	0.9
Depreciation and amortisation expense	h	563.8	(78.5)	485.3	260.8	(39.0)	221.8
Impairment loss on financial assets		11.4	(20.6)	(9.2)	19.4	-	19.4
Reversal of impairment loss on financial assets		(14.7)	-	(14.7)	-	-	-
Other expenses	h, l & k	2,009.5	79.4	2,088.9	1,017.6	(20.1)	997.5
Prior period item	a	257.9	(257.9)	-	257.9	(257.9)	-
Total expenses		3,415.2	(276.3)	3,138.9	1,841.2	(321.0)	1,520.2
6 Profit before exceptional items and tax (4 -5)		1,742.8	272.5	2,015.3	809.2	309.2	1,118.4
7 Exceptional items :							
Liquidity enhancement incentive program scheme		172.4	-	172.4	128.1	-	128.1
Settlement guarantee fund (25% transfer of profit)		514.3	-	514.3	-	-	-
Others		46.0	-	46.0	46.0	-	46.0
Total exceptional items		732.7	-	732.7	174.1	-	174.1
8 Profit before tax (6 -7)		1,010.1	272.5	1,282.6	635.1	309.2	944.3
9 Tax expense:							
Current tax		-	-	-	-	-	-
MAT Credit entitlement		-	-	-	-	-	-
Deferred tax	j	(51.1)	5.1	(46.0)	(36.4)	15.9	(20.5)
Total tax expenses		(51.1)	5.1	(46.0)	(36.4)	15.9	(20.5)
10 Profit for the period / year (8-9)		1,061.2	267.4	1,328.6	671.5	293.3	964.8
11 Other comprehensive income							
Items that will not be reclassified to profit or loss							
i. Remeasurements of the defined benefit plans;	g	-	0.8	0.8	-	(4.4)	(4.4)
ii. Income tax relating to items that will not be reclassified to profit or loss	j	-	0.3	0.3	-	(1.5)	(1.5)
Total other comprehensive income for the period / year		-	0.5	0.5	-	(2.9)	(2.9)
12 Total Comprehensive Income for the period / year (10+11)	4.4	1,061.2	267.9	1,329.1	671.5	290.4	961.9

BSE Limited
 Significant accounting policies and notes to the accounts
 For the period ended September 30, 2016
 (Rupees in millions, except share and per share data, unless otherwise stated)

4.4 Total Comprehensive Income reconciliation for the year ended March 31, 2016 and period ended September 30, 2015

Particulars	Notes	For the year ended March 31, 2016	For the six months ended September 30, 2015
Net Profit after tax as reported under previous GAAP		1,061.2	671.5
Reversal of Contribution to Core SGF Prior Period Item adjusted to Opening Retained Earnings	a	257.9	257.9
Remeasurement of defined benefit plans recognised in Other Comprehensive Income	c	(0.8)	4.4
Effect of measuring investments at effective interest rate	e	5.9	2.9
Effect of measuring investments at Fair Value through profit or loss	f	9.7	5.3
Amortisation of goodwill	h	-	39.0
Others	i	(0.2)	(0.3)
Deferred taxes adjustments	j	(5.1)	(15.9)
Net Profit for the period / year as per Ind AS		1,328.6	964.8
Other Comprehensive Income	c and g	0.5	(2.9)
Total Comprehensive Income for the period / year as per Ind AS		1,329.1	961.9

Notes to Reconciliations

- a Under previous GAAP, all prior period items are included in determination of net profit or loss for the period in which error pertaining to a prior period is discovered and are separately disclosed in the statement of profit and loss in a manner that impact on current profit or loss can be perceived. Under Ind AS, such errors are corrected retrospectively by restating comparative amounts for the prior periods presented in which the error occurred or if the error occurred before the earliest period presented, by restating the opening statement of financial position. The effect of this change is an increase in total equity as at March 31, 2016 of nil (Rs 257.9 as at April 1, 2015) and an increase in profit before tax of Rs. 257.9 for the year ended March 31, 2016 (Rs. 257.9 for the six months ended September 30, 2015).
- b Under previous GAAP, dividends on equity shares recommended by the board of directors after the end of the reporting period but before the financial statements were approved for issue were recognised in the financial statements as a liability. Under Ind AS, such dividends are recognised when declared by the members in a general meeting. The effect of this change is an increase in total equity as at March 31, 2016 of Rs. 525.6 (Rs 657.0 as at April 1, 2015), but does not affect profit before tax and total profit for the year ended March 31, 2016.
- c Under previous GAAP, actuarial gains and losses were recognised in profit or loss. Under Ind AS, the actuarial gains and losses form part of remeasurement of the net defined benefit liability / asset which is recognised in other comprehensive income. Consequently, the tax effect of the same has also been recognised in other comprehensive income under Ind AS instead of profit or loss. The actuarial gains for the year ended March 31, 2016 were Rs. 0.8 and the tax effect thereon Rs. 0.3 and six months ended September 30, 2015 were Rs. -4.4 and the tax effect thereon Rs. -1.5. This change does not affect total equity, but there is a decrease in profit before tax of Rs. 0.8, and in total profit of Rs. 0.3 for the year ended March 31, 2016 (increase in profit before tax of Rs. 4.4 and in total profit of Rs. 3.3 for the six months ended September 30, 2015).
- d Under previous GAAP, there was no requirement to present investment property separately and the same was included under property, plant and equipments and measured at cost less accumulated depreciation. Under Ind AS, investment property is required to be presented separately in the balance sheet and depreciation is charged on it. Accordingly, the carrying value of investment property as at March 31, 2016 of Rs. 50.1 (Rs. 52.6 as at April 1, 2015) under previous GAAP has been reclassified to a separate line item on the face of the balance sheet and depreciation provided based on the estimated useful life. This change does not affect total equity.
- e Under previous GAAP, Interest bearing long term investments including current maturity of interest bearing long term investments were measured at cost less diminution in value which is other than temporary. Under Ind AS, these financial assets have been classified at amortised cost and interest income is accounted as per effective interest rate method. On the date of transition to Ind AS, these financial assets have been measured at value which would have been the value if these investment would have accounted as per Ind AS. The net effect of these changes is an increase in total equity as at March 31, 2016 of Rs. 7.4 (Rs. 1.5 as at April 1, 2015) and there is an increase in profit before tax of Rs. 5.9 for the year ended March 31, 2016 (Rs. 2.9 for the six months ended September 30, 2015).
- f Under previous GAAP, Non interest bearing Non-current investments and current investments in debt instruments were measured at cost less diminution in value under Ind AS, these financial assets have been classified at FVTPL on the date of transition to Ind AS. The fair value changes are recognised in profit or loss and credited to respective earmarked liabilities for investment earmarked against them. On transitioning to Ind AS, these financial assets have been measured at their fair values which is higher than cost as per previous GAAP, resulting in an increase in carrying amount by Rs. 12.1 as at March 31, 2016 and by Rs. 2.4 as at April 1, 2015. The corresponding deferred taxes have also been recognised as at March 31, 2016 and as at April 1, 2015. The net effect of these changes is an increase in total equity as at March 31, 2016 of Rs. 12.1 (Rs. 2.4 as at April 1, 2015), increase in profit before tax of Rs. 9.7 (increase in profit before tax of Rs. 5.3 for the six months ended September 30, 2015).
- g Under previous GAAP, there was no concept of other comprehensive income. Under Ind AS, specified items of income, expense, gains, or losses are required to be presented in other comprehensive income.
- h Under previous GAAP, Goodwill on amalgamation (business combination) in nature of purchase was required to be amortised over a period not exceeding five years, where company had decided to amortise goodwill on amalgamation with respect to amalgamation of United Stock Exchange of India Limited with BSE Limited. These goodwill are not amortised but tested for impairment as per Ind AS. Company has applied the exemption available on not accounting business combination transaction retrospectively hence on transitioning to Ind AS, goodwill have been measured at carrying value and tested for impairment. Impairment loss is accounted in profit and loss account in the period in which impairment is identified. Carrying value as per previous GAAP and Ind AS was same as at March 31, 2016 and April 1, 2015. The net effect of these changes is an increase in total equity as at March 31, 2016 of Nil (Nil as at April 1, 2015) and there is no impact in profit before tax for the year ended March 31, 2016 (increase in profit before tax of Rs. 39.0 for the six months ended September 30, 2015). Further classification of amortisation and impairment loss in profit and loss is different hence cause for difference in depreciation and amortisation expense and administration and other expenses of Rs 78.5 on face of profit and loss account for the year ended March 31, 2016.
- i Under previous GAAP all financial assets other than investments and cash & bank balances were initially measured at cost however on transition to Ind AS same were measured initially at fair value and subsequently at amortised. On the date of transition to Ind AS, these financial assets have been measured at value which would have been the value if these financial assets would have accounted as per Ind AS. Further the other impact of bringing it at amortised cost given to the respective expense and prepaid expenses based on the nature of individual transaction. The net effect of these changes is a decrease in total equity as at March 31, 2016 of Rs. 1.4 (Rs. 1.2 as at April 1, 2015) and there is a decrease in increase in profit before tax of Rs. 0.2 for the year ended March 31, 2016 (decrease in profit before tax of Rs. 0.2 for the six months ended September 30, 2015).
- j Under previous GAAP deferred taxes are computed for the timing differences in respect of recognition of items of profit or loss for the purpose of financials reporting and for income taxes. Under Ind AS, deferred taxes are computed for the temporary differences between carrying amount of an asset or liability in the statement of financial position and its tax base. On the date of transition deferred taxes have been calculated as per the approach defined as per Ind AS on financial position as per Ind AS and accordingly difference has been accounted and statement of financial position, profit and loss account and other comprehensive income. The effect of this change is a decrease in total equity as at March 31, 2016 of Rs. 6.3 (Rs 0.9 as at April 1, 2015), and decrease in profit before tax Rs 5.1 for the year ended March 31, 2016 (Rs 15.9 for the six month ended September 30, 2015).
- k Under Indian GAAP equity instruments were carried at cost and diminution in value of investment been provided in Statement of Profit and Loss. However under Ind AS equity instruments measurement is at fair value and corresponding gain / loss is accounted to Statement of Profit and Loss under equity instruments measured at FVTPL. Accordingly Company has accounted for Rs. 20.6 as decrease in Fair value of equity instrument and removed the provision for diminution of Rs. 20.6. There is no impact on net profit on account of same however classification of FVTPL and diminution was different of face of Statement Profit and Loss.
- l Bank balance remaining maturity more than 12 months regrouped to other financials assets from cash and bank balances.
- m Refundable deposits to members reclassified from non-current to current liabilities as the company does not have an unconditional right to differ settlement of liability for at least twelve months from the reporting period.

BSE Limited

Significant accounting policies and notes to the accounts

For the period ended September 30, 2016

(Rupees in millions, except share and per share data, unless otherwise stated)

5. Property, plant and equipment

Particulars	Freehold land	Buildings	Plant and equipments	Electrical installations	Computers -		Furniture and fixtures	Office equipments	Motor vehicles	Total
					Hardware and networking equipments - owned	Hardware and networking equipments - on lease				
Cost or deemed cost										
Balance as at April 1, 2015	100.0	255.2	98.6	213.4	412.2	13.6	45.2	15.5	2.0	1,155.7
Additions during the year	-	65.7	69.8	79.4	155.7	-	21.4	80.8	-	472.8
Deductions / adjustments	-	-	0.3	0.3	-	0.6	0.5	-	-	1.7
Balance as at March 31, 2016	100.0	320.9	168.1	292.5	567.9	13.0	66.1	96.3	2.0	1,626.8
Balance as at April 1, 2016	100.0	320.9	168.1	292.5	567.9	13.0	66.1	96.3	2.0	1,626.8
Additions during the period	-	0.5	0.2	0.6	93.5	-	3.4	-	-	98.2
Deductions / adjustments	-	-	0.2	0.6	-	-	0.2	-	-	1.0
Balance as at September 30, 2016	100.0	321.4	168.1	292.5	661.4	13.0	69.3	96.3	2.0	1,724.0
Accumulated depreciation and impairment										
Balance as at April 1, 2015	-	-	-	-	-	-	-	-	-	-
Depreciation for the year	-	16.4	24.5	65.2	214.4	5.8	14.2	34.8	0.6	375.9
Deductions / Adjustments	-	-	-	0.1	-	0.4	0.1	-	-	0.6
Balance as at March 31, 2016	-	16.4	24.5	65.1	214.4	5.4	14.1	34.8	0.6	375.3
Balance as at April 1, 2016	-	16.4	24.5	65.1	214.4	5.4	14.1	34.8	0.6	375.3
Depreciation for the period	-	9.9	14.3	30.8	95.0	1.7	7.4	14.7	0.2	174.0
Deductions / Adjustments	-	-	-	-	-	-	-	-	-	-
Balance as at September 30, 2016	-	26.3	38.8	95.9	309.4	7.1	21.5	49.5	0.8	549.3
Net Book Value										
As at September 30, 2016	100.0	295.1	129.3	196.6	352.0	5.9	47.8	46.8	1.2	1,174.7
As at March 31, 2016	100.0	304.5	143.6	227.4	353.5	7.6	52.0	61.5	1.4	1,251.5
As at April 1, 2015	100.0	255.2	98.6	213.4	412.2	13.6	45.2	15.5	2.0	1,155.7

BSE Limited

Significant accounting policies and notes to the accounts

For the period ended September 30, 2016

(Rupees in millions, except share and per share data, unless otherwise stated)

6. Investment Property

Particulars	Freehold Land	Buildings	Total
Cost or deemed cost			
Balance as at April 1, 2015	1.0	51.6	52.6
Balance as at March 31, 2016	1.0	51.6	52.6
Balance as at April 1, 2016	1.0	51.6	52.6
Balance as at September 30, 2016	1.0	51.6	52.6

Particulars	Freehold Land	Buildings	Total
Accumulated depreciation and impairment			
Balance as at April 1, 2015	-	-	-
Depreciation for the year	-	2.5	2.5
Balance as at March 31, 2016	-	2.5	2.5
Balance as at April 1, 2016	-	2.5	2.5
Depreciation for the period	-	1.2	1.2
Balance as at September 30, 2016	-	3.7	3.7

Particulars	Freehold Land	Buildings	Total
Net Book Value			
As at September 30, 2016	1.0	47.9	48.9
As at March 31, 2016	1.0	49.1	50.1
As at April 1, 2015	1.0	51.6	52.6

BSE Limited

Significant accounting policies and notes to the accounts

For the period ended September 30, 2016

(Rupees in millions, except share and per share data, unless otherwise stated)

7. Goodwill

Particulars	As at September 30, 2016	As at March 31, 2016	As at April 1, 2015
Cost	156.5	156.5	156.5
Accumulated impairment losses	156.5	156.5	78.0
Net Book value	-	-	78.5
		As at September 30, 2016	As at March 31, 2016
Cost			
Balance at the beginning of the period / year		156.5	156.5
Balance at the end of the period / year		156.5	156.5
Accumulated Impairment losses			
Balance at the beginning of the period / year		156.5	78.0
Impairment loss recognised during the period / year		-	78.5
Balance at the end of the period / year		156.5	156.5

8. Other intangible assets

Particulars	As at September 30, 2016	As at March 31, 2016	As at April 1, 2015
Carrying amount of:			
Software	179.0	190.4	213.4
Intangible assets under development	14.9	10.9	6.1
Total	193.9	201.3	219.5

Particulars	Software	Total
Cost or deemed cost		
Balance as at April 1, 2015	213.4	213.4
Additions during the year	83.9	83.9
Balance as at March 31, 2016	297.3	297.3
Balance as at April 1, 2016	297.3	297.3
Additions during the period	33.4	33.4
Balance as at September 30, 2016	330.7	330.7

Particulars	Software	Total
Accumulated amortisation and impairment		
Balance as at April 1, 2015	-	-
Amortisation for the year	106.9	106.9
Balance as at March 31, 2016	106.9	106.9
Balance as at April 1, 2016	106.9	106.9
Amortisation for the period	44.8	44.8
Balance as at September 30, 2016	151.7	151.7

Particulars	Software	Total
Net Book Value		
As at September 30, 2016	179.0	179.0
As at March 31, 2016	190.4	190.4
As at April 1, 2015	213.4	213.4

BSE Limited
Significant accounting policies and notes to the accounts
For the period ended September 30, 2016
(Rupees in millions, except share and per share data, unless otherwise stated)

9. Investments in Subsidiaries

Particulars	As at September 30, 2016		As at March 31, 2016		As at April 1, 2015	
	Quantity	Amount	Quantity	Amount	Quantity	Amount
Un-quoted Investments (all fully paid)						
Investment in Equity Instruments						
- Indian Clearing Corporation Limited (Fully paid equity shares of Re. 1 each)	3,54,00,00,000	3,540.0	3,54,00,00,000	3,540.0	3,54,00,00,000	3,540.0
- Marketplace Technologies Private Limited (Fully paid equity shares of Re. 1 each)	2,00,00,000	425.0	2,00,00,000	425.0	2,00,00,000	425.0
- BSE Institute Limited (Fully paid equity shares of Re. 1 each)	50,00,00,000	500.0	50,00,00,000	500.0	50,00,00,000	500.0
- Central Depository Services (India) Limited (Fully paid equity shares of Rs. 10 each)	5,66,34,600	1,279.5	5,66,34,600	1,279.5	5,66,34,600	1,279.5
- BSE Investments Limited (Fully paid equity shares of Re. 1 each)	10,00,000	1.0	10,00,000	1.0	10,00,000	1.0
- BSE CSR Sammaan Limited (Fully paid equity shares of Rs. 10 each)	26,00,000	26.0	1,00,000	1.0	-	-
- BSE CSR Integrated Foundation (Fully paid equity shares of Rs. 10 each)	37,500	0.4	-	-	-	-
- BFSI Sector Skill Council of India (Fully paid equity shares of Re. 1 each)	1,00,00,000	-	1,00,00,000	-	1,00,00,000	-
Total		5,771.9		5,746.5		5,745.5
Aggregate book value of quoted investments		-		-		-
Aggregate market value of quoted investments		-		-		-
Aggregate carrying value of un-quoted investments in subsidiaries		5,771.9		5,746.5		5,745.5
Aggregate amount of impairment in value of investments in subsidiaries		-		-		-

Company is required to reduce its investment in Central Depository Services (India) Limited ("CDSL") pursuant to the SEBI Regulations and SEBI Letter No SEBI/HO/MRD/DP/OW/P/2016/19251/1 dated July 7, 2016, whereby the Company is required to bring down its shareholding in CDSL to 24% of the shares Capital of CDSL by March 31, 2017 also refer to note 45.

BSE Limited
Significant accounting policies and notes to the accounts
For the period ended September 30, 2016
(Rupees in millions, except share and per share data, unless otherwise stated)

10. Investments in Joint Ventures and Associate

Particulars	As at September 30, 2016		As at March 31, 2016		As at April 1, 2015	
	Quantity	Amount	Quantity	Amount	Quantity	Amount
Joint Ventures						
Un-quoted Investments (all fully paid)						
- Investment in Equity Instruments						
- BOI Shareholding Limited (Fully paid equity shares of Rs. 100 each)	-	-	-	-	98,000	9.8
- Asia Index Private Limited (Fully paid equity shares of Rs. 10 each)	5,000	0.1	5,000	0.1	5,000	0.1
Sub total		0.1		0.1		9.9
Associate						
Un-quoted Investments (all fully paid)						
Institutional Investor Advisory Services India Limited (Fully paid equity shares of Rs. 10 each)	-	-	-	-	30,00,750	40.0
Less : Impairment		-		-		14.7
Sub total		-		-		25.3
Total		0.1		0.1		35.2
Aggregate book value of quoted investments		-		-		-
Aggregate market value of quoted investments		-		-		-
Aggregate carrying value of un-quoted investments		0.1		0.1		35.2
Aggregate amount of impairment in value of investments in joint ventures and associate		-		-		14.7

10.1 Change in the Company's ownership interest in an associate

As at April 1, 2015 the Company held a 30% interest in Institutional Investor Advisory Services (India) Limited which was disposed off during the year ended March 31, 2016 to the third parties for Rs 30.0 million. The same resulted in a loss of Rs 10.0 million recorded in the Statement of Profit and Loss.

10.2 Change in the Company's ownership interest in a Joint Venture

As at April 1, 2015 the Company held a 49% interest in BOI Shareholding Limited which was disposed off during the year ended March 31, 2016 to the third party for Rs 78.4 million. The same resulted in a gain of Rs 68.6 million recorded in the Statement of Profit and Loss.

BSE Limited
Significant accounting policies and notes to the accounts
For the period ended September 30, 2016
(Rupees in millions, except share and per share data, unless otherwise stated)

11. Other Investments

Particulars	As at September 30, 2016	As at March 31, 2016	As at April 1, 2015
Non-current Investments			
Un-quoted Investments (all fully paid)			
Investment in Equity Instruments at FVTPL			
- Calcutta Stock Exchange Limited (Fully paid equity share of Re. 1 each)	-	-	20.6
- National Power Exchange Limited (Fully paid equity share of Rs. 10 each)	-	-	-
Total Investment in Equity Instruments at FVTPL Carrying Value	-	-	20.6
Quoted Investments			
Investments in Debentures and Bonds measured at amortised cost			
Owned			
- Bonds and Non-Convertible Debentures	10,273.9	10,388.9	8,352.7
Earmarked			
- Bonds and Non-Convertible Debentures	-	-	150.9
	10,273.9	10,388.9	8,503.6
Investments in Mutual Funds measured at FVTPL			
Owned			
- Units of Dividend Oriented Debt Schemes of Mutual Funds (Quoted)	-	-	15.3
- Units of Growth Oriented Debt Schemes of Mutual Funds (Quoted)	115.8	110.5	101.7
	115.8	110.5	117.0
Total Non-current Investments	10,389.7	10,499.4	8,641.2
Aggregate amount of quoted investments	10,389.7	10,499.4	8,620.6
Market value of quoted investments	10,921.3	10,752.3	8,864.5
Aggregate amount of unquoted investments	-	-	20.6
Aggregate amount of impairment in value of investments	-	-	-
Current Investments			
Quoted Investments			
Investments in Debentures and Bonds/CDs measured at amortised cost			
Owned Fund			
- Certificate of Deposits	-	449.6	3,245.6
- Bonds and Non-Convertible Debentures	200.3	-	-
	200.3	449.6	3,245.6
Investments in Mutual Funds measured at FVTPL			
Owned Fund			
- Investment in Mutual Fund - Maintained by Indian Clearing Corporation Limited on behalf of the Company	-	-	5.4
- Units of Dividend Oriented Debt Schemes of Mutual Funds	2,279.4	486.9	134.1
	2,279.4	486.9	139.5
Earmarked Fund			
Units of Dividend Oriented Debt Schemes of Mutual Funds (Quoted)	-	-	22.9
- Units of Growth Oriented Debt Schemes of Mutual Funds (Quoted)	-	-	15.4
	-	-	38.3
Current Portion of Long Term Investments			
Quoted Investments			
Investments in Debentures and Bonds/CDs measured at amortised cost			
Owned Fund			
Bonds and Non-Convertible Debentures	847.6	1,497.7	850.0
Investments in Mutual Funds measured at FVTPL			
Own Funds			
- Units of Growth Oriented Debt Schemes of Mutual Funds (Quoted)	15.1	15.5	-
	862.7	1,513.2	850.0
Total Current Investments	3,342.4	2,449.7	4,273.4
Aggregate amount of quoted investments	3,342.4	2,449.7	4,273.4
Market value of quoted investments	3,351.4	2,458.3	4,242.1
Aggregate amount of unquoted investments	-	-	-
Aggregate amount of impairment in value of investments	-	-	-

Note :- Counterparties in debentures and bonds have minimum AA+ credit rating.

11. Other Investments (Continued..)

Sr. No.	Company Name	Balance as on September 30, 2016		Balance as on March 31, 2016		Balance as on April 1, 2015	
		Nos of Shares	Amount	Nos of Shares	Amount	Nos of Shares	Amount
Own Funds							
Trade Investment							
Investments in Equity Instruments (Own Funds)							
1	Equity Shares of Calcutta Stock Exchange Ltd. of ₹ 1/- each	30,875	-	30,875	-	30,875	20.6
2	Equity Shares of National Power Exchange Ltd. of ₹ 10/- each	-	-	21,87,015	-	21,87,015	-
TOTAL			-		-		20.6
(a) Own Funds							
Bonds & Non Convertible Debentures (Quoted)							
1	9.49%-HDB Financial Services Limited-Jun 2019	50	49.9	50	49.9	50	49.9
2	9.18%-HDFC Limited-Feb 2018	250	247.8	250	246.9	250	245.3
3	9.70%-HDFC Limited- Mar 2017	-	-	-	-	200	200.5
4	9.75%-HDFC Limited- Dec 2016	-	-	-	-	297	296.2
5	8.10%-Housing And Urban Development Corporation Limited-Mar 2022-Tax Free	17,69,400	1,826.8	17,69,400	1,832.1	10,69,400	1,114.1
6	8.51%-Housing And Urban Development Corporation Limited-Jan 2024-Tax Free	3,00,000	302.9	3,00,000	303.1	2,50,000	250.0
7	8.29%-Housing And Urban Development Corporation Limited-Mar 2024-Tax Free	1,00,000	100.0	1,00,000	100.0	1,00,000	100.0
8	10.00%-ICICI Bank Limited-Nov 2017	7,551	75.5	7,551	75.5	7,551	75.5
9	9.97%-Infrastructure Leasing & Financial Services Limited-Sep 2016	-	-	-	-	1,00,000	100.0
10	11.25%-Infrastructure Leasing & Financial Services Limited-Aug 2016	-	-	-	-	1,00,000	101.5
11	9.95%-Infrastructure Leasing & Financial Services Limited-Feb 2019	1,00,000	100.0	1,00,000	100.0	1,00,000	100.0
12	6.72%-Indian Railway Finance Corporation	7,500	748.3	7,500	748.1	7,500	747.8
13	7.55%-Indian Railway Finance Corporation Limited-Nov 2021-Tax Free	500	50.0	500	50.0	500	50.0
14	8.00%-Indian Railway Finance Corporation Limited-Feb 2022-Tax Free	6,52,773	664.6	6,52,773	665.7	6,31,898	646.2
15	7.19%-Indian Railway Finance Corporation Limited-Dec 2022-Tax Free	100	100.0	100	100.0	200	200.0
16	8.23%-Indian Railway Finance Corporation Limited-Feb 2024-Tax Free	3,00,000	308.2	3,00,000	308.8	2,00,000	203.5
17	8.35%-Indian Railway Finance Corporation Limited-Nov 2023-Tax Free	700	728.4	700	730.4	200	200.0
18	8.64%-LIC Housing Finance Limited-May 2016	-	-	-	-	200	197.6
19	9.30%-LIC Housing Finance Limited- Oct 2016	-	-	-	-	250	249.2
20	10.18%-LIC Housing Finance Limited-Sep 2016	-	-	-	-	100	100.1
21	10.60%-LIC Housing Finance Limited-Sep 2016	-	-	-	-	250	252.6
22	8.20%-NHAI-Jan 2022-Tax Free	-	-	-	-	61,810	61.8
23	8.27%-National Highways Authority Of India-Feb 2024-Tax Free	2,90,000	292.1	2,90,000	292.2	2,50,000	250.0
24	8.26%-National Highways Authority Of India-Jan 2024-Tax Free	18,050	90.3	18,050	90.3	18,050	90.3
25	8.41%-National Thermal Power Corporation Limited-Dec 2023-Tax Free	79,162	79.2	79,162	79.2	79,162	79.2
26	7.19%-Power Finance Corporation Limited-Jan 2023-Tax Free	1,00,000	100.0	1,00,000	100.0	1,00,000	100.0
27	8.20%-Power Finance Corporation Limited-Feb 2022-Tax Free	12,25,828	1,259.4	12,25,828	1,262.5	12,05,982	1,248.0
28	8.01%-Rural Electrification Corporation Limited-Aug 2023-Tax Free	250	250.1	250	250.1	250	250.1
29	8.01%-Rural Electrification Corporation Limited-Sep 2023-Tax Free	5,00,000	500.0	5,00,000	500.0	5,00,000	500.0

11. Other Investments (Continued..)

Sr. No.	Scheme Name	Balance as on September 30, 2016		Balance as on March 31, 2016		Balance as on April 1, 2015	
		Units	Amount	Units	Amount	Units	Amount
(a) Own Funds							
Bonds & Non Convertible Debentures (Quoted)							
30	9.30%-SBI-Mar 2021	-	-	-	-	3,791	37.9
31	9.25%-TATA Sons Limited-Jun 2019	100	99.5	100	99.4	100	99.2
32	8.09%-Power Finance Corporation Limited-Nov 2021-Tax Free	1,000	104.1	1,000	104.5	1,000	105.3
33	7.93%-Rural Electrification Corporation Limited-Mar 2022-Tax Free	1,64,702	169.8	1,64,702	170.2	48,991	50.9
34	8.19%-Rural Electrification Corporation Limited-Mar 2024-Tax Free	2,50,000	262.5	2,50,000	263.3	-	-
35	7.34%-Housing And Urban Development Corporation Limited-Feb 2023-Tax Free	1,00,000	100.3	1,00,000	100.3	-	-
36	8.14%-Housing And Urban Development Corporation Limited-Oct 2023-Tax Free	50,000	51.9	50,000	52.0	-	-
37	7.62%-Housing And Urban Development Corporation Limited-Nov 2021-Tax Free	1,000	101.3	1,000	101.5	-	-
38	7.18%-Indian Railway Finance Corporation Limited-Feb 2023-Tax Free	1,50,000	149.3	1,50,000	149.3	-	-
39	9.51%-LIC Housing Finance Limited-Jul 2019	100	101.6	100	101.9	-	-
40	11.08%-LIC Housing Finance Limited-Aug 2018	49	50.7	49	51.2	-	-
41	8.80%-Canfin Homes Limited-Jul 2018	100	100.0	100	100.0	-	-
42	8.77%-HDB Financial Services Limited-Jun 2018	50	50.0	50	50.0	-	-
43	8.81%-HDB Financial Services Limited-Jul 2018	50	50.0	50	50.0	-	-
44	8.75%-Infrastructure Leasing & Financial Services Limited-Jul 2020	50,000	50.0	50,000	50.0	-	-
45	8.74%-Infrastructure Leasing & Financial Services Limited-Aug 2018	1,00,000	100.0	1,00,000	100.0	-	-
46	8.80%-Kotak Mahindra Prime Limited-Jun 2018	50	50.0	50	50.0	-	-
47	8.65%-HDB Financial Services Limited-Sep 2018	50	50.0	50	50.0	-	-
48	8.71%-HDB Financial Services Limited-Oct 2018	100	99.8	100	99.8	-	-
49	8.8394%-HDB Financial Services Limited-Mar	100	100.1	100	100.2	-	-
50	8.90%- Infrastructure Leasing & Financial Services Limited-Mar 2019	20,000	20.0	20,000	20.0	-	-
51	8.34%-LIC Housing Finance Limited-Mar 2018	250	248.7	250	248.4	-	-
52	9.50%-HDFC Ltd- Aug 2017	-	-	100	101.0	-	-
53	9.30%-HDFC Ltd- Oct 2017	140	140.8	140	141.1	-	-
54	8.60%-LIC Housing Finance Limited-Dec 2020	150	150.0	150	150.0	-	-
	TOTAL		10,273.9		10,388.9		8,352.7
Units of Dividend Oriented Debt Schemes of							
1	HDFC Debt Fund for Cancer Cure-100% Dividend Donation-Mar 2017	-	-	-	-	15,00,000	15.3
	TOTAL		-		-		15.3
Units of Growth Oriented Debt Schemes of Mutual							
1	Reliance Fixed Horizon Fund-XXVIII- Series4-Direct-Jan 2018	1,00,00,000	115.8	1,00,00,000	110.5	1,00,00,000	101.7
	Total		115.8		110.5		101.7
(b) Earmarked Funds							
Bonds & Non Convertible Debentures (Quoted)							
1	9.25%-Vijaya Bank-Aug 2016	-	-	-	-	150	150.9
	TOTAL		-		-		150.9

BSE Limited
Significant accounting policies and notes to the accounts
For the period ended September 30, 2016
(Rupees in millions, except share and per share data, unless otherwise stated)

11. Other Investments (Continued..)

Sr. No.	Scheme Name	Balance as on September 30, 2016		Balance as on March 31, 2016		Balance as on April 1, 2015	
		Units	Amount	Units	Amount	Units	Amount
Investment in Mutual Funds							
(a) Own Funds							
Certificate of Deposit (Quoted)							
1	HDFC Bank Limited	-	-	2,000	199.8	-	-
2	Axis Bank Limited	-	-	2,500	249.8	-	-
3	Bank Of India 06Apr2015	-	-	-	-	8,500	848.9
4	Indusind Bank 06Apr2015	-	-	-	-	15,000	1,497.9
5	South Indian Bank 06Apr2015	-	-	-	-	9,000	898.8
	TOTAL				449.6		3,245.6
Bonds & Non Convertible Debentures (Quoted)							
1	0%-HDFC LTD January 2017	50	50.2	-	-	-	-
2	9.75%-LIC housing finance November 2016	50	50.1	-	-	-	-
3	8.7496%-Kotal Mahendra Prime Ltd December 2016	100	100.0	-	-	-	-
	TOTAL		200.3				
Units Of Dividend Oriented Debt Schemes Of Mutual Funds (Quoted)							
1	ICICI Prudential Liquid - Direct - DDR - ISF	-	-	22,20,872	222.2	11,09,593	111.1
2	Kotak Income Opportunities Fund - Dir- Weekly DR	2,68,72,087	277.5	2,59,43,686	264.7	-	-
3	HDFC Liquid Fund Direct Plan	-	-	-	-	2,209	5.7
4	ICICI Prudential Liquid-Direct-DDR-SGF	-	-	-	-	825	0.1
5	Baroda Pioneer Liquid Fund Collection A/c	-	-	-	-	2,644	4.0
6	ICICI Prudential Liquid Fund Growth Plan	-	-	-	-	86,155	17.7
7	Reliance Liquidity Direct (Growth Plan)	-	-	-	-	441	0.9
8	DSP Black Rock Liquidity Fund - DIR - DDR	4,99,807	500.2	-	-	-	-
9	Reliance Liquid Fund - Cash Plan - DIR - DDR	2,07,839	231.6	-	-	-	-
10	Axis Liquid Fund - Direct - Daily Dividend Reinvestment	4,56,145	456.4	-	-	-	-
11	LIC Mutual Fund Liquid Fund - Direct - Daily Dividend Reinvestment	6,95,491	763.7	-	-	-	-
12	Reliance Liquid Fund Treasury Plan - Direct - Daily Dividend Reinvestment	32,712	50.0	-	-	-	-
	TOTAL		2,279.4		486.9		139.5
(b) Earmarked Funds							
Units Of Dividend Oriented Debt Schemes Of Mutual Funds (Quoted)							
1	Birla Sunlife Floating Rate Fund - STP	-	-	-	-	2,28,535	22.9
	TOTAL						22.9
Units Of Growth Oriented Debt Schemes Of Mutual Funds (Quoted)							
3	ICICI Prudential FRF - Plan C - Growth	-	-	-	-	71,460	15.4
	TOTAL						15.4
Sr. No.	Scheme Name	Balance as on September 30, 2016		Balance as on March 31, 2016		Balance as on April 1, 2015	
		Units	Amount	Units	Amount	Units	Amount
Current Portion of Long Term Investments							
(At cost, unless otherwise specified)							
Own Funds							
Investments in Debentures and Bonds							
Bonds and Non Convertible Debentures (Quoted)							
1	11.25%-Infrastructure Leasing & Financial Services Limited-Aug 2016	-	-	1,00,000	100.4	-	-
2	10.60%-LIC Housing Finance Limited-Sep 2016	-	-	250	250.8	-	-
3	10.18%-LIC Housing Finance Limited-Sep 2016	-	-	100	100.0	-	-
4	9.97%-Infrastructure Leasing & Financial Services Limited-Sep 2016	-	-	1,00,000	100.0	-	-
5	9.75%-HDFC Limited- Dec 2016	297	296.9	297	296.7	-	-
6	9.30%-LIC Housing Finance Limited-Oct 2016	250	250.0	250	249.7	-	-
7	9.70%-HDFC Limited-Mar 2017	200	200.1	200	200.3	-	-
8	8.64%-LIC Housing Finance Limited-May 2016	-	-	200	199.8	-	-
9	9.85%-HDFC Limited-Jun 2015	-	-	-	-	250	250.0
10	7.60%-Power Finance Corporation Limited- Dec 2015	-	-	-	-	100	99.6
11	8.90%-Power Grid Corporation Limited-Feb 2016	-	-	-	-	40	50.1
12	9.40%-LIC Housing Finance Limited-Feb 2016	-	-	-	-	250	249.4
13	9.20%-Power Grid Corporation Limited-Mar 2016	-	-	-	-	160	200.9
14	9.50%-HDFC LTD	100	100.6	-	-	-	-
	TOTAL		847.6		1,497.7		850.0
Investment in Mutual Funds							
Units Of Dividend Oriented Debt Schemes Of Mutual Funds (Quoted)							
1	HDFC Debt Fund For Cancer Cure-100% Dividend Donation- Mar 2017	15,00,000	15.1	15,00,000	15.5	-	-
2	IDFC FMP - 366 Days - Series 74 - Dividend	-	-	-	-	-	-
	TOTAL		15.1		15.5		

BSE Limited
Significant accounting policies and notes to the accounts
For the period ended September 30, 2016
(Rupees in millions, except share and per share data, unless otherwise stated)

12. Trade Receivables

Particulars	As at September 30, 2016	As at March 31, 2016	As at April 1, 2015
Current			
Trade Receivables			
- Secured, considered good	147.2	111.4	114.6
- Unsecured, considered good	256.5	182.7	148.4
- Doubtful	99.1	58.9	68.1
- Allowance for doubtful debts (expected credit loss allowance)	(99.1)	(58.9)	(68.1)
Total	403.7	294.1	263.0

1. Trade receivables are dues in respect of services rendered in the normal course of business.
2. The Normal credit period allowed by the company ranges from 0 to 60 days.
3. The Company has used a practical expedient by computing the expected credit loss allowance for trade receivables based on a detailed analysis of trade receivable by individual departments.

BSE Limited

Significant accounting policies and notes to the accounts

For the period ended September 30, 2016

(Rupees in millions, except share and per share data, unless otherwise stated)

13. Other Financial assets

Particulars	As at September 30, 2016	As at March 31, 2016	As at April 1, 2015
Non-current			
a Security deposits;			
Deposit with Public Bodies and Others	19.9	17.4	20.3
b Advances			
Share Application Money	-	0.4	-
Advance To Staff	7.7	8.0	6.6
Bank deposits with more than 12 months			
c maturity			
Owned fund			
- In Deposit Accounts	827.2	1,325.2	404.4
Earmarked fund			
- In Deposit Accounts	767.0	362.9	900.6
Total	1,621.8	1,713.9	1,331.9
Current			
a Advances			
Advance To Staff	2.4	2.9	3.1
b Advances to related parties			
Due from Subsidiaries	11.8	-	206.0
c Others			
Deposit with Public Bodies and Others	2.9	6.1	3.8
Deposits			
Receivable from Selling Shareholders	82.3	17.0	17.0
d Unsecured and Considered Doubtful			
Deposits made under protest for property tax and others	77.1	77.1	77.1
Less: Provision for Doubtful Advances	(77.1)	(77.1)	(77.1)
e Accrued Interest			
Owned			
- On Deposits	-	9.6	9.8
- On Investments	632.2	420.4	303.1
Earmarked			
- On Deposits	85.3	41.9	52.5
- On Investments	-	-	0.3
Total	816.9	497.9	595.6

BSE Limited

Significant accounting policies and notes to the accounts

For the period ended September 30, 2016

(Rupees in millions, except share and per share data, unless otherwise stated)

14. Cash and cash equivalents

Particulars	As at September 30, 2016	As at March 31, 2016	As at April 1, 2015
Current			
Balance with Banks			
Owned fund			
- In Current Accounts	101.9	91.1	88.6
Earmarked fund			
- In Current Accounts	37.4	550.3	0.2
Total	139.3	641.4	88.8
Bank Balance other than above			
Balance with Banks			
Owned fund			
- In Deposit Accounts	4,384.9	3,120.7	4,268.3
Earmarked fund			
- In Deposit Accounts	1,740.6	1,844.4	1,342.7
Total	6,125.5	4,965.1	5,611.0

BSE Limited

Significant accounting policies and notes to the accounts

For the period ended September 30, 2016

(Rupees in millions, except share and per share data, unless otherwise stated)

15. Other assets

Particulars	As at September 30, 2016	As at March 31, 2016	As at April 1, 2015
Non Current			
Gratuity asset (net)	5.7	14.9	21.0
Prepaid Expenses	8.7	8.4	9.8
Total	14.4	23.3	30.8
Current			
Prepaid Expenses	260.7	18.3	12.6
CENVAT Credit Receivable	4.5	12.4	56.6
CENVAT Credit Receivable (not due)	18.0	13.2	6.2
Advance to Creditors	3.5	9.0	16.3
Total	286.7	52.9	91.7

BSE Limited
Significant accounting policies and notes to the accounts
For the period ended September 30, 2016
(Rupees in millions, except share and per share data, unless otherwise stated)

16. Equity Share Capital

Particulars	As at September 30, 2016	As at March 31, 2016	As at April 1, 2015
Authorised share capital: 3,000,000,000 (3,000,000,000 as at March 31, 2016) equity shares of ₹ 1/- each	3,000.0	3,000.0	500.0
Issued share capital: 109,176,344 (109,176,344 as at March 31, 2016) equity shares of ₹ 1/- each	109.2	109.2	105.7
Subscribed and Paid-up share capital 107,356,344 (107,356,344 equity shares as at March 31, 2016) equity shares of ₹ 1/- each fully paid-up. Of the above, 95,933,328 (95,933,328 equity shares as at March 31, 2016) equity shares are allotted as bonus shares by capitalisation of free reserves.	107.4	107.4	103.9
Equity Share Capital Suspense Account (Equity shares of ₹ 1 each to be issued as fully paid-up pursuant to the merger of United Stock Exchange of India Limited with the Company under the scheme of amalgamation without the payment being received in cash)	-	-	3.4
Total	107.4	107.4	107.3

Reconciliation of the number of shares outstanding at the beginning and at the end of the reporting period / year

Particulars	As at September 30, 2016	As at March 31, 2016
No. of shares at the beginning of the period / year	10,73,56,344	10,39,27,772
Additions during the period / year	-	34,28,572
No. of shares at the end of the period / year	10,73,56,344	10,73,56,344

Aggregate number and class of shares allotted as fully paid up by way of bonus shares.

Particulars	As at September 30, 2016	As at March 31, 2016
2008-09	9,44,93,328	9,44,93,328
2009-10 (*)	8,40,000	8,40,000
2010-11 (*)	1,20,000	1,20,000
2011-12 (*)	1,20,000	1,20,000
2012-13 (*)	1,20,000	1,20,000
2013-14 (*)	1,20,000	1,20,000
2014-15 (*)	1,20,000	1,20,000
2015-16 (*)	-	-
	9,59,33,328	9,59,33,328

(*) Represent allotment of shares held in abeyance including bonus entitlements on such shares and share issued to shareholders of United Stock Exchange of India Limited.

16. Equity Share Capital *Continued*...

(a) The Exchange has only one class of shares referred to as equity shares having a par value of ₹ 1/-. Each holder of equity shares is entitled to one vote per share.

(b) Pursuant to the BSE (Corporatisation & Demutualisation) Scheme, 2005, (the Scheme) the Exchange had allotted 10,000 equity shares of ₹ 1/- each to each of those card based Members of the erstwhile Bombay Stock Exchange Limited whose names appeared on the Register of Members under Rule 64 in accordance with Rules, Bye-laws and Regulations, on the Record Date

(c) Out of the total 95,550,000 equity shares of ₹ 1/- (including 88,200,000 bonus shares of ₹ 1/- each) issuable to the card based Members, the Exchange has allotted 93,730,000 equity shares (93,730,000 equity shares as on March 31, 2015) upon implementation of the BSE (Corporatisation and Demutualisation) Scheme, 2005 ("The Scheme"). The allotment of 18,20,000 equity shares (18,20,000 equity shares as on March 31, 2016) of ₹ 1/- each have been kept in abeyance for specific reasons pursuant to the provisions of the Scheme. However, all corporate benefits as declared from time to time, including dividend and bonus are accrued to all the 95,550,000 equity shares, as per the provisions of the Scheme.

(d) As a part of the demutualisation process, the Exchange in order to fulfill its obligations under the Scheme and the Securities Contracts (Regulation) (Manner of Increasing and Maintaining Public Shareholding in Recognised Stock Exchanges) Regulations, 2006 (the SEBI Regulations) dated 13th November, 2006, and further amendments thereto on 23rd December, 2008, had issued shares to Deutsche Boerse AG (DBAG) and Singapore Exchange Limited (SGX).

(e) i) The holders of equity shares are entitled to dividends, if any, proposed by the board of directors and approved by the shareholder at the Annual General Meeting.
ii) In the event of liquidation of the Company, the holders of equity shares will be entitled to receive any of the remaining assets of the Company, after distribution of preferential amounts. However, no such preferential amounts exists currently. The distribution will be in proportion to the number of equity shares held by the shareholders.

(f) No shareholder holds more than 5 % of the Share Capital of the Company.

17. Other equity

Particulars	As at September 30, 2016	As at March 31, 2016	As at April 1, 2015
General reserve	6,941.5	6,941.5	6,941.5
Capital reserve	6,617.9	6,617.9	6,617.9
Capital reserve on business combination	1,053.0	1,053.0	1,053.0
Securities premium	3,928.5	3,928.5	3,938.9
Settlement guarantee fund	-	-	256.5
Retained earnings	4,810.5	4,425.2	3,776.9
Share application money pending allotment	0.1	0.1	0.1
Total	23,351.5	22,966.2	22,584.8

17.1 General reserve

Particulars	As at September 30, 2016	As at March 31, 2016
Opening Balance	6,941.5	6,941.5
Movement	-	-
Closing balance	6,941.5	6,941.5

The general reserve created from time to time transfer profits from retained earnings for appropriation purposes. As the general reserve created by a transfer from one component of equity to another and is not an item of other comprehensive income, items included in general reserve will not be reclassified to the Statement of Profit and Loss.

17.2 Capital reserve

Pursuant to the BSE (Corporatisation & Demutualisation) Scheme, 2005, (the Scheme) the balance in Contribution by Members, Forfeiture of Members Application Money, Technology Reserve, Stock Exchange building, Seth Chunnilal Motilal Library, Charity, Income and Expenditure Account as at 19th August, 2005 as appearing in the Exchange are transferred to Capital Reserve being reserves which shall not be used for purposes other than the operations of the Exchange.

17.3 Securities premium

Particulars	As at September 30, 2016	As at March 31, 2016
Opening Balance	3,928.5	3,938.9
Less: Share issue expense	-	(10.4)
Closing balance	3,928.5	3,928.5

17.4 Settlement guarantee fund

Particulars	As at September 30, 2016	As at March 31, 2016
Opening Balance	-	256.5
Less: Investment Income Accrued to Core Settlement Guarantee Fund	-	(27.9)
Less: Contribution to Core Settlement Guarantee Fund	-	(174.1)
Less: Contribution to Settlement Guarantee Fund	-	(54.5)
Closing balance	-	-

17.5 Retained earnings

Particulars	As at September 30, 2016	As at March 31, 2016
Opening Balance	4,425.2	3,776.9
Contribution to Core Settlement Guarantee Fund	-	-
Add: Rebate of Dividend Distribution Tax	42.3	179.6
Add: Contribution to Core Settlement Guarantee Fund utilized from Settlement Guarantee	-	174.1
Add: Contribution to Settlement Guarantee Fund	-	54.5
Add: Investment Income Accrued to Core Settlement Guarantee Fund	-	27.9
Total Comprehensive Income during the period / year	868.6	1,329.1
Amount available for appropriation	5,336.1	5,542.1
Appropriations		
- Interim Dividend	-	(382.1)
- Dividend	(436.7)	(545.9)
- Tax on Dividend	(88.9)	(188.9)
Closing balance	4,810.5	4,425.2

The Board of Directors, in its meeting on May 5, 2016, proposed a final dividend of Rs 4/- per equity share and the same was approved by the shareholders at the Annual General Meeting held on June 24, 2016. The amount was recognised as distributions to equity shareholders during the six months ended September 30, 2016 and the total appropriation was Rs 525.6 including corporate dividend tax (Refer note 4.2 for impact on transition to Ind AS). The amount of dividend per share recognised as distributions to equity shareholders during the year ended March 31, 2016 was Rs. 8.5/- per equity share (including interim dividend of Rs 3.5/- per equity share).

BSE Limited
Significant accounting policies and notes to the accounts
For the period ended September 30, 2016
(Rupees in millions, except share and per share data, unless otherwise stated)

18. Other financial liabilities

Particulars	As at September 30, 2016	As at March 31, 2016	As at April 1, 2015
Non-current			
Accrued Employee benefit expenses	29.5	33.3	30.9
Finance lease obligations (refer note 18.1)	-	6.7	12.7
Other deposits	10.4	15.4	-
Total	39.9	55.4	43.6
Current			
Owned :			
Unpaid dividends	5.6	3.2	2.9
Deposits Received from Trading Members	900.2	906.2	905.7
Other Deposits Received from Members	314.8	291.2	270.0
Deposits - Others	87.4	84.1	298.8
Accrued Employee benefit expenses	150.4	137.2	111.8
Due to Subsidiaries	-	14.7	0.4
Payables on purchase of fixed assets	35.8	61.3	101.1
Current maturities of finance lease obligations (refer note 18.1)	6.7	6.0	5.4
Accrued Interest on finance lease obligations (refer note 18.1)	0.1	1.0	1.4
Total (A)	1,501.0	1,504.9	1,697.5
Earmarked :			
From Companies - 1% of their Public Issue (refer note 18.2)	1,596.3	1,432.9	1,332.5
Defaulters' Liabilities (refer note 18.2)	285.0	670.2	649.6
Withheld Liabilities (refer note 18.2)	581.1	567.6	393.9
Others	174.8	133.4	110.6
Total (B)	2,637.2	2,804.1	2,486.6
TOTAL (A+B)	4,138.2	4,309.0	4,184.1

18.1 Secured by the leased asset . The liability is at a fixed rate of interest with original repayment period of 5 years.

18.2 Investments and Bank Deposits have been earmarked against these liabilities.

BSE Limited

Significant accounting policies and notes to the accounts

For the period ended September 30, 2016

(Rupees in millions, except share and per share data, unless otherwise stated)

19. Provisions

Particulars	As at September 30, 2016	As at March 31, 2016	As at April 1, 2015
Current			
Employee benefits			
Compensated Absences	53.5	55.3	51.8
TOTAL	53.5	55.3	51.8

BSE Limited
Significant accounting policies and notes to the accounts
For the period ended September 30, 2016
(Rupees in millions, except share and per share data, unless otherwise stated)

20. Deferred tax balances

Particulars	As at September 30, 2016	As at March 31, 2016	As at April 1, 2015
Deferred tax assets	113.5	70.0	68.3
Deferred tax liabilities	51.2	50.3	94.3
TOTAL	62.3	19.7	(26.0)

FY 2016-17

Deferred tax (liabilities) / assets in relation to:

Particulars	Opening balance as at April 1, 2015	Recognised in Profit and Loss	Recognised in Other Comprehensive Income	Closing balance as at March 31, 2016	Recognised in Profit and Loss	Recognised in Other Comprehensive Income	Closing balance as at September 30, 2016
Property, Plant and Equipment , Intangible assets and goodwill	94.3	(44.0)	-	50.3	0.9	-	51.2
	94.3	(44.0)	-	50.3	0.9	-	51.2
MAT Credit Entitlement	-	-	-	-	47.3	-	47.3
Impairment of financial assets	12.2	(3.2)	-	9.0	6.3	-	15.3
Expenses allowed on payment basis	18.3	1.4	-	19.7	-	-	19.7
Voluntary Retirement Scheme	35.4	(8.9)	-	26.5	(4.0)	-	22.5
Others	2.4	12.7	(0.3)	14.8	(7.7)	1.6	8.7
	68.3	2.0	(0.3)	70.0	41.9	1.6	113.5
Total	26.0	(46.0)	0.3	(19.7)	(41.0)	(1.6)	(62.3)

BSE Limited
Significant accounting policies and notes to the accounts
For the period ended September 30, 2016
(Rupees in millions, except share and per share data, unless otherwise stated)

21. Other liabilities

Particulars	As at September 30, 2016	As at March 31, 2016	As at April 1, 2015
Non Current			
Income Received in Advance	11.1	9.5	11.3
	11.1	9.5	11.3
Current			
Owned :			
Income Received in Advance	669.1	164.0	164.9
Advance from Customers	26.2	17.1	10.7
Statutory Remittances	877.6	209.6	980.2
Other Liabilities (Refer Note below)	403.1	287.0	177.8
	655.4	514.3	-
Contribution Payable to Settlement Guarantee Fund			
Total	2,631.4	1,192.0	1,333.6

Note: Other Liabilities includes :

a) Investors' Services Fund (ISF):

Particulars	For the six months ended September 30, 2016	For the six months ended September 30,	For the year ended March 31, 2016
Annual Listing Fees Received for the period	963.5	928.0	999.5
20% of the above (Amount to be Contributed Periodically / Annually)	192.7	185.6	199.9
Expenses incurred on behalf of ISF	84.4	36.2	112.7
Expenses Recoverable (Subject to maximum of the contribution)	84.4	36.2	112.7

As per SEBI directive, from 1996-97, BSE decided to set aside 20% of the Annual listing fees received to an Investors' Services Account. The Exchange has charged all direct expenses incurred towards Investors Services to this Account.

Particulars	As at September 30, 2016	As at March 31, 2016	As at April 1, 2015
Cummulative balance as at end of period / year	314.0	205.7	118.5

b) Other Liabilities includes dividend for earlier years in respect of shares held in abeyance

Particulars	As at September 30, 2016	As at March 31, 2016	As at April 1, 2015
Cummulative balance as at end of period / year	77.0	69.8	54.3

22. Trade Payables

Particulars	As at September 30, 2016	As at March 31, 2016	As at April 1, 2015
Current			
Payable to service providers	499.0	408.5	341.0
	499.0	408.5	341.0

Disclosures required under section 22 of the Micro, Small and Medium Enterprises Development Act, 2006

(a) Principal amount and interest thereon remaining unpaid at the end of year Interest paid including payment made beyond appointed day	-	-	-
(b) Interest due and payable for delay during the year / period	-	-	-
(c) Amount of interest accrued and unpaid as at year end / period end	-	-	-
(d) The amount of further interest due and payable even in the succeeding year / period	-	-	-

BSE Limited
 Significant accounting policies and notes to the accounts
 For the period ended September 30, 2016
 (Rupees in millions, except share and per share data, unless otherwise stated)

23. Income tax asset and liabilities

Particulars	As at September 30, 2016	As at March 31, 2016	As at April 1, 2015
Non Current tax assets			
Tax refund receivable	549.2	775.6	523.8
MAT Credit Entitlement		-	-
TOTAL	549.2	775.6	523.8
Current tax liabilities			
Income tax payable	184.0	85.2	85.2
TOTAL	184.0	85.2	85.2

24. Income from trading member

Particulars	For the quarter ended September 30, 2016	For the quarter ended September 30, 2015	For the six months ended September 30, 2016	For the six months ended September 30, 2015	For the year ended March 31, 2016
Transaction charges	270.6	116.6	485.0	231.6	549.6
Charges recovered	50.5	48.7	99.5	96.3	200.1
Annual subscription and admission fees	9.0	4.4	17.3	9.2	17.6
Processing fees	6.1	1.8	12.5	4.0	7.2
TOTAL	336.2	171.5	614.3	341.1	774.5

25. Income from services to corporates

Particulars	For the quarter ended September 30, 2016	For the quarter ended September 30, 2015	For the six months ended September 30, 2016	For the six months ended September 30, 2015	For the year ended March 31, 2016
Listing fees	346.5	323.6	702.9	636.2	1,446.0
Book building software charges	53.6	30.1	72.5	42.3	112.3
Company reinstatement fees	13.4	3.9	21.8	13.2	35.1
Other fees	2.9	2.3	4.7	10.9	17.7
TOTAL	416.4	359.9	801.9	702.6	1,611.1

26. Investment income

Particulars	For the quarter ended September 30, 2016	For the quarter ended September 30, 2015	For the six months ended September 30, 2016	For the six months ended September 30, 2015	For the year ended March 31, 2016
a) Interest income earned on financial assets that are not designated as at fair value through profit or loss					
Bank deposits (at amortised cost)	110.5	92.4	215.7	184.1	377.5
Investments in debt instruments (at amortised cost)	239.2	239.7	475.4	450.6	927.3
			-	-	-
b) Dividend income					
Dividends from investment in equity shares (designated at cost or at FVTPL)					
Dividend income from subsidiaries	63.0	99.6	270.8	699.9	882.4
Dividend income from others	-	-	-	-	0.6
Dividends from investment in mutual funds (designated at FVTPL)					
Dividend income	19.1	26.8	38.1	60.5	94.8
			-	-	-
c) Other gains or losses:					
Net gains / (loss) on derecognition of financial assets measured at amortised cost	-	-	-	-	4.1
Net gain / (loss) on disposal of investment in subsidiary, joint venture and associate measured at cost	-	-	-	-	58.6
Net gain / (loss) arising of equity instrument measured at FVTPL	-	(20.6)	12.1	(20.6)	(20.6)
Net gains / (loss) arising on financial assets measured at FVTPL	6.4	3.4	8.2	6.2	10.7
TOTAL	438.2	441.3	1,020.3	1,380.7	2,335.4

BSE Limited
 Significant accounting policies and notes to the accounts
 For the period ended September 30, 2016
 (Rupees in millions, except share and per share data, unless otherwise stated)

27. Other income

Particulars	For the quarter ended September 30, 2016	For the quarter ended September 30, 2015	For the six months ended September 30, 2016	For the six months ended September 30, 2015	For the year ended March 31, 2016
Other non-operating income					
Rental income	38.1	38.5	77.3	75.4	151.6
Website income	8.3	8.2	15.7	15.9	28.9
Net gain / (loss) on disposal of property, plant and equipment	0.1	(0.5)	0.1	(0.2)	0.7
Net foreign exchange gains / (loss)	(0.4)	(0.8)	(0.6)	1.7	0.9
Miscellaneous income	20.5	7.7	106.8	12.7	26.9
			-	-	-
TOTAL	66.6	53.1	199.3	105.5	209.0

28. Employee benefits expense

Particulars	For the quarter ended September 30, 2016	For the quarter ended September 30, 2015	For the six months ended September 30, 2016	For the six months ended September 30, 2015	For the year ended March 31, 2016
Salaries, allowances and bonus	147.4	127.3	292.1	248.0	510.5
Contribution to provident and other Funds	7.9	6.0	15.5	12.2	26.2
Staff welfare expenses	8.5	7.6	15.8	13.2	28.2
Compensated absences	11.0	0.4	19.3	7.2	22.1
TOTAL	174.8	141.3	342.7	280.6	587.0

BSE Limited
Significant accounting policies and notes to the accounts
For the period ended September 30, 2016
(Rupees in millions, except share and per share data, unless otherwise stated)

29. Administration and other expenses

Particulars	For the quarter ended September 30, 2016	For the quarter ended September 30, 2015	For the six months ended September 30, 2016	For the six months ended September 30, 2015	For the year ended March 31, 2016
Advertising and marketing expenses	8.5	10.2	20.0	19.2	38.8
Bad debts written off	-	-	1.4	3.0	35.7
Building repairs and maintenance expenses	19.4	13.0	34.9	25.6	56.5
Charity and donations	-	-	0.2	-	-
Computer technology related expenses	177.4	129.7	353.2	270.5	557.2
Contribution to investors service fund	53.2	50.3	96.4	92.8	199.9
Contribution to investors' protection fund	2.6	2.6	4.8	4.7	10.0
Contribution to core settlement guarantee fund (refer note 41)	0.4	58.0	0.6	173.4	174.1
Contribution to SEBI	26.6	25.3	48.2	46.6	100.0
Contribution to corporate social responsibility (refer note below 29.1)	0.5	0.5	1.0	0.5	11.2
Data entry charges	5.0	3.4	9.9	6.5	16.6
Datafeed expenses	0.4	4.4	5.0	8.4	18.8
Directors' fees	2.0	1.4	4.4	2.2	4.1
Electricity charges (net of recoveries)	49.3	53.1	96.9	101.8	196.1
Insurance	2.0	1.9	4.0	4.3	8.5
Impairment of goodwill	-	-	-	-	78.5
Legal fees	8.0	14.3	20.7	21.8	42.8
Payment to auditors	-	-	-	-	-
a) Statutory audit fee	2.0	2.0	4.3	4.0	6.7
b) Tax audit fee	0.2	0.4	0.4	0.4	0.8
c) Other services	0.2	-	0.4	-	1.0
Professional fees	25.2	15.6	83.3	33.2	118.8
Postage and telephone expenses	3.0	2.7	6.7	6.0	11.5
Printing and stationery	1.1	2.0	3.3	3.5	6.2
Property taxes (net of recoveries)	4.8	5.8	10.0	11.7	20.2
Rebate on transaction charges	-	0.3	-	0.5	0.8
Rent	3.8	4.0	6.8	7.7	13.2
Repairs to other assets	5.8	5.3	8.9	9.3	18.5
SEBI regulatory fees	5.5	5.9	12.0	11.5	23.6
Technology programme	90.9	55.1	164.9	102.2	258.9
Travelling expenses	8.2	6.9	17.5	14.0	32.5
Miscellaneous expenses	5.4	5.2	11.6	12.2	27.4
TOTAL	511.4	479.3	1,031.7	997.5	2,088.9

29.1 CSR Expenditure

Particulars	For the quarter ended September 30, 2016	For the quarter ended September 30, 2015	For the six months ended September 30, 2016	For the six months ended September 30, 2015	For the year ended March 31, 2016
a) The gross amount required to be spent by company during the year * Amount required for the year hence not mentioned	*	*	*	*	11.4
b) Amount debited to Statement of Profit and Loss were paid in cash during the respective period / year and were incurred for the purpose other than construction / acquisition of any asset.					

30. Impairment loss on financial assets and reversal of impairment on financial assets

Particulars	For the quarter ended September 30, 2016	For the quarter ended September 30, 2015	For the six months ended September 30, 2016	For the six months ended September 30, 2015	For the year ended March 31, 2016
Impairment loss allowance on trade receivable	7.1	16.8	40.2	17.7	(9.2)
Impairment loss on financial assets carried at cost	-	(19.7)	-	1.7	-
	7.1	(2.9)	40.2	19.4	(9.2)
Reversal impairment loss on financial assets carried at cost	-	-	-	-	(14.7)
	-	-	-	-	(14.7)
TOTAL	7.1	(2.9)	40.2	19.4	(23.9)

31. Taxes

(a) Income tax expenses

The major components of income tax expenses for the six month ended September 30, 2016

(i) Profit or loss section

Particulars	For the quarter ended September 30, 2016	For the quarter ended September 30, 2015	For the six months ended September 30, 2016	For the six months ended September 30, 2015	For the year ended March 31, 2016
Current tax expense	68.3	-	85.3	-	-
Deferred tax	(42.9)	(8.0)	(41.0)	(20.5)	(46.0)
Total income tax expense recognised in statement of profit & loss	25.4	(8.0)	44.3	(20.5)	(46.0)

(ii) Other comprehensive section

Particulars	For the quarter ended September 30, 2016	For the quarter ended September 30, 2015	For the six months ended September 30, 2016	For the six months ended September 30, 2015	For the year ended March 31, 2016
Remeasurements of the defined benefit plans;	(2.2)	(1.8)	(1.6)	(1.5)	0.3
Total income tax expense recognised in other comprehensive income	(2.2)	(1.8)	(1.6)	(1.5)	0.3

(b) Reconciliation of effective tax rate

Particulars	For the six months ended September 30, 2016	For the six months ended September 30, 2015	For the year ended March 31, 2016
(A) Income before income tax	915.9	944.3	1,282.6
(B) Enacted tax rate in india	34.608%	34.608%	34.608%
(C) Expected tax expenses	317.0	326.8	443.9
(D) Other than temporary differences			
Investment Income	(630.8)	(1,192.5)	(1,658.9)
Income from House Property and Related expenditure	(10.0)	(16.2)	(19.9)
Expenses disallowed / (allowed)	(5.7)	7.1	(3.0)
Total	(646.5)	(1,201.6)	(1,681.8)
(E) Temporary difference			
Difference between book balance and tax balance of property plant and equipments, intangible assets and goodwill.	(2.4)	76.4	126.6
Disallowances under Section 43 B of the Income Tax Act, 1961	(13.9)	(12.4)	3.3
Other (Provision for doubtful debts, deposits, fair value adjustments etc.)	2.4	(18.3)	(17.9)
Income Taxable as per ICDS	19.8	38.4	23.0
Business Loss Carried Forward	(165.7)	173.5	264.4
Total	(159.8)	257.6	399.4
(F) Net adjustments	(806.3)	(944.0)	(1,282.4)
(G) Tax expenses / (saving) on net adjustments	(279.0)	(326.8)	(443.9)
(H) Minimum alternate tax credit recognised in deferred tax assets	47.3	-	-
(I) Current tax recognised in profit and loss	85.3	-	-
(J) Current tax recognised in other comprehensive income	-	-	-

BSE Limited**Significant accounting policies and notes to the accounts****For the period ended September 30, 2016****(Rupees in millions, except share and per share data, unless otherwise stated)****32. Earnings per share (EPS)**

Reconciliation of number of equity shares used in the computation of basic and diluted earnings per share is set out below:

Particulars	For the quarter ended		For the six months / year ended		
	September 30, 2016	September 30, 2015	September 30, 2016	September 30, 2015	March 31, 2016
Weighted average number of equity shares (issued share capital) outstanding during the period for the calculation of basic EPS	10,91,76,344	10,91,76,344	10,91,76,344	10,91,76,344	10,91,76,344
Effect of dilutive equity shares outstanding during the period	-	-	-	-	-
Weighted average number of equity shares (issued share capital) outstanding during the period for the calculation of dilutive EPS	10,91,76,344	10,91,76,344	10,91,76,344	10,91,76,344	10,91,76,344
Face Value per Share	₹ 1 each	₹ 1 each	₹ 1 each	₹ 1 each	₹ 1 each
Profit after tax before exceptional items (net of tax)	463.7	324.0	1,007.5	1,078.6	1,807.7
Profit after tax after exceptional items	416.7	260.1	871.6	964.8	1,328.6
Basic and Diluted EPS before exceptional items (net of tax and non controlling interest)	4.25	2.97	9.23	9.88	16.56
Basic and Diluted EPS after exceptional items	3.82	2.38	7.98	8.84	12.17

*In accordance with Ind AS on Earnings per share, basic and diluted earnings per share is adjusted for bonus issue for previous period presented.

33. Lease**33.1 Finance Lease**

- (i) Assets acquired on finance lease mainly comprise computer equipments.
- (ii) The Minimum lease rentals and the present value of minimum lease payments in respect of assets acquired under finance lease are as follows:

Sr · N o.	Particulars	Minimum Lease Payments			Present value of Minimum Lease Payments		
		As on September 30, 2016	As on March 31, 2016	As on April 1, 2015	As on September 30, 2016	As on March 31, 2016	As on April 1, 2015
1	Payable not later than 1 Year	7.5	7.5	7.5	6.7	6.0	7.5
2	Payable later than 1 Year and not later than 5 Years	-	7.5	14.9	-	6.7	14.9
	Total	7.5	15.0	22.4	6.7	12.7	22.4
	Less : Future Finance Charges	0.8	2.3	4.3			
	Present Value of Minimum Lease Payments	6.7	12.7	18.1			

No contingent rent recognised / (adjusted) in the statement of profit and loss in respect of finance lease.

BSE Limited**Significant accounting policies and notes to the accounts****For the period ended September 30, 2016****(Rupees in millions, except share and per share data, unless otherwise stated)****33.2 Operating lease**

Lease rental expense under non-cancellable operating lease during the period ended September 30, 2016 amounted to nil (for the period ended September 30, 2015 and year ended March 31, 2016 : Nil and Nil respectively). Future minimum lease payments under non-cancellable operating lease are as below:

Particulars	As at		
	September 30, 2016	March 31, 2016	April 1, 2015
Payable – Not later than one year	Nil	Nil	Nil
Payable – Later than one year and not later than five years	Nil	Nil	Nil
Payable – Later than five years	Nil	Nil	Nil

Additionally, the Company leases office facilities and residential facilities under cancellable operating leases. The rental expense under cancellable operating lease during the period ended September 30, 2016 was ₹ 6.8 (for the period ended September 30, 2015 and year ended March 31, 2016: ₹ 7.7 and ₹ 13.2 respectively).

34. Financial instruments

The carrying value and fair value of financial instruments by categories as at September 30, 2016, March 31, 2016 and April 1, 2015 is as follows:

Particulars	Carrying Value			Fair Value		
	September 30, 2016	March 31, 2016	April 1, 2015	September 30, 2016	March 31, 2016	April 1, 2015
i) Financial assets						
a) Amortised Cost						
Investment in debt instruments	10,474.2	10,838.5	11,749.2	11,014.8	11,100.0	11,961.8
Trade receivable	403.7	294.1	263.0	403.7	294.1	263.0
Cash and cash equivalents	139.3	641.4	88.8	139.3	641.4	88.8
Bank balances other cash and cash equivalents	6,125.5	4,965.1	5,611.0	6,125.5	4,965.1	5,611.0
Other financial assets	2,438.7	2,211.8	1,927.5	2,438.7	2,211.8	1,927.5
Total	19,581.4	18,950.9	19,639.5	20,122.0	19,212.4	19,852.1
b) FVTPL						
Investment in equity instruments	-	-	20.6	-	-	20.6
Investment in mutual funds	3,257.9	2,110.6	1,144.8	3,257.9	2,110.6	1,144.8
Total	3,257.9	2,110.6	1,165.4	3,257.9	2,110.6	1,165.4
c) At Cost						
Investment in subsidiaries, joint ventures and associates	5,772.0	5,746.6	5,780.7	5,772.0	5,746.6	5,780.7
ii) Financial liabilities						
a) Amortised Cost						
Trade payables	499.0	408.5	341.0	499.0	408.5	341.0
Other financial liabilities	4,178.1	4,364.4	4,227.7	4,178.1	4,364.4	4,227.7
Total	4,677.1	4,772.9	4,568.7	4,677.1	4,772.9	4,568.7

The management assessed that fair value of cash and short-term deposits, trade receivables, trade payables and other current financial assets and liabilities approximate their carrying amounts largely due to the short-term maturities of these instruments.

BSE Limited**Significant accounting policies and notes to the accounts****For the period ended September 30, 2016****(Rupees in millions, except share and per share data, unless otherwise stated)**

The fair value of the financial assets and liabilities is included at the amount at which the instrument could be exchanged in a current transaction between willing parties, other than in a forced or liquidation sale.

The following methods and assumptions were used to estimate the fair values:

(a) The fair value of the quoted bonds and mutual fund are based on price quotations at reporting date. The fair value of unquoted instruments and other financial liabilities, as well as other non-current financial liabilities is estimated by discounting future cash flows using rates currently available for debt on similar terms, credit risk and remaining maturities.

(b) The fair values of the unquoted equity shares have been estimated using a discounted cash flow model. The valuation requires management to make certain assumptions about the model inputs, including forecast cash flows, discount rate, credit risk and volatility, the probabilities of the various estimates within the range can be reasonably assessed and are used in management's estimate of fair value for these unquoted equity investments.

Fair value hierarchy

Level 1 - Quoted prices (unadjusted) in active markets for identical assets or liabilities.

Level 2 – Inputs other than quoted prices included within Level 1 that are observable for the asset or liability, either directly (i.e. as prices) or indirectly (i.e. derived from prices).

Level 3 - Inputs for the assets or liabilities that are not based on observable market data (unobservable inputs).

Particulars	Fair values As at September 30, 2016	Fair values As at March 31, 2016	Fair values As at April 1, 2015	Fair Value Hierarchy (Level)
i) Financial assets				
a) Amortised Cost				
Investment in debt instruments	11,014.8	11,100.0	11,961.8	Level 1 and Level 3
Trade receivable	403.7	294.1	263.0	Level 3
Cash and cash equivalents	139.3	641.4	88.8	Level 1
Bank balances other cash and cash equivalents	6,125.5	4,965.1	5,611.0	Level 2
Other financial assets	2,356.4	2,194.8	1,910.5	Level 3
Total	20,039.7	19,195.4	19,835.1	
b) FVTPL				
Investment in equity instruments	-	-	20.6	Level 3
Investment in mutual funds	3,257.9	2,110.6	1,144.8	Level 1
Total	3,257.9	2,110.6	1,165.4	
ii) Financial liabilities				
Amortised Cost				
Trade payables	499.0	408.5	341.0	Level 3
Other financial liabilities	4,178.1	4,364.4	4,227.7	Level 3
Total	4,677.1	4,772.9	4,568.7	

BSE Limited

Significant accounting policies and notes to the accounts

For the period ended September 30, 2016

(Rupees in millions, except share and per share data, unless otherwise stated)

35. Financial risk management

The Company's principal financial liabilities, comprise trade and other payables. The main purpose of these financial liabilities is to support its operations. The Company's principal financial assets include trade and other receivables, and cash and short-term deposits that derive directly from its operations.

The Company's activities expose it to a variety of financial risks: market risk, credit risk and liquidity risk. The Company's primary focus is to foresee the unpredictability of financial markets and seek to minimize potential adverse effects on its financial performance. The Company's exposure to credit risk is influenced mainly by the individual characteristic of each customer and the concentration of risk from the top few customers.

It is the Company's policy that no trading in derivative for speculative purposes maybe undertaken. The Board of Directors reviews and agrees policies for managing each of these risks, which are summarised below:

Credit risk

Credit risk is the risk of financial loss to the Company if a customer or counterparty to a financial instrument fails to meet its contractual obligations, and arises principally from the Company's receivables from customers and investment securities. Credit risk arises from cash held with banks and financial institutions, as well as credit exposure to clients, including outstanding accounts receivable. The maximum exposure to credit risk is equal to the carrying value of the financial assets. The objective of managing counterparty credit risk is to prevent losses in financial assets. The Company assesses the credit quality of the counterparties, taking into account their financial position, past experience and other factors.

Trade and other receivables

The Company's exposure to credit risk is influenced mainly by the individual characteristics of each customer.

The demographics of the customer, including the default risk of the industry in which the customer operates, also has an influence on credit risk assessment.

Company provides the stock exchange services to its listed customers and registered members (who have provide the collaterals and other securities for trading done on its platform), hence company operates with large number of customers portfolio and its revenue is not concentrated on small number of customers.

None of the customers accounted for more than 10% of the receivables and revenue for the period ended September 30, 2016. None of the customers accounted for more than 10% of the receivables and revenue for the period ended September 30, 2015. None of the customers accounted for more than 10% of the receivables and revenue for the year ended March 31, 2016.

Investments

The Company limits its exposure to credit risk by making investment as per the investment policy. Further investment committee of company review the investment portfolio on bi-monthly basis and recommend or provide suggestion to the management. The company does not expect any losses from non- performance by these counter-parties, and does not have any significant concentration of exposures to specific industry sectors.

Liquidity risk

Liquidity risk is the risk that the Company will not be able to meet its financial obligations as they become due. The Company manages its liquidity risk by ensuring, as far as possible, that it will always have sufficient liquidity to meet its liabilities when due.

The Company's corporate treasury department is responsible for liquidity, funding as well as settlement management. In addition, processes and policies related to such risks are overseen by senior management.

BSE Limited**Significant accounting policies and notes to the accounts****For the period ended September 30, 2016****(Rupees in millions, except share and per share data, unless otherwise stated)**

The working capital position of the Company is given below:

Particulars	As at		
	September 30, 2016	March 31, 2016	April 1, 2015
Cash and cash equivalents	139.3	641.4	88.8
Bank balance other than cash and cash equivalents	6,125.5	4,965.1	5,611.0
Current Investment	3,342.4	2,518.5	4,299.0
Total	9,607.2	8,125.0	9,998.8

The table below provides details regarding the contractual maturities of significant financial liabilities as at September 30, 2016, March 31, 2016 and April 1, 2015

Particulars	As at		
	September 30, 2016	March 31, 2016	April 1, 2015
Trade payable	499.0	408.5	341.0
Other financial liabilities	4,138.2	4,309.0	4,184.1
Total	4,637.2	4,717.5	4,525.1

Foreign Currency risk

The Company's exchange risk arises from its foreign operations, foreign currency revenues and expenses, (primarily in U.S. dollars and euros). Company's revenues insignificant portion are in these foreign currencies, while a significant portion of its costs are in Indian rupees.

As a result, if the value of the Indian rupee appreciates relative to these foreign currencies, the Company's revenues measured in rupees may decrease. The exchange rate between the Indian rupee and these foreign currencies has changed substantially in recent periods and may continue to fluctuate substantially in the future. Due to lesser quantum of revenue and expenses from foreign currencies company is not much exposed to foreign currency risk.

Interest rate risk

Interest rate risk is the risk that the fair value or future cash flows of a financial instrument will fluctuate because of changes in market interest rates. The Company's exposure to the risk of changes in market interest rates relates primarily to the Company's long-term / short- term investment with floating interest rates.

Interest rate risk primarily arises from floating rate investment. The Company's investments in floating rate are primarily short-term, which do not expose it to significant interest rate risk.

36. Capital management

The Company's policy is to maintain a strong capital base so as to maintain investor, creditor and market confidence and to sustain future development of the business. The Company monitors the return on capital as well as the level of dividends on its equity shares. The Company's objective when managing capital is to maintain an optimal structure so as to maximize shareholder value.

BSE Limited**Significant accounting policies and notes to the accounts****For the period ended September 30, 2016****(Rupees in millions, except share and per share data, unless otherwise stated)**

Particulars	As at		
	September 30, 2016	March 31, 2016	April 1, 2015
Total equity attributable to the equity share holders of the company	23,458.9	23,073.6	22,692.1
As percentage of total capital			
Current borrowings	-	-	-
Non-current borrowings	-	-	-
Total borrowings	-	-	-
As percentage of total capital	-	-	-
Total Capital (borrowings and equity)	23,458.9	23,073.6	22,692.1

The Company is predominantly equity financed which is evident from the capital structure table. Further, the company has always been a net cash company with cash and bank balances along with investment which is predominantly investment in liquid and short term mutual funds being far in excess of debt.

37. Related party transactions

Sr.	Control	Entities
a.	Subsidiary Companies	
	Direct	
		Indian Clearing Corporation Limited
		Marketplace Technologies Private Limited
		BSE Institute Limited
		Central Depository Services (India) Limited
		BSE Investments Limited
		BSE Sammaan CSR Limited (w.e.f. September 10, 2015)
		BSE CSR Integrated Foundation (w.e.f. March 7, 2016)
		BSE International Exchange (IFSC) Limited (w.e.f. September 12, 2016)
		BSE International Clearing Corporation (IFSC) Limited (w.e.f. September 12, 2016)
Note :- BSE Limited has subscribed to the Memorandum and Articles of Association at the time of incorporation of BSE International Exchange (IFSC) Limited and BSE International Clearing Corporation (IFSC) Limited. However, the shares of these companies have not yet been allotted to the Company as at September 30, 2016		
	Indirect	
		Marketplace Tech Infra Services Private Limited
		CDSL Ventures Limited
		CDSL Insurance Repository Limited
		BSE Skills Limited
		BFSI Sector Skill Council of India
		BIL - Ryerson Technology Startup Incubator Foundation
b.	Trusts set-up by the Company	
		The Stock Exchange Investors' Protection Fund
		The Stock Exchange Education & Research Services
		The Stock Exchange Foundation
		The Stock Exchange Charities
		Seth K. R. P. Shroff Stock Exchange Sarvajanik Fund
		Shri Phiroze Jeejeebhoy Memorial Trust
c.	Joint Venture Company	
		BOI Shareholding Limited (upto January 8, 2016)
		Asia Index Private Limited

BSE Limited

Significant accounting policies and notes to the accounts

For the period ended September 30, 2016

(Rupees in millions, except share and per share data, unless otherwise stated)

Sr.	Control	Entities
d.	Associates	Institutional Investor Advisory Services India Limited (upto January 5, 2016)
e.	Key Management Personnel and their relatives	Shri Ashishkumar Chauhan - Managing Director and Chief Executive Officer Mr. Sudhakar Rao - Chairman Dr. K. Kasturirangan - Public Interest Director Mr. Dhirendra Swarup - Public Interest Director Mr. Vikramajit Sen - Public Interest Director Mr. Sumit Bose - Public Interest Director Dr. Sriprakash Kothari - Shareholder Director Mr. Sethurathnam Ravi - Public Interest Director Ms. Usha Sangwan - Shareholder Director Ms. Rajeshree Sabnavis - Shareholder Director Mr. Thomas Bendixen - Shareholder Director

Following are the transactions with related and the period-end balances:

Particulars	For the period / year ended		
	September 30, 2016	September 30, 2015	March 31, 2016
Subsidiary Companies			
Income			
Indian Clearing Corporation Limited			
Rent and Infrastructure Charges	1.9	1.9	3.8
Miscellaneous Income	3.0	7.1	7.2
Dividend Income	129.2	570.3	752.8
Other Employee cost Recovery	0.2	0.1	0.3
Administrative and Other Expenses (Recoveries)	10.3	10.2	20.7
BSE Institute Limited			
Salaries, Allowances and Bonus (Recoveries)	-	3.0	5.0
Rent and Infrastructure Charges	14.2	13.0	26.5
Dividend Income	-	5.0	5.0
Administrative and Other Expenses (Recoveries)	5.0	3.7	6.3
Central Depository Services (India) Limited			
Administrative and Other Expenses (Recoveries)	4.5	4.4	7.7
Charges Recovered	11.4	11.9	14.4
Dividend Income	141.6	124.6	124.6
Rent and Infrastructure Charges	13.2	13.2	26.4
Miscellaneous Income	0.6	0.3	0.8
BFSI Sector Skill Council of India			
Rent and Infrastructure Charges	0.5	0.2	0.6
Administrative and Other Expenses (Recoveries)	0.1	-	0.1
Expenditure			
Indian Clearing Corporation Limited			
Contribution to Core Settlement Guarantee Fund	0.6	173.4	174.1

BSE Limited

Significant accounting policies and notes to the accounts

For the period ended September 30, 2016

(Rupees in millions, except share and per share data, unless otherwise stated)

Particulars	For the period / year ended		
	September 30, 2016	September 30, 2015	March 31, 2016
Contribution to Settlement Guarantee Fund (25% of Profit)	207.9	-	514.3
Marketplace Technologies Private Limited			
Computer Technology Related Expenses (net of recovery)	87.1	94.2	185.5
Purchase of Intangible Assets	9.0	-	10.8
Intangible assets under development	-	7.4	-
Central Depository Services (India) Limited			
Administrative and Other Expenses	3.7	-	0.3
BSE Institute Limited			
Reimbursement of services	8.4	9.2	18.2
Trusts set-up by the Company			
Income			
The Stock Exchange Investors' Protection Fund			
Administrative and Other Expenses (Recoveries)	19.3	28.8	47.1
Rent	1.9	2.1	2.6
Expenditure			
Contribution to IPF (a proportion of listing fee)	9.6	9.3	10.0
Reimbursement for IFRS Foundation	-	46.0	46.0
Rent	2.1	3.0	4.8
Joint Ventures:			
Income			
BOI Shareholding Limited (upto January 8, 2016)			
Miscellaneous Income	-	-	0.1
Asia Index Private Limited			
Rent and Infrastructure Charges	6.9	6.9	13.8
Administrative and Other Expenses (Recoveries)	1.5	1.3	3.2
Associate			
Income			
Institutional Investor Advisory Services India Limited (upto January 5, 2016)			
Rent and Maintenance Charge	-	1.4	2.9
Administrative and Other Expenses (Recoveries)	-	0.3	0.4
Expenditure			
Institutional Investor Advisory Services India Limited (upto January 5, 2016)			
Professional fees	-	0.7	0.7
Expenditure			
Salaries, Allowances and Bonus*			
Shri Ashishkumar Chauhan	22.2	19.8	32.7

BSE Limited

Significant accounting policies and notes to the accounts

For the period ended September 30, 2016

(Rupees in millions, except share and per share data, unless otherwise stated)

Particulars	For the period / year ended		
	September 30, 2016	September 30, 2015	March 31, 2016

*Excludes the variable pay of the prior years which has been paid in the current quarter based on Securities Contract (Regulations) (Stock Exchanges and Clearing Corporations) Regulations 2012.

Particulars	As at September 30, 2016	As at March 31, 2016	As at April 1, 2015
Subsidiary			
Assets			
Investments			
Indian Clearing Corporation Limited	3,540.0	3,540.0	3,540.0
Marketplace Technologies Private Limited	425.0	425.0	425.0
BSE Institute Limited	500.0	500.0	500.0
BSE Investments Limited	1.0	1.0	1.0
BSE Sammaan CSR Limited	26.0	1.0	-
BSE CSR Integrated foundation	0.4	-	-
BFSI Sector Skill Council of India	10.0	10.0	10.0
Central Depository Services (India) Limited	1279.5	1279.5	1279.5
Receivable (Net)			
Indian Clearing Corporation Limited	10.9	5.5	210.8
BSE Institute Limited	3.6	1.4	4.7
BFSI Sector Skill Council of India	-	-	-
BSE Investments Limited	-	-	0.3
Central Depository Services (India) Limited	0.6	0.7	0.7
Share Application Money			
BSE CSR Integrated Foundation (w.e.f March 7, 2016)	-	0.4	-
Liabilities			
Payable (Net)			
Marketplace Technologies Private Limited	-	14.6	20.2
Indian Clearing Corporation Limited	655.4	514.3	-
Other Deposits Received			
Central Depository Services (India) Limited	7.3	7.3	7.3
Trusts set-up by the Company			
Assets			
Receivable			
The Stock Exchange Investors' Protection Fund	8.0	5.8	13.1
Liabilities			
Deposit			
The Stock Exchange Investors' Protection Fund	0.6	0.6	0.6
Joint ventures			
Assets			

BSE Limited

Significant accounting policies and notes to the accounts

For the period ended September 30, 2016

(Rupees in millions, except share and per share data, unless otherwise stated)

Particulars	For the period / year ended		
	September 30, 2016	September 30, 2015	March 31, 2016
Investments			
BOI Shareholding Limited (up to January 8, 2016)	-	-	9.8
Asia Index Private Limited	0.1	0.1	0.1
Receivable			
Asia Index Private Limited	0.2	-	-
Liabilities			
Payable			
Asia Index Private Limited	-	0.3	0.2
Deposit			
Asia Index Private Limited	-	9.2	9.2
Associate			
Assets			
Investments			
Institutional Investor Advisory Services India Limited (upto January 5, 2016)	-	-	40.0
Liabilities			
Deposit			
Institutional Investor Advisory Services India Limited (upto January 5, 2016)	-	1.5	1.5

38. Contingent liabilities

Sr. No.	Particulars	As at September 30, 2016	As at March 31, 2016	As at April 1, 2015
a)	Claims against the Exchange not acknowledged as debts in respect of :			
	i) Income tax matters	210.5	275.9	271.3
	ii) Service tax matters	-	-	3.6
	iii) Department of telecommunication license matters (Refer Note below)	40.1	40.1	40.1
	iv) Other matters	1,039.3	1,040.3	1,051.0
	v) Out of 'iv' above other matters in the opinion of the Management are remote	1,036.3	1,037.0	1,039.4
b)	Guarantees given by the Exchange to the loan provider: Aggregate loans outstanding from employees of the Exchange as on date. The employees have mortgaged their flats / properties with the loan provider.	4.3	4.8	6.0

BSE Limited

Significant accounting policies and notes to the accounts

For the period ended September 30, 2016

(Rupees in millions, except share and per share data, unless otherwise stated)

Note:

During the year 2012-13, the Exchange had received notices from Department of Telecommunication (DoT), Government of India to pay a revised VSAT Network License Fees, Royalty etc. aggregating ₹ 63.6 against which an amount of ₹ 23.5 was paid and expensed during the earlier years. In respect of the balance amount of ₹ 40.1 the Management filed a reply, after legal consultations, with DoT challenging the claim stating that the demand notices were based on an incorrect interpretation of the existing guidelines / orders. Hence no provision for the same was made in the accounts and the amounts have been considered as a Contingent Liability.

39. Capital commitments

Estimated amount of contracts remaining to be executed on capital account and not provided for as at September 30, 2016 is ₹ 73.2 (March 31, 2016 & April 1, 2015 : ₹ 112.8 and ₹ 315.3 respectively).

40. The CEO & MD of the company has been identified as the Chief Operating Decision Maker (CODM) as defined by Ind AS 108, Operating Segments. The CODM evaluates the Company's performance and allocates resources based on an analysis of various performance indicators by industry classes. Accordingly, segment information has been presented for industry classes.

The "Company" or the "Exchange" operates only in one Business Segment i.e. "Facilitating Trading in Securities and other related ancillary Services", hence does not have any reportable Segments as per Indian Accounting Standard 108 "Operating Segments". The reportable business segments are in line with the segment wise information which is being presented to the CODM.

41. The following regulation / circulars issued by SEBI from time to time requires the recognition by the Company of a Settlement Guarantee Fund and the transfer of the same to its clearing corporation and the contribution of a Minimum Required Corpus to a Core Settlement Guarantee Fund ("Core SGF") from time to time:

41.1 As per Regulation 33 of The Securities Contracts (Regulations) (SECC) Regulations, 2012 (the "Regulation") issued on June 20, 2012, every recognized stock exchange is required to transfer twenty five percent of its annual profits every period / year to a fund of the recognized clearing corporation which clears and settles trades executed on that stock exchange to guarantee the settlement of trades.

41.2 As per Circular CIR/MRD/DRMNP/25/2014 dated August 27, 2014 issued by the Securities & Exchange Board of India ("SEBI") regarding a Core Settlement Guarantee Fund, every stock exchange shall contribute at least 25% of the Minimum Required Corpus (can be adjusted against transfer of profit by Stock Exchange as per Regulation 33 of SECC Regulations) to a Core Settlement Guarantee Fund established and maintained by its clearing corporation.

41.3 Further, a clarification was issued as per Circular No SEBI/HO/MRD/DRMNP/CIR/P/2016/54 dated May 4, 2016 based on a recommendation given by the Expert Committee constituted by SEBI. It was clarified that twenty five per cent of profits till the date of amendment of Regulation 33 of SECC Regulations, 2012, shall be transferred by the Stock Exchange to the Core SGF maintained by Clearing Corporation within such time as may be specified by SEBI.

41.4 Thereafter, on August 29, 2016, SEBI has amended Regulation 33 of SECC Regulations, 2012. Accordingly, the Company has made provision for transfer of twenty-five percent of its profit till August 29, 2016 (pro-rata based on profit for the six months ended September 30, 2016), being the date of the amendment, towards Settlement Guarantee Fund.

The above Regulations / Circulars were given effect to in the Financial Statements as under:

BSE Limited**Significant accounting policies and notes to the accounts****For the period ended September 30, 2016****(Rupees in millions, except share and per share data, unless otherwise stated)**

(i) The Company deposited ₹ 257.9 (including interest) towards the Minimum Required Corpus (MRC) to the Core Settlement Guarantee Fund established and maintained by its clearing corporation (a wholly owned subsidiary) during FY 2014-15.

(ii) The deposit amount of ₹ 257.9 was accounted as prior period item and adjusted to opening retained earnings in total equity.

(iii) The Company's contribution of ₹ 174.1 towards the MRC has been charged to the Statement of Profit and Loss under the head "Administration and Other Expenses" during the year ended March 31, 2016. The contribution to the Core SGF has been adjusted against the transfer of profit by the Company as per the Regulation mentioned above.

(iv) Based on the clarification included in SEBI circular SEBI/HO/MRD/DRMNP/CIR/P/2016/54 dated May 4, 2016 (the "2016 circular") the provision of 25% of profits has to be made and transferred to the Settlement Guarantee Fund (SGF). Accordingly, the cumulative amount required to be provided and transferred to the said SGF till March 31, 2016 amounts to ₹ 974.2 being 25% of the profits of the Company after tax, before making such contribution for FY 2012-13 to FY 2015-16. The Exchange had already contributed and charged ₹ 432.0 to the Statement of Profit and Loss towards 25% of the MRC to the Core Settlement Guarantee Fund as explained in b above. After adjusting the investment income accrued on the Company's contribution to the Core SGF for the period up to March 31, 2016 of ₹ 27.9, the balance amount of ₹ 514.3 (including ₹ 459.8 for FY 2015-16) is now charged to the Statement of Profit and Loss as an "Exceptional Item". The amount payable by the Exchange in respect of the SGF as at March 31, 2016 has been disclosed under the head "Other current liabilities" and is payable to the Core Settlement Guarantee Fund within such time as specified by SEBI.

(v) During the six months ended September 30, 2016 ₹ 207.9 has been charged to the Statement of Profit and Loss, being 25% of the profits earned till August 29, 2016 (pro-rata based on profit for the six months ended September 30, 2016), as an "Exceptional Item". As at September 30, 2016 the amount of ₹ 655.4 payable by the Exchange in respect of the SGF has been disclosed under the head "Other current liabilities" and is payable to the Core Settlement Guarantee Fund within such time to be specified by SEBI.

42. Employee Benefits :**42.1 Defined Benefit Plan – Gratuity:**

The Company offers its employees defined-benefit plans in the form of a gratuity scheme (a lump sum amount). Benefits under the defined benefit plans are typically based on years of service and the employee's compensation (generally immediately before retirement). The gratuity scheme covers substantially all regular employees.

The following table sets out the funded status of the Gratuity benefit scheme and the amount recognised in the Financial Statements as at September 30, 2016 and March 31, 2016:

Particulars	September 30, 2016	March 31, 2016
Change in benefit obligation		
Benefit obligations at the beginning	161.2	156.1
Service cost	5.2	9.3
Interest expense	6.4	12.6
Benefits paid	-	(2.6)
Remeasurements – Actuarial (gains)/ losses	9.2	(14.2)
Benefit obligations at the end	182.1	161.2
Change in Plan assets		
Fair value of plan assets at the beginning	176.6	179.4
Interest income	7.0	14.9
Remeasurements – Actuarial (gains)/ losses	4.1	(15.2)

BSE Limited**Significant accounting policies and notes to the accounts****For the period ended September 30, 2016****(Rupees in millions, except share and per share data, unless otherwise stated)**

Benefits paid	-	(2.6)
Fair value of plan assets at the end	187.8	176.6
Funded status	182.1	161.2
Prepaid gratuity benefit	8.7	14.9

Amount for the period ended September 30, 2016, September 30, 2015 and year ended March 31, 2016 recognised in the statement of profit and loss under employee benefits expenses:

Particulars	September 30, 2016	September 30, 2015	March 31, 2016
Service cost	5.2	9.0	4.6
Net interest on the net defined benefit liability/asset	(0.6)	(0.9)	(1.1)
Curtailment gain			
Net gratuity cost	4.6	8.1	3.5

Amount for the period ended September 30, 2016, September 30, 2015 and year ended March 31, 2016 recognised in the statement of other comprehensive income:

Particulars	September 30, 2016	September 30, 2015	March 31, 2016
Remeasurements of the net defined benefits liability / (asset)			
Experience adjustments	(5.5)	(5.0)	(10.0)
(Gain)/loss from change in financial assumptions & Actual return on plan assets less interest on plan asset	10.6	11.4	10.8
Adjustment to recognize the effect of asset ceiling	(0.5)	(2.0)	(1.8)
Amount recognized in OCI outside statement of profit and loss	4.6	4.4	(0.8)

The weighted-average assumptions used to determine benefit obligations for the period ended September 30, 2016, September 30, 2015 and year ended March 31, 2016:

Particulars	September 30, 2016	September 30, 2015	March 31, 2016
Discount Rate	7.30%	8.05%	8.15%
Increase in compensation levels	7.00%	7.00%	7.00%

The company assesses these assumption with its projected long-term plans of growth and prevalent industry standards. The discount rate is based on the government securities yield.

The following table summarizes the impact in percentage terms on the reported defined benefit obligation at the end of the reporting period arising on account of an increase or decrease in the reported assumption by 50 basis points:-

Particulars	Six months ended September 30, 2016	
	Discount rate	Salary escalation rate
Impact of increase in 50 bps on defined benefit obligation	-4.87%	5.21%
Impact of decrease in 50 bps on defined benefit obligation	5.22%	-4.91%

BSE Limited**Significant accounting policies and notes to the accounts****For the period ended September 30, 2016****(Rupees in millions, except share and per share data, unless otherwise stated)**

Sensitivity for the significant actuarial assumptions is computed by varying one actuarial assumption used for the valuation of the defined benefit obligation by 50 basis points, keeping all other actuarial assumption constant.

Composition of Plan Assets

Particulars	September 30, 2016	March 31, 2016	April 1, 2015
Government of India Securities	39%	41%	40%
Corporate Bonds	26%	27%	34%
Special Deposit Schemes	0%	0%	5%
Others	35%	32%	21%

Actual return on the assets for the period ended September 30, 2016, September 30, 2015 and year ended March 31, 2016 were ₹ 7.1, ₹ 7.5 and ₹ 14.9 respectively.

The plan assets in respect of gratuity represent funds managed by the BSE employee Gratuity Fund. The Employer's best estimate of the contributions expected to be paid to the plan during the next year is NIL.

Maturity profile of defined benefit obligations

Particulars	September 30, 2016
Expected benefits for year 1	7.5
Expected benefits for year 2	8.4
Expected benefits for year 3	4.5
Expected benefits for year 4	9.0
Expected benefits for year 5	6.6
Expected benefits for year 6	14.0
Expected benefits for year 7	14.7
Expected benefits for year 8	18.6
Expected benefits for year 9	26.6
Expected benefits for year 10 and above	313.3

42.2 Defined Contribution Plan- Provident fund, Pension Fund and New pension Scheme :

These are plans in which the Company pays pre-defined amounts to separate funds and does not have any legal or informal obligation to pay additional sums. The Company offers its employees defined contribution plan in the form of provident fund and family pension fund. Provident fund and family pension fund cover substantially all regular employees. While both, the employees and the Company pay predetermined contributions into the provident fund and New National Pension Scheme, contributions into the family pension fund are made by only the Company. The contributions are based on a certain proportion of the employee's salary.

The Company has an obligation to fund any shortfall on the yield of the trust's investment over the administered interest rates on an annual basis. These administered interest rates are determined annually predominantly considering the social rather than economic factors and in most cases the actual return earned by the Company has been higher in the past years.

The Company recognised charge for the period ended September 30, 2016, September 30, 2015 and for the year ended March 31, 2016 of ₹ 9.2, ₹ 8.7 and ₹ 19.2 respectively for provident fund and family pension fund contribution in the Statement of Profit and Loss.

BSE Limited**Significant accounting policies and notes to the accounts****For the period ended September 30, 2016****(Rupees in millions, except share and per share data, unless otherwise stated)**

The Company recognised charge for the period ended September 30, 2016, September 30, 2015 and for the year ended March 31, 2016 of ₹ 1.6, Nil and ₹ 2.3 respectively for New National pension Scheme contribution in the Statement of Profit and Loss.

43. Earnings / Expenditure in Foreign Currency:**a. Earnings:**

Particulars	For the six months ended September 30, 2016	For the six months ended September 30, 2015	For the year ended March 31, 2016
Data feed	96.4	84.9	174.3
Website	16.3	14.4	25.6
Total	112.7	99.2	199.9

b. CIF Value of Imports:

Particulars	For the six months ended September 30, 2016	For the six months ended September 30, 2015	For the year ended March 31, 2016
Equipments	0.7	17.1	18.1
Total	0.7	17.1	18.1

c. Expenses:

Particulars	For the six months ended September 30, 2016	For the six months ended September 30, 2015	For the year ended March 31, 2016
Computer technology related expenses	2.6	10.9	11.1
Annual Subscription Charges	11.8	10.5	11.4
Traveling Expenses	8.9	7.2	18.9
Legal and Professional Fees	7.1	1.3	3.2
Seminar and Sponsorship Expenses	0.7	1.4	2.2
Sitting Fees	1.2	0.6	1.4
Total	32.3	31.9	48.2

44. a) Pursuant to SEBI Circular CIR/DNPD/5/2011 dated June 2, 2011 (BSE Notice no-20110602-18, dated June 02, 2011), permitting stock exchanges to introduce Liquidity Enhancement Schemes (LES) for illiquid securities in their equity derivatives segment, the Exchange has launched a series of Liquidity Enhancement Incentive Programmes (LEIPS) to enhance liquidity in BSE's Futures & Options Segment. The programme was launched on 28th September, 2011 and has been discontinued with effect from April 01, 2016 and hence company has been incurred during period ended September 30, 2016, September 30, 2015 and for the year ended March 31, 2016 amounting to Nil, ₹ 128.1 and ₹ 172.4 respectively. Considering the special nature of this expense and its impact on the profit of the Exchange, the same has been recognised as an exceptional item.

b) Based on a direction received from SEBI during the financial year 2015-16, the Company has charged an amount of ₹ 46.0 to the Statement of Profit and Loss which was to be reimbursed to The Stock Exchange Investor's Protection Fund (BSE IPF) towards Contribution to the IFRS Foundation pertaining to earlier years. Considering the nature of the expense and its impact on the profit of the Company, the same has been disclosed as an exceptional item during six month ended September 30, 2015.

BSE Limited

Significant accounting policies and notes to the accounts

For the period ended September 30, 2016

(Rupees in millions, except share and per share data, unless otherwise stated)

45. Based on SEBI Regulations, the Company is required to divest its stake in Central Depository Services (India) Limited (CDSL) to 24% of the Share Capital of CDSL. Subsequent to the period end, the Company has transferred 4.15% equity stake of CDSL. The Company holds 50.05% equity stake in CDSL post the sale.

46. Previous year's / period's figures have been regrouped / reclassified whenever necessary to correspond with the current period's classification / disclosure.

For **Deloitte Haskins & Sells LLP**
Chartered Accountants

For and on behalf of the Board of Directors of **BSE Limited**

G.K Subramanian
Partner

Sudhakar Rao
Chairman

Ashishkumar Chauhan
CEO & Managing Director

Place: Mumbai
Date: October 28, 2016

Nayan Mehta
Chief Financial Officer

Prajakta Powle
Company Secretary

**INDEPENDENT AUDITORS' REPORT
TO THE BOARD OF DIRECTORS OF
BSE LIMITED**

Report on the Condensed Consolidated Financial Statements

We have audited the accompanying condensed consolidated financial statements of **BSE LIMITED** ("the Company") and its subsidiaries (collectively referred to as "the Group") and a jointly controlled entity, which comprise the Condensed Balance Sheet as at September 30, 2016, the related Condensed Consolidated Statement of Profit and Loss, Statement of Changes in Equity and Condensed Consolidated Cash Flow Statement for the six months ended September 30, 2016, and a summary of the significant accounting policies and other explanatory information.

Management's Responsibility for the Condensed Consolidated Financial Statements

The Company's Board of Directors is responsible for the matters stated in Section 134(5) of the Companies Act, 2013 ("the Act") with respect to the preparation of these condensed consolidated financial statements that give a true and fair view of the financial position, financial performance, changes in equity and cash flows of the Group and of its jointly controlled entity in accordance with requirements of Indian Accounting Standard 34 on Financial Reporting (Ind AS 34) specified under Section 133 of the Companies Act, 2013 and other accounting principles generally accepted in India. This responsibility also includes maintenance of adequate accounting records in accordance with the provisions of the Act for safeguarding the assets of the Group and for preventing and detecting frauds and other irregularities; selection and application of appropriate accounting policies; making judgments and estimates that are reasonable and prudent; and design, implementation and maintenance of adequate internal financial controls, that were operating effectively for ensuring the accuracy and completeness of the accounting records, relevant to the preparation and presentation of the condensed consolidated financial statements that give a true and fair view and are free from material misstatement, whether due to fraud or error.

Auditor's Responsibility

Our responsibility is to express an opinion on these condensed consolidated financial statements based on our audit. We conducted our audit of the condensed consolidated financial statements in accordance with the Standards on Auditing specified under Section 143(10) of the Act. Those Standards require that we comply with ethical requirements and plan and perform the audit to obtain reasonable assurance about whether the financial statements are free from material misstatement.

An audit involves performing procedures to obtain audit evidence about the amounts and the disclosures in the condensed consolidated financial statements. The procedures selected depend on the auditor's judgment, including the assessment of the risks of material misstatement of the financial statements, whether due to fraud or error. In making those risk assessments, the auditor considers internal financial control relevant to the Holding Company's preparation of the condensed consolidated financial statements that give a true and fair view in order to design audit procedures that are appropriate in the circumstances, but not for the purpose of expressing an opinion on whether the Holding Company has in place an adequate internal financial control system over financial reporting and the operating effectiveness of such controls. An audit also includes evaluating the appropriateness of the accounting policies used and the reasonableness of the accounting estimates made by the Holding Company's Directors, as well as evaluating the overall presentation of the condensed consolidated financial statements.

We believe that the audit evidence obtained by us and the audit evidence obtained by the other auditors in terms of their reports referred to in the Other Matters paragraph below, is sufficient and appropriate to provide a basis for our audit opinion on the condensed consolidated financial statements.

Opinion

In our opinion and to the best of our information and according to the explanations given to us, the aforesaid condensed consolidated financial statements give the information so required and give a true and fair view in conformity with the requirements of Indian Accounting Standard 34 on Financial Reporting specified under Section 133 of the Companies Act, 2013 and other accounting principles generally accepted in India, of the state of affairs of the Group as at September 30, 2016, and its profit, changes in equity and its cash flows for the six months ended on that date.

Other Matters

We did not audit the financial statements of five subsidiaries, whose condensed financial statements reflect total assets of Rs. 10,039.5 million as at September 30, 2016, total revenues of Rs. 492.2 million, total comprehensive income of Rs 193.6 million and net cash flows amounting to Rs. 1,001.1 million for six months ended on that date, as considered in the condensed consolidated financial statements. Further, we did not audit the condensed financial statements of one jointly controlled entity, whose condensed financial statement reflect share of profit after tax of Rs 4.2 million and total comprehensive income of Rs 3.9 million for the six months ended on that date, as considered in the condensed consolidated financial statements . The condensed consolidated financial statements of these companies have been audited by the respective auditors whose reports have been furnished to us, and our opinion in so far as it relates to the amounts and disclosures included in respect of these companies, is based solely on the report of such auditors.

h

**Deloitte
Haskins & Sells LLP**

Our opinion on the condensed consolidated financial statements is not modified in respect of the above matter with respect to our reliance on the work done and the reports of the other auditors and the financial statements certified by the Management.

For **DELOITTE HASKINS & SELLS LLP**

Chartered Accountants

(Firm Registration No. 117366W/W-100018)



G. K. Subramaniam

Partner

(Membership No. 109839)

Mumbai, October 28, 2016

BSE Limited
(Formerly known as Bombay Stock Exchange Limited)
Condensed Consolidated Balance Sheet as at September 30, 2016

(₹ in Million)

	PARTICULARS	Note No.	As at September 30, 2016	As at March 31, 2016	As at April 1, 2015
ASSETS					
1	Non-current assets				
	a. Property, plant and equipment	5	1,312.0	1,347.8	1,274.5
	b. Capital work-in-progress		74.6	6.0	30.5
	c. Investment property	6	35.5	36.4	38.2
	d. Goodwill	7	850.4	850.4	928.9
	e. Other intangible assets	8	168.9	174.6	203.8
	f. Intangible assets under development	8	18.1	20.3	6.1
	g. Financial assets				
	i. Investments				
	a. Investments in subsidiaries	9	0.6	0.6	0.5
	b. Investments in joint ventures	10	19.8	14.6	131.9
	c. Investments in associates	10	-	-	25.6
	d. Other investments	11	13,669.6	15,428.5	14,239.3
	ii. Other financial assets	13	3,024.3	3,315.4	1,482.9
	h. Non current tax assets (net)	23	865.5	1,083.3	778.1
	i. Deferred tax Assets (net)	20	91.9	25.8	-
	j. Other non-current assets	15	15.3	24.4	31.6
	Total Non-Current Assets		20,146.5	22,328.1	19,171.9
2	Current assets				
	a. Financial assets				
	i. Investments	11	8,525.8	5,704.5	8,773.0
	ii. Trade receivables	12	624.3	471.9	348.1
	iii. Cash and cash equivalents	14	2,491.4	3,985.8	3,429.8
	iv. Bank balances other than (iii) above	14	11,717.1	9,007.5	9,527.0
	v. Other financial assets	13	1,009.8	747.5	709.0
	b. Other current assets	15	382.0	156.0	143.1
	Total Current Assets		24,750.4	20,073.2	22,930.0
	Total Assets (1+2)		44,896.9	42,401.3	42,101.9
EQUITY AND LIABILITIES					
3	Equity				
	a. Equity share capital	16	107.4	107.4	107.3
	b. Other equity	17	25,655.0	25,121.9	25,264.9
	Equity attributable to shareholders of the Company		25,762.4	25,229.3	25,372.2
	Non Controlling Interest		2,438.6	2,372.7	2,057.7
	Total Equity		28,201.0	27,602.0	27,429.9
4	Core Settlement Guarantee Fund		1,920.6	1,760.5	1,112.6
LIABILITIES					
5	Non-current liabilities				
	a. Financial liabilities				
	Other financial liabilities	18	48.7	63.9	49.8
	b. Deferred tax liabilities (Net)	20	-	-	27.2
	c. Provisions	19	14.0	8.0	6.5
	d. Other non-current liabilities	21	11.1	9.5	11.3
	Total Non-Current Liabilities		73.8	81.4	94.8
6	Current liabilities				
	a. Financial liabilities				
	i. Trade payables				
	a. Total outstanding dues of micro enterprises and small	22	-	-	-
	b. Total outstanding dues of creditors other than micro enterprises and small enterprises	22	530.7	458.7	388.4
	ii. Other financial liabilities	21	10,643.8	10,858.6	11,060.8
	b. Provisions	19	125.1	120.5	77.9
	c. Current tax liabilities (Net)	23	231.3	119.4	90.7
	d. Other current liabilities	21	3,170.6	1,400.2	1,846.8
	Total Current Liabilities		14,701.5	12,957.4	13,464.6
	Total Equity and Liabilities (3+4+5+6+7)		44,896.9	42,401.3	42,101.9
See accompanying notes forming part of the financial statements					

In terms of our report attached

For Deloitte Haskins & Sells LLP
Chartered Accountants

G.K. Subramaniam
Partner

Date : October 28, 2016
Place : Mumbai

For and on behalf of the Board of Directors

Sudhakar Rao
Chairman

Ashishkumar Chauhan
Managing Director & CEO

Nayan Mehta
Chief Financial Officer

Prajakta Powle
Company Secretary

BSE Limited
(Formerly known as Bombay Stock Exchange Limited)
Condensed Consolidated Statement of Profit and Loss for six months ended September 30, 2016

(₹ in Million)

PARTICULARS	Note No.	For the quarter ended September 30, 2016	For the quarter ended September 30, 2015	For the six months ended September 30, 2016	For the six months ended September 30, 2015	For the year ended March 31, 2016
1 Revenue from operations: Income from						
Securities services	24	812.8	567.3	1,490.5	1,096.3	2,412.6
Services to corporates	25	416.4	359.9	801.9	702.6	1,611.1
Data dissemination fees		62.4	54.9	123.2	108.7	224.2
Revenue from operations		1,291.6	982.1	2,415.6	1,907.6	4,247.9
2 Investment income	26	630.3	542.9	1,182.4	1,038.0	2,101.8
3 Other income	27	100.1	85.5	261.1	168.6	351.2
4 Total revenue (1+2+3)		2,022.0	1,610.5	3,859.1	3,114.2	6,700.9
5 Expenses						
Employee benefits expense	28	317.1	253.7	612.0	507.0	1,073.8
Finance costs		3.7	0.5	5.2	1.1	3.3
Depreciation and amortisation expense	5&6&7	126.2	126.4	244.1	251.0	536.7
Impairment loss on financial assets	30	6.9	19.1	40.5	20.0	10.9
Other expenses	29	611.4	589.7	1,230.2	1,211.3	2,490.8
Total expenses		1,065.3	989.4	2,132.0	1,990.4	4,115.5
6 Profit before exceptional items and tax (4 -5)		956.7	621.1	1,727.1	1,123.8	2,585.4
7 Exceptional items :						
Liquidity enhancement incentive program scheme		-	51.7	-	128.1	172.4
Settlement guarantee fund (25% transfer of profit)		71.8	-	207.9	-	514.3
Loss on sale of BOI Shareholding Limited		-	59.3	-	59.3	64.3
Reversal of provision for contribution to depository investor protection fund		-	-	-	-	(331.0)
Others		-	46.0	-	46.0	46.0
Total exceptional items		71.8	157.0	207.9	233.4	466.0
8 Profit before tax (6 -7)		884.9	464.1	1,519.2	890.4	2,119.4
9 Tax expense:	31					
Current tax		197.3	40.7	301.8	99.7	423.7
Deferred tax		(69.9)	3.3	(64.3)	1.8	(53.2)
Total tax expenses		127.4	44.0	237.5	101.5	370.5
Profit after tax before share of Profit / (Loss) from Joint Venture/ Associate for the period (8-9)		757.5	420.1	1,281.7	788.9	1,748.9
Share of Profit of Joint Ventures		2.5	8.0	5.3	15.5	25.1
Share of Loss of Associate		-	(0.9)	-	(1.8)	(2.7)
10 Net Profit after tax for the period		760.0	427.2	1,287.0	802.6	1,771.3
Net Profit attributable to the shareholders of the Company		639.9	344.9	1,076.9	662.5	1,329.3
Net Profit attributable to the non controlling interest		120.1	82.3	210.1	140.1	442.0
11 Other comprehensive income						
Items that will not be reclassified to profit or loss						
i. Remeasurements of the defined benefit plans;		(8.0)	(5.2)	(7.3)	(4.3)	0.5
ii. Income tax relating to items that will not be reclassified to profit or loss		(2.3)	(1.7)	(1.8)	(1.4)	0.2
Total other comprehensive income for the period		(5.7)	(3.5)	(5.5)	(2.9)	0.3
12 Total Comprehensive Income for the period (10+11)		754.3	423.7	1,281.5	799.7	1,771.6
Net Profit attributable to the shareholders of the Company		634.2	341.3	1,071.5	659.5	1,329.8
Net Profit attributable to the non controlling interest		120.1	82.4	210.0	140.2	441.8
13 Earning per equity share :	32					
Basic and Diluted before exceptional items (not annualised) (₹)		6.29	4.10	11.11	7.47	15.87
Basic and Diluted after exceptional item (not annualised) (₹)		5.86	3.16	9.86	6.07	12.18
Per value of share ₹		1	1	1	1	1
Weighted average number of shares (Nos.)		10,91,76,344	10,91,76,344	10,91,76,344	10,91,76,344	10,91,76,344
See accompanying notes forming part of the financial statements						

In terms of our report attached
For Deloitte Haskins & Sells LLP
Chartered Accountants

For and on behalf of the Board of Directors

G.K. Subramaniam
Partner

Sudhakar Rao
Chairman

Ashishkumar Chauhan
Managing Director & CEO

Date : October 28, 2016
Place : Mumbai

Nayan Mehta
Chief Financial Officer

Prajakta Powle
Company Secretary

BSE Limited

Consolidated Statement of Changes in Equity for the six months ended September 30, 2016

(₹ in Million)

A. Equity Share Capital

	Amount
Balance as at April 1, 2015	103.9
Changes in equity share capital during the year	3.4
Balance as at March 31, 2016	107.4
Changes in equity share capital during the period	-
Balance as at September 30, 2016	107.4

B. Other Equity

Particulars	Share application money pending allotment	Reserves and Surplus						Equity attributable to shareholders of the Company	Non Controlling Interest	Total
		Capital Reserve	Capital Reserve on Amalgamation	Securities Premium Reserve	General Reserve	Retained Earnings	Settlement Guarantee Fund			
Balance as at March 31, 2015	0.1	6,617.9	1,053.0	3,938.9	7,047.0	5,588.3	256.5	24,501.7	1,986.4	26,488.1
Ind AS Adjustments										
Reversal of proposed dividend and dividend distribution tax thereon in the absence of obligating event	-	-	-	-	-	657.0	-	657.0	-	657.0
Effect of measuring investments in bonds at amortised cost	-	-	-	-	-	1.1	-	1.1	-	1.1
Effect of measuring investments in mutual fund units at fair value through profit or loss	-	-	-	-	-	269.1	-	269.1	-	269.1
Difference in depreciation method earlier treated as accounting policy difference changed to as accounting estimated	-	-	-	-	-	(34.0)	-	(34.0)	-	(34.0)
Effect of measuring deposits at fair valuation at initial recognition and amortised cost at subsequent measurement	-	-	-	-	-	(0.5)	-	(0.5)	-	(0.5)
Others	-	-	-	-	-	(1.8)	-	(1.8)	-	(1.8)
Deferred tax on Ind AS adjustments	-	-	-	-	-	(56.4)	-	(56.4)	-	(56.4)
Effect of Ind AS adjustment	-	-	-	-	-	834.5	-	834.5	-	834.5
Effect of Ind AS adjustment pertaining to equity shareholders	-	-	-	-	-	763.2	-	763.2	-	763.2
Effect of Ind AS adjustment pertaining to non controlling interest	-	-	-	-	-	-	-	-	71.3	71.3
Balance as at April 1, 2015 as per Ind AS	0.1	6,617.9	1,053.0	3,938.9	7,047.0	6,351.5	256.5	25,264.9	2,057.7	27,322.6
Profit for the year pertaining to equity shareholders	-	-	-	-	-	1,329.3	-	1,329.3	442.0	1,771.3
Other comprehensive income for the year pertaining to equity shareholders	-	-	-	-	-	0.5	-	0.5	(0.2)	0.3
Exchange's Contribution to Core Settlement Guarantee Fund utilized from Settlement Guarantee Fund	-	-	-	-	-	174.1	(174.1)	-	-	-
Clearing corporation's Contribution to Core Settlement Guarantee Fund utilized from Settlement Guarantee Fund	-	-	-	-	-	(345.6)	-	(345.6)	-	(345.6)
Contribution to Settlement Guarantee Fund	-	-	-	-	-	54.5	(54.5)	-	-	-
Investment Income Accrued to Core Settlement Guarantee Fund	-	-	-	-	-	27.9	(27.9)	-	-	-
Payments of Dividends	-	-	-	-	-	(545.9)	-	(545.9)	(105.4)	(651.3)
Payments of Interim Dividends	-	-	-	-	-	(382.1)	-	(382.1)	-	(382.1)
Payments of Dividend Distribution Tax	-	-	-	-	-	(188.8)	-	(188.8)	(21.4)	(210.2)
Share issue expenses	-	-	-	(10.4)	-	-	-	(10.4)	-	(10.4)
Balance at March 31, 2016 as per Ind AS	0.1	6,617.9	1,053.0	3,928.5	7,047.0	6,475.4	-	25,121.9	2,372.7	27,494.6
Profit for the period pertaining to equity shareholders	-	-	-	-	-	1,076.9	-	1,076.9	210.1	1,287.0
Other comprehensive income for the period pertaining to equity shareholders	-	-	-	-	-	(5.4)	-	(5.4)	(0.1)	(5.5)
Payments of Dividend Distribution Tax by Subsidiary	-	-	-	-	-	(12.8)	-	(12.8)	-	(12.8)
Payments of Dividends	-	-	-	-	-	(436.7)	-	(436.7)	(119.7)	(556.4)
Payments of Dividend Distribution Tax	-	-	-	-	-	(88.9)	-	(88.9)	(24.4)	(113.3)
Balance at September 30, 2016 as per Ind AS	0.1	6,617.9	1,053.0	3,928.5	7,047.0	7,008.5	-	25,655.0	2,438.6	28,093.6

See accompanying notes forming part of the financial statements

In terms of our report attached
For Deloitte Haskins & Sells LLP
Chartered Accountants

For and on behalf of the Board of Directors

G.K. Subramaniam
Partner

Sudhakar Rao
Chairman

Ashishkumar Chauhan
Managing Director & CEO

Date : October 28, 2016
Place : Mumbai

Nayan Mehta
Chief Financial Officer

Prajakta Powle
Company Secretary

BSE Limited
(Formerly known as Bombay Stock Exchange Limited)
Condensed Consolidated Cash Flow Statement for six months ended September 30, 2016

(₹ in Million)

PARTICULARS	For the six months ended September 30, 2016	For the six months ended September 30, 2015	For the year ended March 31, 2016
A. CASH FLOW FROM OPERATING ACTIVITIES			
Profit for the year	1,287.0	802.6	1,771.3
Adjustments for			
Income tax expenses recognised in profit and loss	237.5	101.5	370.5
Share of Profit of Joint Ventures	(5.3)	(15.5)	(25.1)
Loss on sale of BOISL	-	59.3	64.3
Share of Loss of Associate	-	1.8	2.7
Depreciation and Amortisation Expenses	244.1	251.0	536.7
Net loss on disposal of property, plant and equipment	(0.1)	0.8	0.8
Impairment loss on financial assets and Bad debts write off	42.1	22.2	60.4
Impairment loss on non financial assets	-	-	78.5
Finance Cost	5.2	1.1	3.3
Exchange's Contribution to Core SGF	67.4	173.4	174.1
Investment Income on Core SGF	92.7	52.4	120.9
Penalties/ Contribution received towards Settlement Guarantee Fund	-	4.0	7.3
Net gains on derecognition of financial assets measured at amortised cost	-	-	(4.1)
Net gain on disposal of investment in subsidiary, joint venture and associate consolidated at equity method	-	-	(7.1)
Net loss / (gain) on disposal of equity instrument measured at FVTPL	(12.1)	20.6	20.6
Net gain arising on financial assets measured at FVTPL	(214.3)	(125.3)	(244.5)
Interest Income	(879.9)	(832.6)	(1,712.6)
Dividend Income	(76.1)	(100.7)	(153.5)
Provision for Compensated Absences	28.7	14.1	37.0
Operating profit before working capital changes (as restated)	816.9	430.7	1,101.5
Movements in Working Capital			
(Increase) / Decrease in Trade Receivables and Unbilled Revenue	(194.0)	(240.5)	(184.2)
Increase / (Decrease) in Trade Payables	72.0	159.0	70.3
Increase / (Decrease) in Provision	4.6	(9.4)	42.6
(Increase) / Decrease in Other financial assets and Other assets	(277.0)	(177.6)	(0.6)
Increase / (Decrease) in Other financial liabilities and Other liabilities	1,682.1	(951.8)	(743.2)
Cash Generated from / (used in) Operations	2,104.6	(789.6)	286.4
Direct taxes paid (net of refunds)	26.1	(256.1)	(727.5)
Net Cash from / (used in) Operating Activities	2,130.7	(1,045.7)	(441.1)
B. CASH FLOW FROM INVESTING ACTIVITIES			
Fixed Assets			
Purchase of fixed assets, including intangible assets, capital work in progress and capital advances	(297.4)	(209.0)	(621.3)
Proceeds from sale of fixed assets	1.0	1.3	2.0
Investments			
Net (Increase) / Decrease in Investment in Equity and Debt instruments	(851.7)	(271.9)	2,005.0
Net Increase in Fixed Deposits with Banks	(2,104.6)	(1,008.5)	(1,526.7)
Interest Received	727.0	320.3	1,625.2
Dividend Received	76.1	100.7	153.5
Net Cash generated from / (used in) Investing Activities	(2,449.6)	(1,067.1)	1,637.7
C. CASH FLOW FROM FINANCING ACTIVITIES			
Finance Cost	(6.1)	(1.5)	(3.7)
Dividend and taxes paid thereon	(525.6)	(657.0)	(1,116.9)
Dividend and tax on dividend paid related to Minority	(144.1)	(126.8)	(126.7)
Dividend distribution tax paid by subsidiary	(12.9)	(31.4)	-
Increase in trading members and other deposits	18.9	69.8	60.9
Share Issue Expenses	-	(10.4)	(10.4)
Net Cash from / (used in) Financing Activities	(669.8)	(757.3)	(1,196.8)
Net Increase / (Decrease) in Cash and Cash Equivalents (A+B+C)	(988.7)	(2,870.1)	(0.2)

BSE Limited
(Formerly known as Bombay Stock Exchange Limited)
Condensed Consolidated Cash Flow Statement for six months ended September 30, 2016

(₹ in Million)

PARTICULARS	For the six months ended September 30, 2016	For the six months ended September 30, 2015	For the year ended March 31, 2016
Cash and Cash Equivalents at the beginning of the year / period	3,365.7	3,365.9	3,365.9
Cash and Cash Equivalents at the end of the year / period*			
Cash on Hand	-	-	0.1
Cheques in Hand	-	-	3.1
In Current Accounts	1,142.0	495.8	1,583.5
In Deposit Accounts with original maturity of 3 months	1,235.0	-	1,779.0
	2,377.0	495.8	3,365.7
Cash and Cash Equivalents at the end of the year / period*			
* Cash and cash equivalents at the end of the year / period comprises (Refer note 19)			
i) Cash on Hand	-	-	0.1
ii) Cheques in Hand	-	-	3.1
iii) Balances with Banks			
In Current Accounts	1,142.0	495.8	1,583.5
In Deposit Accounts with original maturity of 3 months	1,235.0	-	1,779.0
Add: Earmarked Balance in Current Accounts	37.4	-	550.3
Add: Restricted Balance in Current Accounts	77.0	63.4	69.8
	2,491.4	559.2	3,985.8

See accompanying notes forming part of the financial statements

- The Cash Flow Statement has been prepared under the "Indirect Method" as set out in Indian Accounting Standard - 7 "Cash Flow Statement".
- During FY 2016 Company has issued 34,28,572 equity shares to shareholder of United stock exchange of India Limited ("USE") pursuant to scheme of Amalgamation of USE with the Company.
- Previous years' / period's audited figures have been regrouped wherever necessary.

In terms of our report attached

For Deloitte Haskins & Sells LLP
Chartered Accountants

For and on behalf of the Board of Directors

G.K. Subramaniam
Partner

Sudhakar Rao
Chairman

AshishKumar Chauhan
Managing Director & CEO

Date : October 28, 2016
Place : Mumbai

Nayan Mehta
Chief Financial Officer

Prajakta Powle
Company Secretary

BSE Limited

Significant accounting policies and notes to the accounts of Consolidated Financial Statements

For the period ended September 30, 2016

(Rupees in millions, except share and per share data, unless otherwise stated)

1. Company overview

BSE Limited (Formerly known as Bombay Stock Exchange Limited) herein after referred to as the “The Exchange” or “The Company” or “Group” was established in 1875 and is Asia’s first Stock Exchange and one of India’s leading exchange groups. Over the past 140 years, BSE has provided a capital-raising platform and provided a platform for trading in equity, debt instruments, derivatives and mutual funds. It also has a platform for trading in equities of small-and-medium enterprises (SME). Pursuant to the BSE (Corporatization and Demutualization) Scheme, 2005 (the Scheme) notified by Securities and Exchange Board of India (“SEBI”) on May 20, 2005, the Exchange completed demutualization and Corporatization in May 2007 bringing about the separation of the ownership and management.

The financial statements were authorized for issuance by the Company’s Board of Directors and Audit Committee on October 28, 2016.

2. Significant accounting policies

2.1 Basis of preparation and presentation

2.1.1 Statement of compliance

The Consolidated financial statements as at and for the period ended September 30, 2016 have been prepared in accordance with Indian Accounting Standards (“Ind AS”) notified under the Companies (Indian Accounting Standards) Rules, 2015 and Companies (Indian Accounting Standards) Amendment Rules, 2016.

In accordance with Ind AS 101 First-time Adoption of Indian Accounting Standard, the Company has presented a reconciliation from the presentation of financial statements under Accounting Standards notified under the Companies (Accounting Standards) Rules, 2006 (“Previous GAAP”) to Ind AS for Shareholders’ equity as at March 31, 2016 and April 1, 2015 and of the total comprehensive income for the six months ended September 30, 2015 and year ended March 31, 2016.

For all the periods upto and including six months and the year ended March 31, 2016, the Company prepared its financial statements in accordance with accounting standards notified under the section 133 of the Companies Act 2013 (Indian GAAP). These financial statement for the period ended September 30, 2016 are Company’s first year of Ind AS financial statements.

These financial statements have been prepared in accordance with Ind AS 34 Interim Financial Reporting (Ind AS 34) as notified under the Companies (Indian Accounting Standards) Rules, 2015 read with Section 133 of the Companies Act, 2013.

The results of the interim period are not necessarily indication of the result that may be expected for any interim period / for full year.

2.1.2 Basis of consolidation

Company consolidates entities which it owns or controls. The consolidated financial statements comprise the financial statements of the company and its subsidiaries. Control exists when the parent has power over the entity, is exposed, or has rights, to variable returns from its involvement with the entity and has the ability to affect those returns by using its power over the entity. Power is demonstrated through existing rights that give the ability to direct relevant activities, those which significantly affect the entity’s returns. Subsidiaries are consolidated from the date control commences until the date control ceases.

The Company reassesses whether or not it controls an investee if facts and circumstances indicate that there are changes to one or more of the three elements of control listed above.

When the Company has less than a majority of the voting rights of an investee, it has power over the investee when the voting rights are sufficient to give it the practical ability to direct the relevant activities of the

BSE Limited

Significant accounting policies and notes to the accounts of Consolidated Financial Statements

For the period ended September 30, 2016

(Rupees in millions, except share and per share data, unless otherwise stated)

investee unilaterally. The Company considers all relevant facts and circumstances in assessing whether or not the Company's voting rights in an investee are sufficient to give it power, including:

- a) the size of the Company's holding of voting rights relative to the size and dispersion of holdings of the other vote holders;
- b) potential voting rights held by the Company, other vote holders or other parties;
- c) rights arising from other contractual arrangements; and
- d) any additional facts and circumstances that indicate that the Company has, or does not have, the current ability to direct the relevant activities at the time that decisions need to be made, including voting patterns at previous shareholders' meetings.

Consolidation of a subsidiary begins when the Company obtains control over the subsidiary and ceases when the Company loses control of the subsidiary. Specifically, income and expenses of a subsidiary acquired or disposed of during the year are included in the consolidated statement of profit and loss from the date the Company gains control until the date when the Company ceases to control the subsidiary.

Profit or loss and each component of other comprehensive income are attributed to the owners of the Company and to the non-controlling interests. Total comprehensive income of subsidiaries is attributed to the owners of the Company and to the non-controlling interests even if this results in the non-controlling interests having a deficit balance.

When necessary, adjustments are made to the financial statements of subsidiaries to bring their accounting policies into line with the Group's accounting policies.

All intragroup assets and liabilities, equity, income, expenses, and cash flows relating to transactions between members of the Group are eliminated in full on consolidation.

Changes in the Group's ownership interests in existing subsidiaries

Changes in the Group's ownership interests in subsidiaries that do not result in the Group losing control over the subsidiaries are accounted for as equity transactions. The carrying amounts of the Group's interests and the non-controlling interests are adjusted to reflect the changes in their relative interests in the subsidiaries. Any difference between the amount by which the non-controlling interests are adjusted and the fair value of the consideration paid or received is recognised directly in equity and attributed to owners of the Company.

When the Group loses control of a subsidiary, a gain or loss is recognised in profit or loss and is calculated as the difference between (i) the aggregate of the fair value of the consideration received and the fair value of any retained interest and (ii) the previous carrying amount of the assets (including goodwill), and liabilities of the subsidiary and any non-controlling interests. All amounts previously recognised in other comprehensive income in relation to that subsidiary are accounted for as if the Group had directly disposed of the related assets or liabilities of the subsidiary (i.e. reclassified to profit or loss or transferred to another category of equity as specified/permitted by applicable Ind AS). The fair value of any investment retained in the former subsidiary at the date when control is lost is regarded as the fair value on initial recognition for subsequent accounting under Ind AS 109, or, when applicable, the cost on initial recognition of an investment in an associate or a joint venture.

Joint Ventures are joint arrangement whereby the company have joint control of the arrangement have rights to the net assets of the joint arrangement. Joint control is the contractually agreed sharing of control of an arrangement, which exist only when decisions about the relevant activities requires unanimous consent of the parties sharing the control. Investments in joint venture are accounted for using the equity method of accounting. The investment is initially recognized at cost, and the carrying amount is increased or decreased to recognize the investor's share of the profit or loss of the investee after the acquisition date.

BSE Limited**Significant accounting policies and notes to the accounts of Consolidated Financial Statements****For the period ended September 30, 2016****(Rupees in millions, except share and per share data, unless otherwise stated)**

Associates are entities over which the group has significant influence but not control. Investments in associates are accounted for using the equity method of accounting. The investment is initially recognized at cost, and the carrying amount is increased or decreased to recognize the investor's share of the profit or loss of the investee after the acquisition date.

Particulars of subsidiaries, joint ventures and associate :-

Name of the Company	Country of Incorporation	Percentage of Voting Power as at September 30, 2016	Percentage of Voting Power as at March 31, 2016	Percentage of Voting Power as at April 1, 2015
(I) Subsidiary Companies				
- Direct				
a) Indian Clearing Corporation Limited (ICCL)	India	100	100	100
b) Marketplace Technologies Private Limited (MPTL)	India	100	100	100
c) BSE Institute Limited (BIL)	India	100	100	100
d) Central Depository Services (India) Limited (CDSL)	India	54.20	54.20	54.20
e) BSE Investments Limited	India	100	100	100
f) BSE CSR Sammaan Limited (w.e.f. September 10, 2015)	India	100	100	-
g) BSE CSR Integrated Foundation (Being a Section 8 company under the Companies Act, 2013, the same has not been considered for consolidation)	India	75	75	-
h) BSE International Exchange (IFSC) Limited (w.e.f September 12, 2016)	India	100	100	100
i) BSE International Clearing Corporation (IFSC) Limited (w.e.f September 12, 2016)	India	100	100	100
- Indirect				
a) Marketplace Tech Infra Services Private Limited	India	100	100	100
b) CDSL Ventures Limited	India	54.20	54.20	54.20
c) CDSL Insurance Repository Limited	India	54.20	54.20	54.20
d) BFSI Sector Skill Council of India (Being a Section 8 company under the Companies	India	48.78	48.78	48.78

BSE Limited**Significant accounting policies and notes to the accounts of Consolidated Financial Statements****For the period ended September 30, 2016****(Rupees in millions, except share and per share data, unless otherwise stated)**

Name of the Company	Country of Incorporation	Percentage of Voting Power as at September 30, 2016	Percentage of Voting Power as at March 31, 2016	Percentage of Voting Power as at April 1, 2015
Act, 2013, the same has not been considered for consolidation)	India	100	100	100
e) BSE Skills Limited				
f) BIL-Ryerson technology start-up incubator foundation (Being a Section 8 company under the Companies Act, 2013, the same has not been considered for consolidation)	India	51	51	-
(II) Joint Ventures				
a) BOI Shareholding Limited (BOISL) (up to January 8, 2016)	India	-	-	49
b) Asia Index Private Limited	India	50	50	50
(III) Associate				
Institutional Investor Advisory Services India Limited (IIASIL) (up to January 5, 2016)	India	-	-	30

2.1.3 Basis of measurement

The financial statements have been prepared on a historical cost convention and on an accrual basis, except for the following material items that have been measured at fair value as required by relevant Ind AS:

- (i) Certain financial assets and liabilities measured at fair value (refer accounting policy on financial Instruments);
- (ii) Defined benefit and other long-term employee benefits.

2.1.4 Functional and presentation currency

The financial statements are presented in Indian rupees, which is the functional currency of the Company and the currency of the primary economic environment in which the Company operates. All financial information presented in Indian rupees has been rounded to the nearest lakh except share and per share data.

2.1.5 Use of estimates and judgment

The preparation of financial statements in conformity with Ind AS requires management to make judgments, estimates and assumptions that affect the application of accounting policies and the reported amounts of assets, liabilities, income and expenses. Actual results may differ from these estimates.

Estimates and underlying assumptions are reviewed on a periodic basis. Revisions to accounting estimates are recognized in the period in which the estimates are revised and in any future periods affected. In particular, information about significant areas of estimation, uncertainty and critical judgments in applying accounting policies that have the most significant effect on the amounts recognized in the financial statements is included in the following notes:

BSE Limited

Significant accounting policies and notes to the accounts of Consolidated Financial Statements

For the period ended September 30, 2016

(Rupees in millions, except share and per share data, unless otherwise stated)

(i) *Income taxes*: The Company's tax jurisdiction is in India. Significant judgments are involved in determining the provision for income taxes, including the amount expected to be paid or recovered in connection with uncertain tax positions.

(ii) Minimum Alternate Tax (MAT) paid in accordance with the tax laws, which gives future economic benefits in the form of adjustment to future income tax liability, is considered as an asset if there is convincing evidence that the Company will pay normal income tax. Accordingly, MAT is recognised as an asset in the Balance Sheet when it is highly probable that future economic benefit associated with it will flow to the Company

(iii) *Impairment of goodwill*: Determining whether goodwill is impaired requires an estimation of the value in use of the cash generating unit to which goodwill has been allocated. The value in use calculation requires to estimate the future cash flows expected to arise from the cash-generating unit and discount rate in order to calculate present value. Where the actual future cash flows are less than expected, a material impairment loss may arise. Goodwill is tested for impairment annually.

(iv) Defined employee benefit assets– determined based on the present value of future obligations using assumptions determined by the Company with advice from an independent qualified actuary.

(v) Basis of classification of Asia Index private limited as Joint Venture: As per the shareholder's agreement between BSE, SPDJ Singapore PTE limited ("SPDJ") and Asia Index private limited ("AIPL") both BSE and SPDJ had entered into joint venture for conduct of business. Based on this arrangement BSE has classified AIPL as joint venture.

(vi) *Other estimates*: The preparation of financial statements involves estimates and assumptions that affect the reported amount of assets, liabilities, disclosure of contingent liabilities at the date of financial statements and the reported amount of revenues and expenses for the reporting period. Specifically, the Company estimates the probability of collection of accounts receivable by analyzing historical payment patterns, customer status, customer credit-worthiness and current economic trends. If the financial condition of a customer deteriorates, additional allowances may be required.

2.1.6 Summary of significant accounting policies

(i) Functional and presentation currency

Items included in the financial statements of the Company are measured using the currency of the primary economic environment in which these entities operate (i.e. the "functional currency"). The financial statements are presented in Indian Rupee, the national currency of India, which is the functional currency of the Company.

(ii) Foreign currency transactions and balances

Transactions in foreign currency are translated into the respective functional currencies using the exchange rates prevailing at the dates of the respective transactions. Foreign exchange gains and losses resulting from the settlement of such transactions and from the translation at the exchange rates prevailing at reporting date of monetary assets and liabilities denominated in foreign currencies are recognized in the statement of profit and loss and reported within foreign exchange gains/ (losses).

(iii) Investment Properties

Investment properties are properties held to earn rentals and / or for capital appreciation (including properties under construction for such purposes). Investment properties are measured initially at cost including transaction costs, Subsequent to initial recognition, investment properties are measured in accordance with Ind AS 16's requirements for cost model.

BSE Limited

Significant accounting policies and notes to the accounts of Consolidated Financial Statements

For the period ended September 30, 2016

(Rupees in millions, except share and per share data, unless otherwise stated)

Investment property is derecognized upon disposal or when the investment property permanently withdrawn from use and no future economic benefits are expected from the disposal. Any gain or loss arising on derecognition of the property is included in the statement of profit or loss account in the period in which the property is derecognized.

Deemed cost on transition to Ind AS

For transition to Ind AS, the company has elected to continue with the carrying value of its investment property recognized as of April 1, 2015 measured as per the previous GAAP and that carrying value as its deemed cost as of the transition date.

(iv) Financial instruments

Financial assets and financial liabilities are recognised when company becomes a party to the contractual provisions of the instruments.

All financial instruments are recognised initially at fair value. Transaction costs that are attributable to the acquisition of the financial asset (other than financial assets recorded at fair value through profit or loss) are included in the fair value of the financial assets. Purchase or sales of financial assets that require delivery of assets within a time frame established by regulation or convention in the market place (regular way trade) are recognised on trade date. While, loans and borrowings and payable are recognised net of directly attributable transactions costs.

For the purpose of subsequent measurement, financial instruments of the Company are classified in the following categories: financial assets comprising amortised cost, financial assets (debt instruments) at fair value through other comprehensive income (FVTOCI), equity instruments at FVTOCI and fair value through profit and loss account (FVTPL), financial liabilities at amortised cost or FVTPL.

The classification of financial instruments depends on the objective of the business model for which it is held. Management determines the classification of its financial instruments at initial recognition.

Financial assets

(a) Financial assets at amortised cost

A financial asset shall be measured at amortised cost if both of the following conditions are met:

- the financial asset is held within a business model whose objective is to hold financial assets in order to collect contractual cash flows and
- the contractual terms of the financial asset give rise on specified dates to cash flows that are solely payments of principal and interest on the principal amount outstanding (SPPI).

They are presented as current assets, except for those maturing later than 12 months after the reporting date which are presented as non-current assets. Financial assets are measured initially at fair value plus transaction costs and subsequently carried at amortized cost using the effective interest method, less any impairment loss.

Amortised cost are represented by investment in interest bearing debt instruments, trade receivables, security deposits, cash and cash equivalents, employee and other advances and eligible current and non-current assets.

Cash and cash equivalents comprise cash on hand and in banks and demand deposits with banks which can be withdrawn at any time without prior notice or penalty on the principal.

For the purposes of the cash flow statement, cash and cash equivalents include cash on hand, in banks and demand deposits with banks, net of outstanding bank overdrafts that are repayable on demand, book overdraft and are considered part of the Company's cash management system.

BSE Limited

Significant accounting policies and notes to the accounts of Consolidated Financial Statements

For the period ended September 30, 2016

(Rupees in millions, except share and per share data, unless otherwise stated)

(b) Financial asset (debt instruments) at FVTOCI

A debt instrument shall be measured at fair value through other comprehensive income if both of the following conditions are met:

- the objective of the business model is achieved by both collecting contractual cash flows and selling financial assets and
- the asset's contractual cash flow represent SPPI Debt instruments included within FVTOCI category are measured initially as well as at each reporting period at fair value plus transaction costs. Fair value movements are recognised in other comprehensive income (OCI). However, the Company recognises interest income, impairment losses & reversals and foreign exchange gain loss in statement of profit and loss. On derecognition of the asset, cumulative gain or loss previously recognised in OCI is reclassified from equity to profit and loss. Interest earned is recognised under the expected interest rate (EIR) model.

Currently company has not classified any interest bearing debt instrument under this category.

(c) Equity instruments at FVTOCI and FVTPL

All equity instruments are measured at fair value. Equity instruments held for trading is classified as FVTPL. For all other equity instruments, the Company may make an irrevocable election to present subsequent changes in the fair value in OCI. The Company makes such election on an instrument-by-instrument basis.

If the Company decides to classify an equity instrument as at FVTOCI, then all fair value changes on the instrument, excluding dividend are recognised in OCI which is not subsequently recycled to statement of profit and loss.

Currently company has not classified any equity instrument at FVTOCI.

(d) Financial assets at FVTPL

FVTPL is a residual category for financial assets. Any financial asset which does not meet the criteria for categorization as at amortised cost or as FVTOCI, is classified as FVTPL. In addition the Company may elect to designate the financial asset, which otherwise meets amortised cost or FVOCI criteria, as FVTPL if doing so eliminates or significantly reduces a measurement or recognition inconsistency. The Company has not designated any financial asset as FVTPL. Financial assets included within the FVTPL category are measured at fair values with all changes in the statement of profit and loss.

Earmarked Funds: Earmarked Funds represent deposits, margins, etc. held for specific purposes. These amounts are invested and the same are earmarked in the Balance Sheet. The Gain/(Loss) on Fair Value of the investments from these earmarked funds are shown as liabilities/asset and are not routed through the Statement of Profit and Loss.

Financial liabilities

(a) Financial liabilities at amortised cost

Financial liabilities at amortised cost represented by trade and other payables are initially recognized at fair value, and subsequently carried at amortized cost using the effective interest method.

(b) Financial liabilities at FVTPL

Financial liabilities at FVTPL represented by contingent consideration are measured at fair value with all changes recognised in the statement of profit and loss.

BSE Limited**Significant accounting policies and notes to the accounts of Consolidated Financial Statements****For the period ended September 30, 2016****(Rupees in millions, except share and per share data, unless otherwise stated)**

(v) Property, plant and equipment

(a) *Recognition and measurement:* Property, plant and equipment are measured at cost less accumulated depreciation and impairment losses, if any. Cost includes expenditures directly attributable to the acquisition of the asset.

(b) *Depreciation:* The Company depreciates property, plant and equipment over the estimated useful life on a written down method basis from the date the assets are ready for intended use. Assets acquired under finance lease and leasehold improvements are amortized over the lower of estimated useful life and lease term. The estimated useful lives of assets for the current and comparative period of significant items of property, plant and equipment are as follows:

Category	Useful life
Buildings	60 years
Plant and Equipments	15 years
Electrical installations	10 years
Computers Hardware and Networking Equipments – Owned	3-6 years
Computers Hardware and Networking Equipments - under finance lease	6 years
Furniture, fixtures and Office equipment	5-10 years
Motor vehicles	8 years

Depreciation methods, useful lives and residual values are reviewed at each reporting date. With the effect of any changes in estimate accounted for on a prospective basis.

When parts of an item of property, plant and equipment have different useful lives, they are accounted for as separate items (major components) of property, plant and equipment. Subsequent expenditure relating to property, plant and equipment is capitalized only when it is probable that future economic benefits associated with these will flow to the Company and the cost of the item can be measured reliably. Repairs and maintenance costs are recognized in the statement of profit and loss when incurred. The cost and related accumulated depreciation are eliminated from the financial statements upon sale or disposition of the asset and the resultant gains or losses are recognized in the statement of profit and loss.

Amounts paid towards the acquisition of property, plant and equipment outstanding as of each reporting date and the cost of property, plant and equipment not ready for intended use before such date are disclosed under capital work- in-progress.

Deemed cost on transition to Ind AS

For transition to Ind AS, the Company has elected to continue with the carrying value of all of its property plant and equipment's recognised as of April 1, 2015 (transition date) measured as per the previous GAAP and use that carrying value as its deemed cost as of the transition date.

(vi) Intangible assets

Intangible assets are stated at cost less accumulated amortization and impairment. Intangible assets are amortized over their respective estimated useful lives on a written down value basis, from the date that they are available for use. The estimated useful life of an identifiable intangible asset is based on a number of factors including the effects of obsolescence, demand, competition and other economic factors (such as the stability of the industry and known technological advances) and the level of maintenance expenditures required to obtain the expected future cash flows from the asset.

The estimated useful lives of intangibles are as follows:

Category	Useful life
Computer software	6 years

Derecognition of intangible assets

BSE Limited

Significant accounting policies and notes to the accounts of Consolidated Financial Statements

For the period ended September 30, 2016

(Rupees in millions, except share and per share data, unless otherwise stated)

An intangible asset is derecognised on disposal, or when no future economic benefits are expected from use or disposal. Gains or losses arising from derecognition of an intangible asset, measured as the difference between the net disposal proceeds and the carrying amount of the asset, and are recognised in profit or loss when the asset is derecognised.

Deemed cost on transition to Ind AS

For transition to Ind AS, the Company has elected to continue with the carrying value of all of its intangible assets recognised as of April 1, 2015 (transition date) measured as per the previous GAAP and use that carrying value as its deemed cost as of the transition date

(vii) Leases

Leases under which the Company assumes substantially all the risks and rewards of ownership are classified as finance leases. All other leases are classified as operating leases.

Finance Lease

When acquired, such assets are capitalized at fair value or present value of the minimum lease payments at the inception of the lease, whichever is lower.

Operating Lease

Lease payments under operating leases are recognised as an expense on a straight line basis in the statement of profit and loss over the lease term except where the lease payments are structured to increase in line with expected general inflation.

(viii) Impairment

(a) Financial assets carried at amortised cost and FVTOCI

In accordance with Ind AS 109, the Company applies expected credit loss (ECL) model for measurement and recognition of impairment loss. The Company follows 'simplified approach' for recognition of impairment loss allowance on trade receivable.

The application of simplified approach does not require the Company to track changes in credit risk. Rather, it recognises impairment loss allowance based on lifetime ECLs at each reporting date, right from its initial recognition.

For recognition of impairment loss on other financial assets and risk exposure, the Company determines that whether there has been a significant increase in the credit risk since initial recognition. If credit risk has not increased significantly, 12-month ECL is used to provide for impairment loss. However, if credit risk has increased significantly, lifetime ECL is used. If in subsequent period, credit quality of the instrument improves such that there is no longer a significant increase in credit risk since initial recognition, then the entity reverts to recognising impairment loss allowance based on 12 month ECL. Lifetime ECLs are the expected credit losses resulting from all possible default events over the expected life of a financial instrument. The 12 month ECL is a portion of the lifetime ECL which results from default events that are possible within 12 months after the reporting date. ECL is the difference between all contractual cash flows that are due to the Company in accordance with the contract and all the cash flows that the entity expects to receive (i.e. all shortfalls), discounted at the original EIR. When estimating the cash flows, an entity is required to consider:

- All contractual terms of the financial instrument (including prepayment, extension etc.) over the expected life of the financial instrument. However, in rare cases when the expected life of the financial instrument cannot be estimated reliably, then the entity is required to use the remaining contractual term of the financial instrument.
- Cash flows from the sale of collateral held or other credit enhancements that are integral to the contractual terms.

BSE Limited

Significant accounting policies and notes to the accounts of Consolidated Financial Statements

For the period ended September 30, 2016

(Rupees in millions, except share and per share data, unless otherwise stated)

The Company has used a practical expedient by computing the expected credit loss allowance for trade receivable based on a detailed analysis of trade receivable by individual departments.

ECL impairment loss allowance (or reversal) recognised during the period is recognised as income/expense in the statement of profit and loss. The balance sheet presentation for various financial instruments is described below:

Financial assets measured at amortised cost, contractual revenue receivable: ECL is presented as an allowance, i.e. as an integral part of the measurement of those assets in the balance sheet. The allowance reduces the net carrying amount. Until the asset meets write off criteria, the Company does not reduce impairment allowance from the gross carrying amount.

(b) Non-financial assets

The Company assesses at each reporting date whether there is any objective evidence that a non financial asset or a group of non financial assets is impaired. If any such indication exists, the Company estimates the amount of impairment loss. An impairment loss is calculated as the difference between an asset's carrying amount and recoverable amount. Losses are recognised in profit or loss and reflected in an allowance account. When the Company considers that there are no realistic prospects of recovery of the asset, the relevant amounts are written off. If the amount of impairment loss subsequently decreases and the decrease can be related objectively to an event occurring after the impairment was recognised, then the previously recognised impairment loss is reversed through profit or loss.

The recoverable amount of an asset or cash-generating unit (as defined below) is the greater of its value in use and its fair value less costs to sell. In assessing value in use, the estimated future cash flows are discounted to their present value using a pre-tax discount rate that reflects current market assessments of the time value of money and the risks specific to the asset. For the purpose of impairment testing, assets are grouped together into the smallest group of assets that generates cash inflows from continuing use that are largely independent of the cash inflows of other assets or groups of assets (the "cash-generating unit").

(ix) Employee benefit

The Company participates in various employee benefit plans. Post-employment benefits are classified as either defined contribution plans or defined benefit plans. Under a defined contribution plan, the Company's only obligation is to pay a fixed amount with no obligation to pay further contributions if the fund does not hold sufficient assets to pay all employee benefits. The related actuarial and investment risks fall on the employee. The expenditure for defined contribution plans is recognized as expense during the period when the employee provides service. Under a defined benefit plan, it is the Company's obligation to provide agreed benefits to the employees. The related actuarial and investment risks fall on the Company. The present value of the defined benefit obligations is calculated using the projected unit credit method.

The Company has the following employee benefit plans:

(a) Gratuity

In accordance with the Payment of Gratuity Act, 1972, the Company provides for a lump sum payment to eligible employees, at retirement or termination of employment based on the last drawn salary and years of employment with the Company. The Company's obligation in respect of the gratuity plan, which is a defined benefit plan, is provided for based on actuarial valuation using the projected unit credit method.

Actuarial gains or losses are recognized in other comprehensive income. Further, the profit or loss does not include an expected return on plan assets. Instead net interest recognized in profit or loss is calculated by applying the discount rate used to measure the defined benefit obligation to the net defined benefit liability or asset. The actual return on the plan assets above or below the discount rate is recognized as part of re-measurement of net defined liability or asset through other comprehensive income.

Remeasurements comprising actuarial gains or losses and return on plan assets (excluding amounts included in net interest on the net defined benefit liability) are not reclassified to profit or loss in subsequent periods.

BSE Limited

Significant accounting policies and notes to the accounts of Consolidated Financial Statements

For the period ended September 30, 2016

(Rupees in millions, except share and per share data, unless otherwise stated)

(b) Compensated absences

The employees of the Company are entitled to compensated absences. The employees can carry forward a portion of the unutilised accumulating compensated absences and utilise it in future periods or receive cash at retirement or termination of employment. The Company records an obligation for compensated absences in the period in which the employee renders the services that increases this entitlement. The Company measures the expected cost of compensated absences as the additional amount that the Company expects to pay as a result of the unused entitlement that has accumulated at the end of the reporting period. The Company recognizes accumulated compensated absences based on actuarial valuation. Non-accumulating compensated absences are recognized in the period in which the absences occur. The Company recognizes actuarial gains and losses immediately in the statement of profit and loss.

(x) Provisions

Provisions are recognized when the Company has a present obligation (legal or constructive) as a result of a past event, it is probable that an outflow of economic benefits will be required to settle the obligation, and a reliable estimate can be made of the amount of the obligation.

The amount recognized as a provision is the best estimate of the consideration required to settle the present obligation at the end of the reporting period, taking into account the risks and uncertainties surrounding the obligation.

When some or all of the economic benefits required to settle a provision are expected to be recovered from a third party, the receivable is recognized as an asset, if it is virtually certain that reimbursement will be received and the amount of the receivable can be measured reliably.

Provisions for onerous contracts are recognized when the expected benefits to be derived by the Company from a contract are lower than the unavoidable costs of meeting the future obligations under the contract. Provisions for onerous contracts are measured at the present value of lower of the expected net cost of fulfilling the contract and the expected cost of terminating the contract.

Provisions are reviewed at each balance sheet date adjusted to reflect the current best estimates. Contingent liabilities are not recognized in the financial statements. A contingent asset is neither recognized nor disclosed in the financial statements.

(xi) Revenue

The Company derives revenue primarily from Services to Corporate and Securities Services. The Company recognizes revenue when the significant terms of the arrangement are enforceable, services have been delivered and the collectability is reasonably assured. The method for recognizing revenues and costs depends on the nature of the services rendered:

(a) Time and service contracts

Revenues and costs relating to time and service contracts are recognized as the related services are rendered.

(b) Annual / monthly Fee contracts

Revenue from Annual / monthly fee contracts is recognized ratably over the period of the contract using the percentage of completion method. When services are performed through an indefinite number of repetitive acts over a specified period of time, revenue is recognized on a straight line basis over the specified period or under some other method that better represents the stage of completion.

The Company accounts for volume discounts and pricing incentives to customers by reducing the amount of revenue recognized at the time of sale. Revenues are shown net of sales tax, value added tax, service tax and applicable discounts and allowances.

BSE Limited**Significant accounting policies and notes to the accounts of Consolidated Financial Statements****For the period ended September 30, 2016****(Rupees in millions, except share and per share data, unless otherwise stated)****(xii) Finance income and expense**

Finance income consists of interest income on funds invested, dividend income and gains on the disposal of FVTPL financial assets. Interest income is recognized as it accrues in the statement of profit and loss, using the effective interest method.

Dividend income is recognized in the statement of profit and loss on the date that the Company's right to receive payment is established.

Finance expenses consist of interest expense on loans, borrowings and finance lease. Borrowing costs are recognized in the statement of profit and loss using the effective interest method.

(xiii) Income tax

Income tax comprises current and deferred tax. Income tax expense is recognized in the statement of profit and loss except to the extent it relates to items directly recognized in equity or in other comprehensive income.

(a) Current income tax

Current income tax for the current and prior periods are measured at the amount expected to be recovered from or paid to the taxation authorities based on the taxable income for the period. The tax rates and tax laws used to compute the current tax amount are those that are enacted or substantively enacted by the reporting date and applicable for the period. The Company offsets current tax assets and current tax liabilities, where it has a legally enforceable right to set off the recognized amounts and where it intends either to settle on a net basis or to realize the asset and liability simultaneously.

(b) Deferred income tax

Deferred income tax is recognized using the balance sheet approach. Deferred income tax assets and liabilities are recognized for deductible and taxable temporary differences arising between the tax base of assets and liabilities and their carrying amount in financial statements, except when the deferred income tax arises from the initial recognition of goodwill or an asset or liability in a transaction that is not a business combination and affects neither accounting nor taxable profits or loss at the time of the transaction.

Deferred income tax asset are recognized to the extent that it is probable that taxable profit will be available against which the deductible temporary differences, and the carry forward of unused tax credits and unused tax losses can be utilized. Deferred income tax liabilities are recognized for all taxable temporary differences. The carrying amount of deferred income tax assets is reviewed at each reporting date and reduced to the extent that it is no longer probable that sufficient taxable profit will be available to allow all or part of the deferred income tax asset to be utilized. Deferred income tax assets and liabilities are measured at the tax rates that are expected to apply in the period when the asset is realized or the liability is settled, based on tax rates (and tax laws) that have been enacted or substantively enacted at the reporting date.

Deferred tax assets include Minimum Alternate Tax (MAT) paid in accordance with the tax laws in India, which is likely to give future economic benefits in the form of availability of set off against future income tax liability. Accordingly, MAT is recognised as deferred tax asset in the balance sheet when the asset can be measured reliably and it is probable that the future economic benefit associated with the asset will be realised.

The Company recognises interest levied and penalties related to income tax assessments in income tax expenses.

(xiv) Earnings per share

The Company reports basic and diluted earnings per share in accordance with Ind AS 33 on Earnings per share. Basic earnings per share is computed using the weighted average number of equity shares outstanding during the period.

BSE Limited

Significant accounting policies and notes to the accounts of Consolidated Financial Statements

For the period ended September 30, 2016

(Rupees in millions, except share and per share data, unless otherwise stated)

Diluted EPS is computed by dividing the net profit after tax by the weighted average number of equity shares considered for deriving basic EPS and also weighted average number of equity shares that could have been issued upon conversion of all dilutive potential equity shares. Dilutive potential equity shares are deemed converted as of the beginning of the period, unless issued at a later date. Dilutive potential equity shares are determined independently for each period presented. The number of equity shares and potentially dilutive equity shares are adjusted for bonus shares, as appropriate.

(xv) Current / Non-current classification

The company present assets and liabilities in the balance sheet based on current/non-current classification

Assets : An asset is classified as current when it satisfies any of the following criteria:

- (a) it is expected to be realised in, or is intended for sale or consumption in, the entity's normal operating cycle;
- (b) it is held primarily for the purpose of being traded;
- (c) it is expected to be realised within twelve months after the balance sheet date; or
- (d) it is cash or a cash equivalent unless it is restricted from being exchanged or used to settle a liability for atleast twelve months after the balance sheet date
- (e) All other assets are classified as non-current.

Liabilities : A liability is classified as current when it satisfies any of the following criteria:

- (a) it is expected to be settled in, the entity's normal operating cycle;
- (b) it is held primarily for the purpose of being traded; it is due to be settled within twelve months after the balance sheet date; or
- (c) the Company does not have an unconditional right to defer settlement of the liability for at least twelve months after the balance sheet date.
- (d) All other liabilities are classified as non-current.

Deferred tax assets and liabilities are classified as non-current assets and liabilities.

Operating Cycle

Based on the nature of products / activities of the Company and the normal time between acquisition of assets and their realisation in cash or cash equivalents, the Company has determined its operating cycle as 12 months for the purpose of classification of its assets and liabilities as current and non-current.

(xvi) Core Settlement Guarantee Fund (Core SGF):

As per SEBI vide circular no. CIR/MRD/DRMNP/25/2014 dated August 27,2014 every recognised clearing corporation shall establish and maintain a Fund for each segment, to guarantee the settlement of trades executed in that respective segment of a recognised stock exchange. The Clearing Corporation (CC) shall have a fund called Core SGF for each segment of each Recognised Stock Exchange (SE) to guarantee the settlement of trades executed in the respective segment of the SE. In the event of a clearing member(member) failing to honour settlement commitments, the Core SGF shall be used to fulfill the obligations of that member and complete the settlement without affecting the normal settlement process. The Core SGF shall be contributed by Clearing Corporation (ICCL a wholly owned subsidiary of the company) and Stock exchange (BSE Limited) as prescribed by SEBI. This fund is represented by earmarked Core SGF investments. The income earned on such investments (ICCL) is credited to the respective contributor's funds. Penalties and fines levied by the Clearing corporation (ICCL) are directly transferred to Core SGF as Other Contributions.

BSE Limited

Significant accounting policies and notes to the accounts of Consolidated Financial Statements

For the period ended September 30, 2016

(Rupees in millions, except share and per share data, unless otherwise stated)

2. New standards and interpretations not yet adopted

Ind AS 115 Revenue from Contracts with Customers:

Ind AS 115, Revenue from Contracts with Customers was initially notified under the Companies (Indian Accounting Standards) Rules, 2015.

The standard applies to contracts with customers. The core principle of the new standard is that an entity should recognize revenue to depict transfer of promised goods or services to customers in an amount that reflects the consideration to which the entity expects to be entitled in exchange for those goods or services. Further, the new standard requires enhanced disclosures about the nature, timing and uncertainty of revenues and cash flows arising from the entity's contracts with customers. The new standard offers a range of transition options. An entity can choose to apply the new standard to its historical transactions - and retrospectively adjust each comparative period. Alternatively, an entity can recognize the cumulative effect of applying the new standard at the date of initial application and make no adjustments to its comparative information. The chosen transition option can have a significant effect on revenue trends in the financial statements. A change in the timing of revenue recognition may require a corresponding change in the timing of recognition of related costs.

The standard has been currently deferred. The Company is currently evaluating the requirements of Ind AS 115, and has not yet determined the impact on the financial statements.

3. Explanation of Transition to Ind AS

The transition as at April 1, 2015 to Ind AS was carried out from Previous GAAP. The exemptions and exceptions applied by the Company in accordance with Ind AS 101 First-time Adoption of Indian Accounting Standards, the reconciliations of equity and total comprehensive income in accordance with Previous GAAP to Ind AS are explained below.

3.1 Exemptions from retrospective application:

3.1.1 Deemed Cost

The Company has elected to continue with the carrying value of all the property, plant and equipment, investment properties and intangible assets recognised as of April 1, 2015 (transition date) measured as per the previous GAAP and use that carrying value as its deemed cost as of the transition date.

3.1.2 Past business combinations

The Company has elected not apply Ind AS 103 Business Combination retrospectively to past business combinations that occurred before the transition date of April 1, 2015. Consequently,

- (i) The Company has kept the same classification for the past business combinations as in its previous GAAP financial statements.
- (ii) The Company has not recognised assets and liabilities that was not recognised in accordance with previous GAAP in the balance sheet of the acquirer and would also not qualify for the recognition in accordance with Ind AS in the separate balance sheet of the acquiree.
- (iii) The Company has excluded from its opening balance sheet those items recognised in accordance with previous GAAP that do not qualify for recognition as an asset or liability under Ind AS;
- (iv) The Company has tested the goodwill for impairment at the transition date based on the conditions as of the transition date;
- (v) The effects of the above adjustments have been given to the measurement of non-controlling interests and deferred tax.

The above exemption in respect of business combinations has also been applied to past acquisitions of investments in associates, interests in joint ventures and interests in joint operations in which the activity of the joint operation constitutes a business, as defined in Ind AS 103

BSE Limited

Significant accounting policies and notes to the accounts of Consolidated Financial Statements

For the period ended September 30, 2016

(Rupees in millions, except share and per share data, unless otherwise stated)

3.1.3 Classification of debt instruments

The Company has determined the classification of debt instruments in terms of whether they meet amortised cost criteria or the FVTOCI criteria based on the facts and circumstances that existing as of transition date.

3.1.4 Impairment of financial assets

The Company has applied the impairment requirements of Ind AS 109 retrospectively; however, as permitted by Ind AS 101, it has used reasonable and supportable information that is available without undue cost or effort to determine the credit risk at the date that financial instruments were initially recognised in order to compare it with the credit risk at the transition date. Further, the Company has not undertaken an exhaustive search for information when determining, at the date of transition to Ind ASs, whether there have been significant increases in credit risk since initial recognition, as permitted by Ind AS 101.

3.1.5 Equity investments at FVTPL

The Company has designated investment in equity shares as at FVTPL on the basis of facts and circumstances that existed at the transition date.

4 Reconciliations between Previous GAAP and Ind AS

4.1 Effect of Ind AS adoption on the consolidated balance sheet as at March 31, 2016 and April 1, 2015

	PARTICULARS	Note No.	As at March 31, 2016			As at April 1, 2015		
			Previous GAAP	Effect of Ind AS Transition	AS per Ind AS	Previous GAAP	Effect of Ind AS Transition	AS per Ind AS
	ASSETS							
1	Non-current assets							
	a. Property, plant and equipment	e, m & j	1,434.5	(86.7)	1,347.8	1,363.0	(88.5)	1,274.5
	b. Capital work-in-progress		6.0	-	6.0	30.5	-	30.5
	c. Investment property	e	-	36.4	36.4	-	38.2	38.2
	d. Goodwill		850.4	-	850.4	850.4	78.5	928.9
	e. Other intangible assets	m & j	185.0	(10.4)	174.6	292.3	(88.5)	203.8
	f. Intangible assets under development		20.3	-	20.3	6.1	-	6.1
	g. Financial assets							
	i. Investments							
	a. Investment in subsidiaries		0.6	-	0.6	0.5	-	0.5
	b. Investment in joint ventures	m	-	14.6	14.6	-	131.9	131.9
	c. Investment in associates		-	-	-	-	25.6	25.6
	d. Other investments	f, g & m	15,250.2	178.3	15,428.5	14,101.8	137.5	14,239.3
	iii. Others financial assets	m	3,323.3	(7.9)	3,315.4	1,489.8	(6.9)	1,482.9
	h. Non current tax assets (net)		1,118.8	(35.5)	1,083.3	778.7	(0.6)	778.1
	i. Deferred tax asset		106.3	(80.5)	25.8	-	-	-
	j. Other non-current assets	k & m	25.7	(1.3)	24.4	30.7	0.9	31.6
	Total Non-Current Assets		22,321.1	7.0	22,328.1	18,943.8	228.1	19,171.9
2	Current assets							
	a. Financial assets							
	i. Investments	f, g & m	5,372.8	331.7	5,704.5	8,659.5	113.5	8,773.0
	ii. Trade receivables	m	479.9	(8.0)	471.9	360.0	(11.9)	348.1
	iii. Cash and cash equivalents	m & o	3,844.4	141.4	3,985.8	3,575.9	(146.1)	3,429.8
	iv. Bank balances other than (iii) above		9,007.5	-	9,007.5	9,527.0	-	9,527.0
	v. Other financial assets	m & p	885.6	(138.1)	747.5	698.1	10.9	709.0
	b. Other current assets	m & k	156.9	(0.9)	156.0	146.1	(3.0)	143.1
	c. Current tax assets (net)		-	-	-	-	-	-
	Total Current Assets		19,747.1	326.1	20,073.2	22,966.6	(36.6)	22,930.0
	Total Assets (1+2)		42,068.2	333.1	42,401.3	41,910.4	191.5	42,101.9
	EQUITY AND LIABILITIES							
1	Equity							
	a. Equity share capital		107.4	-	107.4	107.3	-	107.3
	b. Other equity		24,385.5	736.4	25,121.9	24,501.7	763.2	25,264.9
	Equity attributable to shareholders of the Company	4.2	24,492.9	736.4	25,229.3	24,609.0	763.2	25,372.2
	Non Controlling Interest	n	2,223.1	149.6	2,372.7	1,986.4	71.3	2,057.7
	Total Equity		26,716.0	886.0	27,602.0	26,595.4	834.5	27,429.9
	Core Settlement Guarantee Fund		1,760.5	-	1,760.5	1,112.6	-	1,112.6
	LIABILITIES							
2	Non-current liabilities							
	a. Financial liabilities							
	i. Borrowings	m	18.8	(18.8)	-	35.6	(35.6)	-
	ii. Other financial liabilities	p	706.1	(642.2)	63.9	628.6	(578.8)	49.8
	b. Deferred tax liabilities (Net)	l	-	-	-	(36.4)	63.6	27.2
	c. Provisions	m	8.0	-	8.0	7.7	(1.2)	6.5
	d. Other non-current liabilities		9.5	-	9.5	11.3	-	11.3
	Total Non-Current Liabilities		742.4	(661.0)	81.4	646.8	(552.0)	94.8
3	Current liabilities							
	a. Financial liabilities							
	i. Trade payables							
	a. Total outstanding dues of micro enterprises and small enterprises		-	-	-	-	-	-
	b. Total outstanding dues of creditors other	m	462.6	(3.9)	458.7	389.7	(1.3)	388.4
	ii. Other financial liabilities	p	10,211.5	647.1	10,858.6	10,469.2	591.6	11,060.8
	b. Provisions	c & k	647.1	(526.6)	120.5	740.4	(662.5)	77.9
	c. Current tax liabilities (Net)		119.4	-	119.4	90.7	-	90.7
	d. Other current liabilities	m & k	1,408.7	(8.5)	1,400.2	1,865.6	(18.8)	1,846.8
	Total Current Liabilities		12,849.3	108.1	12,957.4	13,555.6	(91.0)	13,464.6
	Total Equity and Liabilities (1+2+3)		42,068.2	333.1	42,401.3	41,910.4	191.5	42,101.9

BSE Limited

Significant accounting policies and notes to the accounts to the Consolidated Financial Statement

For the period ended September 30, 2016

(Rupees in millions, except share and per share data, unless otherwise stated)

4.2 Equity reconciliations as at March 31, 2016 and April 1, 2015

Particulars	Notes	As at March 31, 2016	As at March 31, 2015
As reported under Previous GAAP		24,492.9	24,609.0
Reversal of proposed dividend in the absence of obligating event	c	525.6	657.0
Reversal of Contribution to Core SGF Prior Period Item adjusted to Opening Retained Earnings	a	-	257.9
Reversal of Contribution to Core SGF Prior Period adjusted to Settlement Gurantee fund in reserves and surplus	b	-	(257.9)
Effect of measuring investments in bonds at amortised cost	f	7.0	1.1
Effect of measuring investments in mutual fund units at fair value through profit or loss	g	510.4	269.1
Effect of measuring deposits at fair valuation at initial recognition and amortised cost at subsequent measurement	k	(0.8)	(0.5)
Reversal of depreciation accounted for different method as accounting policy difference between holding company and subsidiary company	j	(39.1)	(34.0)
Others	k	(2.2)	(1.8)
Deferred tax on Ind AS adjustments	l	(114.9)	(56.4)
Share of non controlling interest in effect of transition to Ind AS	n	(149.6)	(71.3)
Equity under Ind AS		25,229.3	25,372.2

4.3 Effect of Ind AS adoption on the consolidated statement of profit and loss for the year ended March 31, 2016 and six months ended September 30, 2015

PARTICULARS	Note No.	For the year ended March 31, 2016 (End of last period presented under previous GAAP)			For the six months ended September 30, 2015 (End of last period presented under previous GAAP)		
		Previous GAAP	Effect of Ind AS	AS per Ind AS	Previous GAAP	Effect of Ind AS	AS per Ind AS
		1 Revenue from operations: Income from					
Securities services	g & m	2,430.1	(17.5)	2,412.6	1,106.3	(10.0)	1,096.3
Services to corporates		1,611.1	-	1,611.1	702.6	-	702.6
Data dissemination fees		224.2	-	224.2	108.7	-	108.7
Revenue from operations		4,265.4	(17.5)	4,247.9	1,917.6	(10.0)	1,907.6
2 Investment income	g, f & m	1,896.5	205.3	2,101.8	948.6	89.4	1,038.0
3 Other income	m	420.0	(68.8)	351.2	203.1	(34.5)	168.6
4 Total revenue (1+2+3)		6,581.9	119.0	6,700.9	3,069.3	44.9	3,114.2
5 Expenses							
Employee benefits expense	k & m	1,115.5	(41.7)	1,073.8	553.8	(46.8)	507.0
Finance costs	m	6.7	(3.4)	3.3	3.2	(2.1)	1.1
Depreciation and amortisation expense	i, j & m	616.8	(80.1)	536.7	286.0	(35.0)	251.0
Impairment loss on financial assets		10.9	-	10.9	20.0	-	20.0
Reversal of impairment loss on financial assets		2.9	(2.9)	-	-	-	-
Other expenses	k & m	2,447.5	43.3	2,490.8	1,221.7	(10.4)	1,211.3
Prior period items	a	257.9	(257.9)	-	257.9	-	-
Total expenses		4,458.2	(342.7)	4,115.5	2,342.6	(94.3)	1,990.4
6 Profit before exceptional items and tax (4 -5)		2,123.7	461.7	2,585.4	726.7	139.2	1,123.8
7 Exceptional items :							
Liquidity enhancement incentive program scheme		172.4	-	172.4	128.1	-	128.1
Settlement guarantee fund (25% transfer of profit)		514.3	-	514.3	-	-	-
Loss on sale of BOI shareholding Limited		64.3	-	64.3	59.3	-	59.3
Reversal of provision for contribution to depository investor protection fund		(331.0)	-	(331.0)	-	-	-
Others		46.0	-	46.0	46.0	-	46.0
Total exceptional items		466.0	-	466.0	233.4	-	233.4
8 Profit before tax (6 -7)		1,657.7	461.7	2,119.4	493.3	139.2	890.4
9 Tax expense:							
Current tax	m	434.4	(10.7)	423.7	106.5	(6.8)	99.7
MAT Credit entitlement		(34.9)	34.9	-	-	-	-
Deferred tax	l & m	(75.4)	22.2	(53.2)	(39.0)	40.8	1.8
Total tax expenses		324.1	46.4	370.5	67.5	34.0	101.5
Profit after tax before share of Profit / (Loss) from Joint Venture/		1,333.6	415.3	1,748.9	425.8	105.2	788.9
Share of Profit of Joint Ventures	m	-	25.1	25.1	-	15.5	15.5
Share of Loss of Associate		(2.7)	-	(2.7)	(1.8)	-	(1.8)
10 Net Profit after tax for the period		1,330.9	440.4	1,771.3	424.0	120.7	802.6
Net Profit attributable to the shareholders of the Company		967.4	361.9	1,329.3	322.2	340.3	662.5
Net Profit attributable to the non controlling interest	n	363.5	78.5	442.0	101.8	38.3	140.1
11 Other comprehensive income							
Items that will not be reclassified to profit or loss							
i. Remeasurements of the defined benefit plans;	h	-	0.5	0.5	-	(4.3)	(4.3)
ii. Income		-	0.2	0.2	-	(1.4)	(1.4)
Total other comprehensive income for the period		-	0.3	0.3	-	(2.9)	(2.9)
12 Total Comprehensive Income for the period (10+11)		1,330.9	440.7	1,771.6	424.0	117.8	799.7
Net Profit attributable to the shareholders of the Company		967.4	362.4	1,329.8	322.2	337.3	659.5
Net Profit attributable to the non controlling interest		363.5	78.3	441.8	101.8	38.4	140.2

4.4 Total Comprehensive Income reconciliation for the year ended March 31, 2016 and period ended September 30, 2015

Particulars	Notes	For the year ended March 31, 2016	For the six months ended September 30, 2015
Net Profit after tax as reported under previous GAAP		1,330.9	424.0
Reversal of Contribution to Core SGF Prior Period Item adjusted to Opening Retained Earnings	a	257.9	257.9
Remeasurement of defined benefit plans recognised in Other Comprehensive Income	d	(0.5)	4.3
Effect of measuring investments at effective interest rate	f	5.9	3.6
Effect of measuring investments at Fair Value through profit or loss	g	241.3	123.4
Reversal of amortisation of goodwill	i	-	39.0
Reversal of depreciation accounted for different method as accounting policy difference between holding company and subsidiary company	j	(5.1)	(7.1)
Effect of measuring deposits at fair valuation at initial recognition and amortised cost at subsequent measurement	k	(0.3)	(0.4)
Others	k	(0.5)	(0.2)
Deferred taxes adjustments	l	(58.3)	(41.9)
Net Profit for the year / period as per Ind AS		1,771.3	802.6
Other Comprehensive Income	h	0.3	(2.9)
Total Comprehensive Income for the year / period as per Ind AS		1,771.6	799.7

Notes to Reconciliations

- a Under previous GAAP, all prior period items are included in determination of net profit or loss for the period in which error pertaining to a prior period is discovered and are separately disclosed in the statement of profit and loss in a manner that impact on current profit or loss can be perceived. Under Ind AS, such errors are corrected retrospectively by restating comparative amounts for the prior periods presented in which the error occurred or if the error occurred before the earliest period presented, by restating the opening statement of financial position. The effect of this change is an increase in total equity as at March 31, 2016 of nil (Rs 257.9 as at April 1, 2015) and a increase in profit before tax of Rs. 257.9 for the year ended March 31, 2016 (Rs. 257.9 for the six months ended September 30, 2015).
- b Under previous GAAP, Settlement guarantee fund under reserves and surplus was adjusted for Exchange's contribution towards core settlement guarantee fund for FY 2014-15, since the same is adjusted against opening retained earning hence the contribution to core settlement guarantee fund also added to retained earning during FY 2014-15 instead of FY 2015-16.
- c Under previous GAAP, dividends on equity shares recommended by the board of directors after the end of the reporting period but before the financial statements were approved for issue were recognised in the financial statements as a liability. Under Ind AS, such dividends are recognised when declared by the members in a general meeting. The effect of this change is an increase in total equity as at March 31, 2016 of Rs. 525.6 (Rs 657.0 as at April 1, 2015), but does not affect profit before tax and total profit for the year ended March 31, 2016.
- d Under previous GAAP, actuarial gains and losses were recognised in profit or loss. Under Ind AS, the actuarial gains and losses form part of remeasurement of the net defined benefit liability / asset which is recognised in other comprehensive income. Consequently, the tax effect of the same has also been recognised in other comprehensive income under Ind AS instead of profit or loss. The actuarial gains for the year ended March 31, 2016 were Rs. 0.5 and the tax effect thereon Rs. 0.2 and six months ended September 30, 2015 were Rs. (4.3) and the tax effect thereon Rs. (1.4). This change does not affect total equity, but there is a decrease in profit before tax of Rs. 0.5, and in total profit of Rs. 0.3 for the year ended March 31, 2016 (increase in profit before tax of Rs. 4.3 and in total profit of Rs. 2.9 for the six months ended September 30, 2015).
- e Under previous GAAP, there was no requirement to present investment property separately and the same was included under property, plant and equipments and measured at cost less accumulated depreciation. Under Ind AS, investment property is required to be presented separately in the balance sheet and depreciation is charged on it. Accordingly, the carrying value of investment property as at as at March 31, 2016 of Rs. 36.4 (Rs. 38.2 as at April 1, 2015) under previous GAAP has been reclassified to a separate line item on the face of the balance sheet and depreciation provided based on the estimated useful life. This change does not affect total equity.
- f Under previous GAAP, Interest bearing long term investments including current maturity of interest bearing long term investments were measured at cost less diminution in value which is other than temporary. Under Ind AS, these financial assets have been classified at amortised cost and interest income is accounted as per effective interest rate method . On the date of transition to Ind AS, these financial assets have been measured at value which would have been the value if these investment would have accounted as per Ind AS. The net effect of these changes is an increase in total equity as at March 31, 2016 of Rs. 7.0 (Rs. 1.1 as at April 1, 2015) and there is a increase in profit before tax of Rs. 5.9 for the year ended March 31, 2016 (Rs. 3.6 for the six months ended September 30, 2015).
- g Under previous GAAP, Non interest bearing Non-current investments and current investments in debt instruments were measured at cost less diminution in value under Ind AS, these financial assets have been classified at FVTPL on the date of transition to Ind AS. The fair value changes are recognised in profit or loss and credited to respective earmarked liabilities for investment earmarked against them. On transitioning to Ind AS, these financial assets have been measured at their fair values which is higher than cost as per previous GAAP, resulting in an increase in carrying amount by Rs. 510.4 as at March 31, 2016 and by Rs. 269.1 as at April 1, 2015. The effect of these changes is an increase in total equity as at March 31, 2016 of Rs. 510.4 (Rs. 269.1 as at April 1, 2015), increase in profit before tax of Rs. 241.3 (increase in profit before tax of Rs. 123.4 for the six months ended September 30, 2015).The corresponding deferred taxes have also been recognised as at March 31, 2016 and as at April 1, 2015.
- h Under previous GAAP, there was no concept of other comprehensive income. Under Ind AS, specified items of income, expense, gains, or losses are required to be presented in other comprehensive income.

- i Under previous GAAP, Goodwill on amalgamation (business combination) in nature of purchase was required to be amortised over a period not exceeding five years, where company had decided to amortised goodwill on amalgamation with respect to amalgamation of United Stock Exchange of India Limited with BSE Limited. These goodwill are not amortised but tested for impairment as per Ind AS. Company has applied the exemption available on not accounting business combination transaction retrospectively hence on transitioning to Ind AS, goodwill have been measured at carrying value and tested for impairment. Impairment loss is accounted in profit and loss account in the period in which impairment is identified. Carrying value as per previous GAAP and Ind AS was same as at March 31, 2016 and April 1, 2015. The net effect of these changes is an increase in total equity as at March 31, 2016 of Nil (Nil as at April 1, 2015) and there is a no impact in profit before tax for the year ended March 31, 2016 (increase in profit before tax of Rs. 39.0 for the six months ended September 30, 2015). Further classification of amortisation and impairment loss in profit and loss is different hence cause for difference in depreciation and amortisation expense and administration and other expenses of Rs 78.5 on face of profit and loss account for the year ended March 31, 2016.
- j Under previous GAAP depreciation method was treated as accounting policy, however on transition to Ind AS same was accounted as accounting estimate. Company was accounting for difference between depreciation method of Holding Company and Subsidiaries company as difference in accounting policy in the Consolidated financial statements, same has been considered as accounting estimated and difference accounted is reversed on transition to Ind AS. The net effect of these changes is an decrease in total equity as at March 31, 2016 of Rs 39.1 (Rs 34.0 as at April 1, 2015) and there is a decrease of Rs 5.1 in profit before tax for the year ended March 31, 2016 (decrease in profit before tax of Rs. 7.1 for the six months ended September 30, 2015).
- k Under previous GAAP all financial assets other than investments and cash & bank balances were initially measured at cost however on transition to Ind AS same were measured initially at fair value and subsequently at amortised. On the date of transition to Ind AS, these financial assets have been measured at value which would have been the value if these financial assets would have accounted as per Ind AS. Further the other impact of bringing it at amortised cost given to the respective expense and prepaid expenses based on the nature of individual transaction. The net effect of these changes is a decrease in total equity as at March 31, 2016 of Rs. 3.0 (Rs. 2.3 as at April 1, 2015) and there is a decrease in profit before tax of Rs. 0.8 for the year ended March 31, 2016 (decrease in profit before tax of Rs. 0.6 for the six months ended September 30,
- l Under previous GAAP deferred taxes are computed for the timing differences in respect of recognition of items of profit or loss for the purpose of financials reporting and for income taxes. Under Ind AS, deferred taxes are computed for the temporary differences between carrying amount of an asset or liability in the statement of financial position and its tax base. On the date of transition deferred taxes have been calculated as per the approach defined as per Ind AS on financial position as per Ind AS and accordingly difference has been accounted and statement of financial position, profit and loss account and other comprehensive income. The effect of this change is an decrease in total equity as at March 31, 2016 of Rs. 114.9 (Rs 56.4 as at April 1, 2015), and decrease in profit before tax Rs 58.3 for the year ended March 31, 2016 (Rs 41.9 for the six month ended September 30, 2015).
- m Under previous GAAP joint ventures were consolidated on proportionately line by line basis, however on transition to Ind AS Same is account as per equity method. Same has effected all the line items of profit and loss account and balance sheet.
- n Non Controlling interest pertaining to transition adjusted for the adjustments pertaining to subsidiaries where non controlling interest exists.
- o Accrued interest pertaining to fixed deposits regrouped to fixed deposits to the extent balance confirmed from banks.
- p Refundable deposits to members reclassified from non-current to current liabilities as the company does not have an unconditional right to differ settlement of liability for at least twelve months from the reporting period.

BSE Limited

Significant accounting policies and notes to the accounts to the Consolidated Financial Statement

For the period ended September 30, 2016

(Rupees in millions, except share and per share data, unless otherwise stated)

5. Property, plant and equipment

Particulars	Freehold land	Buildings	Plant and equipments	Electrical installations	Computers -		Furniture & fixtures and office equipments	Motor vehicles	Total
					Hardware and networking equipments - owned	Hardware and networking equipments - on lease			
Cost or deemed cost									
Balance as at April 1, 2015	100.2	303.6	90.4	213.3	462.1	13.6	80.1	11.2	1,274.5
Additions during the year	-	65.7	69.8	79.4	165.4	-	103.3	-	483.6
Deductions / adjustments	-	-	0.5	0.3	-	0.6	0.6	0.1	2.1
Balance as at March 31, 2016	100.2	369.3	159.7	292.4	627.5	13.0	182.8	11.1	1,756.0
Balance as at April 1, 2016	100.2	369.3	159.7	292.4	627.5	13.0	182.8	11.1	1,756.0
Additions during the period	-	19.8	0.2	0.6	122.4	-	11.2	1.8	156.0
Deductions / adjustments	-	-	0.2	0.6	-	-	0.2	-	1.0
Balance as at September 30, 2016	100.2	389.1	159.7	292.4	749.9	13.0	193.8	12.9	1,911.0
Accumulated depreciation and impairment									
Balance as at April 1, 2015	-	-	-	-	-	-	-	-	-
Depreciation for the year	-	22.6	25.0	65.2	231.8	5.8	54.5	3.9	408.8
Deductions / Adjustments	-	-	-	0.1	-	0.4	0.1	-	0.6
Balance as at March 31, 2016	-	22.6	25.0	65.1	231.8	5.4	54.4	3.9	408.2
Balance as at April 1, 2016	-	22.6	25.0	65.1	231.8	5.4	54.4	3.9	408.2
Depreciation for the period	-	14.0	13.9	30.8	103.8	1.7	25.2	1.4	190.8
Deductions / Adjustments	-	-	-	-	-	-	-	-	-
Balance as at September 30, 2016	-	36.6	38.9	95.9	335.6	7.1	79.6	5.3	599.0
Net book value									
As at September 30, 2016	100.2	352.5	120.8	196.5	414.3	5.9	114.2	7.6	1,312.0
As at March 31, 2016	100.2	346.7	134.7	227.3	395.7	7.6	128.4	7.2	1,347.8
As at April 1, 2015	100.2	303.6	90.4	213.3	462.1	13.6	80.1	11.2	1,274.5

6. Investment Property

Particulars	Freehold Land	Buildings	Total
Cost or deemed cost			
Balance as at April 1, 2015	0.8	37.4	38.2
Additions during the year	-	-	-
Deductions / adjustments	-	-	-
Balance as at March 31, 2016	0.8	37.4	38.2
Balance as at April 1, 2016	0.8	37.4	38.2
Additions during the period	-	-	-
Deductions / adjustments	-	-	-
Balance as at September 30, 2016	0.8	37.4	38.2

Particulars	Freehold Land	Buildings	Total
Accumulated depreciation and impairment			
Balance as at April 1, 2015	-	-	-
Depreciation for the year	-	1.8	1.8
Deductions / Adjustments	-	-	-
Balance as at March 31, 2016	-	1.8	1.8
Balance as at April 1, 2016	-	1.8	1.8
Depreciation for the period	-	0.9	0.9
Deductions / Adjustments	-	-	-
Balance as at September 30, 2016	-	2.7	2.7

Particulars	Freehold Land	Buildings	Total
Net book value			
As at September 30, 2016	0.8	34.7	35.5
As at March 31, 2016	0.8	35.6	36.4
As at April 1, 2015	0.8	37.4	38.2

7. Goodwill

Particulars	Goodwill on consolidation	Goodwill on amalgamation	Total
Cost or deemed cost			
Balance as at April 1, 2015	850.4	156.5	1,006.9
Additions during the year	-	-	-
Deductions / adjustments	-	-	-
Balance as at March 31, 2016	850.4	156.5	1,006.9
Balance as at April 1, 2016	850.4	156.5	1,006.9
Additions during the period	-	-	-
Deductions / adjustments	-	-	-
Balance as at September 30, 2016	850.4	156.5	1,006.9

Particulars	Goodwill on consolidation	Goodwill on amalgamation	Total
Accumulated impairment			
Balance as at April 1, 2015	-	78.0	78.0
Impairment for the year	-	78.5	78.5
Deductions / Adjustments	-	-	-
Balance as at March 31, 2016	-	156.5	156.5
Balance as at April 1, 2016	-	156.5	156.5
Impairment for the period	-	-	-
Deductions / Adjustments	-	-	-
Balance as at September 30, 2016	-	156.5	156.5

Particulars	Freehold Land	Buildings	Total
Net book value			
As at September 30, 2016	850.4	-	850.4
As at March 31, 2016	850.4	-	850.4
As at April 1, 2015	850.4	78.5	928.9

8. Other intangible assets

Particulars	Software	Total
Cost or deemed cost		
Balance as at April 1, 2015	203.8	203.8
Additions during the year	97.5	97.5
Deductions / adjustments	0.6	0.6
Balance as at March 31, 2016	300.7	300.7
Balance as at April 1, 2016	300.7	300.7
Additions during the period	46.9	46.9
Deductions / adjustments	-	-
Balance as at September 30, 2016	347.6	347.6

Particulars	Software	Total
Accumulated amortisation and impairment		
Balance as at April 1, 2015	-	-
Amortisation for the year	126.1	126.1
Deductions / Adjustments	-	-
Balance as at March 31, 2016	126.1	126.1
Balance as at April 1, 2016	126.1	126.1
Amortisation for the period	52.6	52.6
Deductions / Adjustments	-	-
Balance as at September 30, 2016	178.7	178.7

Particulars	Software	Total
Net Book Value		
As at September 30, 2016	168.9	168.9
As at March 31, 2016	174.6	174.6
As at April 1, 2015	203.8	203.8

9. Investments in Subsidiaries

Particulars	As at September 30, 2016		As at March 31, 2016		As at April 1, 2015	
	Quantity	Amount	Quantity	Amount	Quantity	Amount
Un-quoted Investments (all fully paid)						
Investment in Equity Instruments						
- BFSI Sector Skill Council of India (Fully paid equity shares of Re. 1 each)	1,05,00,000	-	1,05,00,000	0.5	1,05,00,000	0.5
- BSE CSR Integrated Foundation (Fully paid equity shares of Rs. 10 each)	1,00,000	0.5	-	-	-	-
BIL - Ryerson Technology Startup Incubator - Foundation (Fully paid equity shares of Re. 1 each)	51,000	0.1	51,000	0.1	-	-
Total		0.6		0.6		0.5
Aggregate book value of quoted investments		-		-		-
Aggregate market value of quoted investments		-		-		-
Aggregate carrying value of un-quoted		0.6		0.6		0.5
Aggregate amount of impairment in value of investments in subsidiaries		-		-		-

10. Investments in Joint Ventures and Associate

Particulars	As at September 30, 2016		As at March 31, 2016		As at April 1, 2015	
	Quantity	Amount	Quantity	Amount	Quantity	Amount
Joint Ventures						
Un-quoted Investments (all fully paid)						
- Investment in Equity Instruments						
- BOI shareholding Limited (Fully paid equity shares of Rs. 100 each)	-	-	-	-	98,000	126.4
- Asia Index Private Limited (Fully paid equity shares of Rs. 10 each)	5,000	19.8	5,000	14.6	5,000	5.5
Sub total		19.8		14.6		131.9
Associate						
Un-quoted Investments (all fully paid)						
Institutional Investor Advisory Services India Limited (Fully paid equity shares of Rs. 10 each)	-	-	-	-	30,00,250	25.6
Less : Impairment		-		-		-
Sub total		-		-		25.6
Total		19.8		14.6		157.5
Aggregate book value of quoted investments		-		-		-
Aggregate market value of quoted investments		-		-		-
Aggregate carrying value of un-quoted investments		19.8		14.6		157.5
Aggregate amount of impairment in value of investments in joint ventures and associate		-		-		-

Particulars	As at September 30, 2016	As at March 31, 2016
Joint ventures		
Asia Index Private Limited		
Opening Balance	14.6	5.5
Share of profit and loss for the period / year	5.3	8.9
Other comprehensive income for the period / year	(0.1)	0.2
Closing Balance	19.8	14.6
BOI Shareholding Limited		
Opening Balance	-	126.4
Share of profit and loss for the period / year	-	16.3
Other comprehensive income for the period / year	-	-
Proceeds on sale of Investment	-	(78.4)
Gain / loss on disposal of investment	-	(64.3)
Closing Balance	-	-
Associate		
Institutional Investor Advisory Services India Limited		
Opening Balance	-	25.6
Share of profit and loss for the period / year	-	(2.7)
Other comprehensive income for the period / year	-	-
Proceeds on sale of Investment	-	(30.0)
Gain / loss on disposal of investment	-	7.1
Closing Balance	-	-

11. Other Investments

Particulars	As at September 30, 2016	As at March 31, 2016	As at April 1, 2015
Non-current Investments			
Un-quoted Investments (all fully paid)			
Investment in Equity Instruments at FVTPL			
- Calcutta Stock Exchange Limited (Fully paid equity share of Re. 1 each)	-	-	20.6
- National Power Exchange Limited (Fully paid equity share of Rs. 10 each)	-	-	-
- National E-Governance Services Limited (NESL) (Fully paid equity share of Rs. 10 each)	30.0	-	-
- Belapur Railway Station Commercial Company Limited (Fully paid equity share of Rs. 10 each)	0.1	0.1	0.1
Total Investment in Equity Instruments at FVTPL Carrying Value	30.1	0.1	20.7
Quoted Investments			
Investments in Debentures and Bonds measured at amortised cost			
Owned			
- Bonds and Non-Convertible Debentures	12,984.9	13,656.9	11,836.1
Earmarked			
- Bonds and Non-Convertible Debentures	-	138.5	289.4
- Bonds and Non-Convertible Debentures (Core Settlement Guarantee fund)	454.6	455.0	455.9
	13,439.5	14,250.4	12,581.4
Investments in Mutual Funds measured at FVTPL			
Owned			
- Units of Dividend Oriented Debt Schemes of Mutual Funds (Quoted)	-	-	15.3
- Units of Growth Oriented Debt Schemes of Mutual Funds (Quoted)	196.4	1,176.3	1,621.9
Earmarked			
Units of Growth Oriented Debt Schemes of Mutual Funds (Quoted)	3.6	1.7	-
	200.0	1,178.0	1,637.2
Total Non-current Investments	13,669.6	15,428.5	14,239.3
Aggregate amount of quoted investments	13,639.5	15,428.4	14,218.6
Aggregate market value of quoted investments	14,411.9	15,946.2	14,571.5
Aggregate amount of unquoted investments	30.1	0.1	20.7
Aggregate amount of impairment in value of investments	-	-	-
Current Investments			
Quoted Investments			
Investments in Debentures and Bonds/CDs measured at amortised cost			
Owned Fund			
- Certificate of Deposits	-	449.6	4,543.9
- Bonds and Non-Convertible Debentures	200.3	-	-
Earmarked Funds			
Investment in Certificates of Deposit (Quoted)	-	-	499.3
	200.3	449.6	5,043.2
Investments in Mutual Funds measured at FVTPL			
Owned Fund			
- Units of Dividend Oriented Debt Schemes of Mutual Funds	2,645.5	544.8	216.9
Units of Dividend Oriented Debt Schemes of Mutual Funds (Unquoted)	1,368.9	800.9	793.2
Units of Growth Oriented Debt Schemes of Mutual Funds (Quoted)	212.1	218.3	161.2
	4,226.5	1,564.0	1,171.3
Earmarked Fund			
- Units of Dividend Oriented Debt Schemes of Mutual Funds (Quoted)	842.0	-	23.0
- Units of Growth Oriented Debt Schemes of Mutual Funds (Quoted)	-	31.4	64.3
Units of Dividend Oriented Liquid Schemes of Mutual Funds (Quoted) - Settlement Guarantee Fund	-	-	571.4
	842.0	31.4	658.7
Current Portion of Long Term Investments			
Quoted Investments			
Investments in Debentures and Bonds/CDs measured at amortised cost			
Owned Fund			
Bonds and Non-Convertible Debentures	847.6	1,996.9	900.0
Investments in Mutual Funds at FVTPL			
Own Funds			
- Units of Dividend Oriented Debt Schemes of Mutual Funds (Quoted)	15.1	15.5	-
Units of Growth Oriented Debt Schemes of Mutual Funds (Quoted)	2,392.9	1,645.7	999.8
Earmarked Funds			
Units of Growth Oriented Debt Schemes of Mutual Funds (Quoted)	1.4	1.4	-
	3,257.0	3,659.5	1,899.8
Total Current Investments	8,525.8	5,704.5	8,773.0
Aggregate amount of quoted investments	7,156.9	4,903.6	7,979.8
Aggregate market value of quoted investments	7,217.1	4,871.4	7,902.2
Aggregate amount of unquoted investments	1,368.9	800.9	793.2
Aggregate amount of impairment in value of investments	-	-	-

Note :- Counterparties in debentures & bonds have minimum AA+ credit rating.

BSE Limited
Significant accounting policies and notes to the accounts to the Consolidated Financial Statement
For the period ended September 30, 2016
(Rupees in millions, except share and per share data, unless otherwise stated)
11. Other Investments (Continued..)

Sr. No.	Company Name	Balance as on September 30, 2016		Balance as on March 31, 2016		Balance as on April 1, 2015	
		Nos of Shares	Amount	Nos of Shares	Amount	Nos of Shares	Amount
Own Funds							
Trade Investment							
Investments in Equity Instruments (Own Funds)							
1	Equity Shares of Calcutta Stock Exchange Ltd. of ₹ 1/- each	30,875	-	30,875	-	30,875	20.6
2	Equity Shares of National Power Exchange Ltd. of ₹ 10/- each	-	-	21,87,015	-	21,87,015	-
3	Equity Shares of Belapur Railway Station Commercial Company Ltd. of ₹ 10 each	5,000	0.1	5,000	0.1	5,000	0.1
4	Equity Shares of National E-Governance Services Limited (NESL) of ₹ 10/- each	30,00,000	30.0	-	-	-	-
	TOTAL		30.1		0.1		20.7
Own Funds							
Sr. No.	Scheme Name	Balance as on September 30, 2016		Balance as on March 31, 2016		Balance as on April 1, 2015	
		Units	Amount	Units	Amount	Units	Amount
(a) Own Funds							
Bonds & Non Convertible Debentures (Quoted)							
1	9.49%-HDB Financial Services Limited-Jun2019	50	49.9	50	49.9	50	49.9
2	9.18%-HDFC Limited-Feb 2018	250	247.8	250	246.9	250	245.3
3	9.70%-HDFC Limited-Mar 2017	-	-	-	-	200	200.5
4	9.75%-HDFC Limited-Dec 2016	-	-	-	-	297	296.2
5	8.10%-Housing And Urban Development Corporation Limited-Mar 2022-Tax Free	17,69,400	1,826.8	17,69,400	1,832.1	10,69,400	1,114.1
6	8.51%-Housing And Urban Development Corporation Limited-Jan 2024-Tax Free	3,00,000	302.9	3,00,000	303.1	2,50,000	250.0
7	8.29%-Housing And Urban Development Corporation Limited-Mar 2024-Tax Free	1,00,000	100.0	1,00,000	100.0	1,00,000	100.0
8	10.00%-ICICI Bank Limited-Nov 2017	7,551	75.5	7,551	75.5	7,551	75.5
9	9.97%-Infrastructure Leasing & Financial Services Limited-Sep 2016	-	-	-	-	1,00,000	100.0
10	11.25%-Infrastructure Leasing & Financial Services Limited-Aug 2016	-	-	-	-	1,00,000	101.5
11	9.95%-Infrastructure Leasing & Financial Services Limited-Feb 2019	1,00,000	100.0	1,00,000	100.0	1,00,000	100.0
12	6.72%-Indian Railway Finance Corporation Limited-Dec 2020-Tax Free	7,500	748.3	7,500	748.1	7,500	747.8
13	7.55%-Indian Railway Finance Corporation Limited-Nov 2021-Tax Free	500	50.0	500	50.0	500	50.0
14	8.00%-Indian Railway Finance Corporation Limited-Feb 2022-Tax Free	6,52,773	664.6	6,52,773	665.7	6,31,898	646.2
15	7.19%-Indian Railway Finance Corporation Limited-Dec 2022-Tax Free	100	100.0	100	100.0	200	200.0
16	8.23%-Indian Railway Finance Corporation Limited-Feb 2024-Tax Free	3,00,000	308.2	3,00,000	308.8	2,00,000	203.5
17	8.23%-Indian Railway Finance Corporation Limited-Feb 2024-Tax Free	-	-	10,00,000	1,000.0	10,00,000	1,000.0
18	8.35%-Indian Railway Finance Corporation Limited-Nov 2023-Tax Free	700	728.4	700	730.4	200	200.0
19	8.64%-LIC Housing Finance Limited-May 2016	-	-	-	-	200	197.6
20	9.30%-LIC Housing Finance Limited-Oct 2016	-	-	-	-	250	249.2
21	10.18%-LIC Housing Finance Limited-Sep 2016	-	-	-	-	100	100.1
22	10.60%-LIC Housing Finance Limited-Sep 2016	-	-	-	-	250	252.6
23	8.20%-National Highways Authority Of India-Jan 2022-Tax Free	-	-	-	-	61,810	61.8
24	8.20%-Power Finance Corporation Limited-Feb 2022-Tax Free	1,00,000	103.9	1,19,000	123.2	1,19,000	124.0
25	8.27%-National Highways Authority Of India-Feb 2024-Tax Free	2,90,000	292.1	2,90,000	292.2	2,50,000	250.0
26	8.26%-National Housing Bank-Jan 2024-Tax Free	18,050	90.3	18,050	90.3	18,050	90.3
27	8.41%-National Thermal Power Corporation Limited-Dec2023-Tax Free	79,162	79.2	79,162	79.2	79,162	79.2
28	7.19%-Power Finance Corporation Limited-Jan 2023-Tax Free	1,00,000	100.0	1,00,000	100.0	1,00,000	100.0
29	8.20%-Power Finance Corporation Limited-Feb 2022-Tax Free	12,25,828	1,259.4	12,25,828	1,262.5	12,05,982	1,248.0
30	8.01%-Rural Electrification Corporation Limited-Aug 2023-Tax Free	250	250.1	250	250.1	250	250.1
31	8.01%-Rural Electrification Corporation Limited-Sep 2023-Tax Free	5,00,000	500.0	5,00,000	500.0	5,00,000	500.0
32	9.30%-SBI-Mar 2021	-	-	-	-	3,791	37.9
33	9.25%-TATA Sons Limited-Jun 2019	100	99.5	100	99.4	100	99.2
34	8.09%-Power Finance Corporation Limited-Nov 2021-Tax Free	1,000	104.1	1,000	104.5	1,000	105.3
35	7.93%-Rural Electrification Corporation Limited-Mar 2022-Tax Free	1,64,702	169.8	1,64,702	170.2	48,991	50.9
36	8.19%-Rural Electrification Corporation Limited-Mar 2024-Tax Free	2,50,000	262.5	2,50,000	263.3	-	-
37	7.34%-Housing And Urban Development Corporation Limited-Feb 2023-Tax Free	1,00,000	100.3	1,00,000	100.3	-	-
38	8.14%-Housing And Urban Development Corporation Limited-Oct 2023-Tax Free	50,000	51.9	50,000	52.0	-	-
39	7.62%-Housing And Urban Development Corporation Limited-Nov 2021-Tax Free	1,000	101.3	1,000	101.5	-	-
40	7.18%-Indian Railway Finance Corporation Limited-Feb 2023-Tax Free	1,50,000	149.3	1,50,000	149.3	-	-
41	9.51%-LIC Housing Finance Limited-Jul 2019	100	101.6	100	101.9	-	-
42	11.08%-LIC Housing Finance Limited-Aug 2018	49	50.7	49	51.2	-	-
43	8.80%-Canfin Homes Limited-Jul 2018	100	100.0	100	100.0	-	-
44	8.77%-HDB Financial Services Limited-Jun2018	50	50.0	50	50.0	-	-
45	8.81%-HDB Financial Services Limited-Jul2018	50	50.0	50	50.0	-	-
46	8.75%-Infrastructure Leasing & Financial Services Limited-Jul 2020	50,000	50.0	50,000	50.0	-	-
47	8.74%-Infrastructure Leasing & Financial Services Limited-Aug 2018	1,00,000	100.0	1,00,000	100.0	-	-
48	8.80%-Kotak Mahindra Prime Limited-Jun 2018	50	50.0	50	50.0	-	-
49	8.65%-HDB Financial Services Limited-Sep 2018	50	50.0	50	50.0	-	-
50	8.71%-HDB Financial Services Limited-Oct 2018	100	99.8	100	99.8	-	-
51	8.8394%-HDB Financial Services Limited-Mar 2019	100	100.1	100	100.2	-	-
52	8.90%- Infrastructure Leasing & Financial Services Limited-Mar 2019	20,000	20.0	20,000	20.0	-	-
53	8.34%-LIC Housing Finance Limited-Mar2018	250	248.6	250	248.4	-	-
54	9.50%-HDFC Ltd-Aug 2017	-	-	100	101.0	-	-
55	9.30%-HDFC Ltd-Oct 2017	140	140.8	140	141.1	-	-
56	8.60%-LIC Housing Finance Limited-Dec 2020	150	150.0	150	150.0	-	-
57	Power Finance Corporation Ltd. 8.35 % 15 May 2016	-	-	-	-	500	493.1
58	Indian Railway Finance Corporation Ltd. 8.00%-Feb 2022	-	-	61,000	60.1	61,000	59.9
59	National Highway Authority of India 8.27%-Feb 2024	-	-	8,12,098	812.1	8,12,098	812.1
61	National Highway Authority of India 8.20%-Jan 2022	-	-	34,000	33.8	34,000	33.7
62	8.14% HUDCO Bonds-Oct 2023	2,500	2.5	2,500	2.5	2,500	2.5
63	8.41% IIFCL Bonds-Jan 2024- Taxfree	-	-	1,00,000	100.0	1,00,000	100.0
64	8.23% IFCI Bonds- Feb 2024-Taxfree	-	-	1,00,000	100.0	1,00,000	100.0
65	7.21% RECL Tax Free bonds	50	50.0	50	50.0	50	50.0
66	7.22% PFC Tax Free Bond Series 95	50	50.0	50	50.0	50	50.0

BSE Limited
 Significant accounting policies and notes to the accounts to the Consolidated Financial Statement
 For the period ended September 30, 2016
 (Rupees in millions, except share and per share data, unless otherwise stated)
11. Other Investments (Continued..)

Sr. No.	Scheme Name	Balance as on September 30, 2016		Balance as on March 31, 2016		Balance as on April 1, 2015	
		Units	Amount	Units	Amount	Units	Amount
(a) Own Funds							
Bonds & Non Convertible Debentures (Quoted)							
67	7.18% IRFCL Tax Free Bonds	1,30,000	130.6	1,30,000	130.6	1,30,000	130.7
68	7.19% IRFC Tax Free Bond- Jul 2025	50	50.2	50	50.1	-	-
69	8.01% NHB Tax Free Bonds	70	70.0	70	70.0	70	70.0
70	7.17% NHB Tax Free Bonds	-	-	50	50.3	50	50.3
71	7.17% NATIONAL HOUSING BANK TAX FREE BONDS 01JAN2023	50	50.0	-	-	-	-
72	8.35% NHA1 Tax Free Bonds	70	70.0	70	70.0	70	70.0
73	8.20% NHA1 Tax Free Bonds	72,500	75.0	72,500	75.0	72,500	75.4
74	8.18% NHPC Tax Free Bonds	22,547	22.6	22,547	22.6	22,547	22.6
75	8.19% NTPC Tax Free Bonds	50	50.0	50	50.0	50	50.0
76	8.41% NTPC Tax Free Bonds	31,665	31.7	31,665	31.7	31,665	31.7
77	8.20% PFC Tax Free Bonds	-	-	1,00,000	104.3	1,00,000	105.2
78	7.15% NTPC Tax Free Bond-Aug 2025	50	50.0	50	50.0	-	-
79	7.17% RECL Tax Free Bond-Jul 2025	50	50.0	50	50.0	-	-
80	8.18% RECL Tax Free Bonds	50	52.0	50	52.2	50	52.7
81	7.11% NHA1 Tax Free Bonds-Sep 2025	30	30.0	30	30.0	-	-
82	7.16% PFC Tax Free Bonds-Jul 2025	50	50.0	50	50.0	-	-
83	7.17% RECL Tax Free Bonds-Jul 2025	50	50.0	50	50.0	-	-
84	8.41% INDIA INFRASTRUCTURE FINANCE LIMITED	1,00,000	100.0	-	-	-	-
85	8.23% INDIAN RAILWAY FINANCE CORPORATION LIMITED - 22JAN2024 - TAXFREE	1,00,000	100.0	-	-	-	-
86	8.20% - POWER FINANCE CORPORATION - 01FEB2022	1,00,000	103.1	-	-	-	-
87	8.23% - INDIAN RAILWAY FINANCIAL CORPORATION - 18FEB2024	10,00,000	1,000.0	-	-	-	-
88	8.00% - INDIAN RAILWAY FINANCE CORPORATION LTD - 23FEB2022	50,000	49.3	-	-	-	-
89	8.27% - NATIONAL HIGHWAY AUTHORITY OF INDIA - 05FEB2024	3,20,600	320.6	-	-	-	-
	Less amortisation of premium		(0.4)		(0.5)		(0.3)
	TOTAL		12,984.9		13,656.9		11,836.3
(a) Own Funds							
Bonds & Non Convertible Debentures (Quoted)							
Units of Dividend Oriented Debt Schemes of Mutual Funds (Quoted)							
1	HDFC Debt Fund For Cancer Cure-100% Dividend Donation-Mar 2017	-	-	-	-	15,00,000	15.3
	TOTAL						15.3
Units of Growth Oriented Debt Schemes of Mutual Funds (Quoted)							
1	Reliance Fixed Horizon Fund-XXVIII- Series4-Direct-Jan 2018	1,00,00,000	115.8	1,00,00,000	110.5	1,00,00,000	101.7
2	Birla Sun Life Fixed Term Plan - Series KC (368days) - Gr. Direct	-	-	-	-	71,86,155	79.8
3	Birla Sun Life Fixed Term Plan - Series KK (367days) - Gr. Direct	-	-	-	-	46,58,410	51.6
4	Birla Sun Life Fixed Term Plan - Series KM (368days) - Gr. Direct	-	-	-	-	56,00,000	61.7
5	Birla Sun Life Fixed Term Plan - Series KQ (368days) - Gr. Direct	-	-	-	-	84,92,604	93.3
6	DSP BlackRock FMP S146-12M-Dir-G	-	-	-	-	71,45,127	79.2
7	DSP BlackRock FMP S153-12M-Dir-G	-	-	-	-	41,10,415	45.2
8	DSP BlackRock FMP S149-12M-Dir-G	-	-	-	-	40,15,031	44.5
9	DSP BlackRock FMP S109-12M-Dir-G	-	-	-	-	57,20,279	66.7
10	DSP BlackRock FMP S161-12M-Dir-G	-	-	65,49,900	77.3	-	-
11	DHFL Pramerica Fixed Maturity Plan Series 63 - Direct Plan - Growth	-	-	65,00,000	76.8	-	-
12	DHFL Pramerica Fixed Maturity Plan Series 70 (2 Years)- Direct Plan - Growth	-	-	-	-	1,38,027	-
13	HDFC FMP 370D Mar2014 (1) - Direct Plan- GR	-	-	43,84,836	52.6	43,84,836	48.5
14	HDFC FMP 371D Feb 2014(2) Sr 29 - Direct Plan- GR	-	-	60,00,000	72.0	60,00,000	66.4
15	HDFC FMP 370D Apr 2014 (2) - Direct Plan- GR	-	-	40,79,690	48.2	-	-
16	HDFC FMP 377Days Mar 2014 (1) - Direct Plan- GR	-	-	1,44,68,207	171.3	-	-
17	ICICI Prudential Fixed Maturity Plan-Series 72-366 days Plan K - Direct Plan-Cum	-	-	-	-	34,83,042	38.7
18	ICICI Prudential Fixed Maturity Plan-Series 73-369 days Plan P - Direct Plan-Cum	-	-	1,23,03,571	146.1	1,23,03,571	134.5
19	ICICI Prudential Fixed Maturity Plan-Series 73-366 days Plan A - Direct Plan-Cum	-	-	32,84,400	39.5	32,84,400	36.3
20	ICICI Prudential Fixed Maturity Plan-Series 73-369 days Plan S - Direct Plan-Cum	-	-	47,93,668	57.0	-	-
21	ICICI Prudential Fixed Maturity Plan-Series 74-370 days Plan V - Direct Plan-Cum	-	-	40,00,000	46.5	-	-
22	ICICI Prudential Fixed Maturity Plan-Series 74-369 days Plan I - Direct Plan-Cum	-	-	55,65,133	65.7	-	-
23	IDFC Fixed Term Plan Series 24 - Direct Plan - Growth	-	-	-	-	60,00,000	37.7
24	IDFC Fixed Term Plan Series 27 - Direct Plan - Growth	-	-	-	-	30,00,000	70.3
25	IDFC Fixed Term Plan Series 83 - Direct Plan - Growth	-	-	-	-	34,22,759	35.2
26	Reliance Fixed Horizon Fund - XXV - Series 18 - Direct Plan Growth Plan	-	-	-	-	40,00,000	44.5
27	Reliance Fixed Horizon Fund - XXV - Series 24 - Direct Plan Growth Plan	-	-	50,00,000	60.2	50,00,000	55.5
28	Reliance Fixed Horizon Fund - XXV - Series 26 - Direct Plan Growth Plan	-	-	48,40,140	58.2	48,40,140	53.5
29	Sundaram Fixed Term Plan DO 366 Days Direct Growth	-	-	-	-	53,60,560	62.8
30	Birla Fixed Term Plan Series JY - Direct - Gr	-	-	-	-	35,44,730	39.4
31	Birla Fixed Term Plan Series KI - Direct - Gr	-	-	-	-	56,30,000	62.2
32	Birla Fixed Term Plan Series KQ - Direct - Gr	-	-	-	-	50,36,298	55.3
33	Birla Fixed Term Plan Series HL - Direct - Gr	-	-	-	-	25,62,575	30.1
34	Reliance Fixed Horizon Fund Sr 15-Direct Plan - Growth	-	-	-	-	30,00,000	35.2
35	Reliance Fixed Horizon Fund XXV Sr 26 - Direct Plan - Growth	-	-	40,00,000	48.1	40,00,000	44.2
36	Reliance Fixed Horizon Fund XXVI Sr 31 - Direct Plan - Growth	-	-	40,00,000	46.4	-	-
37	DWS Fixed Maturity Plan Series 70 (2 Years)- Direct Plan - Growth	-	-	-	-	-	1.4
38	DHFL PRAMERICA FIXED MATURITY PLAN SERIES 63 - DIRECT - GROWTH	65,00,000	80.6	-	-	-	-
39	Reliance Fixed Horizon Fund - XXIV 11 Direct Plan	-	-	-	-	39,48,606	46.3
	TOTAL		196.4		1,176.4		1,621.7
(b) Earmarked Funds							
Units of Growth Oriented Debt Schemes of Mutual Funds (Quoted)							
1	Reliance Fixed Horizon Fund - XXVIII - SR 19-Direct-Growth	1,65,632	1.6	1,65,632	1.6	-	-
2	Sundaram FTP HM - 1100 Days-Direct-Growth	1,98,759	2.0	-	-	-	-
	TOTAL		3.6		1.6		
Bonds & Non Convertible Debentures (Quoted)							
1	9.25%-Vijaya Bank-Aug 2016	-	-	-	-	150	150.9
2	National Highway Authority of India 8.27%- Feb 2024	-	-	1,38,502	138.5	1,38,502	138.5
3	National Highway Authority of India 8.27%- Feb 2024	49,400	49.4	49,400	49.4	49,400	49.4
4	Indian Railway Financial Corporation 8.23%- Feb 2024	2,50,000	251.6	2,50,000	251.7	2,50,000	251.9
5	Rural Electrification Corporation 7.93%- Mar 2022	1,50,000	153.6	1,50,000	153.9	1,50,000	154.6
	TOTAL		454.6		593.5		745.3

BSE Limited
Significant accounting policies and notes to the accounts to the Consolidated Financial Statement
For the period ended September 30, 2016
(Rupees in millions, except share and per share data, unless otherwise stated)

11. Other Investments (Continued..)

Sr. No.	Scheme Name	Balance as on September 30, 2016		Balance as on March 31, 2016		Balance as on April 1, 2015	
		Units	Amount	Units	Amount	Units	Amount
Investment in Mutual Funds							
(a) Own Funds							
Certificate of Deposit (Quoted)							
1	HDFC Bank Limited	-	-	2,000	199.8	-	-
2	Axis Bank Limited	-	-	2,500	249.8	-	-
3	Bank Of India Apr 2015	-	-	-	-	8,500	848.9
4	Indusind Bank Apr 2015	-	-	-	-	15,000	1,497.9
5	South Indian Bank Apr 2015	-	-	-	-	9,000	898.8
6	Bank Of India Apr 2015	-	-	-	-	5,000	499.4
7	Indusind Bank Apr 2015	-	-	-	-	8,000	798.9
	TOTAL				449.6		4,543.9
Bonds & Non Convertible Debentures (Quoted)							
1	8.7496%-Kotak Mahindra Prime Limited-Dec 2016	100	100.0	-	-	-	-
2	0%-Housing Development Finance Corporation Ltd-Jan 2017	50	50.2	-	-	-	-
3	9.75%-LIC Housing Finance-Nov 2016	50	50.1	-	-	-	-
	TOTAL		200.3				
Units Of Dividend Oriented Debt Schemes Of Mutual Funds							
1	ICICI Prudential Liquid- Direct - DDR - ISF	-	-	22,20,872	222.2	11,09,593	111.1
2	Kotak Income Opportunities Fund - Dir- Weekly DR	2,68,72,087	277.5	2,59,43,686	263.6	-	-
3	ICICI Prudential Liquid-Dir-DDR-SGF	-	-	-	-	825	0.1
4	Baroda Pioneer Liquid Fund Collection A/c	-	-	-	-	2,644	4.2
5	ICICI Prudential Liquid Fund Growth Plan	-	-	-	-	86,155	17.8
6	Reliance Liquidity Direct (Growth Plan)	-	-	-	-	441	0.9
7	DWS Insta Cash Plus Fund-Dir-DDR	-	-	-	-	825	0.1
8	ICICI Prudential Liquid - Direct Plan - Daily Dividend	5,958	0.6	6,306	0.6	9,226	0.9
9	HDFC cash Management Fund - saving Plan Daily dividend	2,223	2.4	2,168	2.3	76,98,321	81.9
10	Axis Liquid Fund - Direct Plan - Daily Dividend Reinvestment	5,01,670	502.0	94,399	79.7	1,77,210	177.2
11	Birla Sun Life Dynamic Bond Fund - Retail Plan -Monthly Dividend-Direct Plan	-	-	-	-	28,93,085	31.6
12	DSP Ultra Short Fund- Direct-DDR	1,72,19,256	173.1	69,55,046	109.4	1,18,81,191	119.1
13	DWS Insta Cash Plus Fund -Direct -DDR	-	-	-	-	2,87,319	28.8
14	DWS Ultra Short Term Fund-Direct-DDR	-	-	-	-	8,16,171	8.2
15	Reliance Money Manager Direct -DDR	1,54,454	155.0	61,063	100.2	-	-
16	Reliance Short Term Fund - Direct - Monthly Dividend Plan DDR	78,24,209	87.8	74,74,816	84.4	72,31,191	79.5
17	Religare Invesco Liquid Fund - Direct-DDR	-	-	59,211	59.3	-	-
18	Sundaram Select Debt Asset Plan -Direct-MDR	1,30,21,450	163.6	1,25,01,498	157.4	1,20,90,423	148.6
19	Birla Sunlife Cash Plus Direct Plan DD	-	-	-	-	5,14,089	51.5
20	Birla Sunlife Saving Fund Direct Plan DD	-	-	-	-	4,96,872	49.8
21	Kotak Floater Short Term- Direct Plan - Daily Dividend Reinvest	1,23,436	124.9	72,122	73.0	-	-
22	DSP BlackRock Liquidity Fund Direct - DDR*	5,37,049	537.5	41,352	41.4	-	-
23	ICICI Prudential Flexible Income Plan -Direct -DDR*	-	-	-	-	80,499	8.5
24	ICICI Prudential Banking and PSU Debt Fund- Direct -Growth	42,09,448	77.4	42,09,448	72.6	42,09,448	65.9
25	Reliance Liquid Fund-Treasury Plan Direct Plan-DDR*	-	-	-	-	15,964	24.4
26	Lic Mf Liquid Fund - Direct - Daily Dividend Reinvestment	6,95,491	763.6	-	-	-	-
27	Reliance Liquid Fund Tp - Direct - Daily Dividend Reinvestment	4,46,438	596.3	-	-	-	-
28	Idfc Cash Fund Regular Plan Daily Dividend	47,642	48.4	54,979	55.0	-	-
29	Hdfc Floating Rate Income Fund - Direct - Dividend	42,79,874	43.1	24,43,862	24.6	-	-
30	Idfc Ultra Short Term Fund - Direct - Daily Dividend Reinvestment	1,91,25,773	192.5	-	-	-	-
31	Invesco Liquid Fund -Direct - Daily Dividend Reinvestment	65,334	65.4	-	-	-	-
32	Invesco India Ultra Short Term Fund -Direct - Daily Dividend Reinvestment	30,952	31.5	-	-	-	-
33	Sundaram Ultra Short Term Fund -Direct - Daily Dividend Reinvestment	70,38,170	70.7	-	-	-	-
34	Birla Sunlife Saving Fund - Direct Daily Dividend Reinvestment	4,86,049	48.9	-	-	-	-
35	Reliance Banking And Psu Debt Fund- Direct - Monthly Dividend Reinvestment	50,62,636	52.2	-	-	-	-
	TOTAL		4,014.4		1,345.7		1,010.1
Units of Growth Oriented Debt Schemes of Mutual Funds							
1	HDFC Short Term Plan	4,11,216	12.8	4,11,216	12.2	-	-
2	Kotak Income Opportunity Fund	18,67,723	32.3	26,58,075	43.4	26,58,075	39.7
3	DSP Blackrock Inc Opportunities Fund Regular Plan Growth	14,13,067	36.6	14,13,067	34.6	9,77,256	21.9
4	IDFC Super Saver Inc Fund Medium Term	10,78,579	29.4	10,78,579	27.3	6,61,758	15.7
5	HDFC Corporate Debt Opportunities Fund	9,22,943	12.0	9,22,943	11.3	9,22,943	10.4
6	Birla Sunlife Short Term Opportunities Fund -Growth	-	-	-	-	2,43,869	5.6
7	HDFC Short Term Plan - Growth	-	-	-	-	4,11,216	11.1
8	ICICI Prudential Corporate Bond Fund - Regular Plan Growth	-	-	-	-	4,99,833	10.7
9	ICICI Prudential Regular Savings Fund	-	-	-	-	3,45,478	5.1
10	Sensex Prudential ICICI ETF (Spice)	1,20,000	34.5	1,20,000	31.1	1,00,000	28.1
11	Reliance R*Share SENSEX ETF	-	-	30,000	7.8	-	-
12	Reliance R*Share Nifty ETF	1,00,000	9.0	1,00,000	8.0	1,50,000	12.9
13	Kotak Income Opportunity Fund-Direct Plan-Growth	25,37,830	45.5	25,37,830	42.6	-	-
	Total		212.1		218.3		161.2
(b) Earmarked Funds							
Certificate of Deposit (Quoted)							
1	South Indian Bank Apr2015	-	-	-	-	3,000	299.6
2	ICICI Bank Limited CD Apr-2015	-	-	-	-	600	59.8
3	Axis Bank Apr 2015	-	-	-	-	1,400	139.9
	Total						499.3

11. Other Investments (Continued..)

Sr. No.	Scheme Name	Balance as on September 30, 2016		Balance as on March 31, 2016		Balance as on April 1, 2015	
		Units	Amount	Units	Amount	Units	Amount
Units Of Dividend Oriented Debt Schemes Of Mutual Funds (Quoted)							
1	Birla Sunlife Floating Rate Fund - STP	-	-	-	-	2,28,535	23.0
2	DHFL PRAMERICA INSTA CASH PLUS FUND DIRECT - DAILY DIVIDEND REINVESTMENT	9,97,121	100.0	-	-	-	-
3	TATA MONEY MARKET FUND DIRECT - DAILY DIVIDEND REINVESTMENT	1,99,728	200.0	-	-	-	-
4	Reliance Liquid Fund - TP - Direct - Daily Dividend	3,54,527	542.0	-	-	-	-
	TOTAL		842.0				23.0
Units Of Growth Oriented Debt Schemes Of Mutual Funds (Quoted)							
1	ICI Prudential FRF - Plan C - Growth	-	-	-	-	71,460	15.4
2	HDFC Liquid Fund - Direct - Growth	-	-	10,517	31.4	17,71,700	48.9
	TOTAL				31.4		64.3
Units Of Dividend Oriented Debt Schemes Of Mutual Funds (Quoted) (Settlement Guarantee fund)							
1	HDFC Liquid Fund Direct DDR	-	-	-	-	57,11,006	571.4
	TOTAL						571.4
Current Portion of Long Term Investments							
(At cost, unless otherwise specified)							
Own Funds							
Investments in Debentures and Bonds							
Bonds and Non Convertible Debentures (Quoted)							
1	11.25%-Infrastructure Leasing & Financial Services Limited-Aug 2016	-	-	1,00,000	100.4	-	-
2	10.60%-LIC Housing Finance Limited-Sep 2016	-	-	250	250.8	-	-
3	10.18%-LIC Housing Finance Limited-Sep 2016	-	-	100	100.0	-	-
4	9.97%-Infrastructure Leasing & Financial Services Limited-Sep 2016	-	-	1,00,000	100.0	-	-
5	9.75%-HDFC Limited-Dec 2016	297	296.9	297	296.7	-	-
6	9.30%-LIC Housing Finance Limited-Oct 2016	250	250.0	250	249.7	-	-
7	9.70%-HDFC Limited-Mar 2017	200	200.1	200	200.3	-	-
8	8.64%-LIC Housing Finance Limited-May 2016	-	-	200	199.8	-	-
9	9.85%-HDFC Limited-Jun 2015	-	-	-	-	250	250.0
10	7.60%-Power Finance Corporation Limited-Dec 2015	-	-	-	-	100	99.6
11	8.90%-Power Grid Corporation Limited-Feb 2016	-	-	-	-	40	50.1
12	9.40%-LIC Housing Finance Limited-Feb 2016	-	-	-	-	250	249.4
13	9.20%-Power Grid Corporation Limited-Mar 2016	-	-	-	-	160	200.9
14	Power Finance Corporation Ltd. 8.35 % May 2016	-	-	500	499.2	-	-
15	9.50%-HOUSING DEVELOPMENT FINANCE CORPORATION LTD-14AUG2017	100	100.6	-	-	-	-
16	6.05% IRFCL Tax Free Bonds Series	-	-	-	-	500	50.0
	TOTAL		847.6		1,996.9		900.0
Investment in Mutual Funds							
Units of Dividend Oriented Debt Schemes of Mutual Funds (Quoted)							
1	HDFC Debt Fund for Cancer Cure 100% Dividend Donation-Mar 2017	15,00,000	15.1	15,00,000	15.5	-	-
	TOTAL		15.1		15.5		
Units Of Growth Oriented Debt Schemes Of Mutual Funds							
1	Reliance Fixed Horizon Fund - XXIV 11 Direct Plan	-	-	39,48,606	50.2	-	-
2	Birla Sun Life Interval Income Fund - Annual Plan 5 - Gr.-Direct	82,66,209	110.8	82,66,209	106.8	82,66,209	98.4
3	Birla Sun Life Fixed Term Plan - Series KC (368days) - Gr. Direct	71,86,155	90.3	71,86,155	86.6	-	-
4	Birla Sun Life Fixed Term Plan - Series KK (367days) - Gr. Direct	46,58,410	58.4	46,58,410	56.0	-	-
5	Birla Sun Life Fixed Term Plan - Series KM (368days) - Gr. Direct	56,00,000	69.8	56,00,000	67.0	-	-
6	Birla Sun Life Fixed Term Plan - Series KQ (368days) - Gr. Direct	84,92,604	105.8	84,92,604	101.4	-	-
7	DSP BlackRock FMP S146-12M-Dir-G	71,45,127	90.0	71,45,127	86.3	-	-
8	DSP BlackRock FMP S153-12M-Dir-G	41,10,415	51.1	41,10,415	49.1	-	-
9	DSP BlackRock FMP S149-12M-Dir-G	40,15,031	50.5	40,15,031	48.4	-	-
10	DSP BlackRock FMP S161-12M-Dir-G Mat Dt 20.04.15	-	-	-	-	65,49,900	71.4
11	DSP BlackRock FMP S109-12M-Dir-Growth	-	-	57,20,279	72.8	-	-
12	DHFL Pramerica Fixed Maturity Plan Series 63 - Direct Plan - Growth	-	-	-	-	65,00,000	71.0
13	HDFC FMP 370D Apr 2014 (2) - Direct Plan- GR	-	-	-	-	40,79,690	44.4
14	HDFC Annual Interval Fund Sr1-Plan A - Direct Plan- GR	57,56,369	78.6	57,56,369	75.6	57,56,369	69.5
15	HDFC FMP 377Days March2014 (1) - Direct Plan- GR	-	-	-	-	1,44,68,207	158.2
16	ICI Prudential Fixed Maturity Plan-Series 73-369 days Plan S - Direct Plan-Cum	-	-	-	-	47,93,668	52.4
17	ICI Prudential Fixed Maturity Plan-Series 74-370 days Plan V - Direct Plan-Cum	-	-	-	-	40,00,000	42.8
18	ICI Prudential Fixed Maturity Plan-Series 74-369 days Plan I - Direct Plan-Cum	-	-	-	-	55,65,133	60.3
19	ICI Prudential Interval Fund Sr-VI-Annual Interval Plan C- Direct Plan-Cum	58,87,877	80.0	58,87,877	77.1	58,87,877	71.0
20	ICI Prudential Fixed Maturity Plan-Series 72-366 days Plan K - Direct Plan-Cum	34,83,042	43.9	34,83,042	42.1	-	-
21	IDFC Fixed Term Plan Series 83 - Direct Plan - Growth	34,22,759	42.6	34,22,759	40.8	-	-
22	IDFC Fixed Term Plan Series 24 - Direct Plan - Growth	-	-	60,00,000	76.3	-	-
23	IDFC Fixed Term Plan Series 27 - Direct Plan - Growth	-	-	30,00,000	38.1	-	-
24	Reliance Yearly Interval Fund - Series 5 - Direct Plan Growth Plan	44,96,857	60.4	44,96,857	58.1	44,96,857	53.7
25	Reliance Fixed Horizon Fund - XXV - Series 18 - Direct Plan Growth Plan	40,00,000	50.4	40,00,000	48.3	-	-
26	Sundaram Fixed Term Plan DO 366 Days Direct Growth	-	-	53,60,560	68.3	-	-
27	Birla Fixed Term Plan Series HL - Direct - Gr	-	-	25,62,575	32.7	-	-
28	Birla Fixed Term Plan Series JY - Direct - Gr	35,44,730	44.6	35,44,730	42.8	-	-
29	Birla Fixed Term Plan Series KI - Direct - Gr	56,30,000	70.3	56,30,000	67.5	-	-
30	Birla Fixed Term Plan Series KQ - Direct - Gr	50,36,298	62.7	50,36,298	60.1	-	-
31	Reliance Fixed Horizon Fund Sr 15-Direct Plan - Growth	30,00,000	39.7	30,00,000	38.2	-	-
32	Reliance Yearly Interval Fund Sr 2 367 days	39,95,528	54.9	39,95,528	52.8	39,95,528	48.5
33	Reliance Yearly Interval Fund-Sr-5-Direct Plan - Growth	32,57,927	43.8	32,57,927	42.1	32,57,927	38.9

BSE Limited
 Significant accounting policies and notes to the accounts to the Consolidated Financial Statement
 For the period ended September 30, 2016
 (Rupees in millions, except share and per share data, unless otherwise stated)

11. Other Investments (Continued..)

Sr. No.	Scheme Name	Balance as on September 30, 2016		Balance as on March 31, 2016		Balance as on April 1, 2015	
		Units	Amount	Units	Amount	Units	Amount
34	Reliance Yearly Interval Fund Sr 4 - Direct Plan - Growth	45,67,712	62.1	45,67,712	60.2	45,67,712	55.0
35	Reliance Fixed Horizon Fund XXVI Sr 31 - Direct Plan - Growth	-	-	-	-	40,00,000	42.8
36	DSP BlackRock FMP S161-12M-Growth Direct Maturity 20 April 15	65,49,900	80.7	-	-	-	-
37	HDFC FMP 370D MAR2014 (1) - DIRECT-GROWTH	43,84,836	54.9	-	-	-	-
38	HDFC FMP 371D FEB 2014(2) SR 29 - DIRECT-GROWTH	60,00,000	75.2	-	-	-	-
39	ICICI Prudential Fixed Maturity Plan-Series 73-369 days Plan S - Direct Plan-Cumulative	47,93,668	59.5	-	-	-	-
40	HDFC FMP 370D APR 2014 (2) - DIRECT-GROWTH	40,79,690	50.3	-	-	-	-
41	HDFC FMP 377DAYS MARCH2014 (1) - DIRECT - GR	1,44,68,207	178.9	-	-	-	-
42	ICICI PRUDENTIAL FIXED MATURITY PLAN-SERIES 73-366 DAYS PLAN A - DIRECT PLAN-CUM	32,84,400	41.1	-	-	-	-
43	ICICI PRUDENTIAL FIXED MATURITY PLAN-SERIES 73-369 DAYS PLAN P - DIRECT PLAN-CUM	1,23,03,571	152.2	-	-	-	-
44	RELIANCE FIXED HORIZON FUND - XXV - SERIES 24 - DIRECT GROWTH	50,00,000	62.8	-	-	-	-
45	RELIANCE FIXED HORIZON FUND - XXV - SERIES 26 - DIRECT GROWTH	48,40,140	60.7	-	-	-	-
46	ICICI PRUDENTIAL FIXED MATURITY PLAN-SERIES 74-369 DAYS PLAN I - DIRECT PLAN-CUM	55,65,133	68.7	-	-	-	-
47	ICICI PRUDENTIAL FIXED MATURITY PLAN-SERIES 74-370 DAYS PLAN V - DIRECT PLAN-CUM	40,00,000	48.5	-	-	-	-
48	RELIANCE FIXED HORIZON FUND - XXV - SERIES 26 - DIRECT GROWTH	40,00,000	50.2	-	-	-	-
49	RELIANCE FIXED HORIZON FUND - XXVI - SERIES 31 - DIRECT GROWTH	40,00,000	48.5	-	-	-	-
50	HDFC FMP 370D Jan 2014-1-Direct	-	-	-	-	20,00,000	21.5
	Total		2,392.9		1,645.7		999.8

(b) Earmarked Funds

Investments in Mutual Fund

Units Of Growth Oriented Debt Schemes Of Mutual Funds

1	DHFL Pramerica Fixed Maturity Plan Series 70 (2 Years)- Direct Plan - Growth	1,38,027	1.4	1,38,027	1.4	-	-
	Total		1.4		1.4		

12. Trade Receivables

Particulars	As at September 30, 2016	As at March 31, 2016	As at April 1, 2015
Current			
Trade Receivables			
- Secured, considered good	147.2	131.0	141.5
- Unsecured, considered good	477.1	340.9	206.6
- Doubtful	155.2	115.1	111.4
- Allowance for doubtful debts (expected credit loss allowance)	(155.2)	(115.1)	(111.4)
Total	624.3	471.9	348.1

1. Trade receivables are dues in respect of services rendered in the normal course of business.
2. The Normal credit period allowed by the company ranges from 0 to 60 days.
3. The Company has used a practical expedient by computing the expected credit loss allowance for trade receivables based on a detailed analysis of trade receivable by individual departments.

13. Other Financial assets

Particulars	As at September 30, 2016	As at March 31, 2016	As at April 1, 2015
Non-current			
a Security deposits;			
Deposit with Public Bodies and Others	28.3	25.3	20.8
b Advances and others receivables			
Share Application Money	-	0.4	-
Advance to Staff	9.8	9.2	8.5
Others Receivable from defaulter member	10.4	-	-
Receivable from Punjab & Sind Bank	31.6	31.6	31.7
c Bank deposits with more than 12 months maturity			
Owned fund			
- In Deposit Accounts	1,497.8	1,860.4	508.0
Earmarked fund			
- In Deposit Accounts	767.0	462.8	913.9
Earmarked - SGF			
- In Deposit Accounts	679.4	925.7	-
Total	3,024.3	3,315.4	1,482.9
Current			
a Advances			
Advance To Staff	3.9	4.8	5.0
b Advances to related parties			
Expenses recoverable from subsidiaries	0.6	-	-
c Others			
Deposit with Public Bodies and Others	4.4	7.6	6.6
Receivable from depository participants			
Moongipa Investments Ltd	4.6	4.6	-
Others Receivable from defaulter member	2.6	13.7	78.5
Receivable from Selling Shareholders	82.3	17.0	17.0
d Unsecured and Considered Doubtful			
Deposit made under protest for property tax and	77.1	77.1	77.1
Less: Provision for Doubtful Advances	(77.1)	(77.1)	(77.1)
e Accrued Interest			
Owned			
- On Deposits	49.8	41.3	9.7
- On Investments	760.9	585.8	438.8
Earmarked			
- On Deposits	85.9	42.0	90.8
- On Investments	14.8	28.9	51.8
Earmarked - SGF			
- On Deposits	-	1.3	-
- On Investments	-	0.5	10.8
Total	1,009.8	747.5	709.0

BSE Limited

Significant accounting policies and notes to the accounts to the Consolidated Financial Statement

For the period ended September 30, 2016

(Rupees in millions, except share and per share data, unless otherwise stated)

14. Cash and cash equivalents

Particulars	As at September 30, 2016	As at March 31, 2016	As at April 1, 2015
Current			
Cash on Hand	-	0.1	-
Cheque in Hand	-	3.1	-
Balance with Banks			
Owned fund			
- In Current Accounts	169.5	171.3	116.8
- In Deposit Accounts original maturity less than 90 days	-	100.0	310.0
Earmarked fund			
- In Current Accounts	1,082.0	2,023.4	552.8
- In Deposit Accounts original maturity less than 90 days	1,235.0	1,679.0	2,389.0
Earmarked - SGF			
- In Current Accounts	4.9	8.9	61.2
Total	2,491.4	3,985.8	3,429.8
Bank balance other than above			
Balance with banks			
Owned fund			
- In Deposit Accounts	5,732.8	3,801.9	5,069.5
Earmarked fund			
- In Deposit Accounts	4,382.1	4,354.8	4,164.2
Earmarked - SGF			
- In Deposit Accounts original maturity less than 90 days	1,602.2	850.8	293.3
Total	11,717.1	9,007.5	9,527.0

15. Other assets

Particulars	As at September 30, 2016	As at March 31, 2016	As at April 1, 2015
Non Current			
Gratuity asset (net)	5.7	15.0	21.0
Prepaid Expenses	9.6	9.4	10.6
	15.3	24.4	31.6
Current			
Prepaid Expenses	287.6	52.1	41.6
CENVAT Credit Receivable	65.6	77.3	75.7
CENVAT Credit Receivable (not due)	18.7	13.2	6.8
Advance to Creditors	9.4	11.2	18.6
Capital Advances	0.7	2.2	0.4
Total	382.0	156.0	143.1

16. Equity Share Capital

Particulars	As at September 30, 2016	As at March 31, 2016	As at April 1, 2015
Authorised share capital: 3,000,000,000 (3,000,000,000 as at March 31, 2016) equity shares of ₹ 1/- each	3,000.0	3,000.0	500.0
Issued share capital: 109,176,344 (109,176,344 as at March 31, 2016) equity shares of ₹ 1/- each	109.2	109.2	105.7
Subscribed and Paid-up share capital 107,356,344 (107,356,344 equity shares as at March 31, 2016) equity shares of ₹ 1/- each fully paid-up. Of	107.4	107.4	103.9
Equity Share Capital Suspense Account (Equity shares of ₹ 1 each to be issued as fully paid-up pursuant to the merger of United Stock Exchange of India Limited with the Company under the scheme of amalgamation without the payment being received in cash)	-	-	3.4
Total	107.4	107.4	107.3

Reconciliation of the number of shares outstanding at the beginning and at the end of the reporting period / year

Particulars	As at September 30, 2016	As at March 31, 2016
No. of shares at the beginning of the period / year	10,73,56,344	10,39,27,772
Additions during the period / year*	-	34,28,572
No. of shares at the end of the period / year	10,73,56,344	10,73,56,344

Aggregate number and class of shares allotted as fully paid up by way of bonus shares.

Particulars	As at September 30, 2016	As at March 31, 2016
2008-09	9,44,93,328	9,44,93,328
2009-10 (*)	8,40,000	8,40,000
2010-11 (*)	1,20,000	1,20,000
2011-12 (*)	1,20,000	1,20,000
2012-13 (*)	1,20,000	1,20,000
2013-14 (*)	1,20,000	1,20,000
2014-15 (*)	1,20,000	1,20,000
	9,59,33,328	9,59,33,328

(*) Represent allotment of shares held in abeyance including bonus entitlements on such shares and share issued to shareholders of United Stock Exchange of India Limited.

16. SHARE CAPITAL (Continued..)

(a) The Exchange has only one class of shares referred to as equity shares having a par value of ₹ 1/-. Each holder of equity shares is entitled to one vote per share.

(b) Pursuant to the BSE (Corporatisation & Demutualisation) Scheme, 2005, (the Scheme) the Exchange had allotted 10,000 equity shares of ₹ 1/- each to each of those card based Members of the erstwhile Bombay Stock Exchange Limited whose names appeared on the Register of Members under Rule 64 in accordance with Rules, Bye-laws and Regulations, on the Record Date fixed for the purpose.

(c) Out of the total 95,550,000 equity shares of ₹ 1/- (including 88,200,000 bonus shares of ₹ 1/- each) issuable to the card based Members, the Exchange has allotted 93,730,000 equity shares (93,730,000 equity shares as on March 31, 2015) upon implementation of the BSE (Corporatisation and Demutualisation) Scheme, 2005 ("The Scheme"). The allotment of 18,20,000 equity shares (18,20,000 equity shares as on March 31, 2016) of ₹ 1/- each have been kept in abeyance for specific reasons pursuant to the provisions of the Scheme. However, all corporate benefits as declared from time to time, including dividend and bonus are accrued to all the 95,550,000 equity shares, as per the provisions of the Scheme.

(d) As a part of the demutualisation process, the Exchange in order to fulfill its obligations under the Scheme and the Securities Contracts (Regulation) (Manner of Increasing and Maintaining Public Shareholding in Recognised Stock Exchanges) Regulations, 2006 (the SEBI Regulations) dated 13th November, 2006, and further amendments thereto on 23rd December, 2008, had issued shares to Deutsche Boerse AG (DBAG) and Singapore Exchange Limited (SGX). The Exchange has further agreed to issue additional shares to DBAG and SGX so as to maintain their holding percentage.

(e) i) The holders of equity shares are entitled to dividends, if any, proposed by the board of directors and approved by the shareholder at the Annual General Meeting.

ii) In the event of liquidation of the Company, the holders of equity shares will be entitled to receive any of the remaining assets of the Company, after distribution of preferential amounts. However, no such preferential amounts exists currently. The distribution will be in proportion to the number of equity shares held by the shareholders.

(f) No shareholder holds more than 5 % of the Share Capital of the Company.

17. Other equity excluding non-controlling interests			
Particulars	As at September 30, 2016	As at March 31, 2016	As at April 1, 2015
General Reserve :	7,047.0	7,047.0	7,047.0
Capital Reserve	6,617.9	6,617.9	6,617.9
Capital Reserve on Business Combination	1,053.0	1,053.0	1,053.0
Securities Premium Account :	3,928.5	3,928.5	3,938.9
Retained earnings	7,008.5	6,475.4	6,351.5
Settlement Guarantee Fund	-	-	256.5
Share application money pending allotment	0.1	0.1	0.1
Total	25,655.0	25,121.9	25,264.9

17.1 General reserve

Particulars	As at September 30, 2016	As at March 31, 2016
Opening Balance	7,047.0	7,047.0
Movement	-	-
Closing balance	7,047.0	7,047.0

The general reserve created from time to time transfer profits from retained earnings for appropriation purposes. As the General reserve created by a transfer from one component of equity to another and is not an item of other comprehensive income, items included in general reserve will not be reclassified to the Statement of Profit and Loss.

17.2 Capital reserve

Pursuant to the BSE (Corporatisation & Demutualisation) Scheme, 2005, (the Scheme) the balance in Contribution by Members, Forfeiture of Members Application Money, Technology Reserve, Stock Exchange building, Seth Chunnilal Motilal Library, Charity, Income and Expenditure Account as at 19th August, 2005 as appearing in the Exchange are transferred to Capital Reserve being reserves which shall not be used for purposes other than the operations of the Exchange.

17.3 Securities premium

Particulars	As at September 30, 2016	As at March 31, 2016
Opening Balance	3,928.5	3,938.9
Less: Share issue expense	-	(10.4)
Closing	3,928.5	3,928.5

17.4 Settlement guarantee fund

Particulars	As at September 30, 2016	As at March 31, 2016
Settlement Guarantee Fund		
Opening Balance	-	256.5
Less: Investment Income Accrued to Core Settlement Guarantee Fund	-	(27.9)
Less: Contribution to Core Settlement Guarantee Fund	-	(174.1)
Less: Contribution to Settlement Guarantee Fund	-	(54.5)
Closing balance	-	-

17.5 Retained earnings

Particulars	As at September 30, 2016	As at March 31, 2016
Retained earnings		
Balance at the beginning of the year / period	6,475.4	6,351.5
Reversal Of Excess provision of Dividend Distribution Tax	(12.8)	-
Add: Contribution to Core Settlement Guarantee Fund utilized from Settlement Guarantee Fund	-	174.1
Add: Contribution to Settlement Guarantee Fund	-	54.5
Add: Corpus transferred to Core Settlement Guarantee Fund (Equity Segment)	-	(345.6)
Add: Investment Income Accrued to Core Settlement Guarantee Fund	-	27.9
Total Comprehensive Income during the period / year	1,071.5	1,329.8
Amount available for appropriation	7,534.1	7,592.2
Appropriations		
- Interim Dividend	-	(382.1)
- Dividend	(436.7)	(545.9)
- Tax on Dividend	(88.9)	(188.8)
	7,008.5	6,475.4

The Board of Directors, in its meeting on May 5, 2016, proposed a final dividend of Rs 4/- per equity share and the same was approved by the shareholders at the Annual General Meeting held on June 24, 2016. The amount was recognized as distributions to equity shareholders during the six months ended September 30, 2016 and the total appropriation was Rs 525.6 including corporate dividend tax. (Refer note 4.2 for impact on transition to Ind AS) The amount of per share dividend recognized as distributions to equity shareholders during the year ended March 31, 2016 was 8.5/- per equity share (including interim dividend of Rs 3.5/- per equity share).

18. Other financial liabilities

Particulars	As at September 30, 2016	As at March 31, 2016	As at April 1, 2015
Non-current			
Accrued Employee benefit expenses	38.3	41.6	36.4
Finance lease obligations	-	6.9	12.9
Security deposits (for premise)	10.4	15.4	-
Payable to Service Provider	-	-	0.5
Total	48.7	63.9	49.8
Current			
Owned :			
Deposits Received from Trading Members	900.2	906.2	905.7
Other Deposits Received from Members	539.1	516.3	489.5
Deposits - Others	82.7	78.7	293.9
Accrued Employee benefit expenses	241.8	234.0	187.8
Unpaid dividends	5.6	3.2	2.9
Payables on purchase of fixed assets	40.1	62.1	107.0
Current maturities of finance lease obligations (refer note 18.1 below)	7.1	6.5	5.4
Accrued Interest on finance lease obligations (refer note 18.1 below)	0.1	1.0	1.4
Total (A)	1,816.7	1,808.0	1,993.6
Earmarked :			
From Companies - 1% of their Public Issue (refer note 18.2 below)	1,596.3	1,432.9	1,332.5
Defaulters' Liabilities (refer note 18.2 below)	285.0	670.2	683.9
Withheld Liabilities (refer note 18.2 below)	581.1	567.6	393.9
Others	175.7	133.4	110.6
Total (B)	2,638.1	2,804.1	2,520.9
Clearing and Settlement			
Deposit from Clearing banks	1,380.1	1,380.1	1,380.1
Deposit and Margins from Members	4,765.6	1,815.7	2,115.6
Settlement Obligation payable	0.1	2,969.8	3,036.2
Others	43.2	80.9	14.4
Total (C)	6,189.0	6,246.5	6,546.3
TOTAL (A+B+C+D)	10,643.8	10,858.6	11,060.8

18.1 Secured by the lease asset. Liability is at a fixed rate of interest with original repayment period of 5 years.

18.2 Investments and Bank Deposits have been earmarked against these liabilities.

BSE Limited

Significant accounting policies and notes to the accounts to the Consolidated Financial Statement

For the period ended September 30, 2016

(Rupees in millions, except share and per share data, unless otherwise stated)

19. Provisions

Particulars	As at September 30, 2016	As at March 31, 2016	As at April 1, 2015
Non-current			
Employee benefits			
Provision for gratuity	14.0	8.0	6.5
TOTAL	14.0	8.0	6.5
Current			
Employee benefits			
Compensated Absences	93.3	91.2	76.7
Provision for gratuity	-	1.2	1.2
Others			
Provision for Incentive Scheme for DPs	31.8	28.1	-
TOTAL	125.1	120.5	77.9

BSE Limited

Significant accounting policies and notes to the accounts to the Consolidated Financial Statement

For the period ended September 30, 2016

(Rupees in millions, except share and per share data, unless otherwise stated)

20. Deferred tax balances

Particulars	As at September 30, 2016	As at March 31, 2016	As at April 1, 2015
Deferred tax liabilities	137.0	120.5	136.4
Deferred tax assets	228.9	146.3	109.2
TOTAL	(91.9)	(25.8)	27.2

FY 2016-17

Deferred tax (liabilities) / assets in relation to:

Particulars	Opening balance as at April 1, 2015	Recognised in Profit or loss	Recognised in other comprehensive income	Closing balance as at March 31, 2016	Recognised in Profit or loss	Recognised in other comprehensive income	Closing balance as at September 30, 2016
Property, Plant and Equipment , Intangible assets and goodwill	77.2	(46.9)	-	30.3	1.9	-	32.2
Others (Mainly on mutual fund fair valuation)	59.2	30.8	0.2	90.2	16.4	(1.8)	104.8
	136.4	(16.1)	0.2	120.5	18.3	(1.8)	137.0
MAT Credit entitlement	0.6	34.9	-	35.5	76.2	-	111.7
Impairment of financials assets	26.5	0.4	-	26.9	6.3	-	33.2
Expenses allowed on payment basis	46.7	10.7	-	57.4	4.1	-	61.5
Voluntary Retirement Scheme	35.4	(8.9)	-	26.5	(4.0)	-	22.5
	109.2	37.1	-	146.3	82.6	-	228.9
Total	27.2	(53.2)	0.2	(25.8)	(64.3)	(1.8)	(91.9)

21. Other liabilities

Particulars	As at September 30, 2016	As at March 31, 2016	As at April 1, 2015
Non Current			
Income Received in Advance	11.1	9.5	11.3
	11.1	9.5	11.3
Current			
Owned :			
Income Received in Advance	984.8	191.4	196.5
Advance from Customers	106.3	92.0	87.7
Statutory Remittances	911.4	234.3	996.2
Other Liabilities (Refer Note below)	406.7	290.9	181.2
Contribution Payable to Depository IPF	106.0	77.3	385.2
Contribution Payable to Settlement Guarantee Fund	655.4	514.3	-
Total	3,170.6	1,400.2	1,846.8
Note: Other Liabilities includes :			
a) Investors' Services Fund (ISF):			
Particulars	For the six months ended September 30, 2016	For the six months ended September 30, 2015	For the year ended March 31, 2016
Annual Listing Fees Received for the period	963.5	928.0	999.5
20% of the above (Amount to be Contributed Periodically / Annually)	192.7	185.6	199.9
Expenses incurred on behalf of ISF	84.4	36.2	112.7
Expenses Recoverable (Subject to maximum of the contribution)	84.4	36.2	112.7
As per SEBI directive, from 1996-97, BSE decided to set aside 20% of the Annual listing fees received to an Investors' Services Account. The Exchange has charged all direct expenses incurred towards Investors Services to this Account.			
Particulars	As at September 30, 2016	As at March 31, 2016	As at April 1, 2015
Cummulative balance as at end of period / year	314.0	205.7	118.5
b) Other Liabilities includes dividend for earlier years in respect of shares held in abeyance			
Particulars	As at September 30, 2016	As at March 31, 2016	As at April 1, 2015
Cummulative balance as at end of period / year	77.0	69.8	54.3
c) Investor Education and Awareness Programme:			
During the period, out of the penalty collected on account of late transfer of securities by Depository Participants to beneficial owner accounts, ₹ 0.4 (Previous Year ₹ 1.6) utilized for conducting various investor education and awareness programme. Balance of ₹ 0.3 (Previous year ₹ 0.1) is to be utilised for the said programme has been disclosed in "Other Liabilities".			
d) Beneficial Owner's Protection Fund:			
Particulars	As at September 30, 2016	As at March 31, 2016	
Opening Balance		1.6	1.2
Add : Penalties levied (net)		0.2	0.4
Closing Balance		1.8	1.6

22. Trade payables

Particulars	As at September 30, 2016	As at March 31, 2016	As at April 1, 2015
Non-current			
Payable to service providers	-	-	-
Current			
Payable to service providers	530.7	458.7	388.4
	530.7	458.7	388.4

Disclosures required under section 22 of the Micro, Small and Medium Enterprises Development Act, 2006

(a) Principal amount and interest thereon remaining unpaid at the end of year Interest paid including payment made beyond appointed day during the year / period	-	-	-
(b) Interest due and payable for delay during the year / period	-	-	-
(c) Amount of interest accrued and unpaid as at year end / period end	-	-	-
(d) The amount of further interest due and payable even in the succeeding year / period	-	-	-

23. Income tax asset and liabilities

Particulars	As at September 30, 2016	As at March 31, 2016	As at April 1, 2015
Non Current tax assets			
Income Taxes Paid in Advance (Net of Provisions)	865.5	1,083.3	778.1
TOTAL	865.5	1,083.3	778.1
Current tax liabilities			
Income tax payable	230.7	118.8	90.5
Wealth Tax (Net of Advance)	0.6	0.6	0.2
TOTAL	231.3	119.4	90.7

24. Income from securities services

Particulars	For the quarter ended September 30, 2016	For the quarter ended September 30, 2015	For the six months ended September 30, 2016	For the six months ended September 30, 2015	For the year ended March 31, 2016
Transaction charges	270.6	116.6	485.0	231.6	549.6
Income from Depository Services	385.6	290.3	700.9	527.3	1,226.8
Charges recovered	48.0	46.5	95.4	92.8	190.3
Annual subscription and admission fees	9.0	4.4	17.3	9.2	17.6
Processing fees	6.1	1.8	12.5	4.0	7.2
Treasury Income from Clearing and Settlement Funds	91.1	105.2	175.0	227.1	412.8
Auction Charges	2.4	2.5	4.4	4.3	8.3
TOTAL	812.8	567.3	1,490.5	1,096.3	2,412.6

25. Income from services to corporates

Particulars	For the quarter ended September 30, 2016	For the quarter ended September 30, 2015	For the six months ended September 30, 2016	For the six months ended September 30, 2015	For the year ended March 31, 2016
Listing fees	346.5	323.6	702.9	636.2	1,446.0
Book building software charges	53.6	30.1	72.5	42.3	112.3
Company reinstatement fees	13.4	3.9	21.8	13.2	35.1
Other fees	2.9	2.3	4.7	10.9	17.7
TOTAL	416.4	359.9	801.9	702.6	1,611.1

26. Investment income

Particulars	For the quarter ended September 30, 2016	For the quarter ended September 30, 2015	For the six months ended September 30, 2016	For the six months ended September 30, 2015	For the year ended March 31, 2016
a) Interest income earned on financial assets that are not designated as at fair value through profit or loss					
Bank deposits (at amortised cost)	143.8	118.9	274.7	231.0	486.7
Investments in debt instruments (at amortised cost)	298.1	316.3	605.2	601.6	1,225.9
b) Dividend income					
Dividends from investment in equity shares (designated at cost or at FVTPL)					
Dividend income from others	-	-	-	-	0.6
Dividends from investment in mutual funds (designated at FVTPL)					
Dividend income	41.4	38.0	76.1	100.7	153.5
c) Other gains or losses:					
Net gains / (loss) on derecognition of financial assets measured at amortised cost	-	-	-	-	4.1
Net gain / (loss) on disposal of investment in subsidiary, joint venture and associate measured at cost	-	-	-	-	7.1
Net gain / (loss) on disposal of equity instrument measured at FVTPL	-	-	12.1	(20.6)	(20.6)
Net gains / (loss) arising on financial assets measured at FVTPL	147.0	69.7	214.3	125.3	244.5
TOTAL	630.3	542.9	1,182.4	1,038.0	2,101.8

27. Other income

Particulars	For the quarter ended September 30, 2016	For the quarter ended September 30, 2015	For the six months ended September 30, 2016	For the six months ended September 30, 2015	For the year ended March 31, 2016
Other non-operating income					
Rental income	23.3	26.0	49.1	50.3	100.9
Website income	8.3	8.2	15.7	15.9	28.9
Net gain / (loss) on disposal of property, plant and equipment	0.1	(0.8)	0.1	(0.8)	(0.8)
Training Institute	32.0	29.7	62.4	63.3	131.5
Sale of Software Licenses, Development, Customisation & Maintenance of Software	14.3	16.9	25.8	26.0	59.0
Miscellaneous income	22.1	5.5	108.0	13.9	31.7
TOTAL	100.1	85.5	261.1	168.6	351.2

28. Employee benefits expense

Particulars	For the quarter ended September 30, 2016	For the quarter ended September 30, 2015	For the six months ended September 30, 2016	For the six months ended September 30, 2015	For the year ended March 31, 2016
Salaries, allowances and bonus	275.1	231.8	534.7	451.4	946.9
Contribution to provident and other Funds	13.8	11.1	26.0	21.9	45.2
Staff welfare expenses	11.9	8.9	22.6	19.6	44.7
Compensated absences	16.3	1.9	28.7	14.1	37.0
TOTAL	317.1	253.7	612.0	507.0	1,073.8

29. Administration and other expenses

Particulars	For the quarter ended September 30, 2016	For the quarter ended September 30, 2015	For the six months ended September 30, 2016	For the six months ended September 30, 2015	For the year ended March 31, 2016
Advertising and marketing expenses	10.9	18.2	29.8	32.8	63.1
Amortisation of Preliminary Expenses	-	-	-	-	0.1
Bad debts written off	0.2	-0.8	1.6	2.2	49.5
Building repairs and maintenance expenses	22.4	18.9	41.1	35.9	77.0
Charity and donations	-	-	0.2	-	-
Clearing House Expenses	-	0.9	0.7	1.8	3.7
Computer technology related expenses	165.1	130.8	332.8	268.2	547.5
Contribution to investors service fund	53.2	50.3	96.4	92.8	199.9
Contribution to investors' protection fund	2.6	2.6	4.8	4.7	10.0
Contribution to Depository Investors' Protection Fund	22.7	31.3	28.7	53.0	23.1
Contribution to core settlement guarantee fund	0.4	58.0	0.6	173.4	174.1
Contribution to SEBI	29.3	26.7	60.1	49.4	113.3
Contribution to corporate social responsibility (refer note below 29.1)	3.0	1.6	8.2	3.6	31.4
Data entry charges	5.0	3.4	9.9	6.5	6.5
Datafeed expenses	0.4	4.4	5.0	8.4	8.4
Directors' fees	3.2	2.7	6.7	4.6	9.9
Electricity charges (net of recoveries)	52.3	56.7	103.3	108.6	209.1
Incentive Scheme for DPs	7.2	-	14.4	-	28.2
Insurance	9.7	10.0	19.4	20.7	41.1
Impairment of goodwill	-	-	-	-	78.5
Legal fees	8.2	15.9	20.9	24.9	45.8
Payment to auditors					
a) Statutory audit fee	3.1	2.6	5.9	5.0	8.7
b) Tax audit fee	0.3	0.3	0.6	0.6	1.1
c) Other services	0.2	-	0.4	-	1.1
Professional fees	41.6	30.9	114.0	60.8	181.3
Postage and telephone expenses	15.2	13.5	33.9	35.4	65.8
Printing and stationery	2.8	3.3	5.3	6.3	11.7
Property taxes (net of recoveries)	5.6	6.8	11.8	12.8	24.3
Rebate on transaction charges	-	0.3	-	0.5	0.8
Rent	8.1	8.4	14.7	16.9	28.8
Repairs to other assets	6.6	5.2	10.2	9.4	19.5
SEBI regulatory fees	5.5	5.9	12.0	11.5	23.6
Technology programme	90.9	55.1	164.9	102.2	258.9
Travelling expenses	14.9	12.3	31.5	27.3	60.7
Miscellaneous expenses	20.8	13.5	40.4	31.1	84.3
TOTAL	611.4	589.7	1,230.2	1,211.3	2,490.8

29.1 CSR Expenditure

Particulars	For the quarter ended September 30, 2016	For the quarter ended September 30, 2015	For the six months ended September 30, 2016	For the six months ended September 30, 2015	For the year ended March 31, 2016
a) The gross amount required to be spent by company during the year	*	*	*	*	38.6
* Amount required for the year hence not mentioned					
b) Amount debited to statement of profit and loss account were paid in cash during the respective period / year and were incurred for the purpose other than construction / acquisition of any asset.					

30. Impairment loss on financial assets

Particulars	For the quarter ended September 30, 2016	For the quarter ended September 30, 2015	For the six months ended September 30, 2016	For the six months ended September 30, 2015	For the year ended March 31, 2016
Impairment loss allowance on trade receivable	6.9	19.1	40.0	20.0	10.9
Impairment loss on financial assets carried at cost	-	-	0.5	-	-
TOTAL	6.9	19.1	40.5	20.0	10.9

31. Taxes

(a) Income tax expenses

The major components of income tax expenses for the six month ended September 30, 2016

(i) Profit or loss section

Particulars	For the quarter ended September 30, 2016	For the quarter ended September 30, 2015	For the six months ended September 30, 2016	For the six months ended September 30, 2015	For the year ended March 31, 2016
Current tax expense	197.3	40.7	301.8	99.7	423.7
Deferred tax	(69.9)	3.3	(64.3)	1.8	(53.2)
Total income tax expense recognised in statement of profit & loss	127.4	44.0	237.5	101.5	370.5

(ii) Other comprehensive section

Particulars	For the quarter ended September 30, 2016	For the quarter ended September 30, 2015	For the six months ended September 30, 2016	For the six months ended September 30, 2015	For the year ended March 31, 2016
Remeasurements of the defined benefit plans;	(2.3)	(1.7)	(1.8)	(1.4)	0.2
Total income tax expense recognised in other comprehensive income	(2.3)	(1.7)	(1.8)	(1.4)	0.2

(b) Reconciliation of effective tax rate

Particulars	For the six months ended September 30, 2016	For the six months ended September 30, 2015	For the year ended March 31, 2016
(A) Income before income tax	1,519.2	890.4	2,119.4
(B) Enacted tax rate in india	34.608%	34.608%	34.608%
(C) Expected tax expenses	525.8	308.1	733.5
(D) Other than temporary differences			
Investment Income	(516.1)	(685.6)	(1,079.2)
Income from House Property and Related expenditure	(10.0)	(16.2)	(19.9)
Expenses disallowed / (allowed)	32.3	(154.8)	(315.8)
Total	(493.8)	(856.6)	(1,414.9)
(E) Temporary difference			
Difference between book balance and tax balance of property plant and equipments, intangible assets and goods	(8.2)	86.4	135.9
Disallowances under Section 43 B of the Income Tax Act, 1961	(2.4)	(6.4)	43.7
Fair Value of Investments	(113.1)	(113.1)	(218.4)
Other (Provision for doubtful debts, deposits, fair value adjustments etc.)	52.1	(11.8)	(7.2)
Tax saving due to reduced rate on capital gain	-	-	-
Interest As per ICDS	22.4	38.4	29.8
Business Loss Carried Forward	(251.5)	259.4	433.7
Total	(300.7)	252.9	417.5
(F) Net adjustments	(794.5)	(603.7)	(997.4)
(G) Tax expenses / saving on net adjustments	(275.0)	(208.9)	(345.2)
(H) Tax saving due to reduced rate on capital gain / earlier year adjustments	(25.2)	0.5	0.5
(I) Minimum Alternate tax credit recognised in deferred tax assets	76.2	-	34.9
(J) Current tax recognised in profit and loss	301.8	99.7	423.7
(I) Current tax recognised in other comprehensive income	-	-	-

BSE Limited**Significant accounting policies and notes to the accounts of Consolidated Financial Statements****For the period ended September 30, 2016****(Rupees in millions, except share and per share data, unless otherwise stated)****32. Earnings per share (EPS)**

Reconciliation of number of equity shares used in the computation of basic and diluted earnings per share is set out below:

Particulars	For the quarter ended		For the six months / year ended		
	September 30, 2016	September 30, 2015	September 30, 2016	September 30, 2015	March 31, 2016
Weighted average number of equity shares (issued share capital) outstanding during the period for the calculation of basic EPS	10,91,76,344	10,91,76,344	10,91,76,344	10,91,76,344	10,91,76,344
Effect of dilutive equity shares outstanding during the period	-	-	-	-	-
Weighted average number of equity shares (issued share capital) outstanding during the period for the calculation of dilutive EPS	10,91,76,344	10,91,76,344	10,91,76,344	10,91,76,344	10,91,76,344
Face Value per Share	₹ 1 each	₹ 1 each	₹ 1 each	₹ 1 each	₹ 1 each
Profit after tax before exceptional items (net of tax and non controlling interest)	686.9	447.6	1,212.8	815.1	1,733.2
Profit after tax after exceptional items	639.9	344.9	1,076.9	662.5	1,329.3
Basic and Diluted EPS before exceptional items (net of tax and non controlling interest)	6.29	4.10	11.11	7.47	15.87
Basic and Diluted EPS after exceptional items	5.86	3.16	9.86	6.07	12.18

*In accordance with Ind AS on Earnings per share, basic and diluted earnings per share is adjusted for bonus issue for previous period presented.

33. Lease**33.1 Finance Lease**

- (i) Assets acquired on finance lease mainly comprise computer equipments.
- (ii) The Minimum lease rentals and the present value of minimum lease payments in respect of assets acquired under finance lease are as follows:

Sr · N o.	Particulars	Minimum Lease Payments			Present value of Minimum Lease Payments		
		As on September 30, 2016	As on March 31, 2016	As on April 1, 2015	As on September 30, 2016	As on March 31, 2016	As on April 1, 2015
1	Payable not later than 1 Year	7.9	7.5	7.5	7.1	6.0	5.4
2	Payable later than 1 Year and not later than 5 Years	-	7.5	14.9	-	6.7	12.7
	Total	7.9	15.0	22.4	7.1	12.7	18.1
	Less : Future Finance Charges	0.8	2.3	4.3			
	Present Value of Minimum Lease Payments	7.1	12.7	18.1			

No contingent rent recognised / (adjusted) in the statement of profit and loss in respect of finance lease.

BSE Limited**Significant accounting policies and notes to the accounts of Consolidated Financial Statements****For the period ended September 30, 2016****(Rupees in millions, except share and per share data, unless otherwise stated)****33.2 Operating lease**

Lease rental expense under non-cancellable operating lease during the period ended September 30, 2016 amounted to Nil (for the period ended September 30, 2015 and year ended March 31, 2016 : Nil and Nil respectively). Future minimum lease payments under non-cancellable operating lease are as below:

Particulars	As at		
	September 30, 2016	March 31, 2016	April 1, 2015
Payable – Not later than one year	Nil	Nil	Nil
Payable – Later than one year and not later than five years	Nil	Nil	Nil
Payable – Later than five years	Nil	Nil	Nil

Additionally, the Company leases office facilities and residential facilities under cancellable operating leases. The rental expense under cancellable operating lease during the period ended September 30, 2016 was ₹ 14.7 (for the period ended September 30, 2015 and year ended March 31, 2016: 16.9 and ₹ 28.8 respectively).

34. Financial instruments

The carrying value and fair value of financial instruments by categories as at September 30, 2016, March 31, 2016 and April 1, 2015 is as follows:

Particulars	Carrying Value			Fair Value		
	September 30, 2016	March 31, 2016	April 1, 2015	September 30, 2016	March 31, 2016	April 1, 2015
i) Financial assets						
a) Amortised Cost						
Investment in debt instruments	14,487.4	16,696.9	18,524.6	15,320.0	17,182.5	18,799.9
Trade receivable	624.3	471.9	348.1	624.3	471.9	348.1
Cash and cash equivalents	2,491.4	3,985.8	3,429.8	2,491.4	3,985.8	3,429.8
Bank balances other cash and cash equivalents	11,717.1	9,007.5	9,527.0	11,717.1	9,007.5	9,527.0
Other financial assets	4,034.1	4,062.9	2,191.9	4,034.1	4,062.9	2,191.9
Total	33,354.3	34,225.0	34,021.4	34,186.9	34,710.6	34,296.7
b) FVTPL						
Investment in equity instruments	30.1	0.1	20.7	30.1	0.1	20.7
Investment in mutual funds	7,677.9	4,436.0	4,467.0	7,677.9	4,436.0	4,467.0
Total	7,708.0	4,436.1	4,487.7	7,708.0	4,436.1	4,487.7
c) Others						
Investment in subsidiaries, joint ventures and associates	20.4	15.2	132.4	20.4	15.2	132.4
ii) Financial liabilities						
a) Amortised Cost						
Trade payables	530.7	458.7	388.4	530.7	458.7	388.4
Other financial liabilities	10,643.8	10,858.6	11,060.8	10,643.8	10,858.6	11,060.8
Total	11,174.5	11,317.3	11,449.2	11,174.5	11,317.3	11,449.2

The management assessed that fair value of cash and short-term deposits, trade receivables, trade payables and other current financial assets and liabilities approximate their carrying amounts largely due to the short-term maturities of these instruments.

BSE Limited**Significant accounting policies and notes to the accounts of Consolidated Financial Statements****For the period ended September 30, 2016****(Rupees in millions, except share and per share data, unless otherwise stated)**

The fair value of the financial assets and liabilities is included at the amount at which the instrument could be exchanged in a current transaction between willing parties, other than in a forced or liquidation sale.

The following methods and assumptions were used to estimate the fair values:

(a) The fair value of the quoted bonds and mutual fund are based on price quotations at reporting date. The fair value of unquoted instruments and other financial liabilities, as well as other non-current financial liabilities is estimated by discounting future cash flows using rates currently available for debt on similar terms, credit risk and remaining maturities.

(b) The fair values of the unquoted equity shares have been estimated using a discounted cash flow model. The valuation requires management to make certain assumptions about the model inputs, including forecast cash flows, discount rate, credit risk and volatility, the probabilities of the various estimates within the range can be reasonably assessed and are used in management's estimate of fair value for these unquoted equity investments.

Fair value hierarchy

Level 1 - Quoted prices (unadjusted) in active markets for identical assets or liabilities.

Level 2 – Inputs other than quoted prices included within Level 1 that are observable for the asset or liability, either directly (i.e. as prices) or indirectly (i.e. derived from prices).

Level 3 - Inputs for the assets or liabilities that are not based on observable market data (unobservable inputs).

Particulars	Fair values As at September 30, 2016	Fair values As at March 31, 2016	Fair values As at April 1, 2015	Fair Value Hierarchy (Level)
i) Financial assets				
a) Amortised Cost				
Investment in debt instruments	15,320.0	17,182.5	18,799.9	Level 1 and Level 3
Trade receivable	624.3	471.9	348.1	Level 3
Cash and cash equivalents	2,491.4	3,985.8	3,429.8	Level 1
Bank balances other cash and cash equivalents	11,717.1	9,007.5	9,527.0	Level 2
Other financial assets	4,034.1	4,062.9	2,191.9	Level 3
Total	34,186.9	34,710.6	34,296.7	
b) FVTPL				
Investment in equity instruments	0.1	20.7	0.1	Level 3
Investment in mutual funds	4,436.0	4,467.0	4,436.0	Level 1
Total	4,436.1	4,487.7	4,436.1	
ii) Financial liabilities				
Amortised Cost				
Trade paybles	530.7	458.7	388.4	Level 3
Other financial liabilities	10,643.8	10,858.6	11,060.8	Level 3
Total	11,174.5	11,317.3	11,449.2	

BSE Limited

Significant accounting policies and notes to the accounts of Consolidated Financial Statements

For the period ended September 30, 2016

(Rupees in millions, except share and per share data, unless otherwise stated)

35. Financial risk management

The Company's principal financial liabilities, comprise trade and other payables. The main purpose of these financial liabilities is to support its operations. The Company's principal financial assets include trade and other receivables, and cash and short-term deposits that derive directly from its operations.

The Company's activities expose it to a variety of financial risks: market risk, credit risk and liquidity risk. The Company's primary focus is to foresee the unpredictability of financial markets and seek to minimize potential adverse effects on its financial performance. The Company's exposure to credit risk is influenced mainly by the individual characteristic of each customer and the concentration of risk from the top few customers.

It is the Company's policy that no trading in derivative for speculative purposes maybe undertaken. The Board of Directors reviews and agrees policies for managing each of these risks, which are summarised below:

Credit risk

Credit risk is the risk of financial loss to the Company if a customer or counterparty to a financial instrument fails to meet its contractual obligations, and arises principally from the Company's receivables from customers and investment securities. Credit risk arises from cash held with banks and financial institutions, as well as credit exposure to clients, including outstanding accounts receivable. The maximum exposure to credit risk is equal to the carrying value of the financial assets. The objective of managing counterparty credit risk is to prevent losses in financial assets. The Company assesses the credit quality of the counterparties, taking into account their financial position, past experience and other factors.

Trade and other receivables

The Company's exposure to credit risk is influenced mainly by the individual characteristics of each customer.

The demographics of the customer, including the default risk of the industry in which the customer operates, also has an influence on credit risk assessment.

Company provides the stock exchange services to its listed customers and registered members (who have provide the collaterals and other securities for trading done on its platform), hence company operates with large number of customers portfolio and its revenue is not concentrated on small number of customers.

None of the customers accounted for more than 10% of the receivables and revenue for the period ended September 30, 2016. None of the customers accounted for more than 10% of the receivables and revenue for the period ended September 30, 2015. None of the customers accounted for more than 10% of the receivables and revenue for the year ended March 31, 2016.

Investments

The Company limits its exposure to credit risk by making investment as per the investment policy. Further investment committee of company review the investment portfolio on monthly basis and recommend or provide suggestion to the management. The company does not expect any losses from non- performance by these counter-parties, and does not have any significant concentration of exposures to specific industry sectors.

Liquidity risk

Liquidity risk is the risk that the Company will not be able to meet its financial obligations as they become due. The Company manages its liquidity risk by ensuring, as far as possible, that it will always have sufficient liquidity to meet its liabilities when due.

The Company's corporate treasury department is responsible for liquidity, funding as well as settlement management. In addition, processes and policies related to such risks are overseen by senior management.

BSE Limited**Significant accounting policies and notes to the accounts of Consolidated Financial Statements****For the period ended September 30, 2016****(Rupees in millions, except share and per share data, unless otherwise stated)**

The working capital position of the Company is given below:

Particulars	As at		
	September 30, 2016	March 31, 2016	April 1, 2015
Cash and cash equivalents	2,491.4	3,985.8	3,429.8
Bank balance other than cash and cash equivalents	11,717.1	9,007.5	9,527.0
Current Investment	8,525.8	5,704.5	8,773.0
Total	22,734.3	18,697.8	21,729.8

The table below provides details regarding the contractual maturities of significant financial liabilities as at September 30, 2016, March 31, 2016 and April 1, 2015

Particulars	As at		
	September 30, 2016	March 31, 2016	April 1, 2015
Trade payable	530.7	458.7	388.4
Other financial liabilities	10,643.8	10,858.6	11,060.8
Total	11,174.5	11,317.3	11,449.2

Foreign Currency risk

The Company's exchange risk arises from its foreign operations, foreign currency revenues and expenses, (primarily in U.S. dollars and euros). Company's revenues insignificant portion are in these foreign currencies, while a significant portion of its costs are in Indian rupees.

As a result, if the value of the Indian rupee appreciates relative to these foreign currencies, the Company's revenues measured in rupees may decrease. The exchange rate between the Indian rupee and these foreign currencies has changed substantially in recent periods and may continue to fluctuate substantially in the future. Due to lesser quantum of revenue and expenses from foreign currencies company is not much exposed to foreign currency risk.

Interest rate risk

Interest rate risk is the risk that the fair value or future cash flows of a financial instrument will fluctuate because of changes in market interest rates. The Company's exposure to the risk of changes in market interest rates relates primarily to the Company's long-term / short- term investment with floating interest rates.

Interest rate risk primarily arises from floating rate investment. The Company's investments in floating rate are primarily short-term, which do not expose it to significant interest rate risk.

36. Capital management

The Company's policy is to maintain a strong capital base so as to maintain investor, creditor and market confidence and to sustain future development of the business. The Company monitors the return on capital as well as the level of dividends on its equity shares. The Company's objective when managing capital is to maintain an optimal structure so as to maximize shareholder value.

BSE Limited

Significant accounting policies and notes to the accounts of Consolidated Financial Statements

For the period ended September 30, 2016

(Rupees in millions, except share and per share data, unless otherwise stated)

Particulars	As at		
	September 30, 2016	March 31, 2016	April 1, 2015
Total equity attributable to the equity share holders of the company	25,762.4	25,229.3	25,372.2
As percentage of total capital			
Current borrowings	-	-	-
Non-current borrowings	-	-	-
Total borrowings	-	-	-
As percentage of total capital	-	-	-
Total Capital (borrowings and equity)	25,762.4	25,229.3	25,372.2

The Company is predominantly equity financed which is evident from the capital structure table. Further, the company has always been a net cash company with cash and bank balances along with investment which is predominantly investment in liquid and short term mutual funds being far in excess of debt.

37. Related party transactions

Sr.	Control	Entities
a.	Subsidiary Companies (not consolidated)	
		BSE CSR Integrated Foundation (w.e.f March 7, 2016)
		BFSI Sector Skill Council of India
		BIL - Ryerson Technology Startup Incubator Foundation
b.	Trusts set-up by the Company	The Stock Exchange Investors' Protection Fund
		The Stock Exchange Education & Research Services
		The Stock Exchange Foundation
		The Stock Exchange Charities
		Seth K. R. P. Shroff Stock Exchange Sarvajanik Fund
		Shri Phiroze Jeejeebhoy Memorial Trust
c.	Joint Venture Company	BOI Shareholding Limited (upto January 8, 2016)
		Asia Index Private Limited
d.	Associates	Institutional Investor Advisory Services India Limited (upto January 5, 2016)
e.	Key Management Personnel and their relatives	Shri Ashishkumar Chauhan - Managing Director and Chief Executive Officer
		Mr. Sudhakar Rao - Chairman
		Dr. K. Kasturirangan - Public Interest Director
		Mr. Dhirendra Swarup - Public Interest Director
		Mr. Vikramajit Sen - Public Interest Director
		Mr. Sumit Bose - Public Interest Director
		Dr. Sriprakash Kothari - Shareholder Director
		Mr. Sethurathnam Ravi - Public Interest Director
		Ms. Usha Sangwan - Shareholder Director
		Ms. Rajeshree Sabnavis - Shareholder Director
		Mr. Thomas Bendixen - Shareholder Director

Following are the transactions with related and the period-end balances:

BSE Limited

Significant accounting policies and notes to the accounts of Consolidated Financial Statements

For the period ended September 30, 2016

(Rupees in millions, except share and per share data, unless otherwise stated)

Particulars	For the period / year ended		
	September 30, 2016	September 30, 2015	March 31, 2016
Subsidiary Companies			
Income			
BFSI Sector Skill Council of India			
Rent and Infrastructure Charges	0.5	0.2	0.6
Administrative and Other Expenses (Recoveries)	0.1	-	0.1
Trusts set-up by the Company			
Income			
The Stock Exchange Investors' Protection Fund			
Administrative and Other Expenses (Recoveries)	19.3	28.8	47.1
Rent	1.9	2.1	2.6
Expenditure			
Contribution to IPF (a proportion of listing fee)	9.6	9.3	10.0
Reimbursement for IFRS Foundation	-	46.0	46.0
Rent	2.1	3.0	4.8
Joint Ventures:			
Income			
BOI Shareholding Limited (upto January 8, 2016)			
Miscellaneous Income	-	-	0.1
Asia Index Private Limited			
Rent and Infrastructure Charges	6.9	6.9	13.8
Administrative and Other Expenses (Recoveries)	1.5	1.3	3.2
Associate			
Income			
Institutional Investor Advisory Services India Limited (upto January 5, 2016)			
Rent and Maintenance Charge	-	1.4	2.9
Administrative and Other Expenses (Recoveries)	-	0.3	0.4
Expenditure			
Institutional Investor Advisory Services India Limited (upto January 5, 2016)			
Professional fees	-	0.7	0.7
Expenditure			
Salaries, Allowances and Bonus*			
Shri Ashishkumar Chauhan	22.2	19.8	32.7

*Excludes the variable pay of the prior years which has been paid in the current quarter based on Securities Contract (Regulations) (Stock Exchanges and Clearing Corporations) Regulations 2012.

BSE Limited

Significant accounting policies and notes to the accounts of Consolidated Financial Statements

For the period ended September 30, 2016

(Rupees in millions, except share and per share data, unless otherwise stated)

Particulars	As at		
	September 30, 2016	March 31, 2016	April 1, 2016
Assets			
Investments			
BSE CSR Integrated foundation	0.5	-	-
BFSI Sector Skill Council of India	10.5	10.5	10.5
BIL - Ryerson Technology Startup Incubator Foundation	0.1	0.1	-
Share Application Money			
BSE CSR Integrated Foundation (w.e.f March 7, 2016)	-	0.4	-
Trusts set-up by the Company			
Assets			
Receivable			
The Stock Exchange Investors' Protection Fund	8.0	5.8	13.1
Liabilities			
Deposit			
The Stock Exchange Investors' Protection Fund	0.6	0.6	0.6
Joint ventures			
Assets			
Investments			
BOI Shareholding Limited (up to January 8, 2016)	-	-	9.8
Asia Index Private Limited	0.1	0.1	0.1
Receivable			
Asia Index Private Limited	0.2	-	-
Liabilities			
Payable			
Asia Index Private Limited	-	0.3	0.2
Deposit			
Asia Index Private Limited	-	9.2	9.2
Associate			
Assets			
Investments			
Institutional Investor Advisory Services India Limited (upto January 5, 2016)	-	-	40.0
Liabilities			
Deposit			
Institutional Investor Advisory Services India Limited (upto January 5, 2016)	-	1.5	1.5

BSE Limited**Significant accounting policies and notes to the accounts of Consolidated Financial Statements****For the period ended September 30, 2016****(Rupees in millions, except share and per share data, unless otherwise stated)****38. Contingent liabilities**

Sr. No.	Particulars	As at September 30, 2016	As at March 31, 2016	As at April 1, 2015
a)	Claims against the Exchange not acknowledged as debts in respect of :			
	i) Income tax matters	213.9	287.0	276.5
	ii) Service tax matters	399.3	226.2	229.8
	iii) Department of telecommunication license matters (Refer Note below)	40.1	40.1	40.1
	iv) Other matters	1,039.4	1,040.3	1,051.0
	v) Out of 'iv' above other matters in the opinion of the Management are remote	1,036.3	1,037.0	1,039.4
b)	Guarantees given by the Exchange to the loan provider: Aggregate loans outstanding from employees of the Exchange as on date. The employees have mortgaged their flats / properties with the loan provider.	4.8	4.8	6.0

Note:

During the year 2012-13, the Exchange had received notices from Department of Telecommunication (DoT), Government of India to pay a revised VSAT Network License Fees, Royalty etc. aggregating ₹ 63.6 against which an amount of ₹ 23.5 was paid and expensed during the earlier years. In respect of the balance amount of ₹ 40.1 the Management filed a reply, after legal consultations, with DoT challenging the claim stating that the demand notices were based on an incorrect interpretation of the existing guidelines / orders. Hence no provision for the same was made in the accounts and the amounts have been considered as a Contingent Liability.

39. Capital commitments

Estimated amount of contracts remaining to be executed on capital account and not provided for as at September 30, 2016 is ₹ 78.1 (March 31, 2016 & April 1, 2015 : ₹ 114.2 and ₹ 317.8 respectively).

40. The CEO & MD of the company has been identified as the Chief Operating Decision Maker (CODM) as defined by Ind AS 108, Operating Segments. The CODM evaluates the Company's performance and allocates resources based on an analysis of various performance indicators by industry classes. Accordingly, segment information has been presented for industry classes.

The "Company" or the "Exchange" operates two Business Segments i.e. "Facilitating Trading in Securities and other related ancillary Services" and Depository and other related ancillary Services, these reportable Segments as per Indian Accounting Standard 108 "Operating Segments". The reportable business segments are in line with the segment wise information which is being presented to the CODM.

BSE Limited

Significant accounting policies and notes to the accounts of Consolidated Financial Statements

For the period ended September 30, 2016

(Rupees in millions, except share and per share data, unless otherwise stated)

Particulars	For the six months ended September 30, 2016	For the six months ended September 30, 2015	For the year ended March 31, 2016
Segment Revenue			
(a) Stock Exchange Activity	2,655.3	2,201.0	4,691.9
(b) Depository Activity	913.0	716.2	1,603.8
Total	3,568.3	2,917.2	6,295.7
Less : Inter Segment Revenue	-	-	-
Total Segment Revenue	3,568.3	2,917.2	6,295.7
Segment Results before Exceptional Items			
(a) Stock Exchange Activity	1,373.9	987.3	2,121.2
(b) Depository Activity	646.7	444.3	1,078.4
Total	2,020.6	1,431.6	3,199.6
Less : Exceptional Items	207.9	233.4	466.0
Segment Results after Exceptional Items			
(a) Stock Exchange Activity	1,166.0	753.9	1,324.2
(b) Depository Activity	646.7	444.3	1,409.4
Total Segment Results	1,812.7	1,198.2	2,733.6
Add : Unallocated Corporate Income	290.8	197.0	408.1
Less : Unallocated Corporate Expenses	584.3	504.8	1,022.3
Net profit before tax, share of joint ventures and associate	1,519.2	890.4	2,119.4
Less : Provision for taxation	237.5	101.5	370.5
Profit after taxation	1,281.7	788.9	1,748.9

Particulars	As at September 30, 2016	As at March 31, 2016	As at April 1, 2015
Segment Assets			
(a) Stock Exchange Activity	35,546.1	33,268.9	33,273.0
(b) Depository Activity	5,833.0	5,368.6	4,918.9
Total Segment Assets	41,379.1	38,637.5	38,191.9
Unallocated Assets	3,517.8	3,763.8	3,272.4
Total Assets	44,896.9	42,401.3	42,101.9
Segment Liabilities			
(a) Stock Exchange Activity	15,381.6	13,958.2	13,371.0
(b) Depository Activity	883.7	525.7	792.4
Total Segment Liabilities	16,265.3	14,483.9	14,163.4
Unallocated Liabilities	430.6	315.4	508.6
Total Liabilities	16,695.9	14,799.3	14,672.0

BSE Limited

Significant accounting policies and notes to the accounts of Consolidated Financial Statements

For the period ended September 30, 2016

(Rupees in millions, except share and per share data, unless otherwise stated)

Particulars	For the six months ended September 30, 2016	For the year ended March 31, 2016
Fixed Asset acquired during the year/period		
(a) Stock Exchange Activity	105.9	279.7
(b) Depository Activity	27.7	6.5
Total Fixed Asset Addition	133.6	286.2
Unallocated Fixed Asset Addition	69.3	294.9
Total Fixed Asset Addition	202.9	581.1
Depreciation and amortisation		
(a) Stock Exchange Activity	140.4	316.6
(b) Depository Activity	9.9	28.3
Total Depreciation and amortisation	150.3	344.9
Unallocated Depreciation and amortisation	93.8	191.8
Total Depreciation and amortisation	244.1	536.7

41. Additional information as required by Paragraph 2 of the General Instructions for Preparation of Consolidated Financial Statements to Schedule III to the Companies Act, 2013

Name of the entity in the	September 30, 2016		March 31, 2016		April 1, 2015	
	Net assets, i.e., total assets minus total liabilities					
	As % of consolidated net assets	Amount	As % of consolidated net assets	Amount	As % of consolidated net assets	Amount
Indian Direct Subsidiaries						
Indian Clearing Corporation Limited	100%	3,775.7	100%	3,678.1	100%	4,889.7
Marketplace Technologies Private Limited	100%	235.0	100%	239.2	100%	195.5
BSE Institute Limited	100%	531.5	100%	539.6	100%	540.2
Central Depository Services (India) Limited	100%	5,037.0	100%	4,933.1	100%	4,301.4
BSE Investments Limited (w.e.f March 28, 2014)	100%	0.6	100%	0.6	100%	0.6
BSE Sammaan CSR Limited (w.e.f September 10, 2015)	100%	23.8	100%	0.6	-	-
Share of Non-controlling Interest in all Subsidiaries	100%	2,438.5	100%	2,372.7	100%	2,057.7
Indian Joint Ventures						
BOI Shareholding Limited (Upto January 8, 2016)	-	-	-	-	49%	126.4
Asia Index Private Limited	50%	19.8	50%	14.6	50%	5.5
Indian Associate						

BSE Limited
Significant accounting policies and notes to the accounts of Consolidated Financial Statements
For the period ended September 30, 2016
(Rupees in millions, except share and per share data, unless otherwise stated)

Name of the entity in the	September 30, 2016		March 31, 2016		April 1, 2015	
	Net assets, i.e., total assets minus total liabilities					
	As % of consolidated net assets	Amount	As % of consolidated net assets	Amount	As % of consolidated net assets	Amount
Institutional Investor Advisory Services India Limited (Upto January 5, 2016)	-	-	-	-	30%	25.6

Name of the entity in the	For the six months ended September 30, 2016		For the six months ended September 30, 2015		For the year ended March 31, 2016	
	Share of profit or loss					
	As % of consolidated net Profit and Loss	Amount	As % of consolidated net Profit and Loss	Amount	As % of consolidated net Profit and Loss	Amount
Indian Direct Subsidiaries						
Indian Clearing Corporation Limited	100%	283.4	100%	312.5	100%	553.3
Marketplace Technologies Private Limited	100%	(93.9)	100%	(70.7)	100%	(150.4)
BSE Institute Limited	100%	7.9	100%	20.8	100%	46.3
Central Depository Services (India) Limited	100%	447.4	100%	310.2	100%	962.2
BSE Investments Limited (w.e.f March 28, 2014)	100%	-	100%	(0.1)	100%	(0.1)
BSE Sammaan CSR Limited (w.e.f September 10, 2015)	100%	(1.8)	100%	-	100%	(0.5)
Share of Non-controlling Interest in all Subsidiaries	100%	(210.1)	100%	(140.1)	100%	(442.0)
Indian Joint Ventures						
BOI Shareholding Limited (Upto January 8, 2016)	-	-	49%	11.2	49%	16.2
Asia Index Private Limited	50%	5.3	50%	4.3	50%	8.9
Indian Associate						
Institutional Investor Advisory Services India Limited (January 5, 2016)	-	-	30%	(1.8)	30%	(2.7)

Note: Above information has been prepared based on consolidated financials of Subsidiaries wherever applicable.

BSE Limited**Significant accounting policies and notes to the accounts of Consolidated Financial Statements****For the period ended September 30, 2016****(Rupees in millions, except share and per share data, unless otherwise stated)****42. Non-controlling Interest Reconciliation**

Particulars	For the six months ended September 30, 2016	For the year ended March 31, 2016
Opening Balance	2,372.7	2,057.7
Add: Share of profit		
Profit for the year / period	210.1	442.0
Other comprehensive income for the year / period	(0.1)	(0.2)
Less : Share in Dividend and dividend distribution tax	(144.1)	(,26.8)
Closing Balance	2,438.6	2,372.7

43. The following regulation / circulars issued by SEBI from time to time requires the recognition by the Company of a Settlement Guarantee Fund and the transfer of the same to its clearing corporation and the contribution of a Minimum Required Corpus to a Core Settlement Guarantee Fund from time to time:

43.1 As per Regulation 33 of The Securities Contracts (Regulations) (SECC) Regulations, 2012 (the "Regulation") issued on June 20, 2012, every recognized stock exchange is required to transfer twenty five percent of its annual profits every period / year to a fund of the recognized clearing corporation which clears and settles trades executed on that stock exchange to guarantee the settlement of trades.

43.2 As per Circular CIR/MRD/DRMNP/25/2014 dated August 27, 2014 issued by the Securities & Exchange Board of India ("SEBI") regarding a Core Settlement Guarantee Fund, every stock exchange shall contribute at least 25% of the Minimum Required Corpus (can be adjusted against transfer of profit by Stock Exchange as per Regulation 33 of SECC Regulations) to a Core Settlement Guarantee Fund established and maintained by its clearing corporation.

43.3 Further, a clarification was issued as per Circular No SEBI/HO/MRD/DRMNP/CIR/P/2016/54 dated May 4, 2016 based on a recommendation given by the Expert Committee constituted by SEBI. It was clarified that twenty five per cent of profits till the date of amendment of Regulation 33 of SECC Regulations, 2012, shall be transferred by the Stock Exchange to the Core SGF maintained by Clearing Corporation within such time as may be specified by SEBI.

43.4 Thereafter, on August 29, 2016, SEBI has amended Regulation 33 of SECC Regulations, 2012. Accordingly, the Company has made provision for transfer of twenty-five percent of its profit till August 29, 2016 (pro-rata based on profit for the six months ended September 30, 2016), being the date of the amendment, towards Settlement Guarantee Fund.

The above Regulations / Circulars were given effect to in the Financial Statements as under:

(i) The Company deposited ₹ 257.9 (including interest) towards the Minimum Required Corpus (MRC) to the Core Settlement Guarantee Fund established and maintained by its clearing corporation (a wholly owned subsidiary) during FY 2014-15.

(ii) The deposit amount of ₹ 257.9 was accounted as prior period item and adjusted to opening retained earnings in total equity.

(iii) The Exchange's contribution of ₹ 174.1 towards the MRC has been charged to the Statement of Profit and Loss under the head "Administration and Other Expenses" during the year ended March 31, 2016. The contribution to the Core SGF has been adjusted against the transfer of profit by the Company as per the Regulation mentioned above.

(iv) Based on the clarification included in SEBI circular SEBI/HO/MRD/DRMNP/CIR/P/2016/54 dated May 4, 2016 (the "2016 circular") the provision of 25% of profits has to be made and transferred to the Settlement

BSE Limited

Significant accounting policies and notes to the accounts of Consolidated Financial Statements

For the period ended September 30, 2016

(Rupees in millions, except share and per share data, unless otherwise stated)

Guarantee Fund (SGF). Accordingly, the cumulative amount required to be provided and transferred to the said SGF till March 31, 2016 amounts to ₹ 974.2 being 25% of the profits of the Company after tax, before making such contribution for FY 2012-13 to FY 2015-16. The Exchange had already contributed and charged ₹ 432.0 to the Statement of Profit and Loss towards 25% of the MRC to the Core Settlement Guarantee Fund as explained above. After adjusting the investment income accrued on the Company's contribution to the Core SGF for the period up to March 31, 2016 of ₹ 27.9, the balance amount of ₹ 514.3 (including ₹ 459.8 for FY 2015-16) is now charged to the Statement of Profit and Loss as an "Exceptional Item". The amount payable by the Exchange in respect of the SGF as at March 31, 2016 has been disclosed under the head "Other current liabilities" and is payable to the Core Settlement Guarantee Fund within such time as specified by SEBI.

(v) During the six months ended September 30, 2016 ₹ 207.9 has been charged to the Statement of Profit and Loss, being 25% of the profits earned till August 29, 2016 (pro-rata based on profit for the six months ended September 30, 2016), as an "Exceptional Item". As at September 30, 2016 the amount of ₹ 655.4 payable by the Exchange in respect of the SGF has been disclosed under the head "Other current liabilities" and is payable to the Core Settlement Guarantee Fund within such time to be specified by SEBI.

44. SEBI had issued Depositories and Participants (Amendment) Regulations, 2012 on September 11, 2012 (the "2012 Regulations"). According to the 2012 Regulations, depositories are required to establish and maintain an Investor Protection Fund (the "IPF") for the protection of interest of beneficial owners and every depository is required to credit 25% of its profits every year to the Investor Protection Fund. Accordingly, the Subsidiary Company had accrued and credited a total sum of ₹ 385.2 from FY 2012-13 to FY 2014-15 to the IPF as at March 31, 2015.

On January 21, 2016, SEBI has issued the Securities and Exchange Board of India (Depositories and Participants) (Amendment) Regulations, 2016 (the "Amended Regulations"). According to these Amended Regulations, every depository shall credit only 5% or such percentage as may be specified by the Board, of its profits from depository operations every year to the IPF. Further, it is stated that these Amended Regulations shall be deemed to have come into force from September 11, 2012. Pursuant to the aforesaid Amended Regulations, the amount to be accrued and credited to the IPF as at March 31, 2015 is reduced to ₹ 54.2. Consequently, the excess amounts of ₹ 331.0 credited earlier to the IPF has been written back and the same has been disclosed as exceptional item in the Statement of Profit and Loss for the year ended March 31, 2016

45. SEBI vide its circular no. CIR/MRD/DP/18/2015 dated December 9, 2015 (the "Circular") has revised the annual custody / issuer charges to be collected by the depositories from the issuers with effect from financial year 2015-16. With an objective of promoting financial inclusion and expanding the reach of depository services through depository participants (DPs) in tier II and tier III towns, the Circular recommends that the Depository Participants (DPs) be incentivised by way of two schemes. In the first scheme, the depositories shall pay the DPs an incentive of ₹ 100/- for every new Basic Services Demat Accounts (BSDA) opened by their participants in specified cities mentioned in the Circular. In the second scheme, the depositories may pay ₹ 2 per folio per ISIN to the respective depository participants (DPs), in respect of the ISIN positions held in BSDA across all BSDA accounts in the depository. In order to manage the aforementioned incentive schemes, the Circular has directed the Depositories to set aside 20% of the incremental revenue received from the issuers.

Pursuant to the Circular, the Subsidiary Company has set aside ₹ 14.4 being 20% of incremental revenue on issuer income for the six months ended September 30, 2016 for DP incentive scheme.

BSE Limited**Significant accounting policies and notes to the accounts of Consolidated Financial Statements****For the period ended September 30, 2016****(Rupees in millions, except share and per share data, unless otherwise stated)****46. Employee Benefits :****46.1 Defined Benefit Plan – Gratuity:**

The Company offers its employees defined-benefit plans in the form of a gratuity scheme (a lump sum amount). Benefits under the defined benefit plans are typically based on years of service and the employee's compensation (generally immediately before retirement). The gratuity scheme covers substantially all regular employees.

The following table sets out the funded status of the Gratuity benefit scheme and the amount recognised in the Financial Statements as at September 30, 2016 and March 31, 2016:

Particulars	September 30, 2016	March 31, 2016
Change in benefit obligation		
Benefit obligations at the beginning	194.1	188.2
Service cost	8.2	12.8
Interest expense	8.1	14.8
Benefits paid	(1.1)	(8.1)
Liability's settled on transfer	0.3	-
Remeasurements – Actuarial (gains)/ losses	11.3	(13.6)
Benefit obligations at the end	220.9	194.1
Change in Plan assets		
Fair value of plan assets at the beginning	200.9	204.1
Interest income	8.3	15.8
Contribution by employer	1.3	1.4
Remeasurements – Actuarial (gains)/ losses	3.1	(12.3)
Benefits paid	(0.8)	(8.1)
Fair value of plan assets at the end	212.8	200.9
Funded status	204.1	186.0
Prepaid gratuity benefit	8.7	14.9

Amount for the period ended September 30, 2016 and year ended March 31, 2016 recognised in the statement of profit and loss under employee benefits expenses:

Particulars	September 30, 2016	March 31, 2016
Service cost	8.2	12.8
Net interest on the net defined benefit liability/asset	(0.2)	(1.0)
Net gratuity cost	8.0	11.8

Amount for the period ended September 30, 2016 and year ended March 31, 2016 recognised in the statement of other comprehensive income:

Particulars	September 30, 2016	March 31, 2016
Remeasurements of the net defined benefits liability / (asset)		
Experience adjustments	(6.6)	(13.7)
(Gain)/loss from change in financial assumptions & Actual return on plan assets less interest on plan asset	14.4	16.0
Adjustment to recognize the effect of asset ceiling	(0.5)	(1.8)
Amount recognized in OCI outside statement of profit and loss	7.3	(0.5)

BSE Limited**Significant accounting policies and notes to the accounts of Consolidated Financial Statements****For the period ended September 30, 2016****(Rupees in millions, except share and per share data, unless otherwise stated)**

The weighted-average assumptions used to determine benefit obligations for the period ended September 30, 2016, September 30, 2015 and year ended March 31, 2016:

Particulars	September 30, 2016	September 30, 2015	March 31, 2016
Discount Rate	6.96- 8.01%	7.77% - 8.00%	7.51- 8.15%
Increase in compensation levels	4.00- 7.50%	4.00- 7.50%	4.00- 7.50%

The company assesses these assumption with its projected long-term plans of growth and prevalent industry standards. The discount rate is based on the government securities yield.

Composition of Plan Assets

Particulars	September 30, 2016	March 31, 2016
Government of India Securities	35%	36%
Corporate Bonds	23%	24%
Special Deposit Schemes	0%	0%
Others	42%	40%

Actual return on the assets for the period ended September 30, 2016 and year ended March 31, 2016 were ₹ 11.6 and ₹ 0.4 respectively.

The plan assets in respect of gratuity represent funds managed by the BSE employee Gratuity Fund. The Employer's best estimate of the contributions expected to be paid to the plan during the next year is NIL.

Maturity profile of defined benefit obligations

Particulars	September 30, 2016
Expected benefits for year 1	18.6
Expected benefits for year 2	9.9
Expected benefits for year 3	6.3
Expected benefits for year 4	12.8
Expected benefits for year 5	9.4
Expected benefits for year 6	27.3
Expected benefits for year 7	16.5
Expected benefits for year 8	23.4
Expected benefits for year 9	26.8
Expected benefits for year 10 and above	329.1

46.2 Defined Contribution Plan- Provident fund, Pension Fund and New pension Scheme :

These are plans in which the Company pays pre-defined amounts to separate funds and does not have any legal or informal obligation to pay additional sums. The Company offers its employees defined contribution plan in the form of provident fund and family pension fund. Provident fund and family pension fund cover substantially all regular employees. While both, the employees and the Company pay predetermined contributions into the provident fund and New National Pension Scheme, contributions into the family pension fund are made by only the Company. The contributions are based on a certain proportion of the employee's salary.

BSE has an obligation to fund any shortfall on the yield of the trust's investment over the administered interest rates on an annual basis. These administered interest rates are determined annually predominantly considering the social rather than economic factors and in most cases the actual return earned by the Company has been higher in the past years.

BSE Limited

Significant accounting policies and notes to the accounts of Consolidated Financial Statements

For the period ended September 30, 2016

(Rupees in millions, except share and per share data, unless otherwise stated)

The Company recognised charge for the period ended September 30, 2016, September 30, 2015 and for the year ended March 31, 2016 of ₹ 17.0, ₹ 15.6 and ₹ 35.7 respectively for provident fund and family pension fund contribution in the Statement of Profit and Loss.

The Company recognised charge for the period ended September 30, 2016, September 30, 2015 and for the year ended March 31, 2016 of ₹ 1.6, Nil and ₹ 2.3 respectively for New National pension Scheme contribution in the Statement of Profit and Loss.

47. An amount of ₹ 30.0 plus interest is pending to be received by a subsidiary on account of an expired fixed deposit with a bank. The same is alleged by the subsidiary as a fraud by the bank on the subsidiary. In view of the law suit filed by the Company in the Hon'ble High Court of Bombay, CBI Investigation being underway and a legal opinion on the matter which confirms that the said amount is recoverable from the bank, the amount is considered recoverable by the subsidiary and disclosed under non-current financial assets.

48. a) Pursuant to SEBI Circular CIR/DNPD/5/2011 dated June 2, 2011 (BSE Notice no-20110602-18, dated June 02, 2011), permitting stock exchanges to introduce Liquidity Enhancement Schemes (LES) for illiquid securities in their equity derivatives segment, the Exchange has launched a series of Liquidity Enhancement Incentive Programmes (LEIPS) to enhance liquidity in BSE's Futures & Options Segment. The programme was launched on 28th September, 2011 and has been discontinued with effect from April 01, 2016 and hence company has been incurred during period ended September 30, 2016, September 30, 2015 and for the year ended March 31, 2016 amounting to Nil, ₹ 128.1 and ₹ 172.4 respectively. Considering the special nature of this expense and its impact on the profit of the Exchange, the same has been recognised as an exceptional item.

b) Based on a direction received from SEBI during the financial year 2015-16, the Company has charged an amount of ₹ 46.0 to the Statement of Profit and Loss which was to be reimbursed to The Stock Exchange Investor's Protection Fund (BSE IPF) towards Contribution to the IFRS Foundation pertaining to earlier years. Considering the nature of the expense and its impact on the profit of the Company, the same has been disclosed as an exceptional item during six month ended September 30, 2015.

49. Based on SEBI Regulations, the Company is required to divest its stake in Central Depository Services (India) Limited (CDSL) to 24% of the Share Capital of CDSL. Subsequent to the period end, the Company has transferred 4.15% equity stake of CDSL. The Company holds 50.05% equity stake in CDSL post the sale.

50. Previous year's / period's figures have been regrouped / reclassified whenever necessary to correspond with the current period's classification / disclosure.

For **Deloitte Haskins & Sells LLP**
Chartered Accountants

For and on behalf of the Board of Directors of **BSE Limited**

G.K Subramanian
Partner

Sudhakar Rao
Chairman

Ashishkumar Chauhan
CEO & Managing Director

Place: Mumbai
Date: October 28, 2016

Nayan Mehta
Chief Financial Officer

Prajakta Powle
Company Secretary

INDEPENDENT AUDITORS' ASSURANCE REPORT ON THE COMPILATION OF UNAUDITED PROFORMA CONDENSED FINANCIAL INFORMATION

The Board of Directors,
BSE Limited,
25th Floor,
P J Towers,
Dalal Street Fort,
Mumbai – 400001

Report on the Compilation of Unaudited Proforma Consolidated Condensed Financial Information

We have completed our assurance engagement to report on the compilation of the Unaudited Proforma Consolidated Condensed Financial Information of BSE Limited (hereinafter referred to as the "Company") and its subsidiaries (the Company and its subsidiaries constitute "the Group"), and its share of the profit / (loss) of its associate and its jointly controlled entities prepared by the Management of the Company (the "Management"). The Unaudited Proforma Consolidated Condensed Financial Information consists of the unaudited proforma consolidated condensed balance sheet as at March 31, 2016 and as at September 30, 2016, the unaudited proforma consolidated condensed statement of profit and loss for the year ended March 31, 2016 and for the six months ended September 30, 2016, and the related notes thereto. The applicable criteria on the basis of which the Management has compiled the Unaudited Proforma Consolidated Condensed Financial Information are described in Notes 1 and 2 to the Unaudited Proforma Consolidated Condensed Financial Information.

The Unaudited Proforma Consolidated Condensed Financial Information has been compiled by the Management to illustrate the impact of the transaction set out in Notes 1 and 2 to the Unaudited Proforma Consolidated Condensed Financial Information of the Group's:

- i. financial performance for the financial year ended March 31, 2016 and for the six months ended September 30, 2016 ("Relevant Periods") as if the transaction had occurred at April 1, 2015; and
- ii. financial positions as at March 31, 2016 and as at September 30, 2016 as if the transaction had occurred at April 1, 2015.

The date on which the transaction described above are assumed to have been undertaken, are hereinafter collectively referred to as the "Relevant Date".

As part of this process, information about the Company's consolidated condensed financial position, consolidated condensed financial performance has been extracted by the Management from the Group's historical financial statements for the year ended March 31, 2016 and for the six months ended September 30, 2016 audited by us.

8/6

The Management's Responsibility for the Unaudited Proforma Consolidated Condensed Financial Information

The Management is responsible for compiling the Unaudited Proforma Consolidated Condensed Financial Information on the basis of the applicable criteria described in Notes 1 and 2 to the Unaudited Proforma Consolidated Condensed Financial Information. This responsibility includes the responsibility for designing, implementing and maintaining internal control relevant for compiling the Unaudited Proforma Consolidated Condensed Financial Information on the basis of the applicable criteria described in Notes 1 and 2 to the Unaudited Proforma Consolidated Condensed Financial Information that is free from material misstatement, whether due to fraud or error. The Management is also responsible for identifying and ensuring that the Company complies with the laws and regulations applicable to its activities, including compliance with the provisions of the laws and regulations for the compilation of Unaudited Proforma Consolidated Condensed Financial Information.

Auditors' Responsibilities

Our responsibility is to express an opinion whether the Unaudited Proforma Consolidated Condensed Financial Information has been compiled, in all material respects, by the Management on the basis of the applicable criteria described in the Notes 1 and 2 to the Unaudited Proforma Consolidated Condensed Financial Information.

We conducted our engagement in accordance with Standard on Assurance Engagements (SAE) 3420, "Assurance Engagements to Report on the Compilation of Proforma Consolidated Financial Information Included in a Prospectus", issued by the Institute of Chartered Accountants of India. This Standard requires that the practitioner comply with ethical requirements and plan and perform procedures to obtain reasonable assurance about whether the Management has compiled, in all material respects, the Unaudited Proforma Consolidated Condensed Financial Information on the basis of the applicable criteria described in the Notes 1 and 2 to the Unaudited Proforma Consolidated Condensed Financial Information.

For purposes of this engagement, we are not responsible for updating or reissuing any reports or opinions on any historical financial information used in compiling the unaudited proforma consolidated condensed financial information, nor have we, in the course of this engagement, performed an audit or review of the financial information used in compiling the Unaudited Proforma Consolidated Condensed Financial Information.

The purpose of Unaudited Proforma Consolidated Condensed Financial Information is solely to illustrate the impact of a significant transaction on unadjusted financial information of the entity as if the transaction had been undertaken at an earlier date selected for purposes of the illustration. Accordingly, we do not provide any assurance that the actual outcome of the event or transaction at Relevant Dates would have been as presented.

A reasonable assurance engagement to report on whether the Unaudited Proforma Consolidated Condensed Financial Information has been compiled, in all material respects, on the basis of the applicable criteria involves performing procedures to assess whether the applicable criteria used by the Management in the compilation of the Unaudited Proforma Consolidated Condensed Financial Information provide a reasonable basis for presenting the significant

hp

effects directly attributable to the transaction, and to obtain sufficient appropriate evidence about whether:

- The related pro forma adjustments give appropriate effect to those criteria; and
- The Unaudited Proforma Consolidated Condensed Financial Information reflects the proper application of those adjustments to the unadjusted financial information.

The procedures selected depend on the auditors' judgment, having regard to the auditors' understanding of the nature of the company, the transaction in respect of which the Unaudited Proforma Consolidated Condensed Financial Information has been compiled, and other relevant engagement circumstances.

The engagement also involves evaluating the overall presentation of the Unaudited Proforma Consolidated Condensed Financial Information.

We believe that the evidence we have obtained is sufficient and appropriate to provide a basis for our opinion.

Opinion

In our opinion, the Unaudited Proforma Consolidated Condensed Financial Information has been compiled, in all material respects, on the basis of applicable criteria described in Notes 1 and 2 to the Unaudited Proforma Consolidated Condensed Financial Information.

Restriction of Use and Distribution

This report has been prepared for inclusion in the Red Herring Prospectus of the Company in connection with the initial public offering of its equity shares to be filed with Securities Exchange Board of India and for no other purposes.

For **DELOITTE HASKINS & SELLS LLP**
Chartered Accountants
(Firm's Registration No. 117366W/W-100018)



G. K. Subramaniam
(Partner)
(Membership No. 109839)

Place: Mumbai
Date: January 03, 2017

BSE Limited
(Formerly known as Bombay Stock Exchange Limited)
Unaudited Proforma Consolidated Condensed Balance Sheet as at September 30, 2016

(₹ in million)

PARTICULARS	Note No.	Figures as per Consolidated Balance Sheet as at September 30, 2016 (before Proforma Adjustments)	Restatement Adjustment	Figures as per Restated Consolidated Balance Sheet as at September 30, 2016 (before Proforma Adjustments)	Figures related to Disinvested entity after elimination entries (Refer Notes 1, 2, 3 and 7)	Proforma Adjustments (Refer Note 6)	Total
		(A)	(B)	(C) = (A-B)	(D)	(E)	(F = C-D+E)
I - EQUITY AND LIABILITIES							
(1) Shareholders' Funds							
(a) Share Capital		107.4	-	107.4	1,045.0	1,045.0	107.4
(b) Reserves and Surplus		25,421.8	-	25,421.8	3,320.4	1,539.9	23,641.3
		25,529.2	-	25,529.2	4,365.4	2,584.9	23,748.7
(2) Core Settlement Guarantee Fund							
		1,920.6	-	1,920.6	-	-	1,920.6
(3) Share Application Money Pending Allotment							
		0.1	-	0.1	-	-	0.1
(4) Minority Interest							
		2,277.2	-	2,277.2	339.0	(1,938.2)	-
(5) Non-current Liabilities							
(a) Deferred Tax Liabilities (net)		2.4	-	2.4	-	-	2.4
(b) Long-term Borrowings		-	-	-	-	-	-
(c) Other Long-term Liabilities		537.0	-	537.0	228.9	-	308.1
(d) Deposits from Members		172.5	-	172.5	-	-	172.5
(e) Long-term Provisions		11.2	-	11.2	-	-	11.2
		723.1	-	723.1	228.9	-	494.2
(6) Current Liabilities							
(a) Trade Payables		-	-	-	-	-	-
Total outstanding dues to micro enterprises and small enterprises		-	-	-	-	-	-
Total outstanding dues of creditors other than micro enterprises and small enterprises		774.1	-	774.1	88.6	-	685.5
(b) Other Current Liabilities		12,936.8	-	12,936.8	489.5	-	12,447.3
(c) Short-term Provisions		362.3	-	362.3	102.8	-	259.5
		14,073.2	-	14,073.2	680.9	-	13,392.3
TOTAL		44,523.4	-	44,523.4	5,614.2	646.7	39,555.9
II - ASSETS							
(1) Goodwill on Consolidation							
		850.4	-	850.4	-	(265.3)	585.1
(2) Non-current Assets							
(a) Fixed Assets							
(i) Tangible Assets		1,396.8	-	1,396.8	77.9	-	1,318.9
(ii) Intangible Assets		178.6	-	178.6	20.7	-	157.9
(iii) Capital Work-in-progress		74.6	-	74.6	-	-	74.6
(iv) Intangible Assets Under Development		18.1	-	18.1	-	-	18.1
		1,668.1	-	1,668.1	98.6	-	1,569.5
(b) Non-current Investments		13,639.2	-	13,639.2	1,134.6	912.0	13,416.6
(c) Deferred Tax Assets (net)		114.1	-	114.1	80.9	-	33.2
(d) Long-term Loans and Advances		1,006.7	-	1,006.7	137.1	-	869.6
(e) Other Non-current Assets		5.7	-	5.7	-	-	5.7
		14,765.7	-	14,765.7	1,352.6	912.0	14,325.1
(3) Current Assets							
(a) Current Investments		8,000.2	-	8,000.2	3,271.1	-	4,729.1
(b) Trade Receivables		638.9	-	638.9	184.5	-	454.4
(c) Cash and Bank Balances		16,920.9	-	16,920.9	567.3	-	16,353.6
(d) Short-term Loans and Advances		543.2	-	543.2	45.7	-	497.5
(e) Other Current Assets		1,136.0	-	1,136.0	94.4	-	1,041.6
		27,239.2	-	27,239.2	4,163.0	-	23,076.2
TOTAL		44,523.4	-	44,523.4	5,614.2	646.7	39,555.9

See accompanying notes forming part of the Unaudited Proforma Consolidated Condensed Financial Information

In terms of our report attached
For Deloitte Haskins & Sells LLP
Chartered Accountants

For and on behalf of the Board of Directors

G. K. Subramaniam
Partner

Sudhakar Rao
Chairman

Ashishkumar Chauhan
Managing Director & CEO

Place : Mumbai
Date : January 03, 2017

Nayan Mehta
Chief Financial Officer

Prajakta Powle
Company Secretary

BSE Limited
(Formerly known as Bombay Stock Exchange Limited)
Unaudited Proforma Consolidated Condensed Statement of Profit and Loss for the six months ended September 30, 2016

(₹ in million)

PARTICULARS	Note No.	Figures as per Consolidated Statement of Profit and Loss for the six months ended September 30, 2016 (before Proforma Adjustments)	Restatement Adjustment	Figures as per Restated Consolidated Statement of Profit and Loss for the six months ended September 30, 2016 (before Proforma Adjustments)	Figures related to Disinvested entity after elimination entries (Refer Notes 1, 2, 3 and 7)	Proforma Adjustments (Refer Note 6)	Total
		(A)	(B)	(C) = (A-B)	(D)	(E)	(F = C-D+E)
I	Revenue from Operations :						
	Securities Services	1,496.7	-	1,496.7	694.5	-	802.2
	Services to Corporates	801.9	-	801.9	-	-	801.9
	Data Dissemination Fees	123.2	-	123.2	-	-	123.2
		2,421.8	-	2,421.8	694.5	-	1,727.3
II	Income From Investments and Deposits	1,111.8	-	1,111.8	171.4	-	940.4
III	Other Income	301.1	-	301.1	(12.0)	-	313.1
IV	Total Revenue (I + II + III)	3,834.7	-	3,834.7	853.9	-	2,980.8
V	Expenses:						
	Employee Benefits Expense	640.0	-	640.0	108.4	-	531.6
	Finance Costs	6.0	-	6.0	-	-	6.0
	Depreciation and Amortization Expense	246.1	-	246.1	15.8	-	230.3
	Administration and Other Expenses	1,263.6	-	1,263.6	165.1	-	1,098.5
	Total Expenses	2,155.7	-	2,155.7	289.3	-	1,866.4
VI	Profit before Exceptional items and Tax (IV- V)	1,679.0	-	1,679.0	564.6	-	1,114.4
VII	Exceptional Items :						
	Settlement Guarantee Fund (25% Transfer of Profit)	207.9	-	207.9	-	-	207.9
	Total Exceptional Items	207.9	-	207.9	-	-	207.9
VIII	Profit before Tax (VI- VII)	1,471.1	-	1,471.1	564.6	-	906.5
IX	Tax expense:						
	(1) Current Tax	305.3	-	305.3	170.0	-	135.3
	(2) Minimum Alternate Tax Credit Entitlement	(76.2)	-	(76.2)	-	-	(76.2)
	(3) Deferred Tax	(5.5)	-	(5.5)	(4.0)	-	(1.5)
	Total	223.6	-	223.6	166.0	-	57.6
X	Net Profit after Tax (VIII- IX)	1,247.5	-	1,247.5	398.6	-	848.9
	Share of Minority	198.2	-	198.2	198.2	-	-
	Share of Profit / (Loss) of Associate	-	-	-	-	93.9	93.9
XI	Net profit after Share of Minority and Share of Profit / (Loss) of Associate	1,049.3	-	1,049.3	200.4	93.9	942.8
XII	Earnings per Equity Share (EPS) (face value of ₹ 2/- each)						
	Weighted Average Number of Equity Shares for Basic and Diluted Earnings Per Share (in Nos.)						54,588,172
	Before Exceptional Items and Extraordinary Items						
	Basic and Diluted EPS (not annualised)		8				19.76
	After Exceptional Items and Extraordinary Items						
	Basic and Diluted EPS (not annualised)		8				17.27

See accompanying notes forming part of the Unaudited Proforma Consolidated Condensed Financial Information

In terms of our report attached
For Deloitte Haskins & Sells LLP
Chartered Accountants

For and on behalf of the Board of Directors

G. K. Subramaniam
Partner

Sudhakar Rao
Chairman

Ashishkumar Chauhan
Managing Director & CEO

Place : Mumbai
Date : January 03, 2017

Nayan Mehta
Chief Financial Officer

Prajakta Powle
Company Secretary

BSE Limited
(Formerly known as Bombay Stock Exchange Limited)
Unaudited Proforma Consolidated Condensed Balance Sheet as at March 31, 2016

(₹ in million)

PARTICULARS	Note No.	Figures as per Consolidated Balance Sheet as at March 31, 2016 (before Proforma Adjustments)	Restatement Adjustment	Figures as per Restated Consolidated Balance Sheet as at March 31, 2016 (before Proforma Adjustments)	Figures related to Disinvested entity after elimination entries (Refer Notes 1, 2, 3 and 7)	Proforma Adjustments (Refer Note 6)	Total
		(A)	(B)	(C) = (A-B)	(D)	(E)	(F = C-D+E)
I - EQUITY AND LIABILITIES							
(1) Shareholders' Funds							
(a) Share Capital		107.4	-	107.4	1,045.0	1,045.0	107.4
(b) Reserves and Surplus		24,385.4	-	24,385.4	3,068.7	1,394.8	22,711.5
		24,492.8	-	24,492.8	4,113.7	2,439.8	22,818.9
(2) Core Settlement Guarantee Fund							
		1,760.5	-	1,760.5	-	-	1,760.5
(3) Share Application Money Pending Allotment							
		0.1	-	0.1	-	-	0.1
(4) Minority Interest							
		2,223.1	-	2,223.1	506.5	(1,716.6)	-
(5) Non-current Liabilities							
(a) Deferred Tax Liabilities (net)		1.5	-	1.5	-	-	1.5
(b) Long-term Borrowings		18.8	-	18.8	-	-	18.8
(c) Other Long-term Liabilities		520.6	-	520.6	224.8	-	295.8
(d) Deposits from Members		190.0	-	190.0	-	-	190.0
(e) Long-term Provisions		8.0	-	8.0	-	-	8.0
		738.9	-	738.9	224.8	-	514.1
(6) Current Liabilities							
(a) Trade Payables		-	-	-	-	-	-
Total outstanding dues to micro enterprises and small enterprises		-	-	-	-	-	-
Total outstanding dues of creditors other than micro enterprises and small enterprises		696.6	-	696.6	72.0	-	624.6
(b) Other Current Liabilities		11,391.2	-	11,391.2	172.4	-	11,218.8
(c) Short-term Provisions		766.5	-	766.5	82.4	-	684.1
		12,854.3	-	12,854.3	326.8	-	12,527.5
TOTAL		42,069.7	-	42,069.7	5,171.8	723.2	37,621.1
II - ASSETS							
(1) Goodwill on Consolidation							
		850.4	-	850.4	-	(265.3)	585.1
(2) Non-current Assets							
(a) Fixed Assets							
(i) Tangible Assets		1,434.5	-	1,434.5	60.9	-	1,373.6
(ii) Intangible Assets		185.0	-	185.0	19.7	-	165.3
(iii) Capital Work-in-progress		6.0	-	6.0	-	-	6.0
(iv) Intangible Assets Under Development		20.3	-	20.3	-	-	20.3
		1,645.8	-	1,645.8	80.6	-	1,565.2
(b) Non-current Investments		15,250.8	-	15,250.8	1,936.1	988.5	14,303.2
(c) Deferred Tax Assets (net)		107.8	-	107.8	76.9	-	30.9
(d) Long-term Loans and Advances		1,203.9	-	1,203.9	135.0	-	1,068.9
(e) Other Non-current Assets		15.0	-	15.0	-	-	15.0
		16,577.5	-	16,577.5	2,148.0	988.5	15,418.0
(3) Current Assets							
(a) Current Investments		5,372.8	-	5,372.8	2,167.8	-	3,205.0
(b) Trade Receivables		479.9	-	479.9	128.4	-	351.5
(c) Cash and Bank Balances		16,100.8	-	16,100.8	558.2	-	15,542.6
(d) Short-term Loans and Advances		197.0	-	197.0	29.5	-	167.5
(e) Other Current Assets		845.5	-	845.5	59.3	-	786.2
		22,996.0	-	22,996.0	2,943.2	-	20,052.8
TOTAL		42,069.7	-	42,069.7	5,171.8	723.2	37,621.1

See accompanying notes forming part of the Unaudited Proforma Consolidated Condensed Financial Information

In terms of our report attached
For Deloitte Haskins & Sells LLP
Chartered Accountants

For and on behalf of the Board of Directors

G. K. Subramaniam
Partner

Sudhakar Rao
Chairman

Ashishkumar Chauhan
Managing Director & CEO

Place : Mumbai
Date : January 03, 2017

Nayan Mehta
Chief Financial Officer

Prajakta Powle
Company Secretary

BSE Limited
(Formerly known as Bombay Stock Exchange Limited)
Unaudited Proforma Consolidated Condensed Statement of Profit and Loss for the year ended March 31, 2016

(₹ in million)

PARTICULARS	Note No.	Figures as per Consolidated Statement of Profit and Loss for the year ended March 31, 2016 (before Proforma Adjustments)	Restatement Adjustment	Figures as per Restated Consolidated Statement of Profit and Loss for the year ended March 31, 2016 (before Proforma Adjustments)	Figures related to Disinvested entity after elimination entries (Refer Notes 1, 2, 3 and 7)	Proforma Adjustments (Refer Note 6)	Total
		(A)	(B)	(C) = (A-B)	(D)	(E)	(F = C-D+E)
I Revenue from Operations :							
Securities Services		2,430.1	-	2,430.1	1,212.7	-	1,217.4
Services to Corporates		1,611.1	-	1,611.1	-	-	1,611.1
Data Dissemination Fees		224.2	-	224.2	-	-	224.2
		4,265.4	-	4,265.4	1,212.7	-	3,052.7
II Income From Investments and Deposits		1,896.5	-	1,896.5	155.0	-	1,741.5
III Other Income		420.8	-	420.8	(19.5)	-	440.3
IV Total Revenue (I + II + III)		6,582.7	-	6,582.7	1,348.2	-	5,234.5
V Expenses:							
Employee Benefits Expense		1,115.5	-	1,115.5	215.6	-	899.9
Finance Costs		6.7	-	6.7	-	-	6.7
Depreciation and Amortization Expense		616.8	-	616.8	37.1	-	579.7
Administration and Other Expenses		2,462.1	-	2,462.1	331.3	-	2,130.8
Prior Period Items		257.9	(257.9)	-	-	-	-
Total Expenses		4,459.0	(257.9)	4,201.1	584.0	-	3,617.1
VI Profit before Exceptional items and Tax (IV- V)		2,123.7	257.9	2,381.6	764.2	-	1,617.4
VII Exceptional Items :							
Liquidity Enhancement Incentive Program Scheme		172.4	-	172.4	-	-	172.4
Settlement Guarantee Fund (25% Transfer of Profit)		514.3	-	514.3	-	-	514.3
Loss on sale of Strategic Investment		64.3	-	64.3	-	-	64.3
Reversal of Contribution to Depository Investor Protection Fund		(331.0)	-	(331.0)	(331.0)	-	-
Others		46.0	-	46.0	-	-	46.0
Total Exceptional Items		466.0	-	466.0	(331.0)	-	797.0
VIII Profit before Tax (VI- VII)		1,657.7	257.9	1,915.6	1,095.2	-	820.4
IX Tax expense:							
(1) Current Tax		434.4	-	434.4	374.4	-	60.0
(2) Minimum Alternate Tax Credit Entitlement		(34.9)	-	(34.9)	-	-	(34.9)
(3) Deferred Tax		(75.4)	-	(75.4)	(23.2)	-	(52.2)
Total		324.1	-	324.1	351.2	-	(27.1)
X Net Profit after Tax (VIII- IX)		1,333.6	257.9	1,591.5	744.0	-	847.5
Share of Minority		363.5	-	363.5	363.5	-	-
Share of Profit / (Loss) of Associate		(2.7)	-	(2.7)	-	179.1	176.4
XI Net profit after Share of Minority and Share of Profit / (Loss) of Associate		967.4	257.9	1,225.3	380.5	179.1	1,023.9
XII Earnings per Equity Share (EPS) (face value of ₹ 2/- each)							
Weighted Average Number of Equity Shares for Basic and Diluted Earnings Per Share (in Nos.)							54,588,172
Before Exceptional Items and Extraordinary Items							
Basic and Diluted EPS	8						28.30
After Exceptional Items and Extraordinary Items							
Basic and Diluted EPS	8						18.76

See accompanying notes forming part of the Unaudited Proforma Consolidated Condensed Financial Information

In terms of our report attached
For Deloitte Haskins & Sells LLP
Chartered Accountants

For and on behalf of the Board of Directors

G. K. Subramaniam
Partner

Sudhakar Rao
Chairman

Ashishkumar Chauhan
Managing Director & CEO

Place : Mumbai
Date : January 03, 2017

Nayan Mehta
Chief Financial Officer

Prajakta Powle
Company Secretary

Notes to the Unaudited Proforma Consolidated Condensed Financial Information:

1. The Unaudited Proforma Consolidated Condensed Financial Information for the six months ended September 30, 2016 and year ended March 31, 2016 have been prepared to reflect the proposed disinvestment of 30.20% of equity share capital of Central Depository Services (India) Limited ("CDSL" or "Disinvested Entity") by BSE Limited ("the Company") pursuant to the SEBI Regulations and SEBI Letter No SEBI/HO/MRD/DP/OW/P/2016/19251/1 dated July 7, 2016, whereby the Company is required to bring down its shareholding in CDSL to 24% of the Share Capital of CDSL by March 31, 2017.

Although the Unaudited Proforma Consolidated Condensed Financial Information is not required as per the Issue of Capital and Disclosure Requirements (ICDR) Regulations, 2009, as amended (the "SEBI Regulations"), the Company has prepared and disclosed the Unaudited Proforma Consolidated Condensed Financial Information to comply with international disclosure standards (the financial statements of the entity required to be disinvested are material to the financial statements of the Company) and on the basis that proforma financial information would be required pursuant to Article 11 of Regulation S-X under the U.S. Securities Act of 1933, as amended, as if the Company were filing this Red Herring Prospectus with the United States Securities and Exchange Commission.

The material entities have been identified by the Management if:-

- (i) The total book value of the assets of the disinvested entities are more than 10% of the book value of the assets of BSE Limited on standalone basis; or
- (ii) The total income of the disinvested entities are more than 10% of the total income of BSE Limited on a standalone basis.

(₹ in million)

Name of the Companies	Total Assets as at March 31, 2016	% of BSE Limited	Total Income for the year ended March 31, 2016	% of BSE Limited
(a) BSE Limited	29,176.7		5,158.9	
(b) Proposed disinvestment of shares of Central Depository Services (India) Limited (Consolidated)	5,136.6	17.60%	1,394.2	27.03%

The applicable criteria used by the Management in the compilation of the Unaudited Proforma Consolidated Financial Information provide a reasonable basis for presenting the significant effects directly attributable to the proposed disinvestment by the Company of 30.2% of its investment in CDSL.

2. Basis of Preparation:

- a. The Unaudited Proforma Consolidated Condensed Financial Information for the six months ended September 30, 2016 and year ended March 31, 2016 have been prepared to reflect the disinvestment of Central Depository Services (India) Limited, as of September 30, 2016 and March 31, 2016, respectively, by BSE Limited as if the disinvestment of 30.2% of share capital of CDSL occurred before April 1, 2015.
- b. Earlier, CDSL was accounted for as a subsidiary as per AS-21 'Consolidated Financial Statements' (AS 21) in the Consolidated Financial Statements for the six months ended September 30, 2016 and year ended March 31, 2016 wherein the financial statements of BSE Limited and CDSL along with the other subsidiaries were consolidated on a line by line basis by adding together like items of assets, liabilities, income and expenses. CDSL would have become an associate as per AS-23 'Accounting for Investments in Associates' (AS 23) post the proposed disinvestment mentioned in note 1 and read with note 2a above wherein the continuing investment in CDSL is accounted for under the equity method.
- c. The details of equity shareholding of the disinvested company is as follows:

Name of Subsidiary	As per Consolidated financial statements as at September 30, 2016 and March 31, 2016	Proposed Disinvestment	Balance Investment
% of Holding			
Central Depository Services (India) Limited (CDSL)	54.20%	30.20% in CDSL	24.00%

- d. At this point in time, any particular transaction structure or the price for the sale of shares in respect of the proposed disinvestment cannot be ascertained, hence we have not accounted for the consideration that would have been received and the resultant gain / loss on the proposed disinvestment thereon.
3. The purpose of the Unaudited Proforma Consolidated Condensed Financial Information is to reflect the impact of disinvestment of 30.20% Investment in CDSL as set out in the basis of preparation paragraph and to solely illustrate the impact of significant events on the historical financial information of BSE Limited, as if the event had occurred at an earlier date selected for the purposes of illustration and based on the judgements and assumptions of the Management of the Company to reflect the hypothetical impact, and, because of its hypothetical nature, does not provide any assurance or indication that any event will take place in the future and may not be indicative of the consolidated financial information of BSE Limited for the year ended March 31, 2017 or any future periods.
4. The Unaudited Proforma Consolidated Condensed Financial Information is based on:
 - a) The restated Consolidated Financial Information of the Group for the six months ended September 30, 2016 and year ended March 31, 2016 (included in the Red Herring Prospectus).
 - b) The Audited Consolidated Financial Information of the BSE Limited for the six months ended September 30, 2016.
 - c) The Audited Consolidated Financial Information of the BSE Limited for the year ended March 31, 2016.
 - d) The Audited Consolidated Financial Statements of CDSL for the six months ended September 30, 2016.
 - e) The Audited Consolidated Financial Statements of CDSL for the year ended March 31, 2016.
5. The Consolidated Financial Information of BSE Limited for the year ended and period ended March 31, 2016 and September 30, 2016 respectively are prepared in accordance with the Generally Accepted Accounting Principles in India (Indian GAAP) to comply with the Accounting Standards notified Section 133 of the Companies Act, 2013 ("the 2013 Act") and the relevant provisions of the Companies Act, 2013 ("the 2013 Act"), as applicable. The Unaudited Proforma Consolidated Condensed Financial Information has been compiled in a manner consistent with the accounting policies adopted by BSE Limited in the consolidated restated financial information of the BSE Limited for the six month period ended September 30, 2016 and year ended March 31, 2016.
6. The following Proforma adjustments have made in the Unaudited Proforma Consolidated Condensed Financial Information:
 - a. Accumulated profit and loss accounted under AS 21 while consolidated CDSL prior to proposed disinvestment accounted for in Proforma adjustments.
 - b. the residual investment in CDSL is accounted for as an Associate as per AS 23,
 - c. the goodwill attributable to the proposed disinvestment has been reduced from the goodwill on consolidation,
 - d. the minority interest in respect of the erstwhile investment in CDSL is eliminated due to the transition in the method of consolidation from AS 21 to AS 23, and
 - e. the share of profit pertaining to the remaining investment in CDSL is accounted for as per the treatment specified in AS 23.
7. Eliminations are effected for the intragroup balances and transactions, the nature of which mainly include deposits received, trade payables, deposits payable, trade receivable, income from rent and infrastructure charges, charges recovered income, computer technology related charges and rent expenses. Further the minority interest accounted at consolidated level pertaining to the disinvested entity has been eliminated.

8. Earnings per share is calculated as follows:

Particulars	For the six months ended September 30, 2016	For the year ended March 31, 2016
Profit After Tax before exceptional items (net of minority interest and tax) (₹ in million)	1,078.8	1,545.1
Profit After Tax (₹ in million)	942.8	1,023.9
Weighted Average Number of Equity Shares for Basic and Diluted Earnings Per Share (in Nos.) (refer note 9 below)	54,588,172	54,588,172
Basic and Diluted EPS before Exceptional Items (net of minority interest and tax) (₹)	19.76*	28.30
Basic and Diluted EPS before Extraordinary Items (₹)	17.27*	18.76
Basic and Diluted EPS after Extraordinary Items (₹)	17.27*	18.76

* not annualised

9. The shareholders of the Company have, at the Extraordinary General Meeting (EGM) held on November 25, 2016 accorded their consent to the consolidation of the entire authorised and issued share capital of the Company by increasing the nominal value of the equity share from Re. 1/- (Rupee one only) each to Rs. 2/- (Rupees two only) each, so that every two equity shares with nominal value of Re. 1/- (Rupee one only) each held by a shareholder are consolidated and re-designated into one equity share with a nominal value of Rs. 2/- each. Accordingly, the revised authorised share capital of the Company now stands at 1,50,00,00,000 equity shares of Rs 2/- each, issued share capital 5,45,88,172 equity shares of Rs 2/- each and paid up share capital 5,36,78,172 equity shares of Rs 2/- each alongwith shares kept in abeyance 9,10,000 equity shares of Rs 2/- each.

Para 44 of Accounting Standard 20 on "Earnings per share", requires an adjustment in the calculation of basic and diluted earnings per share for all the periods presented if the number of equity or potential equity shares outstanding increases as a result of consolidation of shares. Pursuant to the shareholders' consent to the consolidation of the equity shares at the EGM mentioned above, the weighted average numbers of shares and consequently the basic and diluted earnings per share have been accordingly adjusted in the financial statements for all the periods presented in accordance with Accounting Standard 20 on "Earnings per share".

10. Other than those mentioned above, no additional adjustments have been made to the Unaudited Consolidated Condensed Financial Information to reflect any trading results or other transactions of the BSE Limited, its jointly controlled entities and associate or the disinvested company entered in to subsequent to September 30, 2016 and March 31, 2016 respectively.

For and on behalf of the Board of Directors

Sudhakar Rao
Chairman

Ashishkumar Chauhan
Managing Director & CEO

Place: Mumbai
Date : January 03, 2017

Nayan Mehta
Chief Financial Officer

Prajakta Powle
Company Secretary

CAPITALISATION STATEMENT AS ADJUSTED FOR THE OFFER

Restated Unconsolidated Capitalisation Statement

We have set forth below the post-Offer details of the restated unconsolidated statement of capitalisation, in addition to the statement of capitalisation stated in “*Financial Statements - Restated unconsolidated financial information - Annexure - VII: Restated Unconsolidated Statement of Capitalisation*” on page 269 of this Prospectus (which was to be calculated upon completion of the Offer):

Particulars	₹ in Million	
	Pre-offer as at September 30, 2016	Adjusted for Post-Offer (Note 2)
Debt	-	-
Shareholder's funds		
Share Capital	107.4	107.4
Reserves and Surplus	23,332.8	23,332.8
Total Shareholder's funds	23,440.2	23,440.2
Debt / Equity Ratio	-	-

Notes:

- 1) The above has been computed on the basis of the Restated Unconsolidated Summary Statement of Assets & Liabilities of the Exchange as at September 30, 2016.
- 2) The Selling Shareholders are proposing to offer the equity shares of "BSE Limited" to the public by way of an initial public offering. Hence there will be no change in the shareholders' funds post issue.
- 3) The above statement should be read with Company Overview and Significant Accounting Policies appearing in Annexure – IV and Adjustment for Restatement of Unconsolidated Profit and Loss in Annexure – V of the Restated Unconsolidated Financial Information of the Company.

Restated Consolidated Capitalisation Statement

We have set forth below the post-Offer details of the restated consolidated statement of capitalisation, in addition to the statement of capitalisation stated in “*Financial Statements - Restated unconsolidated financial information - Annexure - VII: Restated Consolidated Statement of Capitalisation*” on page 269 of this Prospectus (which was to be calculated upon completion of the Offer):

Particulars	₹ in Million	
	Pre-offer as at September 30, 2016	Adjusted for Post-Offer (Note - 2)
Debt		
Long term Borrowing	-	-
Short term Borrowing	-	-
Current maturities of Long term borrowings	10.0	10.0
Total Debt	10.0	10.0
Shareholder's funds		
Share Capital	107.4	107.4
Reserves and Surplus	25,421.8	25,421.8
Total Shareholder's funds	25,529.2	25,529.2
Debt / Equity Ratio	-	-

Notes:

- 1) The above has been computed on the basis of the Restated Consolidated Summary Statement of Assets & Liabilities of the Company as at September 30, 2016.

- 2) The Selling Shareholders are proposing to offer the equity shares of "BSE Limited" to the public by way of an initial public offering. Hence there will be no change in the shareholders' funds post issue.
- 3) The above statement should be read with Company Overview and Significant Accounting Policies appearing in Annexure – IV and Adjustments for Restatement of Consolidated Profit and Loss in Annexure – V of the Restated Consolidated Financial information of the Company.

SUMMARY OF SIGNIFICANT DIFFERENCES BETWEEN INDIAN GAAP AND IND AS

The audited financial statements of the Company included in this Prospectus are presented in accordance with Indian GAAP, which differs from Indian Accounting Standards (“**Ind AS**”) in certain respects. The matters described below cannot necessarily be expected to reveal all material differences between Indian GAAP and Ind AS which are relevant to us. This is not an exhaustive list of differences between Indian GAAP and Ind AS; rather, it indicates only those differences that we believe will be more relevant to our financial position and results of operations, and to the presentation of our financial statements. We have not considered all material matters of Indian GAAP presentation, classification and disclosures, which also differ from Ind AS. Consequently, there can be no assurance that these are the only material differences in the accounting principles that could have a significant impact on the financial information included in this Prospectus. Furthermore, we have made no attempt to identify or quantify the impact of these differences or any future differences between Indian GAAP and Ind AS which may result from prospective changes in accounting standards. In making an investment decision, investors must rely upon their own examination of our business, the terms of the offerings and the financial information included in this Prospectus. Potential investors should consult with their own professional advisors for a more thorough understanding of the differences between Indian GAAP and Ind AS and how those differences might affect the financial information included in this Prospectus.

The Ministry of Corporate Affairs (“**MCA**”) via its notification dated February 16, 2015 states that an “Entity” (which means a ‘company’ as defined in sub-section (20) of section 2 of the Companies Act, 2013 or as defined in section 3 of the Companies Act, 1956, as the case may be) shall comply with Ind AS for accounting periods beginning on or after April 1, 2016, with comparatives for the periods ending on March 31, 2016. Therefore, we will be subject to this notification. We have commenced preparing our financial statements under Ind AS since the June 2016 quarter. However, as this Prospectus has been filed during FY 2017, pursuant to the clarification received from SEBI vide its circular no. SEBI/HO/CFD/DIL/CIR/P/2016/47 dated March 31, 2016, for the purposes of this offering, we have prepared our restated five years financial statements along with our September 2016 financial statements under Indian GAAP.

We have also prepared interim Ind-AS Financial Statements for the six months ended September 30, 2016 under Ind AS.

Areas of Difference	Indian GAAP	Ind AS
Primary literature	AS 1 – Disclosure of Accounting Policies / Schedule III to the Companies Act, 2013 AS 5 – Net Profit or Loss for the Period, Prior Period Items and Changes in Accounting Policies	Ind AS 1 – Presentation of Financial Statements
Statement of profit or loss and other comprehensive income (statement of comprehensive income)	Statement of profit and loss is the Indian GAAP equivalent of separate statement of profit or loss under Ind AS. Some items such as revaluation surplus, which are treated as “other comprehensive income” under Ind AS, are recognised directly in equity under Indian GAAP. There is no concept of “other comprehensive income” in Indian GAAP.	The statement of profit or loss and other comprehensive income includes all items of income and expense – (i.e. all “non-owner” changes in equity) including: (a) components of profit or loss; and (b) other comprehensive income. An entity is required to present all items of income and expense including components of other comprehensive income in a period in a single statement of profit and loss.
Statement of changes in equity	A statement of changes in equity is not presented. Movements in share capital, retained earnings and other reserves are presented in the notes to accounts.	The statement of changes in equity includes the following information: <ul style="list-style-type: none">• total comprehensive income for the period;• the effects on each component of equity of retrospective application or retrospective restatement in accordance with Ind AS 8; and• for each component of equity, a

Areas of Difference	Indian GAAP	Ind AS
Extraordinary items	<p>Extraordinary items are disclosed separately in the statement of profit and loss and are included in the determination of net profit or loss for the period.</p> <p>Items of income or expense to be disclosed as extraordinary should be distinct from the ordinary activities and are determined by the nature of the event or transaction in relation to the business ordinarily carried out by an entity.</p>	<p>reconciliation between the opening and closing balances, separately disclosing each change.</p> <p>Presentation of any items of income or expense as extraordinary is prohibited.</p>
Reclassification	<p>A disclosure is made in financial statements that comparative amounts have been reclassified to conform to the presentation in the current period without additional disclosures for the nature, amount and reason for reclassification.</p>	<p>When comparative amounts are reclassified, the nature, amount and reason for reclassification are disclosed.</p>
Critical judgments	<p>Does not require disclosure of judgments that management has made in the summary of significant accounting policies or other notes.</p>	<p>Requires disclosure of critical judgments made by management in applying accounting policies.</p>
Estimation uncertainty	<p>Does not require an entity to disclose information about the assumptions that it makes about the future and other major sources of estimation uncertainty at the end of the reporting period though other standards may require certain disclosures of the same.</p>	<p>Requires disclosure of key sources of estimation uncertainty at the end of the reporting period, that have a significant risk of causing a material adjustment to the carrying amounts of assets and liabilities within the next financial year.</p> <p>The nature of the uncertainty and the carrying amounts of such assets and liabilities at the end of the reporting period are required to be disclosed.</p>
Primary literature	<p>AS 5 – Net Profit or Loss for the Period, Prior Period Items and Changes in Accounting Policies</p>	<p>Ind AS 8– Accounting Policies, Changes in Accounting Estimates and Errors</p>
Changes in accounting policies	<p>Changes in accounting policies should be made only if required by statute, for compliance with an Accounting Standard or for a more appropriate presentation of the financial statements on a prospective basis (unless transitional provisions, if any, of an accounting standard require otherwise) together with a disclosure of the impact of the same, if material.</p> <p>If a change in accounting policy has no material effect on the financial statements for the current period, but is expected to have a material effect in the later periods, the same should be appropriately disclosed.</p>	<p>Requires retrospective application of changes in accounting policies by adjusting the opening balance of each affected component of equity for the earliest prior period presented and the other comparative amounts for each period presented as if the new accounting policy had always been applied, unless transitional provisions of an accounting standard require otherwise.</p>
Errors	<p>Prior period items are included in determination of net profit or loss for the period in which the error pertaining to a prior period is discovered and are separately disclosed in the statement of profit and loss in such a manner that the impact on current profit or loss can be perceived.</p>	<p>Material prior period errors are corrected retrospectively by restating the comparative amounts for prior periods presented in which the error occurred or if the error occurred before the earliest period presented, by restating the opening balance sheet.</p>
Primary literature	<p>AS 4 – Contingencies and Events Occurring after the Balance Sheet Date</p>	<p>Ind AS 10 – Events After the Reporting Period</p>
Dividends	<p>Schedule III requires disclosure of proposed dividend in the notes to accounts. However, as per the requirements of AS 4, which override the provisions of Schedule III, dividends stated to be in respect of the period covered by the financial statements that are proposed or declared after the</p>	<p>Liability for dividends declared to holders of equity instruments are recognised in the period when declared. It is a non-adjusting event.</p>

Areas of Difference	Indian GAAP	Ind AS
	balance sheet date but before approval of the financial statements are recorded as a provision. Further, as per recent amendments by the Companies (Accounting Standards) Amendment Rules, 2016 in AS 4, dividends declared subsequent to the balance sheet are to be considered as a non-adjusting event, which is similar to the Ind-AS requirement.	
Primary Literature	AS 22 – Accounting for Taxes on Income	Ind AS 12 – Income Taxes
Deferred income taxes	Deferred taxes are computed for timing differences in respect of recognition of items of profit or loss for the purposes of financial reporting and for income taxes.	Deferred taxes are computed for temporary differences between the carrying amount of an asset or liability in the balance sheet and its tax base.
Recognition of deferred tax assets for unused tax losses etc.	Deferred tax asset for unused tax losses and unabsorbed depreciation is recognised only to the extent that there is virtual certainty supported by convincing evidence that sufficient future taxable income will be available against which such deferred tax assets can be realised. Deferred tax asset for all other unused credits/timing differences are recognised only to the extent that there is a reasonable certainty that sufficient future taxable income will be available against which such deferred tax assets can be realised.	Deferred tax asset is recognised for carry forward unused tax losses and unused tax credits to the extent that it is probable that future taxable profit will be available against which the deferred tax asset can be utilised. Where an entity has a history of tax losses, the entity recognises a deferred tax asset only to the extent that the entity has sufficient taxable temporary differences or there is convincing other evidence that sufficient taxable profit will be available.
Investments in subsidiaries, branches, and associates and interests in joint arrangements	No deferred tax liability is recognised. Deferred tax expense is an aggregation from separate financial statements of each group entity and no adjustment is made on consolidation.	Deferred tax liability for all taxable temporary differences are recognised except to the extent: <ul style="list-style-type: none"> • the parent, the investor, the venturer or joint operator is able to control timing of the reversal of the temporary difference; and • it is probable that the temporary difference will not reverse in the foreseeable future.
Primary Literature	AS 9 – Revenue Recognition AS7 – Construction	Ind AS 18 Revenue Ind AS 11 Construction Contracts
Interest	Interest is recognised on a time proportion basis taking into account the amount outstanding and the rate applicable.	Interest income is recognised using the effective interest method.
Primary literature	AS 6 – Depreciation Accounting AS 10 – Accounting for Fixed Assets	Ind AS 16 – Property, Plant and Equipment
Change in method of depreciation	Requires retrospective re-computation of depreciation and any excess or deficit on such re-computation is required to be adjusted in the period in which such change is affected. Such a change is treated as a change in accounting policy and its effect is quantified and disclosed.	Changes in depreciation method are considered as changes in accounting estimate and applied prospectively.
Primary Literature	AS 19 – Leases	Ind AS 17 – Leases Appendix C to Ind AS 17 – Determining Whether an Arrangement Contains a Lease

Areas of Difference	Indian GAAP	Ind AS
Interest in leasehold land	Leasehold land is recorded and classified as fixed assets.	Recognised as operating lease or finance lease as per definition and classification criteria.
Determining whether an arrangement contains a lease	No specific guidance. Payments under such arrangements are recognised in accordance with the nature of expense incurred.	Arrangements that do not take the legal form of a lease but fulfilment of which is dependent on the use of specific assets and which convey the right to use the assets are accounted for as lease.
Primary literature	AS – 15 – (Revised 2005) – Employee Benefits	Ind AS 19 – Employee Benefits
Actuarial gains and losses	All actuarial gains and losses should be recognised immediately in the statement of profit and loss.	Actuarial gains and losses representing changes in the present value of the defined benefit obligation resulting from experience adjustment and effects of changes in actuarial assumptions are recognised in other comprehensive income and not reclassified to profit or loss in a subsequent period.
Primary literature	Since AS 31 Financial Instruments: Presentation is not yet mandatory (since not notified under the Companies (Accounting Standards) Rules, 2006) the differences discussed below are based on the existing Indian Standards and generally accepted accounting practices.	Ind AS 32 – Financial Instruments: Presentation
Classification of financial liabilities	Financial instruments are classified based on legal form – redeemable preference shares will be classified as equity.	Financial instruments are classified as a liability or equity according to the substance of the contractual arrangement, (and not its legal form), and the definition of financial liabilities and equity instruments.
Offsetting	There are no offset rules. However, in practice the rules under Ind AS are applied.	A financial asset and financial liability can only be offset if the entity currently has a legally enforceable right to set off the recognised amounts and intends to either settle on a net basis, or to realise the asset and settle the liability simultaneously.
Primary literature	AS 28 – Impairment of Assets AS 26 – Intangible Assets	Ind AS 36 – Impairment of Assets
Annual impairment test for goodwill and intangibles	Goodwill and other intangibles are tested for impairment only when there is an indication that they may be impaired.	Goodwill, intangible assets not yet available for use and indefinite life intangible assets are required to be tested for impairment at least on an annual basis or earlier if there is an impairment indication.
Primary literature	AS 29 – Provisions, Contingent Liabilities and Contingent Assets	Ind AS 37 – Provisions, Contingent Liabilities and Contingent Assets
Recognition of provisions	Provisions are not recognised based on constructive obligations though some provisions may be needed in respect of obligations arising from normal practice, custom and a desire to maintain good business relations or to act in an equitable manner.	A provision is recognised only when a past event has created a legal or constructive obligation, an outflow of resources is probable, and the amount of the obligation can be estimated reliably.
Discounting	Discounting of liabilities is not permitted and provisions are carried at their full values. However, as per recent amendments in AS 29, discounting of decommissioning, restoration and other similar liabilities to present value will be	When the effect of time value of money is material, the amount of provision is the present value of the expenditure expected to be required to settle the obligation.

Areas of Difference	Indian GAAP	Ind AS
	required.	
Primary literature	AS 26 – Intangible Assets	Ind AS 38 – Intangible Assets
Measurement	Measured only at cost.	Intangible assets can be measured at either cost or revalued amounts.
Goodwill	Goodwill arising on amalgamation in the nature of purchase is amortised over a period not exceeding five years.	Not amortised but subject to annual impairment test or more frequently whenever there is an impairment indication.
Primary literature	No equivalent standard on investment property. At present, covered by AS 13 – Accounting for Investments	Ind AS 40 – Investment Property
Definition and scope	AS 13 defines investment property as an investment in land or buildings that are not intended to be occupied substantially for use by, or in the operations of the investing entity. However, as per the recent amendments in AS 13, accounting for investment property would be in accordance with the cost model as prescribed in the revised AS 10.	Investment property is land or building (or part thereof) or both held (whether by owner or by a lessee under a finance lease) to earn rentals or for capital appreciation or both.
Primary literature	AS 14 – Accounting for Amalgamations	Ind AS 103 – Business Combinations
The pooling of interests and purchase method	Amalgamations in the nature of purchase are accounted for by recording the identifiable assets and liabilities of the acquiree either at the fair values or at book values. Amalgamations in the nature of merger are accounted under the pooling of interests method.	All business combinations, other than those between entities under common control, are accounted for using the purchase method. An acquirer is identified for all business combinations, which is the entity that obtains control of the other combining entity. Business combination transactions between entities under common control should be accounted for using the ‘pooling of interests’ method.
Primary literature	AS 17 – Segment Reporting	Ind AS 108 – Operating Segments
Determination of segments	AS 17 requires an entity to identify two sets of segments (business and geographical), using a risks and rewards approach, with the entity’s system of internal financial reporting to key management personnel serving only as the starting point for the identification of such segments.	Operating segments are identified based on the financial information that is regularly reviewed by the chief operating decision maker in deciding how to allocate resources and in assessing performance.
Primary literature	AS 13 – Accounting for Investments	Ind AS 109 Financial Instruments
Investments, deposits loans and advances	AS 30 – Financial Instruments: Recognition and Measurement Investments are classified as long-term or current. Long term investments are carried at cost less provision for diminution in value, which is other than temporary. Current investments carried at lower of cost and fair value. Deposits, loans and advances are measured at cost less valuation allowance.	All financial assets are classified as measured at amortised cost or measured at fair value. Where assets are measured at fair value, gains and losses are either recognised entirely in profit or loss, or recognised in other comprehensive income. Debt Instrument held within a business model : a) Collect contractual cash flows - Amortised cost b) Collect contractual cash flows and selling financial assets – measured at fair value through other comprehensive income

Areas of Difference	Indian GAAP	Ind AS
		<p>Ind AS 109 provides an option to irrevocably designate, at initial recognition, financial assets as measured at fair value through profit or loss if doing so eliminates an accounting mismatch.</p> <p>Certain Equity instruments – option to irrevocably designate them so that subsequent changes in fair value are in other comprehensive income. Dividend income from such assets – Profit / Loss</p>
Impairment	<p>An entity should assess the provision for doubtful debts at each period end which, in practice, is based on relevant information such as</p> <ul style="list-style-type: none"> • past experience, • actual financial position and cash flows of the debtors. <p>Different methods are used for making provisions for bad debts, including:</p> <ul style="list-style-type: none"> • the ageing analysis, • an individual assessment of recoverability. 	<p>The impairment model in Ind AS 109 is based on expected credit losses. Expected credit losses (with the exception of purchased or original credit-impaired financial assets) are required to be measured through a loss allowance at an amount equal to:</p> <ul style="list-style-type: none"> • The 12 month expected credit losses; or • Lifetime expected credit losses if credit risk has increased significantly since initial recognition of the financial instrument.
Primary Literature	AS 21 – Consolidated Financial Statements	Ind AS 27 – Separate Financial Statements Ind AS 110 – Consolidated Financial Statements Ind AS 112 – Disclosure of Interests in Other Entities
Definition of control	<p>Control is:</p> <ul style="list-style-type: none"> (a) the ownership, directly or indirectly through subsidiary(ies), of more than one-half of the voting power of an entity; or (b) control of the composition of the board of directors in the case of a company or of the composition of the corresponding governing body in case of any other entity so as to obtain economic benefits from its activities. <p>Therefore a mere ownership of more than 50 per cent. of equity shares is sufficient to constitute control under Indian GAAP, whereas this is not necessarily so under Ind AS.</p>	<p>Control is based on whether an investor has:</p> <ul style="list-style-type: none"> (a) power over the investee; (b) exposure, or rights, to variable return from its involvement with the investee; and (c) the ability to use its power over the investee to affect the amounts of the returns.
Exclusion of subsidiaries, associates and joint ventures	<p>Excluded from consolidation, equity accounting or proportionate consolidation if the subsidiary/investment/interest was acquired with intent to dispose of in the near future (which, ordinarily means not more than 12 months, unless a longer period can be justified based on facts and circumstances of the case) or if it operates under severe long-term restrictions which significantly impair its ability to transfer funds to the parent/investor/venturer.</p>	<p>Consolidated financial statements include all subsidiaries and equity accounted associates and joint ventures. No exemption for “temporary control”, “different lines of business” or “subsidiary / associate / joint venture that operates under severe long- term funds transfer restrictions”.</p>
Disclosure of nature and risk associated	There is no equivalent standard.	Ind AS 112 requires disclosures for significant judgements and assumptions such

Areas of Difference	Indian GAAP	Ind AS
with interest in other entities	AS 21, AS 23 and AS 27 require certain minimum disclosures in respect of subsidiaries, investments in associates and investments in joint ventures respectively.	as how control, joint control and significant influence has been determined along with detailed analysis.
Primary Literature	AS 27 – Financial Reporting of Interests in Joint Ventures	Ind AS 111 – Joint Arrangements Ind AS 28 – Investments in Associates and Joint Ventures
Consolidated financial statements of the venturer	Proportionate consolidation method is applied when the entity prepares consolidated financial statements.	The equity method, as described in Ind AS 28 is applied when the entity prepares consolidated financial statements.
Primary Literature	Since AS 32 Financial Instruments: Presentation is not yet mandatory (since not notified under the Companies (Accounting Standards) Rules, 2006) the differences discussed below are based on the existing Indian Standards and generally accepted accounting practices.	Ind AS 107 – Financial Instruments: Disclosure
Some improved disclosures	<p>Currently there are no detailed disclosure requirements for financial instruments. However, the ICAI has issued an Announcement in December 2005 requiring the following disclosures to be made in respect of derivative instruments in the financial statements:</p> <ul style="list-style-type: none"> • Category-wise quantitative data about derivative instruments that are outstanding at the balance sheet date; • The purpose, viz., hedging or speculation, for which such derivative instruments have been acquired; and <p>The foreign currency exposures that are not hedged by a derivative instrument or otherwise.</p>	<p>Requires disclosure of information about the nature and extent of risks arising from financial instruments:</p> <ul style="list-style-type: none"> • qualitative disclosures about exposures to each type of risk and how those risks are managed; and • quantitative disclosures about exposures to each type of risk, separately for credit risk, liquidity risk and market risk (including sensitivity analysis).

FINANCIAL INDEBTEDNESS

As of September 30, 2016, the Exchange and its Subsidiaries have an outstanding indebtedness of Rs. Nil. However, our Subsidiary, ICCL, has been sanctioned short-term overdraft facilities, which it avails from time to time, in the ordinary course of its business.

MANAGEMENT'S DISCUSSION AND ANALYSIS OF FINANCIAL CONDITION AND RESULTS OF OPERATIONS

*You should read the following discussion of our financial condition and results of operations together with our restated consolidated financial statements as of and for the fiscal years ended March 31, 2014, 2015 and 2016 and the six months ended September 30, 2016 and the schedules and notes thereto, which appear elsewhere in this Prospectus. These restated consolidated financial statements are based on our audited consolidated financial statements and are restated in accordance with the Companies Act, 2013, and the SEBI ICDR Regulations. Our restated consolidated financial statements included in this Prospectus are prepared in accordance with Generally Accepted Accounting Principles in India ("**Indian GAAP**"). Indian GAAP differs in certain material respects from US GAAP, Ind AS and IFRS.*

Accordingly, the degree to which our Restated Financial Information on page 214 of this Prospectus will provide meaningful information to a prospective investor in countries other than India is entirely dependent on the reader's level of familiarity with Indian GAAP. Further, with effect from April 1, 2016, we are required to prepare our financial statements in accordance with Ind AS. Our audited financial statements for the six months ended September 30, 2016 and September 30, 2015 included in this Prospectus are prepared in accordance with Ind AS. Given that Ind AS is different in many respects from Indian GAAP, under which our restated financial statements for fiscal years ended March 31, 2016, 2015 and 2014, and the six months ended September 30, 2016 have been prepared, our Ind-AS financials for the period commencing from April 1, 2016 may not be comparable to our historical financial statements. See risk factor 32, "Risk Factors—The transition to Ind-AS in India is very recent and there is no clarity on the impact of such transition on our Company. All income tax assessments in India will also be required to follow the Income Computation Disclosure Standards" on page 34 of this Prospectus. See "Summary of Significant Differences between Indian GAAP and Ind AS" on page 494 of this Prospectus.

Some of the information contained in the following discussion, including information with respect to our plans and strategies, contain forward-looking statements that involve risks and uncertainties. You should read the section "Forward-Looking Statements" on page 17 of this Prospectus for a discussion of the risks and uncertainties related to those statements and also the section "Risk Factors" on page 19 of this Prospectus for a discussion of certain factors that may affect our business, results of operations or financial condition.

For purposes of this section, unless the context requires otherwise, reference to "FY 2016", "FY 2015" and "FY 2014" are to the financial year ended March 31 of the relevant year and references to "year" are to our financial year.

OVERVIEW

We own and operate the BSE exchange platform (formerly, the Bombay Stock Exchange), the first stock exchange in Asia, which was formed on July 9, 1875. At the end of October 2016, the BSE was the world's largest exchange by number of listed companies, and India's largest and the world's 10th largest exchange by market capitalization, with US\$ 1.7 trillion in total market capitalization of listed companies. (Source: CARE Research Report)

As the operator of the BSE, we regulate listed issuers and provide a market for listing and trading in various types of securities as may be allowed by SEBI from time to time. We operate in three primary lines of business, namely:

1. **the listing business**, which consists of the primary market, which relates to the issuance of new securities;
2. **the market business**, which consists of (i) the secondary market, which relates to the purchase and sales of previously-issued securities, (ii) BSE StAR, our online platform for the placement of orders and redemptions of units in mutual funds, (iii) NDS-RST, our platform for the reporting of over-the-counter corporate bond trading, (iv) membership, which includes membership in the Exchange, membership in our clearing corporation ICCL, and membership of depository participants in our depository CDSL, and (v) post-trade services, namely the clearing corporation and depository; and
3. **the data business**, which consists of the sale and licensing of information products.

In addition to our primary lines of business, we also have supporting businesses, including (i) providing IT services and solutions, (ii) licensing index products such as the S&P BSE SENSEX, (iii) providing financial and capital markets training and (iv) operating our corporate and social responsibility portal. Moreover, we have an active treasury function focused on managing our cash, including both our own funds as well as funds that we hold on behalf of third parties (such as margins placed by clearing members).

As at September 30, 2016, the BSE had 1,446 unique members across all segments, and in Fiscal Year 2016 the BSE accepted an average of 284.92 million orders and 1.55 million trades in equity shares per trading day, placing it as the 12th most active exchange in the world in terms of electronic book trades in equity shares. (Source: *WFE statistics*). During Fiscal Years 2014, 2015 and 2016 and the six months ended September 30, 2016, the BSE reported 24,663 million, 63,385 million, 70,376 million and 31,237 million electronic book orders in equity shares, respectively.

We engage in extensive monitoring of our members, of listed companies and of market activities in order to minimize the risk of default, promote market transparency and integrity. By doing so, we along with other Indian stock exchanges contribute to the growth of the Indian capital markets and stimulate innovation and competition across market segments.

We have highly developed electronic systems for entry, trading, clearing and settlement and depository services and we continually seek to improve our core IT capabilities, the reliability and consistency of which help us to maintain our competitive position. Examples of our electronic systems include (i) BOLT+, which is our fully automated, online trading system, (ii) low latency co-location services for algorithmic traders and (iii) a real-time risk management system, which conducts real time calculations of members' margins and limits. Moreover, to continue to improve our product and service offering, we have entered into a number of strategic partnerships and joint ventures. We are a member of the BRICS Exchange Alliance, whereby leading exchanges in Brazil, Russia, India, China and South Africa cross-list futures products based on the flagship indices of each of the exchanges, and ICCL entered into an agreement with Clearstream whereby members in our clearing corporation can manage their margin requirements by placing collateral with Clearstream's GLH.

We were originally established in 1875 as the Native Share and Stock Brokers' Association, an "Association of Persons" that engaged in trading and clearing and settlement functions. On August 31, 1957, we became the first exchange in India to be granted permanent recognition under the Securities Contract Regulation Act, 1956. On August 8, 2005, pursuant to a mandatory demutualization, Bombay Stock Exchange Limited was incorporated for the purpose of assisting, regulating or controlling the business of buying, selling or dealing in securities as a recognized stock exchange and to succeed the Association of Persons. We were renamed BSE Limited in July 2011. We were created to own the exchange and to undertake all the necessary ancillary activities, and the former members became shareholders in the BSE. SEBI, by way of its order dated May 20, 2005 approved the Demutualisation Scheme. For further details of the Demutualisation Scheme please refer to "*History and Certain Corporate Matters — Demutualisation Scheme*" on page 169 of this Prospectus.

We derive revenue from a number of sources, including securities services, services to corporate, data dissemination fees, investments and deposits, and other sources. For FY 2014, FY 2015 and FY 2016 and the six months ended September 30, 2016, our revenue from operations on a restated consolidated basis was ₹ 2,667.9 million, ₹ 3,611.4 million, ₹ 4,265.4 million and ₹ 2,421.8 million, respectively, and our net profit after share of minority and share of loss of associate as restated on a restated consolidated basis was ₹ 1,351.9 million, ₹ 1,297.4 million, ₹ 1,225.3 million and ₹ 1,049.3 million, respectively.

FACTORS AFFECTING OUR RESULTS OF OPERATIONS

Our financial performance and results of operations are affected by several factors, of which we believe the below are of particular importance.

Market activity

Market conditions, including the volume and value of equities, debt securities and derivative contracts traded on our markets, and, to a lesser extent, the number of new listings, directly impact revenue from our listings business and market business. The level of market activity on our individual markets, which is largely outside our control, is also closely interconnected, as liquidity tends to migrate between markets in response to changing market conditions.

For our listing business, we earn revenue from listing fees based on new listings and annual fees from listed companies on the BSE, including SMEs. Increased market activity tends to correlate with more attractive listing conditions, and hence increase the number of new listings. Moreover, annual listing fees for SMEs are based on the market capitalization of the company in question, and therefore increase during periods of increased market strength. Conversely, annual listing fees for companies listed in the main board of the exchange are based on listed share capital, which is not impacted by levels of market activity, providing a natural hedge against market volatility.

For our markets business, we earn revenue primarily from transaction charges on the exchange, depository services that our depository provides, treasury income on clearing and settlement funds and charges recovered from members for network connectivity. Increased trading volumes directly impact the transaction charges that we earn for trading on the exchange, and also result in increased volumes of depository services that we provide, and therefore the income that we earn from our depository. Moreover, increased trading volumes generally increase the levels of clearing and settlement funds that members post with our clearing corporation as collateral, and hence the levels of cash surplus that our treasury department has available for investments.

In our equity derivatives and currency derivatives segments, the volatility of the underlying assets as well as global and regional economic volatility, among other factors, also impact the level of trading. The majority of our income from this division relates to derivatives trading on our indices, in particular derivatives trading on the S&P BSE SENSEX, which declines as the equity market declines. Active markets are also necessary for the success of our information services.

The level of market activity depends primarily on macro economic conditions in India and globally. See "*India's economic condition*" below. Capital markets in India experienced significantly stronger conditions during FY 2015 than in FY 2014, largely as a result of the general election and investor's perceptions of business and investment friendly policies by the new Government. As a result, turnover in each of our segments was significantly higher in FY 2015 than FY 2014, with the Equity Cash segment experiencing 63.9% higher turnover, the equity derivatives segment experiencing 120.9% higher turnover and the currency derivatives segment experience 681.2% higher turnover. The strong capital market conditions continued into FY 2016 and the six months ended September 30, 2016, though total turnover was not quite as high as during FY 2015. These changes in market conditions directly affected our revenue and profitability, and in particular led to increases in our transaction charges, depository services revenue, treasury income from clearing and settlement funds, listing fees and various other processing fees.

The following table sets forth total turnover for our equity cash, equity derivatives and currency derivatives segments for the periods indicated:

	Six Months Ended September 30,	Year Ended March 31,		
	2016	2016	2015	2014
		<i>₹ (in millions)</i>		
Equity cash segment.....	3,778,887.4	7,257,652.6	8,464,019.8	5,121,841.4
Equity derivatives segment.....	65,581.2	44,750,082.5	203,627,412.6	92,194,344.4
Currency derivatives segment	16,708,770.1	27,639,260.9	19,085,433.9	2,443,122.3

For a description of the products that we offer in our equity cash segment, equity derivatives segment and currency derivatives segment, see "*Our Business—Our Business*" on page 139 of this Prospectus.

India's economic condition

Substantially all of our assets, listed companies, investments and market participants are located in India. As a result, we are substantially affected by the health of the Indian economy.

Trading volumes on our markets depend generally on macro economic factors and the financial prospects of the companies listed, substantially all of which are linked to the health of the Indian economy and the global economy. While market volatility generally has a positive impact on each of our equity cash segment, equity derivatives segment and currency derivatives segment as a result of heightened trading activity, adverse economic conditions, such as those experienced as a result of the global financial crisis, can negatively impact

our business. Poor economic conditions can negatively impact new listings by reducing the number or size of securities offerings, which in turn would have a negative impact on listing fee income and our ability to generate transaction-based charges and any related clearing and settlement income. Further, because depository fees for shares are calculated based on their market price, economic downturns that lead to any broad declines in the market price of equity securities traded are likely to lead to lower income in this division. Adverse economic conditions may result in a deterioration of the economic success of the companies listed, which may result in reduced liquidity and lower trading prices of the securities of these companies, which in turn would reduce our transaction charges income.

Some of the general macro economic factors that can affect trading on our exchange include the following: (i) general levels of GDP growth and growth in personal income in India, (ii) economic or fiscal crises or instability, (iii) demographic conditions and population dynamics, including growth rate, (iv) economic development and shifting of wealth, (v) political measures or developments, such as tax incentives and general political stability, (vi) fiscal and monetary dynamics, such as rises or falls in interest rates, foreign exchange rates and inflation rates and (vii) and regulatory developments.

India's GDP grew at 7.2% and 7.6% in 2014 and 2015, respectively, and is expected and forecast to grow at 7.6% in 2016. (*World Bank Report*) RBI expects that consumer price inflation will remain around 5% during Q4 FY 2017 (*Source: Reserve Bank of India, Monetary Policy Report, December 2016 (the "RBI Report")*), in line with the RBI target of 5% of March 2017. See "*Industry*" on page 111 of this Prospectus.

Transaction Charges

We earn transaction charges that vary based on the type of security, market segment, method of trading and the value of the trades executed. We also charge companies with securities listed on our exchanges an initial listing fee, listing processing fees and annual listing fees. In addition, we earn income from fees we charge for the use of our book-building software, which varies based on the security type, the size of the offer and transaction type.

In addition, we continually monitor the fees that we charge market participants, and any revision in transaction charges may materially impact our results of operations. For example, in FY 2016 we increased our transaction charges for certain groups of companies with illiquid securities from ₹ 275 per ₹ 10 million of turnover to ₹ 10,000 per ₹ 10 million of turnover, which was largely responsible for a significant increase in our revenue from transaction charges as a percentage of our overall revenue from securities services during FY 2016. Similarly, in FY 2016 and FY 2015 we increased the annual listing fees for issuers, which contributed to a significant increase in listing fees for equity securities.

Equity Cash segment

For equity securities, we generally charge an initial listing fee of ₹ 20,000 and an annual listing fee based on the size of listed capital, beginning at ₹ 200,000. For privately placed debt securities, we charge an initial listing fee of ₹ 20,000, listing processing fee of ₹ 4,500 per ISIN and an annual listing fee based on the issue size, beginning at ₹ 2,500. We also charge transaction charges for transactions reported on our over-the-counter market, ICDM, which allows the reporting by members of trades in corporate bonds, commercial paper, certificates of deposit, government securities and treasury bills, and other products. These over-the-counter fees are the lower of ₹ 50 per trade or 0.01% of the value with a maximum of ₹ 100,000 per year per member.

For our mutual funds segment, we charge a listing processing fee of ₹ 10,000 per single scheme information document and annual listing fees for the tenure of the scheme based on issue size, ranging from ₹ 1,000 per month or part thereof to ₹ 14,800 per month or part thereof.

For our BSE SME platform, we charge a one-time listing fee of ₹ 50,000, an annual listing fee that is based on the issuer's market capitalization and fees for the use of our book building software.

Equity Derivatives and Currency Derivatives

For equity derivatives, transaction charges vary based on whether the derivative is an option or a future. For options, we charge ₹ 50 per ₹ 10 million of premium value on active orders, and for futures, our transaction charges range from ₹ 50 to ₹ 2,500 per ₹ 10 million of turnover value on active orders.

For currency derivatives (including interest rate derivatives), transaction charges vary based on whether the derivative is an option or a future. For currency option, our transaction range from ₹ 500 to ₹ 2,500 per ₹ 10 million of premium value on active orders and passive order both, and for currency futures, our transaction charges range from ₹ 12 to ₹ 25 per ₹ 10 million of turnover value on active orders and passive orders both. For Interest rate futures, our transaction charges are ₹ 10 per ₹ 10 million of either turnover value on active order.

Depository Services

CDSL charges transaction fees for on-market and off-market transactions, ranging from ₹ 4.25 to ₹ 5.50 per transaction. Additionally, CDSL charges (i) annual maintenance charges to corporate account holders, (ii) monthly maintenance charges to members for pay-in and pay-outs received from the clearing corporation, (iii) annual issuer fees and processing fees related to corporate transactions to issuers, (iv) charges related to hardware and software support and (v) various other fees. In FY 2016, CDSL increased the annual issuer charges that it levies, which resulted in an increase in income from depository services in FY 2016. The maximum charges that CDSL can levy are regulated by SEBI.

Interest rates and funds available for investment

We earn a significant amount of income from investment activity, namely from (i) investment income earnings on the margin, deposits and settlement obligation funds available on clearing and settlement activity, which we account for as part of revenue from securities services, and (ii) revenue that we derive from investing deposits received from market participants (which we receive from members when they are admitted for trading) and our owned funds, which we account for as investment and deposit income. We mostly invest in debt securities, such as debt instruments of banks and financial institutions, corporate debt and debt mutual funds and government securities. For the six months ended September 30, 2016 and for FY 2016, FY 2015 and FY 2014, our investment and deposit income and treasury income on clearing and settlement funds together accounted for 33.7%, 35.1%, 44.1% and 49.5% of our total revenue, respectively.

We aim to invest funds within a framework of seeking four objectives: (i) providing adequate levels of safety; (ii) providing adequate liquidity to meet contingencies; (iii) achieving adequate risk versus rewards trade-offs; and (iv) facilitating overall diversification of risks. We pursue these objectives by defining various parameters and control checks that need to be adhered to before we make an investment. We invest in debt securities, such as debt instruments of banks and financial institutions, corporate debt and debt mutual funds and government securities. Currently, we make investments out of our own funds, which is generated through retained earnings and internal accruals, from deposits and collaterals that market participants place with our clearing corporation, and earmarked funds, which are funds that we receive in certain situations and must hold for the account of companies or members, such as (a) amounts in the core settlement guarantee fund and settlement guarantee fund, (b) a 1% company deposit received from companies prior to their initial public offerings, (c) withheld funds, which are amounts payable to members that we withhold due to certain regulatory requirements and (d) certain funds payable to members that have defaulted on their settlement obligations. Income from own funds accrues to us, whereas income from earmarked funds accrues to the respective funds, BSE's investor protection fund or members for whom the funds are earmarked.

The investment and treasury income that we receive depends primarily on two factors, namely (i) the prevailing interest rates in the case of investments we make in interest bearing assets (or on market rates of return in the case of investments that we make in non-interest bearing investments) and (ii) the levels of cash surplus that we have available for investment. These, in turn, depend on external factors such as the prevailing interest rate and macroeconomic environment in India, and levels of market activity.

The following table shows certain data regarding interest rates in India for the periods indicated:

	Six Months Ended September 30,	Year Ended March 31,		
	2016	2016	2015	2014
		<i>Basis points</i>		
RBI Repo Rate	650	675	750	800
RBI Reverse Repo Rate.....	600	575	650	700

The amount of cash that we receive as collateral for a transaction, and therefore have available for investment, depends primarily on the margin policy applicable to the particular trade and the settlement period of the trade. We invest our own funds, as well as cash that we receive from market participants and earn interest and dividend income on such investments. The deposits and collateral that we receive from market participants is interest free, so any income that we earn on investments made with such funds accrues to our benefit and we recognize income from such investments on our statement of profit and loss.

The average yield that we earn on our investment portfolio also depends on the mix of our investments, which we change over time in response to market conditions and to ensure efficient tax treatment. In particular, the Government's Union Budget in FY 2015 declared that investments held in non-equity schemes, including fixed maturity plans, qualify for long-term capital gains treatment only after a minimum holding period of three years. As we had been allocating a portion of our investments to fixed maturity plans, in response to this change we extended the holding period from one year to three year for a portion of our investments from fixed maturity plans. As a result, and because under Indian GAAP the recognition of income from fixed maturity plan investments is made only when they mature, we will begin recognizing income on these fixed maturity plans starting in FY 2017, which has partially offset other increases in investment income that we experienced in FY 2015 and FY 2016.

Joint Ventures, Amalgamations and Disinvestments, including the Potential Disinvestment in CDSL

Potential Disinvestment in CDSL

We currently own a 50.05% stake in CDSL, our depository. Prior to October 2016, when we divested a 4.15% stake in CDSL to LIC, we owned a 54.2% stake in CDSL. Pursuant to Indian law, effective April 1, 2017 stock exchanges will be prohibited from holding more than a 24.0% stake in depositories, as a result of which we are required to divest 26.05% of our stake in CDSL. The disinvestment of our stake in CDSL will significantly impact our financial condition and our financial results. In particular, upon the disinvestment, we will no longer own a controlling interest in CDSL, as a result of which we will consolidate CDSL as an associate instead of subsidiary in our financial statements. The change in method of consolidation of CDSL will result in a significant decrease in our revenue and expenses, and we will instead reflect our proportionate share in CDSL's profit (or loss) in a single line item entitled "Share of Profit / Loss of Associate". In turn, our profits will be reduced as a result of a sale of a material and profitable part of our business. If we receive cash as consideration for the disinvestment, we will then be able to invest or otherwise use that cash as we see fit, as a result of which we may be able to partially offset our decreased profits, though there is no guarantee that we would be able to do so.

The following table sets forth the impact that our divestment of CDSL would have had on certain of our balance sheet and income statement line items had the disinvestment completed on September 30, 2016 (in the case of the figures presented for the six months ended September 30, 2016) and March 31, 2016 (in the case of the figures presented for FY 2016):

	Six Months Ended September 30,			Year Ended March 31, 2016		
	Actual Results	Pro Forma Results ⁽²⁾	Percent Change	Actual Results	Pro Forma Results ⁽²⁾	Percent Change
	₹ (in millions)					
Balance Sheet						
Total assets ⁽¹⁾	44,523.4	39,555.9	-11.2%	42,069.7	37,621.1	-10.6%
Total liabilities	18,994.2	15,807.2	-16.8%	17,576.9	14,802.2	-15.8%
Total equity ⁽¹⁾	25,529.2	23,748.7	-7.0%	24,492.8	22,818.9	-6.8%
Income Statement						
Total revenue	3,834.7	2,980.8	-22.3%	6,582.7	5,234.5	-20.5%
Profit after share of minority and share of (loss) / profit of associate.....	1,049.3	942.8	-10.1%	1,225.3	1,023.9	-16.4%

(1) Our pro forma total assets and total equity do not reflect any consideration / net profit / (loss) that we would receive / realise for our disinvestment in CDSL, as we have not yet identified any particular transaction structure for the disinvestment and we do not know the nature and amount of consideration that we will receive.

(2) Our pro forma results are calculated based on our 54.2% shareholding of CDSL, by consolidating line by line and then deducting minority shares.

For more information on how the divestment in CDSL would have impacted our financial condition and results of operations in FY 2016 and the six months ended September 30, 2016 had the divestment already happened by the end of these periods, please see "*Financial Statements—Unaudited Pro Forma Consolidated Financial Information*" on page 485 of this Prospectus.

There can be no assurance that the sell-down of CDSL will take place by March 31, 2017 or at all, nor as to the form or amount of consideration that we receive for the divestment. Please see risk factor 22, "*Risk Factors—The pro forma financial information included in this Prospectus is presented for illustrative purposes only and may not be indicative of our financial condition or results of operations*" on page 29 of this Prospectus.

Amalgamation of USE with BSE

In FY 2015, we amalgamated the United Stock Exchange of India Limited ("**USE**") into the BSE. The amalgamation of USE impacted our financial results primarily by increasing our funds available to invest, which in turn increased on income from investments. USE was a currency exchange, and as a result of the acquisition of USE we began our currency derivative business.

Asia Index Private Limited

In February 2013, we entered into a strategic partnership with S&P Dow Jones Indices through our India-based joint venture, Asia Index Private Limited ("**AIPL**"). AIPL licenses its indices as the basis for a wide range of financial instruments. We consolidate our proportionate share of AIPL's revenues and expenses on line by line basis, which has resulted in an increase in certain of our income and expense line items, in particular employee benefits expense.

Settlement Guarantee Fund and the Core Settlement Guarantee Fund

Pursuant to Regulation 33 of the Securities Contracts (Regulations) (Stock Exchanges and Clearing Corporations) Regulations, 2012 ("**Regulation 33**") issued on June 20, 2012, read with SEBI circular SEBI/HO/MRD/DRMNP/CIR/P/2016/54 dated May 4, 2016 (the "**2016 Circular**"), a recognized stock exchange is required to transfer 25% of its annual profits to a fund of a recognized clearing corporation that clears and settles trades executed on that stock exchange to guarantee the settlement of trades. In our case, our wholly owned subsidiary, ICCL, conducts the clearing and settlement of trades for all segments of the BSE and maintains the settlement guarantee fund (the "**SGF**").

Separately, pursuant to SEBI Circular CIR/MRD/DRMNP/25/2014 dated August 27, 2014, recognized clearing corporations must establish and maintain a core settlement guarantee fund (the "**CSGF**") for each segment of a recognized stock exchange to guarantee the settlement of trades executed in respective segment. In the event that a clearing member fails to settle its obligations, funds in a CSGF will be used to complete the settlement.

Under the same circular, a clearing corporation establishes the minimum required corpus to the CSGF for each segment of the recognized stock exchange. A clearing corporation is required to contribute at least 50% of the minimum required corpus, whereas a recognized stock exchange is required to contribute at least 25% of the minimum required corpus. Contributions made by the stock exchanges to a CSGF can be offset against the mandatory transfer of 25% of its profits to a SGF.

The 2016 Circular clarifies that the 25% transfer of profit by the stock exchange to a SGF and the contribution by the stock exchanges towards a CSGF are two different requirements. On August 29, 2016, SEBI amended Regulation 33 of SECC Regulations, 2012 to remove the provision that required a recognized stock exchange to transfer 25% of its profits to a SGF. See also risk factor 31, "*Risk Factors—Changes in regulations concerning the Settlement Guarantee Fund may have material adverse effect on us*" on page 33 of this Prospectus. Our Exchange has made provision for the transfer of 25% of its profits to the SGF for the period from April 1, 2015 until August 29, 2016, which is the date of amendment of Regulation 33. Pursuant to the amendment, we will no longer be required to transfer 25% of the profits to the SGF but will continue making formula based contribution to SGF in the future.

We account for the exchange's minimum required contribution to the CSGF as administrative expenses. Prior to the 2016 Circular, we appropriated the 25% transfer of profit to the SGF under reserves and surplus. As a result of the 2016 Circular, starting in FY 2016 we have accounted for the 25% transfer of profit to the SGF as an exceptional item in our statement of profit and loss, and the balance laying in the SGF under reserves and

surplus. We account for the 25% transfer of profit to the SGF as an exceptional item on the basis of the SEBI Board's approval in May 2016 to remove the requirement to transfer 25% of profits to a SGF and because the 25% transfer of profit in FY 2016 was a one-time transfer to make up for prior amounts not transferred to the CSGF.

The change in treatment of the 25% transfer of profit to the SGF arising from the 2016 Circular has had a significant impact on our profit and loss account, resulting in exceptional items in the amount of ₹ 514.3 million during FY 2016 and ₹ 207.9 million during the six months ended September 30, 2016.

STATEMENT OF CRITICAL ACCOUNTING POLICIES

The preparation of our restated consolidated financial statements in conformity with Indian GAAP requires our management to make estimates and assumptions considered in the reported amounts of assets and liabilities (including contingent liabilities) and the reported income and expenses during the period. Estimates and assumptions are continuously evaluated and are based on our experience and other factors, including expectations of future events that are believed to be reasonable under the circumstances. Future results could differ due to these estimates, and the differences between the actual results and the estimates are recognized in the periods in which the results are known or materialize. We recognize any change in such estimates prospectively.

The following discussion presents areas where significant judgments, estimates and assumptions are required, as well as accounting policies that are particularly significant to our business. Changes in the assumptions used may materially affect the financial position or financial results reported in future periods. Further information on each of these and how they impact the various accounting policies are described in Note 1 to our restated consolidated financial statements.

Basis of Consolidation

The restated consolidated financial statements relate to BSE Limited, its subsidiary companies, jointly controlled entities and the Group's share of profit / loss in its associates. The restated consolidated financial statements have been prepared on the following basis:

- (a) The financial statements of the subsidiary companies, jointly controlled entities and associate used in the consolidation are drawn up to the same reporting date as that of the Company.
- (b) The financial statements of the Company and its subsidiary companies have been combined on a line-by-line basis by adding together like items of assets, liabilities, income and expenses, after eliminating intra-group balances, intra-group transactions and resulting unrealised profits or losses, unless costs cannot be recovered.
- (c) The restated consolidated financial statements include the share of profit / loss of the associate company which has been accounted for using equity method in accordance with Accounting Standard 23 Accounting for Investments in Associates in Consolidated Financial Statements. Accordingly, the share of profit/ loss of each of the associate companies (the loss being restricted to the cost of investment) has been added to / deducted from the cost of investments.
- (d) Share of profit / loss, assets and liabilities in the jointly controlled entities, which are not subsidiaries, have been consolidated on a line-by-line basis by adding together the book values of like items of assets, liabilities, incomes and expenses on a proportionate basis to the extent of the Group's equity interest in such entity in accordance with Accounting Standard 27 Financial Reporting of Interests in Joint Ventures. The intragroup balances, intra-group transactions and unrealised profits or losses have been eliminated to the extent of the Group's share in the entity. Jointly controlled entities that are considered subsidiaries under Accounting Standard 21 Consolidated Financial Statements are consolidated similar to the manner of consolidating subsidiaries and the share of interest of the other ventures in such entities is included as part of minority interest.
- (e) The excess of cost to the Group of its investments in the subsidiary companies / jointly controlled entities over its share of equity of the subsidiary companies / jointly controlled entities, at the dates on which the investments in the subsidiary companies / jointly controlled entities were made, is recognised as "goodwill", being an asset in the restated consolidated financial statements and is tested for

impairment on annual basis. On the other hand, where the share of equity in the subsidiary companies / jointly controlled entities as on the date of investment is in excess of cost of investments of the Group, it is recognised as "capital reserve" and shown under the heading "reserves & surplus", in the restated consolidated financial statements. The "goodwill" / "capital reserve" is determined separately for each subsidiary company / jointly controlled entity and such amounts are not set off between different entities.

- (f) Minority interest in the net assets of the consolidated subsidiaries consist of the amount of equity attributable to the minority shareholders at the date on which investments in the subsidiary companies were made and further movements in their share in the equity, subsequent to the dates of investments. Net profit / loss for the year of the subsidiaries attributable to minority interest is identified and adjusted against the profit after tax of the Group in order to arrive at the income attributable to shareholders of the Company.
- (g) The difference between the cost of investment in the associate and the share of net assets at the time of acquisition of shares in the associate is identified in the restated consolidated financial statements as "goodwill" or "capital reserve" as the case may be.
- (h) Goodwill arising on consolidation is not amortised but tested for impairment.
- (i) The restated consolidated financial statements have been prepared using uniform accounting policies for like transactions and other events in similar circumstances with certain exceptions as mentioned below and are presented to the extent possible, in the same manner as our separate financial statements.

Revenue Recognition

Revenue in respect of services rendered is recognised when the service is rendered and there is a reasonable certainty of ultimate realisation. Dividend income on investments is recognised when the unconditional right to receive dividend is established. Discount or premium on debt securities / discounted money market instruments is accrued over the period of remaining maturity.

Employee Benefits

Employee benefits are accrued in accordance with Accounting Standard-15 (Revised) "Employee Benefits":

Provident Fund – Defined Contribution Plan

Eligible employees receive benefits from a provident fund, which is a defined contribution plan. Aggregate contribution along with interest thereon is paid on cessation of services. We and our employees make monthly contributions to the Bombay Stock Exchange Employees' Provident Fund, a trust set up and administered by us. We are liable for any shortfall in the fund assets based on the minimum rate of return specified by the Government, which is debited to the Statement of Profit and Loss as and when services are rendered by the employees.

Compensated Absences

The leave balance is classified as long-term and short-term, based on the best estimates after considering the past trends. The short-term leave encashment liability has been measured on actual components eligible for leave encashment and expected short-term leave to be availed is valued at total cost to the Exchange. Long-term leave has been valued on actuarial basis as at the year end.

Gratuity – Defined Benefit Plan

We provide for gratuity, a defined benefit plan, in respect of employees. The cost of providing benefits is determined using the Projected Unit Credit method, with actuarial valuations being carried out at each balance sheet date. Actuarial gains and losses are recognised in the statement of profit and loss in the period in which they occur. Past service cost is recognised immediately to the extent that the benefits are already vested and otherwise is amortised on a straight-line basis over the average period until the benefits become vested. The retirement benefit obligation recognised in the balance sheet represents the present value of the defined benefit obligation as adjusted for unrecognized past service cost, as reduced by the fair value of scheme assets. Any

asset resulting from this calculation is limited to past service cost, plus the present value of available refunds and reductions in future contributions to the schemes.

Depreciation and Amortization

- (a) Tangible assets: Depreciable amount for assets is the cost of an asset, or other amount substituted for cost, less its estimated residual value. Depreciation on tangible fixed assets has been provided on the "written down value" method as per the useful life prescribed in Schedule II to the Companies Act, 2013.
- (b) Intangible assets: Computer software is amortised over 6 years on the 'written down value' basis for the number of days the assets have been put to use for their intended purposes. Goodwill on amalgamation is amortised over a period of two years on a 'straight line basis'.

Provisions, Contingent Liabilities and Contingent Assets

Provisions involving substantial degrees of estimation in measurement are recognised when there is a present obligation as a result of past events and it is probable that there will be an outflow of resources. Provisions, therefore, require management to make estimates and assumptions about the probability and amount of future outflows. Provisions (excluding retirement benefits) are not discounted to their present value, but are determined based on the best estimate required to settle the obligation at the balance sheet date. Management reviews these estimates at each balance sheet date and adjusts them to reflect management's current best estimates. Contingent liabilities are not recognised but are disclosed in the notes to our financial statements, while contingent assets are neither recognised nor disclosed in our financial statements.

Core Settlement Guarantee Fund

Pursuant to SEBI Circular no. C1R/MRD/DRMNP/25/2014 dated August 27, 2014 ("**CSGF Circular**") every recognized clearing corporation must establish and maintain a fund called the Core Settlement Guarantee Fund for each of its business segments to guarantee the settlement of trades. In the event that a clearing member fails to settle his or her obligations, funds in a Core Settlement Guarantee Fund will be used to complete the settlement. ICCL and the BSE contribute 75% and 25%, respectively, to the Core Settlement Guarantee Fund and this fund is represented by earmarked Core Settlement Guarantee Fund investments. The income earned on such investments is credited to the respective contributor's funds. Penalties and fines levied by the BSE are directly transferred to the Core Settlement Guarantee Fund as Other Contributions.

The Core Settlement Guarantee Fund, which amounted to ₹ 56.3 million as of the end of FY 2014, increased to ₹ 1,112.6 million, ₹ 1,760.5 million and ₹ 1,920.6 million as of the end of FY 2015, FY 2016 and as of September 30, 2016, respectively. The increase from FY 2014 to FY 2015 and thereafter was mainly due to the implementation of the stress test methodology specified by SEBI in the CSGF Circular on December 1, 2014, prior to which only penalties levied by clearing member was credited to Core Settlement Guarantee Fund corpus.

Transitioning from Indian GAAP to Ind AS

Pursuant to relevant regulations in India, we are required to report our financial results in accordance with new Indian accounting standards, Ind AS, from April 1, 2016 onwards. This Prospectus includes our audited financial statements for the six months ended September 30, 2016 and September 30, 2015 that have been audited in accordance with Ind AS. The transition from the prior applicable accounting standards, Indian GAAP, to Ind AS has impacted and may continue to impact the levels of our revenues, expenses and profits. Set forth below is a reconciliation of our consolidated profit after tax as per our Ind-AS financials for the six months ended September 30, 2016 to our consolidated profit after tax as per our Indian GAAP financial statements for the six months ended September 30, 2016:

Particulars	Six Months ended September 30, 2016		
	Previous GAAP	Effect of transition to Ind AS	Ind AS

(₹ in millions)

Revenue from operations: Income from

Securities services	1,496.7	(6.2)	1,490.5
Services to corporates.....	801.9	-	801.9
Data dissemination fees.....	123.2	-	123.2
Revenue from operations	2,421.8	(6.2)	2,415.6
Investment income	1,111.8	70.6	1,182.4
Other income.....	301.1	(40.0)	261.1
Total revenue	3,834.7	24.4	3,859.1
Expenses			
Employee benefits expense	640.0	(28.0)	612.0
Finance costs.....	6.0	(0.8)	5.2
Depreciation and amortisation expense	246.1	(2.0)	244.1
Impairment loss on financial assets.....	37.2	3.3	40.5
Other expenses	1,226.4	3.8	1,230.2
Total expenses	2,155.7	(23.7)	2,132.0
Profit before exceptional items and tax	1,679.0	48.1	1,727.1
Exceptional items:			
Settlement guarantee fund (25% transfer of profit)	207.9	-	207.9
Total exceptional items	207.9	-	207.9
Profit before tax	1,471.1	48.1	1,519.2
Tax expense:			
Current tax	305.3	(3.5)	301.8
MAT credit entitlement	(76.2)	76.2	-
Deferred tax.....	(5.5)	(58.8)	(64.3)
Total tax expenses	223.6	13.9	237.5
Profit after tax before share of Profit / (Loss) from Joint Venture/ Associate for the period	1,247.5	34.2	1,281.7
Share of Profit of Joint Ventures	-	5.3	5.3
Net Profit after tax for the period	1,247.5	39.5	1,287.0
Net Profit attributable to the shareholders of the Company	1,049.3	27.6	1,076.9
Net Profit attributable to the non controlling interest	198.2	11.9	210.1
Other comprehensive income			
Items that will not be reclassified to profit or loss			
Remeasurements of the defined benefit plans	-	(7.3)	(7.3)
Income tax relating to items that will not be reclassified to profit or loss	-	(1.8)	(1.8)
Total other comprehensive income for the period	1,247.5	34.0	1,281.5
Total Comprehensive Income for the period			
Net Profit attributable to the shareholders of the Company	1,049.3	22.2	1,071.5
Net Profit attributable to the non controlling interest	198.2	11.8	210.0

Impact of Consolidation of equity shares of BSE Limited on Ind-AS Financials

The Company has consolidated its entire authorised and issued share capital by increasing the nominal value of the equity share from ₹ 1 per share to ₹ 2 per share. Accordingly, the revised authorised share capital of the Company now stands at 1,500,000,000 equity shares of ₹ 2 per share, issued share capital of 54,588,172 equity shares of ₹ 2 per share and paid up share capital 53,678,172 equity shares of ₹ 2 per share, along with shares kept in abeyance of 910,000 equity shares of ₹ 2 per share.

The Ind-AS financials below do not reflect the consolidation of the share capital as described above. For a description of the impact on the share capital and earnings per share, please see "*Financial Statements—Restated Consolidated Financial Information*" on page 278 of this Prospectus.

Set forth below is a reconciliation of our consolidated balance sheet as per our Ind-AS financials as at September 30, 2016 to our consolidated balance sheet as per our Indian GAAP financial statements as at September 30, 2016.

Particulars	As of September 30, 2016		
	Previous GAAP	Effect on transition to Ind AS	Ind AS balance Sheet
	(₹ in millions)		
Equity and Liabilities			
Shareholders' Funds			
Share Capital	107.4	-	107.4
Reserves and Surplus	25,421.9	233.1	25,655.0
	25,529.3	233.1	25,762.4
Core Settlement Guarantee Fund	1,920.6	-	1,920.6
Minority Interest	2,277.2	161.4	2,438.6
Non-current Liabilities			
Deferred Tax Liabilities (Net)			
Other Financial Liabilities	698.3	(649.6)	48.7
Long-term Provisions	11.2	2.8	14.0
Other non-current liabilities	11.1	-	11.1
	720.6	(646.8)	73.8
Current Liabilities			
Financial Liabilities			
Trade Payables			
Total outstanding dues of Micro, Small and Medium Enterprises	-	-	-
Total outstanding dues of creditors other than Micro, Small and Medium Enterprises	532.3	(1.6)	530.7
Other Financial Liabilities	10,005.6	638.2	10,643.8
Provisions	131.0	(5.9)	125.1
Current Tax Liabilities (Net)	231.3	-	231.3
Other Current Liabilities	3,173.1	(2.5)	3,170.6
	14,073.3	628.2	14,701.5
TOTAL	44,521.0	375.9	44,896.9
ASSETS			
Non-current Assets			
Fixed Assets			
Property, plant and equipment	1,396.8	(84.8)	1,312.0
Capital work-in-progress	74.6	-	74.6
Investment property	-	35.5	35.5
Goodwill on Consolidation	850.4	-	850.4
Other Intangible Assets	178.6	(9.7)	168.9
Intangible Assets Under Development	18.1	-	18.1
Financial Assets			
Investments			
Investments in subsidiaries	0.6	-	0.6
Investments in joint ventures	-	19.8	19.8
Investments in associates	-	-	-
Other investments	13,638.6	31.0	13,669.6
Other financial assets	3,028.9	(4.6)	3,024.3
Non current tax assets (net)	865.5	-	865.5
Deferred Tax Assets (net)	223.4	(131.5)	91.9
Other Non-current Assets	14.3	1.0	15.3
	20,289.8	(143.3)	20,146.5
Current Assets			
Current Investments	8,000.2	525.6	8,525.8
Trade Receivables	638.9	(14.6)	624.3
Cash and Cash Equivalents	2,259.6	231.8	2,491.4
Bank balances other than above	11,717.1	-	11,717.1
Other Financial Assets	1,232.4	(222.6)	1,009.8
Other Current Assets	383.0	(1.0)	382.0
Current Assets	24,231.2	519.2	24,750.4
TOTAL	44,521.0	375.9	44,896.9

For detailed discussion on reconciliation of each relevant line item, see also "*Significant accounting policies and notes to the accounts of consolidated financial statements for the six months ended September 30, 2016—Explanation of Transition to Ind AS*" on page 429 of this Prospectus.

Results of Operations under Ind AS

With effect from April 1, 2016, we are required to prepare our financial statements in accordance with Ind AS. We set out below the comparison of our consolidated results of operations for the six months ended September 30, 2016 compared to the six months ended September 30, 2015, based on our consolidated financial statements that have been audited in accordance with Ind AS.

Description of Income Items

Income

Our revenue comprises revenue from operations, investment income and other income.

Revenue from operations

We generate revenue from our operations primarily from services to corporates and securities services. We recognize revenue when the significant terms of the arrangement are enforceable, services have been delivered and the collectability is reasonably assured.

Investment income

Our investment income primarily consists of interest income gained on financial assets that are not designated as at fair value through profit or loss, dividend income and other gains and losses on financial assets, investment and equity instrument.

Other income

Our other income primarily consists of rental income, website income, profit on disposal of property, plant and equipment, training institute, sale of software licenses, development, customisation and maintenance of software and other miscellaneous income.

Description of Expenditure Items

Our Ind AS audited total expenditure consists of the following:

1. employee benefits expense, which primarily consists of salaries and wages and to a lesser extent contributions to provident and other funds and staff welfare expenses;
2. finance costs, which primarily consists of interest expense on our fixed-period term loans, short term loans and factoring and interest on instalment payment made towards asset purchased on finance lease;
3. depreciation and amortisation expenses, primarily on our fixed assets;
4. impairment loss on financial assets, including bad debts written off; and
5. other expenses, which primarily consist of computer technology related expenses, technology programme expenses, electricity charges (net of recoveries), contribution to investors service fund, contribution to SEBI, building repairs and maintenance expenses, professional fees, advertising and marketing expenses, and other miscellaneous expenses.

Six months ended September 30, 2016 (consolidated, Ind AS audited) compared to the six months ended September 30, 2015 (consolidated, Ind AS audited)

The following table sets forth certain data from our statement of Ind AS audited consolidated profit and loss, in absolute terms and as a percentage of our total revenue, for the periods indicated:

	Six months ended September 30, 2016		Six months ended September 30, 2015	
	(₹ in millions)	%	(₹ in millions)	%
Revenue from operations: Income from				
Securities services	1,490.5	38.6%	1,096.3	35.2%
Services to corporates.....	801.9	20.8%	702.6	22.6%
Data dissemination fees.....	123.2	3.2%	108.7	3.5%
Revenue from operations	2,415.6	62.6%	1,907.6	61.3%
Investment income	1,182.4	30.6%	1,038.0	33.3%
Other income.....	261.1	6.8%	168.6	5.4%
Total revenue	3,859.1	100.0%	3,114.2	100.0%
Expenses				
Employee benefits expense	612.0	15.9%	507.0	16.3%
Finance costs	5.2	0.1%	1.1	0.0%
Depreciation and amortisation expense	244.1	6.3%	251.0	8.1%
Impairment loss on financial assets	40.5	1.0%	20.0	0.6%
Other expenses	1,230.2	31.9%	1,211.3	38.9%
Total expenses	2,132.0	55.2%	1,990.4	63.9%
Profit before exceptional items and tax	1,727.1	44.8%	1,123.8	36.1%
Exceptional items :				
Liquidity enhancement incentive program scheme	-	-	128.1	4.1%
Settlement guarantee fund (25% transfer of profit).....	207.9	5.4%	-	-
Loss on sale of BOI Shareholding Limited	-	-	59.3	1.9%
Others.....	-	-	46.0	1.5%
Total exceptional items	207.9	5.4%	233.4	7.5%
Profit before tax	1,519.2	39.4%	890.4	28.6%
Tax expense:				
Current tax	301.8	7.8%	99.7	3.2%
Deferred tax.....	(64.3)	-1.7%	1.8	0.1%
Total tax expenses	237.5	6.2%	101.5	3.3%
Profit after tax before share of Profit / (Loss) from Joint Venture/ Associate for the period	1,281.7	33.2%	788.9	25.3%
Share of Profit of Joint Ventures	5.3	0.1%	15.5	0.5%
Share of Loss of Associate	-	-	(1.8)	-0.1%
Net Profit after tax for the period ...	1,287.0	33.3%	802.6	25.8%

Revenue

Our total revenue increased by 23.9% to ₹ 3,859.1 million for the six months ended September 30, 2016 from ₹ 3,114.2 million for the six months ended September 30, 2015.

Revenue from operations

Our revenue from operations increased by 26.6% to ₹ 2,415.6 million for the six months ended September 30, 2016 from ₹ 1,907.6 million for the six months ended September 30, 2015, primarily as a result of increase in securities services, services to corporates and data dissemination fees.

Securities Services

Our revenue from securities services increased by 36.0% to ₹ 1,490.5 million for the six months ended September 30, 2016 from ₹ 1,096.3 million for the six months ended September 30, 2015, primarily as a result of (i) the increase in transaction charges due to increase in rate of transaction charges for certain groups of illiquid securities with effect from January 1, 2016 and (ii) the increase in income from depository services of CDSL as a result of increase annual issuer charges, which was partially offset by the decrease in income on clearing and settlement funds, which resulted from lower trading volume.

Services to corporates

Our revenue from services to corporates increased by 14.1% to ₹ 801.9 million for the six months ended September 30, 2016 from ₹ 702.6 million for the six months ended September 30, 2015, primarily as a result of (i) the increase in listing income and (ii) the increase in book building software income.

Data dissemination fees

Our revenue from data dissemination fees increased by 13.3% to ₹ 123.2 million for the six months ended September 30, 2016 from ₹ 108.7 million for the six months ended September 30, 2015, primarily as a result of the increase in income from the sale of financial market data, including real-time market data, historical information (such as trading data of the securities listed or traded on our exchange) and information relating to our indices, including the S&P BSE SENSEX.

Investment Income

Our investment income increased by 13.9% to ₹ 1,182.4 million for the six months ended September 30, 2016 from ₹ 1,038.0 million for the six months ended September 30, 2015, primarily as a result of recognition of mark to mark gain arising on financial assets measured at fair value through profit and loss account in compliance with Ind AS requirements.

Other income

Our other income increased by 54.9% to ₹ 261.1 million for the six months ended September 30, 2016 from ₹ 168.6 million for the six months ended September 30, 2015, primarily as a result of increase in miscellaneous income as a result of interest on income tax refund that we received during the six months ended September 30, 2016.

Expenses

Our total expenses increased by 7.1% from ₹ 2,132.0 million for the six months ended September 30, 2016 from ₹ 1,990.4 million for the six months ended September 30, 2015.

Employee benefits expense

Our employee benefits expense increased by 20.7% to ₹ 612.0 million for the six months ended September 30, 2016 from ₹ 507.0 million for the six months ended September 30, 2015, primarily as a result of an increase in salaries, allowances and bonuses as a result of annual increments, promotions and fresh hiring during FY 2016.

Finance costs

Our finance costs increased to ₹ 5.2 million for the six months ended September 30, 2016 from ₹ 1.1 million for the six months ended September 30, 2015.

Depreciation and amortisation expense

Our depreciation and amortisation expense decreased by 2.7% to ₹ 244.1 million for the six months ended September 30, 2016 from ₹ 251.0 million for the six months ended September 30, 2015.

Impairment loss on financial assets

Our impairment loss on financial assets increased to ₹ 40.5 million for the six months ended September 30, 2016 from ₹ 20.0 million for the six months ended September 30, 2015, primarily as a result of increase in provision for trade receivables during six months ended September 30, 2016.

Other expenses

Our other expenses increased by 1.6% to ₹ 1,230.2 million for the six months ended September 30, 2016 from ₹ 1,211.3 million for the six months ended September 30, 2015, primarily as a result of (i) the increase in computer technology related expenses, (ii) the increase in technology programme expenses related to

technology support provided to members, and (iii) the increase in professional fees, which were partially offset by the decrease in contributions to the core settlement guarantee fund.

Net profit after tax for the period

Primarily for the reasons stated above, our profit after tax for the period increased by 60.4%, to ₹ 1,287.0 million for the six months ended September 30, 2016 as compared to ₹ 802.6 million for the six months ended September 30, 2015.

Cash Flows (Ind AS audited)

The following table sets forth our consolidated cash flows for the six months ended September 30, 2016 and the six months ended September 30, 2015:

	Six months ended September 30, 2016	Six months ended September 30, 2015
	<i>(₹ in millions)</i>	
Net cash generated from/(used in) operating activities	2,130.7	(1,045.7)
Net cash generated from/(used in) investing activities	(2,449.6)	(1,067.1)
Net cash generated from/(used in) financing activities	(669.8)	(757.3)
Net increase/(decrease) in cash and cash equivalents	(988.7)	(2,870.1)

Cash in the form of cash in hand, cheques in hand, in current accounts and in deposit accounts with original maturity of three months together represents our cash and cash equivalents.

Cash Flows from Operating Activities

Net cash flow from our operating activities was ₹ 2,130.7 million for the six months ended September 30, 2016. Our profit for the six months ended September 30, 2016 was ₹ 1,287.0 million, which was adjusted for non-cash and other items in a net amount of ₹ 470.1 million, resulting in an operating profit before working capital changes of ₹ 816.9 million.

The following key adjustments were made to operating profit before working capital changes to arrive at cash flow from operating activities:

- an increase in other financial liabilities and other liabilities of ₹ 1,682.1 million for the six months ended September 30, 2016, primarily on account of income received in advance and statutory remittances related to taxes and statutory dues.
- an increase in trade receivables of ₹ 194.0 million for the six months ended September 30, 2016, primarily on account of billing done at the beginning of the year and collection made throughout the year.
- an increase in other financial assets and other assets of ₹ 277.0 million for the six months ended September 30, 2016, primarily on account of prepaid expense related to investor services fund.

The cash generated from our operations was ₹ 2,104.6 million for the six months ended September 30, 2016. We received refund from direct taxes (net of taxes paid) of ₹ 26.1 million.

Cash Flows from Investing Activities

Net cash used in investing activities was ₹ 2,449.6 million during the six months ended September 30, 2016, which primarily consisted of a net increase in fixed deposits with banks of ₹ 2,104.6 million and a net increase in investment in equity and debt instruments ₹ 851.7 million.

Cash Flows from Financing Activities

Net cash used in financing activities was ₹ 669.8 million during the six months ended September 30, 2016, which primarily consisted of dividend and taxes paid on thereon of ₹ 525.6 million and dividend and tax on dividend paid related to minority of ₹ 144.1 million.

Contingent Liabilities (as per our Ind-AS financials)

From time to time, we grant security over certain of our assets as collateral as well as issue corporate guarantees in respect of debt incurred by us. Our contingent liabilities as per our Ind-AS financials as at September 30, 2016 included the following:

Particulars	September 30, 2016
	(₹ in millions)
Claims against the Exchange not acknowledged as debts in respect of	
Income tax matters	213.9
Service tax matters	399.3
Department of telecommunication license matters ¹	40.1
Other matters	1,039.4
Other matters in the opinion of the Management are remote	1,036.3
Guarantees given by the Exchange to the loan provider	
Aggregate loans outstanding from employees of the Exchange as on date. The employees have mortgaged their flats / properties with the loan provider	4.8

Note:

- (1) During the year 2012-13, the Exchange had received notices from Department of Telecommunication ("DoT"), Government of India to pay a revised VSAT Network License Fees, Royalty etc. aggregating ₹ 63.6 million against which an amount of ₹ 23.5 million was paid and expensed previously. In respect of the balance amount of ₹ 40.1 million, the management filed a reply with DoT challenging the claim stating that the demand notices were based on an incorrect interpretation of the existing guidelines and orders. As a result, no provision for the same was made in the accounts and the amounts have been considered as a contingent liability.

The following discussion on our financial condition and results of operations is set forth based on our restated consolidated financial statements prepared in accordance with Indian GAAP (unless otherwise indicated).

PRINCIPAL COMPONENTS OF OUR INCOME STATEMENT

Revenue

Our revenue comprise of the following sources: (1) revenue from operations, which consists of (i) revenue from securities services; (ii) revenue from services to corporates and (iii) revenue from data dissemination fees; (2) income from investment and deposits and (3) other income.

Our revenue from operations accounted for 63.2%, 64.8%, 57.8% and 50.4% of our total revenue for the six months ended September 30, 2016, FY 2016, FY 2015 and FY 2014, respectively.

The following table sets forth our revenue from operations by each source for the periods indicated.

	Six Months Ended September 30,	Year Ended March 31,		
	2016	2016	2015	2014
	₹ (in millions)			
Revenue from operations				
Securities services	1,496.7	2,430.1	2,336.5	1,872.4
Services to corporates.....	801.9	1,611.1	1,053.9	591.4
Data dissemination fees	123.2	224.2	221.0	204.1
Income from Investment and Deposits	1,111.8	1,896.5	2,225.7	2,182.7
Other Income.....	301.1	420.8	410.4	447.6
Total revenue	3,834.7	6,582.7	6,247.5	5,298.2

Revenue from securities services

Revenue from securities services includes primarily transaction charges including trading and membership fees that we charge to market participants, revenue from depository services provided by CDSL, treasury income on investments made from clearing and settlement funds, and charges recovered from members for network connectivity, to a lesser extent, other sources of revenue such as annual subscription and admission fees, auction charges,

Transaction charges vary based on the security type, market segment, method of trading and the value of the trades executed. For more information on our transaction charges, please see "*—Transaction Charges*" on page 505 of this Prospectus.

We recover the charges incurred for network connectivity from members, which we account for as charges recovered.

Our subsidiary ICCL provides clearing and settlement services to its clearing and trading members, and retains the investment income earnings on the margin, deposits and settlement obligation funds available on clearing and settlement activity, which we account for as part of revenue from securities services. ICCL also charges to members auction commission charges for auction activity carried out in the event of a shortage of pay-in/pay-out of securities. When a member fails to deliver the shares or short delivers against any trade in a settlement, such non delivery or short delivery is settled through a separate auction mechanism, in which ICCL levies auction commission charges of 0.1% and 1% of the settlement value.

Our subsidiary CDSL provides depository services and facilitates the holding of securities in electronic form, enables securities transactions to be processed by book entry by a depository participant. Depository services income is mainly comprised of annual custodial fees received from registered issuers based either on per folio (the number of investors) or on issued capital, transaction charges charged to the depository participant on a per transaction basis and other miscellaneous charges pertaining to, among others, initial public offerings, corporate actions and e-voting.

Revenue from services to corporates

Revenue from services to corporates includes listing fees charged to listed corporates and mutual funds for listing their securities on the BSE platform (including the BSE SME platform) (which includes annual listing fees, further listing fees and listing application processing fees), book building software charges, company reinstatement fees and other fees. Listing fees vary based on, among other factors, the type of security, listed capital, market segment and method of trading.

Revenue from data dissemination fees

We earn income by selling financial market data, including real-time market data, historical information, such as trading data of securities listed or traded on our exchange, and information relating to our indices, including the S&P BSE SENSEX index.

Revenue from investments and deposits

Revenue from investments and deposits includes revenue that we derive from investing deposits received from market participants (which we receive from members when they are admitted for trading) and our owned funds. We invest these funds primarily in bonds, mutual funds and bank deposits, and to a lesser extent in equity ETFs. As a result of these investments, we earn interest income, dividend income and income on the redemption of units in mutual funds. For more information see "*—Factors Affecting Our Results of Operations— Interest rates and funds available for investment*" on page 506 of this Prospectus.

Other Income

We derive other income from charges for rent and infrastructure access, software services, our training institute, our website, our share of joint venture income from BOI Shareholding Limited, a joint venture that we had with Bank of India and which we divested during FY 2016, our share of joint venture income from Asia Index Private Limited, a joint venture that we have with S&P Dow Jones and miscellaneous other sources.

Expenses

Employee benefits expenses

Employee benefits expenses include salaries, allowances and bonus, contribution to provident funds and other funds, staff welfare expenses, provision for compensated absence and employee benefits expense related to our joint ventures.

Finance costs

Finance costs include finance charges on finance lease, interest and bank facility fees on our short term loans including working capital loans, bank guarantees, and our share of joint venture finance costs from Asia Index Private Limited, which develops and markets indices.

Depreciation and amortization expenses

Depreciation and amortization expenses include depreciation of buildings, plant and machinery, electrical installations, computers, furniture, fixtures and office equipment, motor vehicles, amortization of software, amortization of goodwill related to amalgamation and depreciation and amortization expenses related to our share in joint ventures.

Administration and other expenses

Administration and other expenses include: (i) computer technology related expenses, (ii) technology program expenses, (iii) electricity charges (net of recoveries), (iv) contributions to the investors services fund (comprising 20% of our income from listing fees received), (v) contributions to the core settlement guarantee fund, (vi) professional fees, (vii) contributions to SEBI (comprising 10% of our income from listing fees received), (viii) building repairs and maintenance, (ix) advertising and marketing expenses and (x) miscellaneous other items.

Exceptional Items

Under Indian GAAP, we treat our non-recurring and non-permanent expenses as exceptional items.

Liquidity enhancement incentive programme scheme

Pursuant to SEBI Circular CIR/DNPD/5/2011 dated June 2, 2011 permitting stock exchanges to introduce liquidity enhancement schemes for illiquid securities in the equity derivatives segment, we launched a series of liquidity enhancement incentive programs (the "**LEIPS**") to enhance liquidity in our equity futures and options segment from September 2011 to March 31, 2016. We discontinued the LEIPS program with effect from April 1, 2016. Under the LEIPS, we lowered our transaction fees and offered volume-based and open-interest-based cash incentives to our members, incurring expenses as a result. Please see Note 44(a) of our restated consolidated financial statements for further information.

Settlement Guarantee Fund

Under SEBI regulations, we are required to maintain a Settlement Guarantee Fund and transfer 25% of stock exchange's annual profits to this fund as maintained by our clearing corporation, ICCL, which resulted in an expense recognized in FY 2016 and the six months ended September 30, 2016. However, on August 29, 2016, SEBI amended Regulation 33 of SECC Regulations, 2012 to remove the provision that required a recognized stock exchange to transfer 25% of its profits to a SGF. Pursuant to the amendment, we will no longer be required to transfer 25% of the profits to the SGF but will continue making formula based contribution to SGF in the future. For more information regarding the regulations concerning the Settlement Guarantee Fund, see risk factor 31, "*Risk Factors—Changes in regulations concerning the Settlement Guarantee Fund may have material adverse effect on us*" on page 33 of this Prospectus. We treat the expenses as exceptional items based on the proposed amendment of the SEBI regulations. Please see Note 32 of our restated financial statements for further information.

Voluntary retirement scheme

During FY 2015, we and BOI Shareholding Limited ("**BOISL**"), a 49% joint venture with the Bank of India, implemented a voluntary retirement scheme for all of our eligible employees, in which the scheme was closed in the same year, resulting in an expense. Furthermore, a joint venture of our Group implemented a voluntary retirement scheme in FY 2013, resulting in an expense of our share in the scheme. The voluntary retirement schemes that we implemented in FY 2015 and FY 2013 are no longer in effect. Please see Note 44(b) of our restated consolidated financial statements for further information.

Loss on sale of Strategic Investment

In November 2015, our board approved the disposal of our investments in BOISL by means of an offer for sale. Then, BOISL provided clearing and settlement services for certain trading segments of the BSE, including the equity segment, which was taken over by ICCL in February, 2012. Based on the offer for sale, an amount of ₹ 64.3 million, being the difference between the sale price of the investment and its net worth in our consolidated financial statements, was charged in our statement of profit and loss for FY 2016.

Reversal of contribution to depository investor protection fund

Amendments in SEBI regulations in relation to the establishment of an investor protection fund have resulted in a reversal of contributions to the depository investor protection fund recognized in FY 2016. Under Regulation 53C(2) of SEBI (Depository and Participants) (Amendment) Regulations, 2012, every depository was required to contribute 25% of its annual profits to an investor protection fund. SEBI amended the regulation on January 21, 2016 and reduced the 25% requirement to 5%, retrospectively from September 2012. As a result, the amount of CDSL's profits that it had to contribute to the depository investor protection fund since FY 2012 was reduced from 25% to 5% in FY 2015. CDSL recognized income as a result of reversing the prior provision for contributions to the depository investor protection fund, save for the 5% that it is still required to contribute to the fund. Please see Note 30 of our restated consolidated financial statements for further information.

Others

We incurred other expenses related to exceptional items in FY 2015 in relation to the termination of a software development agreement by USE, prior to USE's amalgamation with us. Since the termination of contract was a non-recurring event, USE treated the item as an exceptional item. Upon the amalgamation of USE with BSE in FY 2015, we also disclosed the same as an exceptional item.

Furthermore, based on a direction received from SEBI during FY 2016, we charged an amount of ₹ 46.0 million to our profit and loss statement, which is to be reimbursed to BSE investor's protection fund for contributions that the investor protection fund had made to the IFRS Foundation pertaining to earlier years. Accordingly, we reimbursed the amounts to the investor protection fund in FY 2016, and because such payments were non-recurring in nature, we charged them as exceptional items.

Tax expense

Our tax expense includes current tax, minimum alternate tax credit entitlement and deferred tax. Provisions for current tax are made on the basis of the estimated taxable income for the current accounting period in accordance with the provisions of the Income Tax Act, 1961. Deferred tax results from timing differences between the book and the taxable profits for the period and is accounted for using the tax rates and laws that have been enacted or substantively enacted as on the balance sheet date. Deferred tax assets are recognized and carried forward only to the extent that there is reasonable certainty, except for carried forward losses and unabsorbed depreciation, which are recognized based on virtual certainty that the difference will reverse in the future. We consider the Minimum Alternative Tax as an asset, which gives future economic benefits in the form of adjustments to future income tax liability, if there is convincing evidence that we will pay normal income tax. Accordingly, we recognized the Minimum Alternative Tax when it is highly probable that future economic benefits associated with the Minimum Alternative Tax will flow to us.

We strive to structure our operations, including our investment portfolio and treasury operations, in a tax efficient manner. For example, our investments in Indian Government bonds are tax free.

RESULTS OF OPERATIONS

The following table sets forth our consolidated income statement for the periods indicated.

	Six Months ended	Year Ended March 31,		
	September 30,	2016	2015	2014
	2016	(₹ in millions)		
Revenue from operations				
Securities Services.....	1,496.7	2,430.1	2,336.5	1,872.4
Services to corporates.....	801.9	1,611.1	1,053.9	591.4
Data Dissemination Fees.....	123.2	224.2	221.0	204.1
Total Revenue from Operations.....	2,421.8	4,265.4	3,611.4	2,667.9
Income from investments and deposits.....	1,111.8	1,896.5	2,225.7	2,182.7
Other income				
Rent and infrastructure charges.....	45.7	94.0	97.6	177.1
Income from software services.....	25.4	59.0	50.5	64.2
Training institute.....	62.4	131.5	102.3	98.4
Website income.....	15.7	28.9	30.3	20.8
Miscellaneous other income ⁽¹⁾	107.8	30.5	47.0	33.0
Share in joint venture.....	44.1	76.9	82.7	54.1
Total Other income.....	301.1	420.8	410.4	447.6
Total revenue.....	3,834.7	6,582.7	6,247.5	5,298.2
Employee benefits expense.....	640.0	1,115.5	998.7	853.7
Finance costs.....	6.0	6.7	6.6	3.8
Depreciation and amortization expense.....	246.1	616.8	587.7	323.5
Administration and other expenses.....	1,263.6	2,462.1	2,195.7	1,570.0
Total expenses.....	2,155.7	4,201.1	3,788.7	2,751.0
Profit before exceptional items,				
 extraordinary items and tax.....	1,679.0	2,381.6	2,458.8	2,547.2
Exceptional items.....	207.9	466.0	507.5	612.9
Profit before tax.....	1,471.1	1,915.6	1,951.3	1,934.3
Tax expense.....	223.6	324.1	437.8	339.9
Net Profit before extraordinary items				
as restated	1,247.5	1,591.5	1,513.5	1,594.4
Extraordinary items.....	-	-	-	(5.7)
Net profit after tax and extraordinary				
items as restated	1,247.5	1,591.5	1,513.5	1,600.1

(1) Note: all items of miscellaneous income are from normal business activities, mainly interest income on income tax refunds, office transfer income and recovery of expenses from mutual funds.

Six Months ended September 30, 2016

Revenue

Our total revenue was ₹ 3,834.7 million for the six months ended September 30, 2016.

Revenue from operations

Our revenue from operations was ₹ 2,421.8 million for the six months ended September 30, 2016.

(i) Securities services

Our revenue from securities services was ₹ 1,496.7 million for the six months ended September 30, 2016. This was primarily due to income from depository services of ₹ 700.9 million and income from transaction charges of ₹ 485.0 million. Our income from transaction charges as a percentage of our securities services income increased to 32.4% in the six months ended September 30, 2016 from 22.6% in FY 2016 primarily as a result of an increase in the rate of transaction charges for certain groups of illiquid securities, effective from January 1, 2016. See, "— Transaction Charges".

(ii) Services to corporates

Our revenue from services to corporates was ₹ 801.9 million for the six months ended September 30, 2016. This was primarily due to listing fees of ₹ 702.9 million and book building software charges of ₹ 72.5 million. Book building software charges increased on an annualized basis in the six months ended September 30, 2016 as compared to in FY 2016, primarily as a result of a increase in income from public issues.

(iii) Data dissemination fees

Our revenue from data dissemination fees was ₹ 123.2 million for the six months ended September 30, 2016. This was primarily due to income from the sale of financial market data, including real-time market data, historical information (such as trading data of the securities listed or traded on our exchange) and information relating to our indices, including the S&P BSE SENSEX.

Income from investments and deposits

Our income from investments and deposits was ₹ 1,111.8 million for the six months ended September 30, 2016. This includes interest income from long term investments of ₹ 601.9 million and interest income from fixed deposits and term deposits of ₹ 274.7 million.

Other Income

Our other income generated was ₹ 301.1 million for the six months ended September 30, 2016. This was primarily due to miscellaneous income of ₹ 107.8 million, which was mainly due to interest on income tax refund. Contributing to our other income was income from our training institute of ₹ 62.4 million and rent and infrastructure charges of ₹ 45.7 million.

Expenses

Our total expenses were ₹ 2,155.7 million for the six months ended September 30, 2016.

Employee benefits expense

Our employee benefits expense was ₹ 640.0 million for the six months ended September 30, 2016. This was primarily due to salaries, allowances and bonuses.

Depreciation and amortization expense

Our depreciation and amortization expense was ₹ 246.1 million for the six months ended September 30, 2016. This includes depreciation on tangible fixed assets of ₹ 192.8 million and amortization of intangible assets of ₹ 53.3 million.

Administration and other expenses

Our administration and other expenses were ₹ 1,263.6 million for the six months ended September 30, 2016. This includes primarily computer technology related expenses, which include expenses for the repairs and maintenance on our computers, our technology programme, electricity charges (net of recoveries), professional fees, contribution to the investors' services fund, contributions to SEBI and other miscellaneous items.

Profit before exceptional items, extraordinary items and tax

As a result of the foregoing, our profit before exceptional items, extraordinary items and tax was ₹ 1,679.0 million for the six months ended September 30, 2016.

Exceptional items

Our expenses from exceptional items were ₹ 207.9 million for the six months ended September 30, 2016. This was due to our contribution to the settlement guarantee fund.

Tax expense

Our tax expense was ₹ 223.6 million for the six months ended September 30, 2016. This was primarily due to our current taxes, which was offset by the Minimum Alternate Tax credit entitlement.

Extraordinary items

We did not have any expenses from extraordinary items for the six months ended September 30, 2016.

Profit after tax and extraordinary items

As a result of the foregoing, our profit after tax and extraordinary items was ₹ 1,247.5 million for the six months ended September 30, 2016.

Share of Minority

Our share of minority was ₹ 198.2 million for the six months ended September 30, 2016. This was primarily due to the portion of CDSL's profit attributable to its minority shareholders.

Net Profit after Share of Minority and Share of Loss of Associate as Restated

Primarily as a result of the foregoing, our net profit after share of minority and share of loss of associate as restated was ₹ 1,049.3 million for the six months ended September 30, 2016.

FY 2016 Compared to FY 2015

Revenue

Our total revenue increased by 5.4% from ₹ 6,247.5 million for FY 2015 to ₹ 6,582.7 million for FY 2016.

Revenue from operations

Our revenue from operations increased by 18.1% from ₹ 3,611.4 million for FY 2015 to ₹ 4,265.4 million for FY 2016.

(i) Securities services

Our revenue from securities services increased by 4.0% from ₹ 2,336.5 million for FY 2015 to ₹ 2,430.1 million for FY 2016. This was primarily due to an increase in income from depository services as a result of a ₹ 126.7 million increase in annual issuer charges by CDSL in FY 2016, partially offset by a decrease in treasury income on clearing and settlement funds, which resulted from lower trading volumes.

(ii) Services to corporates

Our revenue from services to corporates increased by 52.9% from ₹ 1,053.9 million for FY 2015 to ₹ 1,611.1 million for FY 2016. This was primarily due to a 51.0% increase in annual listing fees from ₹ 957.9 million in FY 2015 to ₹ 1,446.0 million in FY 2016 as a result of an increase in certain annual listing fee rates and an increase in the use of our book-building software by issuers, which resulted in a 103.1% increase in book building software charges from ₹ 55.3 million in FY 2015 to ₹ 112.3 million in FY 2016.

(iii) Data dissemination fees

Our revenue from data dissemination fees remained relatively stable from FY 2015 to FY 2016, increasing by 1.4% from ₹ 221.0 million for FY 2015 to ₹ 224.2 million for FY 2016.

Income from investments and deposits

Our income from investments decreased by 14.8% from ₹ 2,225.7 million for FY 2015 to ₹ 1,896.5 million for FY 2016. This decrease was primarily due to (i) a reduction in investible funds due to a contribution to the Core Settlement Guarantee Fund, and (ii) an increase in maturity period in fixed maturity plans, which we carry at historical cost as per Indian GAAP, from one years to three years.

Other Income

Our other income increased by 2.5% from ₹ 410.4 million for FY 2015 to ₹ 420.8 million for FY 2016. This increase was primarily due to an increase in income from our training institute, partially offset by a decrease of miscellaneous other income as a result of a one-time income tax refund that we received in FY 2015.

Expenses

Our total expenses increase by 10.9% from ₹ 3,788.7 million for FY 2015 to ₹ 4,201.1 million for FY 2016.

Employee benefits expense

Our employee benefits expense increased by 11.7% from ₹ 998.7 million for FY 2015 to ₹ 1,115.5 million for FY 2016. This increase was primarily due to an increase in salaries, allowances and bonuses as a result of annual increments, promotions and fresh hiring during FY 2016.

Depreciation and amortization expense

Our depreciation and amortization expense increased by 5.0% from ₹ 587.7 million for FY 2015 to ₹ 616.8 million for FY 2016. This increase was primarily due to capital expenditure incurred for our disaster recovery site at Hyderabad and a new data centre in Mumbai. For more information, please see "*Capital Expenditures and Capital Investments—Historical Capital Expenditures*" on page 531 of this Prospectus.

Administration and other expenses

Our administration and other expenses increased by 12.1% from ₹ 2,195.7 million for FY 2015 to ₹ 2,462.1 million for FY 2016. This increase was primarily due to (i) an increase in technology programme expenses incurred in FY 2016 related to technology support provided to members, (ii) an increase in contributions to the investors' services fund, which is largely line with our increase in listing income, (iii) an increase in electricity charges (net of recoveries), which increased primarily due to our disaster recovery site in Hyderabad and (iv) an increase in professional fees, relating, among other factors, to our initiative to develop consumer indices on unemployment in India. These increases were partially offset by a decrease in contributions to the core settlement guarantee fund.

Profit before exceptional items, extraordinary items and tax

As a result of the foregoing, our profit before exceptional items, extraordinary items and tax decreased by 3.1% from ₹ 2,458.8 million for FY 2015 to ₹ 2,381.6 million for FY 2016.

Exceptional items

Exceptional items decreased by 8.2% from ₹ 507.5 million for FY 2015 to ₹ 466.0 million for FY 2016. This decrease was primarily due to (i) the reversal of contributions to the depository investor protection fund of ₹ 331.0 million as recognized in FY 2016, which arose from a retrospective amendment in SEBI regulations pursuant to which the requirement for depositories to credit profits to the investor protection fund were reduced from 25% of profits to 5% of its profits; (ii) the recognition of a one-time expense of ₹ 143.2 million in relation to our implementation of a voluntary retirement scheme for our eligible employees during FY 2015, and (iii) a decrease in expenses related to our liquidity enhancement incentive program from ₹ 342.5 million in FY 2015 to ₹ 172.4 million in FY 2016, which were partially offset by the expenses related to the Settlement Guarantee Fund based on the SEBI circulated dated May 4, 2016.

Tax expense

Our tax expense decreased by 26.0% from ₹ 437.8 million for FY 2015 to ₹ 324.1 million for FY 2016. This decrease was primarily due to tax benefits claimed by ICCL for its contribution to the Core Settlement Guarantee Fund.

Profit after tax and extraordinary items

As a result of the foregoing, our profit after tax and extraordinary items increased by 5.2% from ₹ 1,513.5 million for FY 2015 to ₹ 1,591.5 million for FY 2016.

Share of Minority

Share of minority increased by 70.4% from ₹ 213.3 million for FY 2015 to ₹ 363.5 million for FY 2016. This was primarily due to an increase in profits of CDSL, mainly due to the reversal in contribution to the depository investor protection fund.

Net Profit after Share of Minority and Share of Loss of Associate as Restated

Primarily as a result of the foregoing, our net profit after share of minority and share of loss of associate as restated decreased by 5.6% from ₹ 1,297.4 million for FY 2015 to ₹ 1,225.3 million for FY 2016 due to the reasons described above.

FY 2015 Compared to FY 2014

Revenue

Our total revenue increased by 17.9% from ₹ 5,298.2 million for FY 2014 to ₹ 6,247.5 million for FY 2015.

Revenue from operations

Our revenue from operations increased by 35.4% from ₹ 2,667.9 million for FY 2014 to ₹ 3,611.4 million for FY 2015.

(i) Securities services

Our revenue from securities services increased by 24.8% from ₹ 1,872.4 million for FY 2014 to ₹ 2,336.5 million for FY 2015. This increase was primarily due to: (i) a 71.7% increase in transaction charges from ₹ 294.0 million in FY 2014 to ₹ 504.9 million in FY 2015, which primarily resulted from improved conditions in the Indian capital markets, in particular increased turnover in the Equity Cash segment by 63.9%, (ii) a 20.1% increase in income from depository services from ₹ 870.6 million in FY 2014 to ₹ 1,045.5 million in FY 2015 as a result of increased charges on account of higher transaction volumes, and (iii) a 21.1% increase in treasury income on clearing and settlement funds from ₹ 439.2 million in FY 2014 to ₹ 531.9 million in FY 2015 due to higher funds available for investment as a result of the increased market activity.

(ii) Services to corporates

Our revenue from services to corporates increased by 78.2% from ₹ 591.4 million for FY 2014 to ₹ 1,053.9 million for FY 2015. This was primarily due to a 98.0% increase in listing fees from ₹ 483.8 million in FY 2014 to ₹ 957.9 million in FY 2015, largely from an increase in listing fees for equity securities, which increased by ₹ 328.9 million. Listing fees for equity securities increased due to both having more equity listings in FY 2015 than in FY 2014 to increasing the rates for annual listing fees. Contributing to the increase revenue from services to corporates was an increase in listing processing fees, largely related to increased qualified institutional placements and increased direct listings.

(iii) Data dissemination fees

Our revenue from data dissemination fees increased by 8.3% from ₹ 204.1 million for FY 2014 to ₹ 221.0 million for FY 2015. This was primarily due to an increase in subscriptions by new customers as a result of our alliance with Deutsche Börse and a revision in pricing policies that took effect in April 2014.

Income from investments and deposits

Our income from investments increased slightly by 2.0% from ₹ 2,182.7 million for FY 2014 to ₹ 2,225.7 million for FY 2015. This increase was primarily due to the amalgamation of USE with the BSE, leaving us

with more funds available to invest, which was partially offset by an increase in maturity period in fixed maturity plans, which we carry at historical cost as per Indian GAAP, from one years to three years

Other Income

Our other income decreased by 8.3% from ₹ 447.6 million for FY 2014 to ₹ 410.4 million for FY 2015. This decrease was primarily due to a decrease in rent and infrastructure charges as a result of amalgamation of the USE with BSE. Prior to the amalgamation, BSE had been providing rent and infrastructure services to USE, and hence earning revenue from rent and infrastructure charges. After the amalgamation, the rent and infrastructure charges are eliminated on consolidation of USE into our financial statements. This decrease was partially offset by an increase in income from our share of income from joint ventures, primarily relating to Asia Index Private Limited, which became fully operational during FY 2015.

Expenses

Our total expenses increased by 37.7% from ₹ 2,751.0 million for FY 2014 to ₹ 3,788.7 million for FY 2015.

Employee benefits expense

Our employee benefits expense increased by 17.0% from ₹ 853.7 million for FY 2014 to ₹ 998.7 million for FY 2015. This increase was primarily due to an increase in salaries, allowances and bonuses as a result of annual increments, promotions and an increase in provisions for compensated absences and our share of joint venture expenses, primarily relating to Asia Index Private Limited.

Depreciation and amortization expense

Our depreciation and amortization expense increased by 81.7% from ₹ 323.5 million for FY 2014 to ₹ 587.7 million for FY 2015. This increase was primarily due to amortisation of goodwill on amalgamation of USE, a revision of the useful life of depreciable assets as per Companies Act 2013 and initialisation of depreciation for a disaster recovery site in Hyderabad during last quarter of FY 2015. In FY 2015, we reassessed the depreciation rate on tangible fixed assets according to the useful life specified in the Companies Act, 2013. As a result of the change, the charge on account of depreciation for FY 2015 is higher than the useful lives estimated in earlier periods by ₹ 70.3 million.

Administration and other expenses

Our administration and other expenses increased by 39.9% from ₹ 1,570.0 million for FY 2014 to ₹ 2,195.7 million for FY 2015. This increase was primarily due to contributions to the Core Settlement Guarantee Fund recognized in FY 2015 on account of the 2014 Circular, as well as increases due to miscellaneous other items.

Profit before exceptional items, extraordinary items and tax

As a result of the foregoing, our profit before exceptional items, extraordinary items and tax decreased by 3.5% from ₹ 2,547.2 million for FY 2014 to ₹ 2,458.8 million for FY 2015.

Exceptional items

Exceptional items decreased by 17.2% from ₹ 612.9 million for FY 2014 to ₹ 507.5 million for FY 2015. This decrease was primarily due to a decrease in expense in relation to our liquidity enhancement incentive program scheme (the "LEIPS") from ₹ 612.9 million in FY 2014 to ₹ 342.5 million in FY 2015 as we began to phase out the scheme, partially offset by recognition of the expense in relation to implementation of our voluntary retirement scheme in FY 2015.

Tax expense

Our tax expense increased by 28.8% from ₹ 339.9 million for FY 2014 to ₹ 437.8 million for FY 2015. This increase was primarily due to (i) lower tax-free income and (ii) higher provisions for income taxes arising from the contribution to the Core Settlement Guarantee Fund, as such contributions are not deductible expenses for FY 2015 for tax purpose.

Extraordinary items

We recognized an extraordinary income of ₹ 5.7 million for FY 2014 relating to an insurance claim received against extraordinary expenses recognized in FY 2013 due to losses on account of a fire.

Profit after tax and extraordinary items

As a result of the foregoing, our profit after tax decreased by 5.4% from ₹ 1,600.1 million for FY 2014 to ₹ 1,513.5 million for FY 2015.

Share of Minority

Share of minority decreased by 12.6% from ₹ 244.1 million for FY 2014 to ₹ 213.3 million for FY 2015. This was primarily due to a decrease in the profits of CDSL, as a result of which the pro rata portion of CDSL's profit attributable to CDSL's minority shareholders decreased.

Net Profit after Share of Minority and Share of Loss of Associate as Restated

As a result of the foregoing, our net profit after share of minority and share of loss of associate as restated decreased by 4.0% from ₹ 1,351.9 million for FY 2014 to ₹ 1,297.4 million for FY 2015 due to the reasons described above.

LIQUIDITY AND CAPITAL RESOURCES

We have in the past met our working capital and other capital requirements primarily from internal cash flows, maturities on our investments and deposits and other funds received from market participants.

Financial Resources

As of September 30, 2016, we had cash and bank balances of ₹ 16,920.9 million. Cash and bank balances primarily consist of cash on hand and balances with scheduled banks. Our primary liquidity requirements have been to finance our working capital requirements. We expect to meet our working capital and liquidity requirements for the next 12 months primarily from cash and bank balances and cash flows from our business operations.

The following table sets forth a selected summary of our statement of cash flows for the periods indicated.

	Six Months ended September 30, 2016	Year Ended March 31,		
		2016	2015	2014
		(₹ in millions)		
Net cash from / (used in) operating activities	2,138.2	(491.2)	(1,528.2)	1,728.4
Net cash from / (used in) investing activities.....	(2,455.7)	1,646.3	3,687.1	(747.6)
Net cash (used in) financing activities.....	(679.4)	(1,217.0)	(454.7)	(2,711.2)
Net increase / (decrease) in cash and cash equivalents	(996.9)	(61.9)	1,704.2	(1,730.4)
Cash and cash equivalents at the beginning of the year / period.....	3,376.3	3,438.2	1,707.3	3,437.7
Bank balance transferred under scheme of arrangement.....	-	-	26.7	-
Cash and cash equivalents at the end of the year / period.....	2,379.4	3,376.3	3,438.2	1,707.3

Net Cash Flow from Operating Activities

Six Months ended September 30, 2016

Net cash flow from operating activities for the six months ended September 30, 2016 was ₹ 2,138.2 million. Our restated profit before extraordinary items and tax was ₹ 1,471.1 million, which was adjusted for non-cash and other items in a net amount of ₹ 643.8 million, resulting in an operating profit before working capital changes of ₹ 827.3 million.

The following key adjustments were made to operating profit before working capital changes to arrive at cash flow from operating activities:

- an increase in other liabilities of ₹ 1,688.4 million primarily due to an increase in income received in advance for annual listing fees and an increase in liability for statutory remittances (which are any amounts outstanding and payable to government bodies such as securities transaction tax, tax deducted at sources and indirect taxes payable), both of which were due primarily to payment timing differences, partially offset by a decrease in clearing and settlement funds liabilities;
- an increase in trade receivables of ₹ 200.6 million primarily on account of billing done at the beginning of the year and collection made throughout the year; and
- an increase in loans and advances of ₹ 290.6 million primarily due to an increase in prepaid expenses of the investor services fund.

The cash generated from our operations for the six months ended September 30, 2016 was ₹ 2,115.5 million and we have received refund (net of payments) on direct taxes of ₹ 22.7 million.

FY 2016

Net cash flow used in operating activities for FY 2016 was ₹ 491.2 million. Our restated profit before extraordinary items and tax was ₹ 1,915.6 million, which was adjusted for non-cash and other items in a net amount of ₹ 848.9 million, resulting in an operating profit before working capital changes of ₹ 1,066.7 million.

Operating profit before working capital changes was adjusted mainly for a decrease in other liabilities of ₹ 760.5 million, primarily as a result of a decrease in statutory remittance. We typically pay statutory remittances in shortly after the end of our fiscal year. However, our statutory remittances decreased for FY 2016 because we paid some of the outstanding amount in advance in March 2016, rather than FY 2017, due to early collection requests, whereas there were no such requests in FY 2015.

The cash generated from our operations for FY 2016 was ₹ 241.9 million and we paid direct taxes of ₹ 733.1 million.

FY 2015

Net cash flow used in operating activities for FY 2015 was ₹ 1,528.2 million. Our restated profit before extraordinary items and tax was ₹ 1,951.3 million, which was adjusted for non-cash and other items in a net amount of ₹ 1,243.5 million, resulting in an operating profit before working capital changes of ₹ 707.8 million.

Operating profit before working capital changes was adjusted mainly for a decrease in other liabilities of ₹ 1,685.4 million, primarily as a result of a decrease in clearing and settlement fund obligations, which depends on settlement obligations, margins received that remain outstanding and day-to-day changes based on market activity.

The cash used in our operations for FY 2015 was ₹ 1,048.1 million and we paid direct taxes of ₹ 480.1 million.

FY 2014

Net cash flow from operating activities for FY 2014 was ₹ 1,728.4 million. Our restated profit before extraordinary items and tax was ₹ 1,934.3 million, which was adjusted for non-cash and other items in a net amount of ₹ 1,760.6 million, resulting in an operating profit before working capital changes of ₹ 173.7 million.

Operating profit before working capital changes was adjusted mainly for an increase in other liabilities of ₹ 1,949.2 million, primarily as a result of an increase in clearing and settlement fund obligations, which depends

on settlement obligations, margins received that remains outstanding and day-to-day changes based on market activity.

The cash generated from our operations for FY 2014 was ₹ 2,276.3 million and we paid direct taxes of ₹ 547.9 million.

Net Cash Flow from Investing Activities

Our net cash flow used in investing activities for the six months ended September 30, 2016 was ₹ 2,455.7 million, primarily due to a net increase in current investments of ₹ 2,475.7 million due to current investment made in mutual funds and a net increase in fixed deposits with banks of ₹ 2,022.4 million due to investments made in deposit accounts, which were partially offset by a net decrease in long-term investments of ₹ 1,617.7 million due a realisation of long-term investments and further investment of same into current investments.

Our net cash flow generated from investing activities in FY 2016 was ₹ 1,646.3 million, primarily due to interest and dividend income of ₹ 1,641.9 million and maturities of long-term and current investments of ₹ 625.8 million, which were partially offset by cash used in the procurement of fixed assets of ₹ 623.4 million.

Our net cash flow generated from investing activities in FY 2015 was ₹ 3,687.1 million, primarily due to maturities of long-term and current investments of ₹ 2,314.2 million and interest and dividend income of ₹ 2,095.1 million, which were partially offset by cash used in the procurement of fixed assets of ₹ 725.8 million.

Our net cash flow used in investing activities in FY 2014 was ₹ 747.6 million, primarily due to net cash used for long-term and current investments of ₹ 2,080.2 million and cash used in the procurement of fixed assets of ₹ 445.9 million, which were partially offset by interest and dividend income received of ₹ 1,761.0 million.

Net Cash Flow from Financing Activities

Our net cash flow used in financing activities for the six months ended September 30, 2016 was ₹ 679.4 million, primarily due to dividends and taxes paid thereon of ₹ 538.5 million.

Our net cash flow used in financing activities for FY 2016 was ₹ 1,217 million, primarily due to dividends and taxes paid thereon of ₹ 1,116.9 million.

Our net cash flow used in financing activities for FY 2015 was ₹ 454.7 million, primarily due to dividends and taxes paid thereon of ₹ 494.9 million.

Our net cash flow used in financing activities for FY 2014 was ₹ 2,711.2 million, primarily due to a decrease in trading member and other deposits of ₹ 2,066.6 million due to repayment of deposits to trading members based on a new deposit-based membership scheme and dividends and taxes paid thereon of ₹ 494.9 million. Member deposits decreased in FY 2014 as we started giving trading members who have completed their lock-in period refunds of excess deposits. In April 2010, we reduced the deposit amount for our new deposit-based membership scheme from ₹ 10 million to ₹ 1 million. In connection with this reduction, we introduced a transaction charge rebate for existing deposit-based members for their cash deposits at the Exchange after completion of a three year lock-in period commencing June 2010.

As a result, deposits decreased in FY 2014 and resulted in a net cash flow used in financing activities.

Borrowings

Our third party borrowings consist of (i) long-term unsecured loans, with an aggregate amount outstanding of ₹ nil as of September 30, 2016, (ii) current maturity of long-term borrowing of ₹ 10 million as of September 30, 2016 and (iii) short-term bank loans comprising fixed-rate secured bank overdraft facilities from the Bank of India, HDFC Bank, Yes Bank, Canara Bank, State Bank of India, Corporation Bank, IDBI Bank Limited, UBI Bank, Axis Bank and ICICI Bank. We generally utilise these facilities to manage short-term working capital requirements, in particular to ensure that our clearing corporation is able to fund settlement activities. As of September 30, 2016, we had no outstanding balances on these short-term bank loans.

CAPITAL EXPENDITURES AND CAPITAL INVESTMENTS

Historical Capital Expenditures

In the six months ended September 30, 2016, we had capital expenditures of ₹ 203.0 million, which were primarily incurred for upgrading our technology.

In FY 2016, we had capital expenditures of ₹ 583.9 million, which were primarily incurred for the development of our new data centre in Mumbai, a disaster recovery site at Hyderabad and upgrading our technology.

In FY 2015, we had capital expenditures of ₹ 1,243.8 million, which were primarily incurred for the development of disaster recovery site at Hyderabad, goodwill on the amalgamation of USE with the BSE and upgrading our technology.

In FY 2014, we had capital expenditures of ₹ 322.0 million, which were primarily incurred for upgrading our technology.

Planned Capital Expenditures

We currently expect to incur capital expenditures of ₹ 125.0 million for the fiscal year ending March 31, 2017 including those amounts which have been contracted but not provided for as disclosed in the preceding section. This amount does not include our planned capital expenditures in relation to our international exchange and clearing corporation in GIFT City, in respect of which we expect to spend ₹ 500.0 million to capitalize a clearing corporation and ₹ 250.0 million to capitalize a stock exchange, in addition to any amounts spend on operating expenditures.

We expect to fund the above planned capital expenditures through our internal cash flows.

Our actual capital expenditures may differ from the amounts set out above due to various factors, including our future cash flows, results of operations and financial condition, changes in the local economy in India, the availability of financing on terms acceptable to us, problems in relation to possible construction/development delays, defects or cost overrun, delays in obtaining or receipt of governmental approval, changes in the legislative and regulatory environment and other factors that are beyond our control.

CONTRACTUAL OBLIGATIONS AND COMMITMENTS

The following table summarizes our contractual obligations as of September 30, 2016.

	Payments Due by Period					Total
	Within One Year	After One Year but within Three Years	After Three Years but within Five Years	More than Five Years	Maturity Unidentified	
			₹ (in millions)			
Finance Lease.....	7.9	-	-	-	-	7.9
Current maturity of Long-term Borrowings.....	10.0	-	-	-	-	10.0
Deposits.....	-	-	-	-	1,527.8	1,527.8
Trade Payables.....	774.1	38.3	-	-	-	812.4
Capital Creditors.....	40.1	-	-	-	-	40.1
Capital Commitment.....	78.1	-	-	-	-	78.1
Total	910.2	38.3	-	-	1,527.08	2,476.3

Note: Earmarked deposits are not considered above as separate investments / cash balances maintained for same and above information is based on restated consolidated financial statements and due dates are estimated by management.

We plan to fund these contractual obligation and contractual commitments through our internal cash flows and short-term bank borrowings.

OFF-BALANCE SHEET ARRANGEMENTS AND CONTINGENT LIABILITIES

We do not have any material off-balance sheet arrangements.

As at September 30, 2016, we had contingent liabilities that we do not consider remote, totalling ₹ 1,692.7 million, of which ₹ 40.1 million relate to our Department of Telecommunications ("DOT") license matters, ₹ 613.2 million relate to income and service tax matters and ₹ 1,039.4 million relate to other matters. Our contingent liabilities relating to income tax matters are pending with respect to demands raised for disallowance of expenditures related to exempt income and prior period items. Our contingent liabilities relating to service tax matters are on account of disputes between us and certain tax authorities relating to investment income, specifically with of our subsidiary companies in relation to the characterization and classification of certain items.

During FY 2013, we received notices from the DOT and the Government of India to pay revised VSAT network license fees, royalties and other similar items aggregating ₹ 63.6 million, of which we paid ₹ 23.5 million in FY 2013. We have filed a replay with the DOT challenging the claim on that basis that the notices are based on incorrect interpretations of existing guidelines and orders.

MARKET RISK

We are exposed to interest rate risk, foreign exchange risk and credit risk, among others. Our risk management approach seeks to minimize the potential material adverse effects from these exposures. We have implemented risk management policies and guidelines that set out our tolerance for risk and our general risk management philosophy. Accordingly, we have established a framework and process to monitor the exposures to implement appropriate measures in a timely and effective manner. We do not have a fixed hedging policy.

Interest Rate Risk

Interest rate risk is the risk that movements in interest rates will affect our income, the value of our portfolio of financial assets or the amounts payable on our borrowings. We are exposed to the effects of fluctuations in the prevailing levels of market rates on our financial position and cash flows, which primarily arises out of fluctuations on the yield of our debt investments. In the long term, the yield on our debt investments is primarily affected by interest rates set by Indian banks, the interest rates on Indian government securities and the condition of India's financial markets. Given that our investment portfolio constitute a significant portion of our assets, our exposure to long-term fluctuations in the yield on debt instrument is material, and we expect that any changes in such yield may have a material impact on our financial condition and results of operations.

Foreign Exchange Risk

We derive most of our income in Indian Rupees and incur most of our expenses in Indian Rupees. Our investment portfolio is concentrated in Indian securities and is also denominated in Indian Rupees. As such, we are not subject to material foreign exchange risk.

Credit Risk

Credit risk is the risk that one party to a financial asset will fail to discharge an obligation and cause the other party to incur a financial loss.

The Indian Clearing Corporation Ltd., our wholly owned clearing and settlement subsidiary, provides a counterparty guarantee to its clearing members to guarantee performance and completion of the settlement of trades. By acting as guarantor in this manner, ICCL is exposed to potential losses should a clearing member default. We protect against the risk of defaults by a clearing member before it has settled its outstanding transactions, we require the clearing member to deposit margins and collateral, at least 50% of which must be in the form of cash and cash equivalents. We are also required to maintain a Core Settlement Guarantee Fund, which is based on specific method prescribed by Securities and Exchange Board of India. We have also taken counterparty default insurance. For further details of our risk management policy relating to credit risk, see "*Our Business—Post Trade—Clearing, Settlement and Risk Management—Risk Management*" on page 152 of this Prospectus.

Inflation Risk

We do not consider our exposure to inflation risk to be material.

RECENT ACCOUNTING PRONOUNCEMENTS

We currently prepare our annual financial statements under Indian GAAP. We are required to implement Ind AS, which are largely converged with International Financial Reporting Standards, in the financial year commencing on April 1, 2016, and to provide comparative figures for the corresponding period in our prior financial year. As such, we have prepared audited financial statements for the six months period ended September 30, 2016 and September 30, 2015 included in this Prospectus in accordance with Ind AS. Given that Ind AS is different in many respects from Indian GAAP, under which we currently prepare our financial statements, the transition to Ind AS may have a significant impact on our financial results and position. For more information, see "*Summary of Significant Differences between Indian GAAP and Ind AS*" on page 494 of this Prospectus.

KNOWN TRENDS AND UNCERTAINTIES

Except as described elsewhere in this offering document, there are no known trends or uncertainties which are expected to have a material adverse impact on our revenues or income from continuing operations.

Credit Ratings

Our company has not received any credit ratings. However, our wholly-owned subsidiary ICCL, which operates our clearing corporation, has been rated AAA/Stable by India Ratings and AAA by CARE Ratings.

UNUSUAL OR INFREQUENT EVENTS OR TRANSACTIONS

Other than as described in this section and the sections of this Prospectus entitled "*Risk Factors*", "*Our Business*" and "*History and Certain Corporate Matters—Summary of key agreements*" on pages 19, 133 and 172 of this Prospectus, respectively, there have been no events or transactions which may be described as "unusual" or "infrequent".

SIGNIFICANT ECONOMIC CHANGES THAT MATERIALLY AFFECTED OR ARE LIKELY TO AFFECT REVENUE FROM OPERATIONS

Other than as described in this section and the sections of this Prospectus entitled "*Risk Factors*" "*Industry*" and "*Our Business*" on pages 19, 111 and 133 of this Prospectus, respectively, there have been no significant economic changes that materially affected or are likely to affect income from continuing operations.

MATERIAL INCREASES IN NET REVENUES AND SALES

Material increases in our net revenues and sales are primarily due to the reasons described in "*—Results of Operations*" above on page 521 of this Prospectus.

TOTAL REVENUES OF EACH MAJOR INDUSTRY SEGMENT IN WHICH OUR COMPANY OPERATES

The following table sets forth the revenues of our reportable business segments, namely, our stock exchange operations and depository services segments:

	Six Months ended September 30,	Year Ended March 31,		
	2016	2016	2015	2014
		₹ (in millions)		
Stock Exchange Activity	2,682.4	4,810.8	4,643.8	3,695.0
Depository Activity	872.3	1,381.8	1,258.9	1,207.1

All income related to securities services, such as services to corporates, data dissemination fees, listing fees, investment income relating to stock exchange operations, website income, and other similar items are allocated to stock exchange activity. Depository activity income is the income that we earn from CDSL, our depository. In addition to income from stock exchange activity and depository activity, we also derive income that is not allocable to either of these segments, such as income from IT services, the BSE Institute, rental income from the

leasing of premises and infrastructure and other items, and hence our income from stock exchange activity and income from depository activity do not by themselves sum to our total revenue from operations.

After we reduce our stake in CDSL, we will only report stock exchange operations in our financial statements. For more information, please see "*Joint Ventures, Amalgamations and Disinvestments, including the Potential Disinvestment in CDSL – Potential Disinvestment in CDSL*" on page 507 of this Prospectus.

FUTURE RELATIONSHIPS BETWEEN COSTS AND INCOME

Other than as described in this section and the sections of this Prospectus entitled "*Risk Factors*" and "*Our Business*" and on pages 19 and 133 of this Prospectus, respectively, there are no known factors which will have a material adverse impact on our operations or finances.

NEW PRODUCT OR BUSINESS SEGMENTS

We are continually evaluating opportunities to expand our product offering and the business segments in which we operate. For details of our past and contemplated product innovations and business segment expansion, see the sections of this Prospectus entitled "*Our Business— Our Strengths—Strong brand recognition with a track record of innovation*" and "*Our Business— Our Strategies*" on pages 134 and 136 of this Prospectus, respectively.

COMPETITIVE CONDITIONS

For a description of the competitive conditions in which we operate, see the section of this Prospectus entitled "*Our Business—Competition*" on page 160 of this Prospectus.

SUPPLIERS OR CUSTOMER CONCENTRATION

We do not have any material dependence on a single or a few suppliers or customers.

SEASONALITY

Our business is not subject to material seasonal fluctuations.

OUTSTANDING LITIGATION AND MATERIAL DEVELOPMENTS

The details of the outstanding litigation or proceedings involving the Exchange, Directors and Group Companies, are described in this section in the manner as detailed below. Please note that as set out in the section, "Our Group Companies" on page 196 of this Prospectus, our Group Companies include our Subsidiaries.

Except as stated in this section, there are no (i) outstanding criminal proceedings involving the Exchange, Directors or Group Companies; (ii) actions taken by statutory or regulatory authorities against the Exchange, Directors or Group Companies; (iii) outstanding claims involving the Exchange, Directors or Group Companies for any direct and indirect tax liabilities; (iv) outstanding material civil litigation involving the Exchange, Directors and Group Companies; (v) inquiries, inspections or investigations initiated or conducted under the Companies Act against the Exchange and Subsidiaries in the last five years immediately preceding the year of this Prospectus, and if there were prosecutions filed (whether pending or not); (vi) fines imposed on, or compounding of offences by the Exchange or Subsidiaries under the Companies Act in the last five years immediately preceding the year of this Prospectus; (vii) material frauds committed against the Exchange in the five years preceding the date of this Prospectus; (viii) any other litigation involving the Exchange, Directors and Group Companies, or any other person, whose outcome could have a material adverse impact on the Exchange; (ix) outstanding dues to small scale undertakings and other creditors of the Exchange; (x) pending proceedings initiated against the Exchange for economic offences; and (xi) defaults and non-payment of statutory dues.

I. Litigation involving the Exchange

A. Outstanding criminal litigation involving the Exchange

Criminal proceedings against the Exchange

- a) A miscellaneous application was filed on March 10, 2010 by Sunvision Infotech Private Limited against State of Maharashtra, N.M. Joshi Marg Police Station, Mr. Manish Nathulal Garg, Manager, the concerned officer of Sharekhan Limited ("**Sharekhan**") and the manager of the Exchange before the Metropolitan Magistrate Court, Dadar, in relation to certain fraudulent purchases of shares of Richa Industries Limited by an employee of Sharekhan. This miscellaneous application has been filed seeking, amongst other things, the release of the pay-out in relation to the sale of shares of Richa Industries Limited, which was withheld by the Exchange pursuant to a direction of the N.M. Joshi Marg Police Station. The matter is currently pending before the Metropolitan Magistrate Court, Dadar.
- b) A special criminal complaint was filed on January 29, 2001 by Mr. Jitendra Vora ("**Complainant**") against Sunil Shares and Stock Private Limited, the Exchange and others (collectively the "**Accused**") before the Judicial Magistrate Class I, Indore, under Sections 406, 420, 120-B, and 34 of the IPC alleging, amongst other things, criminal breach of trust, cheating, criminal conspiracy, in relation to misappropriation of shares, which were proposed to be sold by the Complainant, and a security amount aggregating to ₹ 20,000. The matter is currently pending at Judicial Magistrate Class I, Indore.
- c) A criminal application was filed on September 10, 2015 by Ms. Hetal Patel and others (collectively known as "**Applicants**") against the Exchange and others (collectively known as "**Respondents**") before the Gujarat High Court in relation to certain transactions undertaken through a member of the Exchange, Ratnakar Securities Private Limited ("**Ratnakar**"), who is also one of the Respondents, in the scrip of Dinesh Allogra Limited ("**Dinesh**"). The Applicants have filed the present application for issuance of appropriate directions to the Exchange, to release an amount of ₹ 14.79 million, accruing to them on account of these transactions, which was withheld by the Exchange pursuant to a direction of the Economic Offences Wing, Bhavnagar. The matter is currently pending before the Gujarat High Court.
- d) A criminal complaint was filed on May 19, 1997 by Mr. Lawrence Fernandes ("**Complainant**") against Dynachem Pharmaceutical (Exports) Limited ("**Dynachem**"), and nine others, including the Exchange (collectively known as the "**Accused**") before the Additional Chief Metropolitan Magistrate's Court at Ballard Pier, Bombay under Section 420 read with Section 120B and/or Section 34 of the IPC, alleging that the Accused had committed certain offences including, cheating, criminal conspiracy and common intention of deceiving the Complainant, in relation to non-transfer of share

certificates, pursuant to a purchase of 500 shares of Dynachem. It was alleged that the Exchange failed to monitor the activities of Dynachem in order to protect public interest, and hence was made a party to the proceeding. The matter is currently pending before the Additional Chief Metropolitan Magistrate's Court at Ballard Pier, Bombay.

- e) A criminal complaint was filed on March 28, 2012 by Mr. Shashikant Lavande ("**Shashikant**") before the M.R.A. Marg Police Station against Mr. Vilas Dange and Mr. Shivaji More (collectively known as "**Accused**"), for an offence committed under Section 3(1)(x) of the Scheduled Castes and Scheduled Tribes Act (Prevention of Atrocities), 1989, claiming that he was allegedly made to sit on a wheel chair by the Accused and paraded and humiliated because of the community he belongs to ("**Criminal Complaint**"). The matter is currently pending before the Sessions Court at Greater Mumbai.

Criminal proceedings by the Exchange

- a) An FIR was filed on December 17, 1998 by the Exchange against Pankaj Hiralal Shah ("**Accused**") with the Economic Offences Wing, Crime Branch, CID, Mumbai under Sections 380, 465, 467, 468, 471 and 420 read with 34 and 120B of the IPC alleging that the Accused had introduced fake, forged and stolen shares of various scrips collectively amounting to ₹ 22.9 million approximately. The matter is pending before the Magistrate Court, Esplanade, Mumbai.
- b) A criminal application was filed on August 17, 2012 by the Exchange, against the State of Maharashtra and Mr. Yogesh Mehta ("**Respondents**") before the Bombay High Court, in relation to an alleged defamatory article in the daily newspaper of 'Mid-Day'. The Additional Chief Metropolitan Magistrate's Court in Ballard Pier had previously passed a judgment acquitting Mr. Yogesh Mehta, of the charge of defamation, in a private complaint filed by the Exchange, which resulted in the Exchange filing the present application. The matter is currently pending before the Bombay High Court.
- c) An FIR was filed on April 16, 1996 by Mr. Jagdish Jayshankar Bhatt, the then director of the Exchange ("**Complaint**") against the promoter of Presto Finance Limited ("**Presto**"), under Sections 120-B, 420 and 471 of the IPC, in relation to the introduction of fake shares in the market and seeking legal action against the promoters of Presto. The matter is currently pending before the Additional Chief Metropolitan Magistrate's Court, Esplanade, Mumbai.
- d) A criminal application was filed on December 10, 2012, by the Exchange against Mr. Shailesh Bajaj and another (collectively known as "**Respondents**") before the Bombay High Court under Section 138 of the Negotiable Instruments Act, in relation to a cheque issued by Mr. Shailesh Bajaj in favour of the Exchange, which was returned unpaid and dishonoured. The Exchange had previously filed a complaint under Section 138 of the Negotiable Instruments Act before the Metropolitan Magistrate Court, Ballard Pier, Mumbai ("**Magistrate**") against Mr. Shailesh Bajaj, wherein the Magistrate had acquitted Mr. Shailesh Bajaj, pursuant to which the Exchange has filed the present application. The matter is currently pending before the Bombay High Court.
- e) A criminal complaint was filed in January, 2011 by the Exchange against Mr. J. Dey, Mr. Biswajit Behera and Mr. Krishnamurty Shetty (collectively known as "**Accused**") in the court of the Additional Chief Metropolitan Magistrate Court at Ballard Pier ("**Additional Magistrate**") under Sections 34, 499 and 500 of the IPC, alleging that the Accused had committed criminal defamation in relation to an article published on December 4, 2010 on the front page of the daily newspaper 'Mid Day', titled "*Was BSE Hacked?..*", which was followed by a detailed report referring to Mr. Ketan Parekh, who had helped manipulate stock prices of some companies. The matter is currently pending before the Additional Magistrate.
- f) A criminal complaint was filed on December 21, 2012 by the Exchange against Mr. Mitul Shah ("**Accused**") in the court of the Metropolitan Magistrate at Ballard Pier Court, Mumbai ("**Magistrate**") under Section 138 of the Negotiable Instruments Act ("**Act**"), in relation to a leave and license agreement entered into between the Accused and the Exchange ("**Leave and License Agreement**"), for use of a portion of the Exchange's premises by the Accused. The Accused had dispatched the amount payable under the Leave and License Agreement, by way of four cheques which were returned unpaid and dishonoured, due to insufficiency of funds in the bank account of the Accused. The Exchange has sought, amongst other things, issuance of process against and imposition of maximum punishment on the Accused. The matter is currently pending before the Magistrate.

- g) A criminal writ petition was filed on July 13, 2012 by Mr. Vilas Dange and Mr. Shivaji More, employees of the Exchange (“**Petitioners**”) against the State of Maharashtra, Assistant Commissioner of Police, M.R.A. Marg Division and Mr. Shashikant Lavande (collectively known as “**Respondents**”) before the Bombay High Court, challenging a criminal complaint filed on March 28, 2012, by Shashikant with the M.R.A Marg Police Station, claiming that he was allegedly made to sit on a wheel chair by the Petitioners and paraded and humiliated because of the community he belongs to (“**Criminal Complaint**”). The Petitioners have sought, amongst other things, (i) quashing and setting aside of the Criminal Complaint, (ii) direction preventing the Respondents from taking any coercive action against the Petitioners, pending hearing and disposal of this petition, and (iii) interim and ad-interim stay on any coercive actions that might be attempted by Respondents. The matter is currently pending before the Bombay High Court.
- h) A criminal complaint was filed in January 2011 by the Exchange against the Exchange’s Employees’ Union (“**Union**”), Mr. Pramod Dhaware (“**Pramod**”) and Mr. S. L. Crasto (collectively known as “**Accused**”) before the court of the Additional Chief Metropolitan Magistrate Court at Ballard Pier, Mumbai (“**Additional Magistrate**”) under Sections 500 and 34 of the IPC, alleging that the Accused had committed the offence of criminal defamation in relation to a defamatory article published in a newspaper, which was made public by putting it up prominently on the Union’s notice board. This complaint is currently pending before the Additional Magistrate.
- i) A criminal complaint was filed on May 29, 2003 by the Exchange against Mr. Gulshan Gera (“**Accused**”), then head of the debt markets segment of the Exchange, in the M.R.A Marg Police Station (“**Police Station**”), including, under Sections 408, 417 and 420 of the IPC, alleging that the Accused had amongst other things, unauthorizedly and without the knowledge and authority of the Exchange overheard the telephonic conversations of certain senior executives of the Exchange, obtained a duplicate passport on a false declaration and financial mismanagement. The Accused was arrested on May 31, 2003, pursuant to which he filed an application for interim bail (“**Interim Bail**”) before the Metropolitan Magistrate Court at Ballard Pier (“**Magistrate**”). However, the Police Station filed a separate criminal complaint on June 3, 2003, before the Magistrate seeking, denial of the Interim Bail and grant of custody of the Accused to conduct an investigation of alleged offences. The matter is currently pending before the Magistrate.
- j) A criminal complaint was filed on August 5, 2013 by Vipul Vyas, on behalf of the Exchange before the M.R.A. Marg Police Station (“**Police Station**”) for the theft of a building plan and building completion certificate (“**Documents**”) of P. J. Tower (“**Office Premises**”). The Municipal Corporation of Greater Mumbai (“**MCGM**”) had issued a notice dated November 15, 2011 to the Exchange alleging that the basement and the service floors of the Office Premises were being misused and had asked the Exchange to furnish Documents for verification of the same. However, the Exchange could not locate the Documents and suspected that the same were either stolen or lost, pursuant to which this criminal complaint was filed. The Exchange has requested, amongst other things, the Police Station to carry out an investigation regarding the same. The matter is currently pending before the Police Station.
- k) The Exchange filed a complaint on April 28, 2016 before the Cyber Crime Police Station, Bandra, alleging infringement of its intellectual property rights due to the alleged use of the domain/ website ‘<http://bseindia.me>’ (“**Website**”), which contained webpages, trademarks, logos, etc. which were similar to the Exchange’s websites and seeking initiation of suitable legal action against the alleged infringers and blocking of the Website.
- l) The Exchange filed a complaint on July 23, 2015 before the Senior Inspector of Police, M.R.A. Marg Police Station (“**Police Station**”) in relation to an anonymous letter received by the Exchange, which was distributed to various Central and State Government authorities, journalists and other organisations. The Exchange alleged that the letter was defamatory, including in relation to its officials and its Managing Director, and demanded an inquiry of the same. The matter is currently pending before the Police Station.
- m) The Exchange filed a complaint on August 6, 2015 before the Cyber Crime Investigation Cell, Mumbai alleging infringement of its intellectual property rights due to the alleged use of domain/ website ‘<http://bsebull.in>’ (“**Website**”), which contained webpages, trademarks, logos, etc. which were similar to the Exchange’s websites. The alleged website is operated by a person/ entity under tradename

BSEBULL (“**Accused**”) who are providing services in the financial sector and relating to the stock market, which is linked to the Exchange’s services. The Exchange was informed by its investors, that they had received fraudulent messages/ emails from the Accused to trade in scrips of Dhyana Finstock Limited. The Exchange has amongst other things, sought, (i) to restrain the Accused from operating the alleged website, (ii) to cease or block the Website so that the same should not be accessed by public in general, and (iii) to cease/ destroy all materials including but not limited to stationery, printed matters, websites, application, advertisement, publicity and all other articles bearing and/or containing any reference in any manner whatsoever to the Exchange.

B. Outstanding civil litigation involving the Exchange

As regards civil litigation, given the nature and extent of operations of the Exchange, our Board has, pursuant to its resolution dated September 7, 2016 considered outstanding civil litigation involving the Exchange wherein the aggregate amount involved exceeds the lower of 1% of consolidated profit after tax of the Exchange as of FY 2016 or 5% of the net worth of the Exchange as of FY 2016, each taken on a restated and consolidated basis, as being material for the Exchange.

Accordingly, we have only disclosed all outstanding civil litigations involving the Exchange wherein the aggregate amount involved exceeds ₹ 9.7 million individually. In case of pending civil litigation proceedings wherein the monetary amount involved is not quantifiable, such litigation has been considered ‘material’ only in the event that the outcome of such litigation has a bearing on the operations or performance of the Exchange.

Except as stated below, there is no outstanding litigation involving the Exchange wherein the aggregate amount involved exceeds ₹ 9.7 million individually.

Civil proceedings against the Exchange

- a) A suit was filed on March 1, 2007 by Girnar Fibres Limited (“**Plaintiff**”) against Ludhiana Stock Exchange (“**LSE**”), M.P. Stock Exchange Limited, Delhi Stock Exchange Association Limited, Calcutta Stock Exchange Association Limited, the Exchange, Madras Stock Exchange Limited and SEBI (collectively known as “**Defendants**”) before the court of Civil Judge, Senior Division, Ludhiana, for alleged denial of release of deposit by LSE. The Plaintiff claimed that LSE had wrongfully imposed a penalty on it which was subsequently deducted from its security deposit. The Plaintiff has, amongst other things, sought, (i) recovery of an amount of ₹ 4.2 million along with interest at 24% per annum till the realization of the entire suit amount, (ii) a decree of mandatory injunction directing LSE and SEBI to issue a no-objection certificate, and (iii) a no complaint certificate from the remaining stock exchanges, including the Exchange, in favour of the Plaintiff. The matter is currently pending before the court of Civil Judge, Senior Division, Ludhiana.
- b) An original suit was filed on March 15, 2010 by Sharekhan Limited (“**Plaintiff**”) against Mr. Prem Kumar Birendra Chaudhary (“**Prem Kumar**”) and the Exchange and others (collectively known as “**Defendants**”) before the Bombay High Court, in relation to an alleged fraudulent transaction undertaken by Mr. Prem Kumar in the scrip of Richa Industries Limited. The Plaintiff has sought, amongst other things, (i) the annulment of the entire transaction undertaken by Mr. Prem Kumar, (ii) issuance of a direction to the Exchange to keep the funds relating to the alleged fraudulent transaction with a nationalized bank pending investigation, (iii) issuance of further directions to the Exchange to conduct investigations and (iv) to stop brokers who have dealt with the same scrip from making any payments, refund of ₹ 13 million to be paid by the Exchange in the event the transactions are annulled and in case the transactions are not annulled, a recovery of an amount of ₹ 13.2 million with interest at 21% per annum from February 9, 2010 till payment and/ or realization of the suit amount, from Mr. Prem Kumar. The matter is currently pending before the Bombay High Court.
- c) A suit for permanent injunction was filed on July 8, 2002 by Century Consultants Investors Welfare Association (“**Plaintiff**”) against Century Consultants Limited (“**CCL**”), the Exchange and NSE (collectively known as “**Defendants**”) before Court of Civil Judge, Senior Division, Lucknow, in relation to an alleged compromise entered into between the Plaintiff and CCL for the payment of creditor dues, pursuant to purchase of shares by CCL involving an amount of ₹ 300 million. The entire amount arising from the purchase of shares by CCL was submitted to the Exchange and NSE for disbursement, however due to several complaints filed against CCL before the Court of Special Judicial

Magistrate, Central Bureau of Investigation, Lucknow (“**CBI**”), CBI had prohibited the disbursement of the purchase amount. Subsequently, CBI allowed partial payment to a certain client named, Prabodh Artha Sanchay Private Limited. Hence, the Plaintiff by way of the present suit has sought, amongst other things, a permanent injunction, against the Exchange and NSE, restraining them from making any payment in relation to the purchase amount till the case pending before the CBI is decided. The matter is currently pending before the Court of Civil Judge, Senior Division, Lucknow.

- d) A writ petition was filed on September 10, 2007 by Salim Akbarali Nanji (“**Petitioner**”) against Union of India, Ministry of Finance, Union of India Ministry of Corporate Affairs, RBI, SEBI, RoC Mumbai, Development Credit Bank Limited (“**Bank**”), the Exchange and NSE (collectively known as “**Respondents**”) before the Bombay High Court challenging the legality and validity of a special resolution proposed by the Bank to issue and allot the entire portion of the proposed further issue of capital of up to ₹ 3,100 million (“**Issue**”) to corporate companies and foreign institutional investors on a private placement basis, which, was allegedly unreasonable, unequitable and detrimental to the interest of minority shareholders and small investors of the bank and public at large. The matter is currently pending before the Bombay High Court.
- e) A suit was filed on December 7, 1999 by Mr. Yogesh Mehta (“**Plaintiff**”) against the Exchange, Mr. R.C. Mathur, Mr. M.G. Damani (both directors of the Exchange), Mr. J.C. Parekh, Mr. Rajendra Banthia, Mr. Jayesh Sheth, Mr. Padmakant Devidas Shah, Mr. Ashok Khandwala, Mr. J.G. Shah, Mr. L.K. Singhvi, Mr. M.L. Sha and SEBI (collectively known as “**Defendants**”) before the Bombay High Court, in relation to the alleged de-activation of the Plaintiff’s BOLT terminal, declaring Mr. Yogesh Mehta as a defaulter and an illegal demand of an ad-hoc amount of ₹ 5 million. It was further alleged that although he had paid the entire amount due, the Exchange had not re-activated his BOLT terminal and had acted in a biased manner and abused its position and hence the present suit was filed by the Plaintiff for restoration of his membership and damages worth ₹ 1,000 million. The matter is currently pending before the Bombay High Court.
- f) A suit was filed on May 17, 2002 by Tata Finance Limited (“**Plaintiff**”) against Mr. Dilip Pendse and 32 others (collectively known as “**Defendants**”) before the Bombay High Court (“**Court**”) in relation to alleged wrongful acts of omission and commission, fraudulent, unauthorized and illegal investments made by the Defendants, who were a part of the former management of the Plaintiff. The Exchange was subsequently made a party to the suit as some of the alleged fraudulent transactions took place on the floor of the Exchange. The Plaintiff has sought amongst other things (i) payment of ₹ 4,245 million, or any such amount decided by the Court, from certain of the Defendants, together with interest at the rate of 18% per annum from the filing of the suit, until payment and realization, (ii) pending hearing and final disposal of the suit, a direction restraining Mr. Dilip Pendse from disposing of, selling, charging, encumbering any immovable suit property, and (iii) issuance of an order of injunction, restraining certain other Defendants from operating bank accounts maintained with them. The matter is currently pending before the Bombay High Court.
- g) A suit was filed on February 17, 2009 by Networth Stock Broking (“**Networth**”), Geojit Financial Services Limited and Dawnayday AV Securities Private Limited (collectively known as “**Plaintiffs**”) against Mukesh Konde and six others, including the Exchange (collectively known as “**Defendants**”) before the Bombay High Court in relation to unusual market interest and movement in the scrip of RTS Power Corporation (“**RTS**”) between the period of September 2008 to February 2009 (“**Impugned Transactions**”) and fraudulent purchase of securities of RTS. Additionally, the Plaintiffs had previously filed a criminal complaint before the M.R.A. Marg Police Station, pursuant to which the Exchange was directed to withhold pay-outs in relation to the Impugned Transactions. The Plaintiffs sought, amongst other things, (i) a direction ordering certain of Defendants to pay an amount of ₹ 73.4 million, together with interest at 24% per annum till the realisation of payment, (ii) a direction to the Exchange to carry out an inquiry in the entire trade undertaken by the Defendants, in specific period. The matter is currently pending before the Bombay High Court.
- h) A counter claim was filed on July 19, 2012 by Ms. Sudhaben Kamdar and three others (collectively known as “**Plaintiffs**”) against Action Financial Services India Limited (“**Action Financial**”) and others (collectively known as “**Defendants**”) before the 7th Senior Civil Judge, Surat in relation to a dispute between the Plaintiffs and Action Financial, who is a member broker of the Exchange, in relation to the trading activities carried out by Action Financial for the Plaintiffs. The Plaintiffs have sought, amongst other things, (i) an amount of ₹ 10 million from the Exchange, (ii) initiation of

criminal proceedings against the Defendants, (iii) recovery of the amount of the counter claim from the Defendants. The matter is currently pending before the 7th Senior Civil Judge, Surat.

- i) An appeal was filed on June 23, 2016 by the New India Assurance Company Limited (“**Appellant**”) against the Exchange before the Supreme Court of India, challenging an order dated March 2, 2016, passed by the National Consumer Disputes Redressal Commission, New Delhi (“**Consumer Forum**”). A default insurance policy (“**Policy**”) was obtained by the Exchange from the Appellant, whereby the Exchange could utilize funds from its trade guarantee fund only upon declaring the erring member as a defaulter of the Exchange. The Consumer Forum, had held, that the Exchange could withdraw money from its trade guarantee fund, without declaring the erring member, a defaulter. The matter is currently pending before the Supreme Court of India.

Civil proceedings by the Exchange

- a) A suit was filed on August 29, 1998 by the Exchange against Mr. Shailesh Bajaj (“**Defendant**”) before the Bombay High Court, in relation to the alleged failure, neglect and inability on the part of the Defendant to perform his obligations in relation to certain settlements and failure to make payments to the clearing house of the Exchange in relation to the same, pursuant to which he was declared as a defaulter as per the bye-laws of the Exchange. The matter is currently pending before the Bombay High Court.
- b) A civil suit was filed on March 27, 2015 by the Exchange and Stock Exchange Investors’ Protection Fund (collectively known as “**Plaintiffs**”) against Mumbai Mirror, Mr. Divyesh Singh, Mr. Chaitaniya Marpakwar, Mr. Pankaj Upadhyaya and Ms. Meenal Bagel (collectively known as “**Defendants**”) before the City Civil Court, Mumbai in relation to an alleged defamatory and libelous article published by the Defendants in the Mumbai Mirror on March 19, 2014, titled “*BMC fines BSE Rs. 1 crore for ‘illegally blocking’ Dalal Street since 2011*” (“**Article**”). The Article further stated that due to inaction on the part of the Exchange, a fine of ₹ 10 million had been imposed by the Bombay Municipal Corporation on the Exchange. The Exchange has sought, amongst other things, (i) damages for the libelous act of the Defendants, (ii) an injunction restraining the Defendants from publishing any such false and fabricated article in future. The matter is currently pending before the Bombay High Court.

C. Actions by statutory or regulatory authorities against the Exchange

- a) An order was passed by SEBI on September 11, 2014, with respect to the Exchange in the matter of the offer for sale (“**OFS**”) of NMDC Limited (“**NMDC**”). The promoters of NMDC had offered to sell shares of the company through the offer for sale mechanism on the floor of the Exchange and NSE (“**Stock Exchanges**”). On closure of the OFS, SEBI sought bid data from the Stock Exchanges in order to ascertain the final cumulative bids, which was provided by the Stock Exchanges and which was subsequently revised due to a collateral bid received (“**Bid**”). SEBI noticed that there was a discrepancy between the revised and the original data submitted and sought clarification from the Exchange. Pursuant to further examination, SEBI issued a show cause notice dated April 18, 2013 alleging amongst other things, that (i) the Exchange had failed to comply with clause 5(d)(ii) and (iii) of the operational guidelines on OFS issued vide SEBI circular bearing no. CIR/MRD/DP/18/2012 dated July 18, 2012, (ii) although the Bid was made within the cut-off time, the transfer of funds to the clearing corporation was delayed, and (iii) the fund transfer as well as confirmation of the Bid seemed to have occurred after the permitted cut-off time. After perusal of the Exchange’s responses and other details pertaining to the matter, SEBI (i) censured the Exchange for its conduct and directed it to be careful and cautious in dealing with the securities market, (ii) directed the Exchange to engage one or more independent consultants to review the entire sequence of events in the matter, the process followed and the checks in place in relation to the offer for sale bids by the Exchange and suggest remedial measures, within a period of three months, (iii) directed the Exchange to make a detailed report to its board, under intimation to SEBI, within a further period of three months, as to how the recommendations of the independent consultant have been implemented, and (iv) decided to conduct a detailed probe into the confirmation of the Bid. The Exchange has taken the requisite steps to comply with the requirements set out in the order passed by SEBI and informed SEBI of the same, by way of its letters dated March 4, 2015 and June 11, 2015.
- b) An order was passed by a whole time member of SEBI (“**Original Order**”) on June 30, 2010, which held that Mr. Yogesh Mehta was entitled to receive from the Exchange an amount of ₹ 1,271,556

together with interest thereon, which had been released by the Exchange to the clients of Mr. Yogesh Mehta pursuant to directions of SEBI, in relation to an inquiry conducted by SEBI regarding the unusual price movement in the shares of Amit International Limited. The Exchange filed an appeal challenging the Original Order, whereas Mr. Yogesh Mehta filed another appeal against the Original Order, claiming an enhanced amount of ₹ 1,556,100 or a sum of ₹ 1,364,000 along with compound interest at the rate of 24% (collectively, “**Appeals**”). The Securities Appellate Tribunal passed an order on August 29, 2011 dismissing the Appeals without any costs (“**Second Order**”). The Exchange has filed an appeal in the Supreme Court on November 1, 2011 challenging the Second Order. The Supreme Court has by way of an order dated January 13, 2012 admitted the appeal and granted a stay on the Second Order.

- c) The Brihanmumbai Mahanagarpalika by way of their letter dated March 21, 2012, directed the Exchange to pay charges including rental charges, penalty and interest, towards installation of barriers across the road in the vicinity of the Exchange, without intimating the Municipal Corporation of Greater Mumbai (“**MCGM**”). The Additional Commissioner of Police, by way of a letter dated March 13, 2014, requested the Brihanmumbai Mahanagarpalika to reduce the charges as the barriers were installed as per the direction of the Police Department as security and preventive measures, in light of the imminent security threat to the Exchange. However the MCGM refused to reduce the charges and directed the Exchange to pay the outstanding amount along with an interest of 15% from April 1, 2012 up to September 2, 2014.
- d) The Municipal Corporation of Greater Mumbai (“**MCGM**”) had issued a show cause notice under Section 351 of the Mumbai Municipal Corporation Act, on May 20, 2013 against Mr. Ramadorai and Mr. Ashishkumar Chauhan alleging unauthorized change of use of certain service floors of the Registered Office (“**Service Floors**”), by way of additions/ alterations to the Service Floors. The MCGM, passed an order on June 21, 2013 (“**MCGM Order**”) directing the Exchange to restore the original use of Service Floors by removing all additions/ alterations made to it, within seven days, failing which the same will be demolished by the MCGM. An appeal was filed by the Exchange against the MCGM Order, which was dismissed by the Bombay High Court by way of an order dated January 16, 2014. Subsequently, a special leave petition was filed by the Exchange against the order of the Bombay High Court, in the Supreme Court, which was also dismissed by way of an order of the Supreme Court dated February 28, 2014, pursuant to which the directions issued by way of the MCGM Order were implemented and the additions/ alterations made to the Service Floors were demolished by the MCGM.
- e) The ROC issued a show cause notice under Section 206 (3) of the Companies Act on December 14, 2016 (“**Notice**”) directing the Exchange, to furnish certain details to the ROC in case they have not made the requisite expenditure towards corporate social responsibility activities (“**CSR Activities**”) in a financial year. The ROC directed the Exchange to submit all such documents evidencing details of expenditure incurred on CSR Activities during the financial year 2014-15 and in case the expenditure incurred was less than the amount specified under the Companies Act, to clarify whether reasons justifying the same had been given in the board report. The Exchange replied to the Notice by way of a letter dated December 23, 2016, furnishing the requisite details.
- f) The MCGM issued a show cause notice under Section 314 of the Mumbai Municipal Corporation Act, 1888 (“**MMC Act**”) on December 22, 2016 (“**Notice**”) against our Exchange, alleging violation of Sections 312 and 313A of the MMC Act by an unauthorised installation of the statue of a bull (“**Statue**”) on the Mumbai Samachar Marg, which is located in front of the building in which our Registered Office is situated. The MCGM stated that the Statue was causing grave hardship and inconvenience and directed our Exchange to remove the Statue within 48 hours from the receipt of the Notice.

D. Pending proceedings initiated against the Exchange for economic offences

There are no pending proceedings initiated against the Exchange for economic offences.

E. Details of fines imposed or compounding of offences under the Companies Act in the last five years immediately preceding the year of this Prospectus

No fines have been imposed on the Exchange or compounding undertaken by the Exchange in the last five years immediately preceding the year of this Prospectus.

F. Details of defaults and non-payment of statutory dues

There are no instances of non-payment of statutory dues by the Exchange.

G. Material frauds against the Exchange in the last five years immediately preceding the year of this Prospectus

There have been no material frauds committed against the Exchange in the last five years.

H. Details of any inquiry, inspection or investigation initiated or conducted under the Companies Act in the last five years immediately preceding the year of filing this Prospectus and if there were prosecutions filed (whether pending or not)

Except the show cause notice, dated December 14, 2016, issued by the ROC, there have been no inquiries, inspections or investigations initiated or conducted under the Companies Act in the last five years immediately preceding the year of filing this Prospectus.

I. Outstanding proceedings against the Exchange or any other persons or companies whose outcome could have an adverse effect on the Exchange

Proceedings against the Exchange

- a) An appeal was filed on April 24, 2015 by Nile Limited (“**Appellant**”) against the Exchange before the SAT, challenging a circular of the Exchange, dated February 27, 2015, by way of which the Exchange had allegedly enhanced the listing fee structure abnormally, with effect from April 1, 2014. The Appellant claimed that the increase was arbitrary and unreasonable and violated the principles of natural justice. The Appellant has sought, amongst other things, (i) issuance of direction to the Exchange in order to appropriately amend the annual listing fee structure, so as to make it just and equitable for all companies as was the practice followed up to financial year 2013-14, (ii) issuance of order or direction declaring circular no. DCS/COMP/13/2014-15 dated February 27, 2015 and circular no. DCS/COMP/15/2013-14 dated February 7, 2014 issued by the Exchange, as arbitrary, unreasonable, unwarranted and violative of the principles of natural justice. The matter is currently pending before the SAT.

Threatened proceedings against the Exchange

- a) A notice dated January 3, 2017 (“**Notice**”) was issued by Mr. Kiran Mehta (“**Complainant**”) against the Exchange, Managers and others (collectively known as “**Recipients**”) alleging that the Offer is being undertaken by the Exchange in violation of certain provisions of the SCRA and is being undertaken with the mala-fide intention of benefitting the Selling Shareholders. The Complainant has, based on the allegations set out in the Notice, sought that the Recipients show cause in writing within seven days, justifying the actions undertaken with respect to the Offer, failing which the Complainant has threatened to initiate appropriate legal proceedings. The Exchange has, by way of a letter dated January 9, 2017, refuted the allegations stated in the Notice.

Proceedings by the Exchange

- a) The Exchange filed a writ petition on July 10, 2007 against the Central Information Commission (“**Respondent**”) under Article 226 of the Constitution of India, in relation to the Right to Information Act, 2005 (“**RTI Act**”) challenging an order dated June 7, 2007 passed by the Respondent (“**Impugned Order**”). Certain persons including Mr. Yogesh Mehta, Mr. Raj Kumari Agrawal and Mr. K Lall had initially approached the public information officer of the Jaipur Stock Exchange (“**JSE**”), to seek information under the RTI Act. JSE had refused to give such information pursuant to which an appeal was filed before the Respondent, which ultimately led to the passing of the Impugned Order declaring JSE and NSE as a ‘Public Authority’ under the RTI Act. The Impugned Order also directed the remaining stock exchanges to comply with the provisions of the Impugned Order within three months of its issuance. By way of the present writ petition, the Exchange challenged the Impugned

Order. The Exchange has sought, amongst other things quashing and setting aside of the Impugned Order. The matter is currently pending before the Bombay High Court.

- b) Two writ petitions, were filed by the Exchange on January 13, 2003 and August 18, 1999 (“**Writ Petitions**”) before the Bombay High Court challenging certain income tax notices issued by various income tax authorities (“**Tax Officials**”) under Section 226(3) of the I.T. Act for the purpose of attaching properties belonging to certain member brokers of the Exchange (“**Members**”) in order to recover tax arrears. Subsequently, on June 24, 2016, three notices of motion were filed by the Tax Officials before the Bombay High Court, of which two were dismissed pursuant to an order dated December 8, 2016. Subsequently, on January 11, 2017, the Tax Officials filed two writ petitions before the Bombay High Court praying for release of the surplus amount generated pursuant to auction of the memberships of the Members towards recovery of tax arrears of the Members. The matter is currently pending before the Bombay High Court.

II. Litigation involving our Directors

A. Outstanding criminal litigation involving our Directors

Criminal proceedings against our Directors

Nil

Criminal proceedings by our Directors

Nil

B. Outstanding civil litigation involving our Directors

Except as stated below, there is no outstanding civil litigation involving our Directors:

Sriprakash Kothari

Civil class action litigation against Massachusetts Institute of Technology (“**MIT**”), with Mr. S. P. Kothari as a defendant as a result of being a committee member. David B. Tracey, Daniel Guenther, Maria T. Nicholson, Corinne R. Fogg and Vahik Minaiyan, individually and as representatives of a class of participants and beneficiaries on behalf of MIT Supplemental 401(k) Plan. V. MIT, The MIT Supplemental 401(k) Plan Oversight Committee, The Administrative Committee, Israel Ruiz, Marc Bernstein, Glenn David Ellison, Sriprakash Kothari, Gunther Roland, Lorraine A. Goffe-Rush, Glenn Shor, Pamela Weldon, Thomas M. Wieand, and Barton Zweibach. United States District Court for the District of Massachusetts Docket. No. 1:16-cv—11620-NMG

C. Actions by statutory or regulatory authorities against our Directors

Nil

D. Outstanding litigation against any other persons or companies whose outcome could have an adverse effect on the Exchange

Nil

III. Tax proceedings against the Exchange and Directors

Set out herein below are claims relating to direct and indirect taxes involving the Exchange and our Directors:

Nature of case	Number of cases	Amount involved (in ₹ million)
<i>Exchange</i>		
Direct Tax	46	38,863.8*
Indirect Tax	Nil	Nil
<i>Directors</i>		
Direct Tax	Nil	Nil

Indirect Tax	Nil	Nil
--------------	-----	-----

*Out of this, an amount aggregating to ₹ 38,629.1 million is on account of notices issued under Section 226 of the IT Act, against deposits/ monies of the members of the Exchange, available with the Exchange.

IV. Litigation involving our Group Companies

A. Outstanding criminal litigation involving our Group Companies

Criminal proceedings against our Group Companies

Except as stated below, there are no criminal proceedings against our Group Companies:

Central Depository Services (India) Limited (“CDSL”)

A criminal complaint was filed on October 9, 2007 by Ms. Sonal Shah (“**Complainant**”) against Mr. Amit Shah and others including CDSL (collectively known as “**Accused**”) before the court of the Learned Metropolitan Magistrate Court at Andheri (“**Magistrate**”), Mumbai in relation to offences committed by the Accused under Sections 465, 467, 471, 477A, read with Sections 34 and 114 of the IPC. The Complainant had informed, Arcadia Share and Stock Brokers Private Limited (“**Arcadia**”), one of the Accused, to stop the transfer of shares to her husband, from bank accounts held jointly with him, due to certain matrimonial disputes between them. However, certain shares were debited from the joint account of the Complainant, by Arcadia and hence the present criminal complaint was filed. The matter is currently pending before the Magistrate.

Criminal proceedings by our Group Companies

Nil

B. Outstanding civil litigation involving our Group Companies

As regards civil litigation, given the nature and extent of operations of the Exchange, our Board has, pursuant to its resolution dated September 7, 2016 considered outstanding civil litigation involving our Group Companies wherein the aggregate amount involved exceeds the lower of 1% of consolidated profit after tax of the Exchange as of FY 2016 or 5% of the net worth of the Exchange as of FY 2016, each taken on a restated and consolidated basis as being material for the Exchange.

Accordingly, we have only disclosed all outstanding civil litigations involving our Group Companies wherein the aggregate amount involved exceeds ₹ 9.7 million individually. In case of pending civil litigation proceedings wherein the monetary amount involved is not quantifiable, such litigation has been considered ‘material’ only in the event that the outcome of such litigation has a bearing on the operations or performance of the Exchange.

Civil proceedings against our Group Companies

Except as stated below, there are no civil proceedings against our Group Companies:

Central Depository Services (India) Limited (“CDSL”)

A private receiver’s report was filed on August 18, 2008 by Mr. Amol Doijode (“**Appellant**”), in his capacity as a private receiver in the insolvency proceedings of Mr. A.B. Ghosh, in relation to the order dated May 6, 2005 passed by the Bombay High Court (“**Order**”) which restrained Mr. A.B. Ghosh and ABG Securities Private Limited (“**ABG**”) from transferring, selling, alienating, encumbering the shares in their beneficial owner (“**BO**”) account. The Appellant has sought amongst other things a direction mandating CDSL and AMU Shares and Securities Limited (*the depository participant of CDSL*) to jointly and severally deposit the shares transferred from the account of ABG in the account of the Appellant or alternatively deposit a sum of ₹ 46 million and further direct CDSL to transfer the shares held in the BO account of Mr. A. B. Ghosh. The matter is currently pending before the Bombay High Court.

Civil proceedings by our Group Companies

Except as stated below, there are no civil proceedings initiated by our Group Companies:

Market Place Technologies Private Limited (“Marketplace Technologies”)

An original suit was filed in 2014 by Marketplace Technologies against Punjab and Sind Bank (“**Defendant**”) before the Bombay High Court in relation to a fixed deposit scheme availed by Marketplace Technologies from the Defendant, wherein Marketplace Technologies had deposited a total amount of ₹ 30 million (“**Deposit Amount**”) with the Defendant as a part of a fixed deposit scheme (“**Fixed Deposit**”). On a request of a premature withdrawal of the Fixed Deposit, the Defendant refused payment on the grounds that the fixed deposit receipts produced by Marketplace Technologies were allegedly fake. Marketplace Technologies lodged a complaint with the Joint Commissioner against the Defendant seeking recovery of the Deposit Amount. Marketplace Technologies also sent a legal notice dated August 26, 2014 (“**Notice**”) to the Defendant seeking, amongst other things, recovery of the Deposit Amount, along with interest at the rate of 24% per annum with effect from December 11, 2013, till the realisation of the amount. The matter is currently pending before the Bombay High Court.

A. Actions by statutory or regulatory authorities against our Group Companies

Nil

B. Outstanding litigation against any other persons or companies whose outcome could have an adverse effect on the Exchange

Nil

C. Details of any inquiry, inspection or investigation initiated or conducted against our Subsidiaries under the Companies Act in the last five years immediately preceding the year of this Prospectus and if there were prosecutions filed (whether pending or not)

Nil

D. Details of fines imposed or compounding of offences under the Companies Act in the last five years immediately preceding the year of this Prospectus on our Subsidiaries

An application under Section 87 of the Companies Act, 2013 was filed by MTPL on July 20, 2015 before the Regional Director, Western Region, Ministry of Corporate Affairs, Mumbai (“**Directorate**”) for condonation of delay in filing the particulars of charge satisfaction from October 16, 2009 to June 22, 2015, in relation to a loan availed by MTPL from HDFC Bank Limited, and seeking an extension of time for filing the same. The Directorate, by way of an order dated August 19, 2015, granted an extension of time for filing the particulars of charge satisfaction by June 22, 2015, upon payment of a compounding fee of ₹ 30,000.

V. Tax proceedings against our Group Companies

Set out herein below are claims relating to direct and indirect taxes involving our Group Companies:

Nature of case	Number of cases	Amount involved (in ₹ million)
Direct Tax	10	24.7
Indirect Tax	7	494.5

VI. Dues owed to small scale undertakings or any other creditors

Our Board has approved by way of their resolution dated September 7, 2016 that dues owed by the Exchange to the small scale undertakings and other creditors exceeding five per cent of our total dues owed to the small scale undertakings and other creditors would be considered as material dues for the Exchange and accordingly, we have disclosed consolidated information of outstanding dues owed to small scale undertakings and other creditors, separately giving details of number of cases and amount for all dues where each of the dues exceed ₹ 3.7 million (being approximately five per cent of total dues owed by the Exchange to the small scale undertakings and other creditors as of June 30, 2016).

The Exchange does not owe any amounts to small scale undertakings.

The Exchange, in its ordinary course of business, has certain amounts aggregating to ₹ 68.3 million which are due towards other creditors. As of September 30, 2016, the Exchange owed an aggregate amount of ₹ 26.7 million towards other creditors where dues to each creditor exceeded ₹ 3.7 million. The details pertaining to amounts due towards such other creditors are available on the website of the Exchange at the following link: <http://www.bseindia.com/static/about/corporategovernance.aspx?expandable=2> . The details in relation to other creditors and amount payable to each such creditor available on the website of the Exchange, do not form a part of this Prospectus.

VII. Material developments

On November 25, 2016, pursuant to the resolution passed by the Shareholders, the face value of equity shares of the Exchange was consolidated from ₹1 each into ₹2 each and consequently, the issued equity share capital was reclassified from ₹109,176,344 divided into 109,176,344 equity shares of face value of ₹1 each, to ₹109,176,344 divided into 54,588,172 equity shares of face value of ₹2 each as a result of which the equity shares held by a Shareholder, as of November 28, 2016, were consolidated and re-designated into one equity share with a nominal value of ₹. 2 each.

For more details on material developments since the date of the last balance sheet please see “*Management’s Discussion and Analysis of Financial Condition and Results of Operations*” on page 502 of this Prospectus.

GOVERNMENT AND OTHER APPROVALS

In view of the approvals listed below, the Exchange can undertake the Offer and the Exchange and its Subsidiaries can undertake their respective current business activities and no further material approvals, permissions, consents, licenses or registrations from any governmental or regulatory authority are required by the Exchange to undertake the Offer or continue its current business activities. It must be distinctly understood that, in granting these approvals, the concerned authorities do not take any responsibility for our financial soundness or for the correctness of any of the statements made or opinions expressed in this behalf. Certain approvals have lapsed or may lapse in their normal course or may have not been obtained and the Exchange and its Subsidiaries have either made an application to the appropriate authorities for grant or renewal of such approvals or are in the process of making such applications. Unless otherwise stated, these approvals are valid as on the date of this Prospectus. For details in connection with the regulatory and legal framework within which the Exchange and its Subsidiaries operate, please see “*Regulations and Policies in India*” on page 162 of this Prospectus.

I. Incorporation details

1. Certificate of incorporation issued by the MCA in the name of ‘Bombay Stock Exchange Limited’ dated August 8, 2005, bearing CIN U67120MH2005PLC155188;
2. Certificate of commencement of business issued by the MCA in the name of ‘Bombay Stock Exchange Limited’ on August 12, 2005; and
3. Fresh certificate of incorporation issued by the MCA upon name change to ‘BSE Limited’ Mumbai on July 8, 2011.

II. Approvals in relation to the Offer

1. For approvals and authorisations obtained by the Exchange in relation to the Offer, please see “*Other Regulatory and Statutory Disclosures – Authority for the Offer*” on page 555 of this Prospectus.
2. RBI approval granting permission for maintaining an Escrow Account beyond the period of six months in connection with the proposed Offer of the Exchange.
3. RBI approval for transfer of Equity Shares pursuant to the Offer by one of the Selling Shareholders, being an NRI, to Non-Resident Bidders, subject to adherence with the applicable provisions of the FEMA Regulations.

III. Approvals in relation to our business and operations

The Exchange is required to obtain various approvals in relation to its business and operations. The material registrations and approvals obtained by the Exchange in respect of its business and operations in India include the following:

1. SEBI approvals for introducing derivatives contracts on various indices of the Exchange.
2. SEBI approvals for introduction of futures and options contracts on various indices of the Exchange.
3. SEBI approval for setting up of an SME platform.
4. SEBI approval permitting the Exchange to trade in central government securities on eligible stock exchanges.
5. SEBI approval for the launch of the corporate bond market reporting platform.
6. SEBI approval for setting up an exchange traded currency derivative segment.
7. SEBI approvals for the amendments to the BSE Rules and BSE Bye-Laws of the Exchange.
8. SEBI approval for setting up a dedicated debt segment.

9. SEBI approval for re-introduction Liquidated Enhancing Schemes on certain securities.
10. SEBI approval for introduction of cash settled IRF contracts on six year and thirteen year GoI security.
11. SEBI approval for introduction of Cash Futures Spread Combination Trade in futures and options segment.
12. SEBI approval for setting up of a currency derivatives segment.
13. SEBI approval for setting up of BSE Sammaan.
14. SEBI no objection for setting up BSE Investments and two subsidiaries for entering into the business of insurance web aggregator and an insurance broker.
15. SEBI approval for trading in derivatives on foreign indices.
16. SEBI in-principle approval for setting up an international exchange and an international clearing corporation in GIFT City.
17. RBI approval permitting banks to undertake transactions in securities through the Exchange.
18. RBI approval for currency futures contracts.
19. Ministry of Commerce and Industry, Department of Commerce, approval for import and export by the Exchange.
20. Ministry of Finance approval for listing of privately placed debt securities issued by companies and financial institutions.
21. Registration certificate under the Maharashtra Shops and Establishments Act, 1948 in the name of BSE Limited.
22. Registration under sub section (2) of section 7 of the Contract Labour (Regulation and Abolition) Act, 1970.

IV. Approvals in relation to tax

1. Permanent Account Number: AACCB6672L.
2. Tax Deduction Account Number MUMB15464B.
3. Service tax registration number AACCB6672LST001.
4. Registration under the Central Sales Tax (Regulation and Turnover) Rules, 1957 by letter bearing Central Sales Tax registration no. 27110371931C.
5. Registration under section 16 of the Maharashtra Value Added Tax Act, 2002 issued by the Department of Sales Tax, Government of Maharashtra to act as registered dealer bearing Maharashtra Value Added Tax registration no. 27110371931V.
6. Importer Exporter certificate issued by the Director General of Foreign Trade, GoI bearing registration no. 0307058140.

V. Approvals in relation to our Subsidiaries

1. CDSL

- (i) Certificates of incorporation and commencement of business issued by the MCA.
- (ii) Certificate of registration issued by SEBI to act as a depository.

- (iii) Service tax registration bearing reference number AAACC6233AST001.
- (iv) Certificate of commencement of business as a depository issued by SEBI dated February 8, 1999.
- (v) SEBI approval for undertaking the activity of National Academic Depository Project.
- (vi) Registration certificate under the Maharashtra Shops and Establishments Act, 1948 in the name of 'Central Depository Services (India) Limited.
- (vii) Registration as a commodity repository issued by Warehouse Development Regulatory Authority.
- (viii) Registration as a 'KYC Service Agency' issued by the Unique Identification Authority of India.
- (ix) Permanent Account Number AAACC6233A.
- (x) Tax Account Deduction Account Number MUMC09975A.

2. ICCL

- (i) Certificates of incorporation and commencement of business issued by the MCA.
- (ii) Renewal of recognition as a clearing corporation from SEBI with effect from October 3, 2015.
- (iii) SEBI approval to act as an approved intermediary.
- (iv) RBI approval to open SGL and CSDL accounts with RBI.
- (v) RBI approval to accept government securities and treasury bills from members as collateral requirements.
- (vi) Initial registration to act as a Depository Participant for a period of five years till 2019.
- (vii) Permanent Account Number AABCI7140K.
- (viii) Tax Account Deduction Number MUMI08202F.
- (ix) Service tax registration bearing reference number AABCI7140KSD001.

3. BSE Institute

- (i) Certificates of incorporation and commencement of business issued by the MCA.
- (ii) Service tax registration bearing reference number AAECB2964MSD001.
- (iii) Permanent Account Number AAECB2964M.
- (iv) Tax Account Deduction Number MUMB21073D.

4. Marketplace Technologies

- (i) Certificates of incorporation issued by the MCA.
- (ii) Registration with the Central Excise Department issued by the Central Board of Excise and Customs, GoI bearing PAN AABCE4506DEM003.
- (iii) Registration with the Central Excise Department issued by the Central Board of Excise and Customs, GoI bearing PAN AABCE4506DXM001.
- (iv) Certificate of registration under the Maharashtra Value Added Tax Act, 2002 bearing registration number 27790500567V.

(v) Certificate of registration under the Central Sales Tax (Regulation and Turnover) Rules, 1957 bearing registration number 27790500567C.

(vi) Service tax registration bearing reference number AABCE4506DST002.

(vii) Tax Account Deduction Account Number MUME05972B.

(viii) Permanent Account Number AABCE4506D.

5. BFSI

(i) Certificates of incorporation and commencement of business issued by the MCA.

(ii) License under section 25 of the Companies Act, 1956 issued by the MCA by letter dated July 5, 2011.

(iii) Registration with the income tax department bearing PAN AAECB7020Q.

(iv) Certificate under section 12AA(1)(b)(i) of the I.T. Act.

(v) Tax Account Deduction Number MUMB21634E.

6. CDSL Ventures

(i) Certificates of incorporation and commencement of business issued by the MCA.

(ii) Service tax registration bearing reference number AACCC9192QST001.

(iii) Registration as a 'KYC User Agency' issued by the Unique Identification Authority of India.

(iv) Permanent Account Number AACCC9192Q.

(v) Tax Account Deduction Number MUMC14737C.

7. CDSL Insurance

(i) Certificates of incorporation and commencement of business issued by the MCA.

(ii) Certificate of registration issued by the IRDAI.

(iii) Service tax registration bearing reference number AA ECC4953BSD001.

(iv) Permanent Account Number AA ECC4953B.

(v) Tax Account Deduction Number MUMC18495B.

8. Ryerson

(i) Certificate of incorporation issued by the MCA.

(ii) License under section 8 of the Companies Act, 2013 dated October 13, 2015.

(iii) Permanent Account Number AAGCB4839B.

(iv) Tax Account Deduction Number MUMB25076C.

9. BSE Skills

(i) Certificate of incorporation issued by the MCA.

- (ii) Permanent Account Number bearing reference number AAFCB9111M.

10. BSE Investments

- (i) Certificates of incorporation and commencement of business issued by the MCA.
- (ii) Permanent Account Number AAFCB8886M.
- (iii) Tax Account Deduction Number MUMB23801B.

11. BSE Sammaan

- (i) Certificate of incorporation issued by the MCA.
- (ii) Permanent Account Number AAGCB4641M.
- (iii) Tax Account Deduction Number MUMB25113E.
- (iv) Service tax registration bearing reference number AAGCB4641MSD001

12. Marketplace Tech Infra

- (i) Certificate of incorporation issued by the MCA.
- (ii) Permanent Account Number AAHCM0506H.
- (iii) Tax Account Deduction Number PNEM16325B.
- (iv) Service tax registration bearing reference number AAHCM0506HSD001.

13. BSE CSR

- (i) Certificate of incorporation issued by the MCA.
- (ii) License under section 8 of the Companies Act, 2013 dated February 29, 2016.
- (iii) Permanent Account Number AAGCB6405R.
- (iv) Tax Account Deduction Number MUMB25812D.

14. IIEL



- (i) Certificates of incorporation issued by the MCA.
- (ii) SEBI letter for grant of recognition of IIEL as a stock exchange.
- (iii) SEBI approval for relaxation in the number of trading members required by IIEL in order to commence operations.
- (iv) Approval from the Joint Development Commissioner, Kandla SEZ for setting up an international exchange and providing services as a stock exchange in the GIFT Multi services SEZ.
- (v) Permanent Account Number AAGCB8819B.
- (vi) Tax Account Deduction Number AHMB07972G.
- (vii) SEBI approval for the proposed rules and bye- laws of IIEL.
- (viii) SEBI approval for trading of certain futures and options products on IIEL subject to compliance with various applicable terms and conditions.

15. IICCL

- (i) Certificates of incorporation issued by the MCA.
- (ii) SEBI letter for grant of recognition to IICCL as a clearing corporation.
- (iii) SEBI approval for relaxation in the number of clearing members required by IICCL in order to commence operations.
- (iv) Approval from the Joint Development Commissioner, Kandla SEZ for setting up an international clearing corporation and providing services as a clearing corporation in the GIFT Multi services SEZ.
- (v) SEBI approval for the proposed rules and bye- laws of IICCL.
- (vi) Permanent Account Number AAGCB8818A.
- (vii) Tax Account Deduction Number AHMB07971F.

VI. Intellectual Property

A. Trademark approvals






The Exchange currently has 84 registered trademarks in its name under various classes including   and India's index the world tracks registered with the Trade Marks Registry, GoI. The Exchange also has certain trademarks registered outside India.




B. Registered domain names

Sr. No.	Domain Name	Valid up to
1.	bseindia.com	January 1, 2022
2.	bsebti.com	September 7, 2017
3.	bse sme.com	March 1, 2018
4.	bsehitech.com	September 23, 2019

C. Pending trademark applications

The Exchange has applied for registration of certain trademarks under various classes to the Trade Marks Registry, GoI, the details of which are as follows:

Sr. no.	Application number	Mark/Logo
1.	2219419	 India's index the world tracks - under class 41
2.	2219423	 India's index the world tracks - under class 36
3.	2250142	 - under class 41
4.	2250143	 - under class 42
5.	2273808	BSE-GREENEX – under class 36
6.	2273807	BSE-GREENEX – under class 41
7.	2273806	BSE-GREENEX – under class 42
8.	2425911	BSE SME IPO Index – under class 35
9.	2425957	SMALL is the next BIG thing – under class 36
10.	2481585	Sensex for Good – under class 36
11.	2832983	 - under class 16

Sr. no.	Application number	Mark/Logo
12.	2832984	 - under class 35
13.	2832985	 - under class 36
14.	2832986	 - under class 41
15.	2548947	BSE NDA – under class 35
16.	2548948	BSE NDA – under class 36
17.	2548949	BSE NDA – under class 41
18.	2548950	BSE NDA – under class 42
19.	3114477	Sammaan THE CSR EXCHANGE (Logo) – under class 16
20.	3114478	Sammaan THE CSR EXCHANGE (Trademark) – under class 16
21.	3114479	Sammaan THE CSR EXCHANGE (Logo) – under class 35
22.	3114480	Sammaan THE CSR EXCHANGE (Trademark) – under class 35
23.	3114481	Sammaan THE CSR EXCHANGE (Logo) under class 36
24.	3114482	Sammaan THE CSR EXCHANGE (Trademark) under class 36
25.	3114483	Sammaan THE CSR EXCHANGE (Logo) – under class 41
26.	3114484	Sammaan THE CSR EXCHANGE (Trademark) – under class 41
27.	3310447	BSE BOND – under class 16
28.	3310448	BSE BOND – under class 35
29.	3310449	BSE BOND – under class 36
30.	3310450	BSE BOND – under class 41
31.	3310451	BSE - BOND – under class 16
32.	3310452	BSE - BOND – under class 35
33.	3310453	BSE - BOND – under class 36
34.	3310454	BSE - BOND – under class 41
35.	1483936	BOLT – under class 9

VII.Approvals for which applications have been made but are currently pending grant

Set out below are the details of the approvals for which applications have been made by the Exchange and are currently pending grant from the relevant government authority.

Sr. No.	Particulars	Date of application	Authority
1.	<p>Application to SEBI for approval of the following amendment:</p> <ol style="list-style-type: none"> 1) To BSE Rules and BSE Bye-laws for vesting the day-to-day administrative, managerial, operational and incidental powers of the “President” under the rules, bye-laws and regulations to the Managing Director and CEO of the Exchange; 2) To the rules of the cash segment pursuant to the SECC Regulations. 3) To rule 170(a)(a) of the BSE Rules and BSE Bye-laws by modification of the existing Rule 170(a)(a) and deleting Appendix ‘H’ pursuant to the SECC Regulations. 4) To bye-laws of cash and derivatives segment of the Exchange pursuant to the SEBI circular No. CIR/MRD/DP/15/2015 dated 16-7-15 on policy for annulment of trades undertaken on stock exchanges. 5) To BSE Bye-laws 6.20, 6.21, 6.46(i) and 7.22 (Xiii) relating to simplification of and rationalization of ‘Trading Account Opening 	October 14, 2010*	SEBI

Sr. No.	Particulars	Date of application	Authority
	<p>Process' and to provide for centralization of KYC records pursuant to SEBI circular dated August 22, 2011.</p> <p>6) To BSE Rules 11.1(i-a), 11.1(i-b) and BSE Bye-laws 12.3, 12.4, 12.5, 12.6, 12.6A, 12.7(2), 12.8, 12.23, 12.23A, 12.32, 12.32A, 12.33 and 12.40 in respect of arbitration mechanism in the derivatives segment of the Exchange pursuant to SEBI circulars dated August 11, 2010, August 31, 2010 and February 09, 2011.</p> <p>7) To BSE Rules 2.9, 2.10, 2.11, 3.8 and BSE Bye-law 4.21 for admission of partnership firms as the member of derivatives segment.</p>		
2.	Application for in-principle approval to introduce trading in commodity derivatives as a separate segment.	June 12, 2015	SEBI
3.	Application for exceptive relief under CFTC Regulations 30.10 pursuant to part 30 of the CFTC rules.	February 26, 2016	Commodity Futures Trading Commission
4.	Application for approval of proposal regarding details of contract specifications, surveillance systems and compliance with the requirements specified in SEBI circular SEBI/HO/MRD/DP/CIR/P/2016/000000003 8 dated March 9, 2016 for introducing Exchange Traded Cross Currency Derivatives contracts on EUR-USD, GBP-USD and USD-JPY currency pairs and Exchange Traded Option contracts on EUR-INR, GBP-INR and JPY-INR currency pairs.	March 11, 2016 read with application dated March 16, 2016	SEBI
5.	Application for Designation of the Exchange as a 'Designated Offshore Securities Market'.	June 27, 2016	Office of International Corporate Finance, Securities and Exchange Commission.
6.	Application, on behalf of the Exchange, by ICICI Bank (AD Category – I Bank) for RBI's approval for overseas direct investment in the equity shares of IIEL and IICCL by resident Indian individuals, being nominees of the Exchange.	December 21, 2016	RBI

* Read with subsequent correspondence from time to time.

OTHER REGULATORY AND STATUTORY DISCLOSURES

Authority for the Offer

1. The Market Regulation Department of SEBI by way of a letter (No. MRD/OW/7537/1/2016), dated March 14, 2016 has granted its in-principle approval for listing of Equity Shares on a recognized stock exchange.
2. Our Board has by way of resolution dated May 5, 2016 approved the initial public offering of up to 30% Equity Shares by way of an offer for sale by the Selling Shareholders. The Offer has been approved by our Shareholders by way of a resolution passed at the annual general meeting held on June 24, 2016.
3. The Selling Shareholders pursuant to the Selling Shareholders' Consent Letters, have given their consent to offer their Equity Shares in the Offer.
4. The Exchange has received in-principle approval from the NSE for listing of the Equity Shares pursuant to the letter dated October 7, 2016.

Prohibition by SEBI or governmental authorities

The Exchange, our Directors, and the Group Companies, have not been prohibited or debarred from accessing the capital markets for any reason by SEBI or any other regulatory or governmental authority.

The companies, with which our Directors are or were associated as promoter, directors or persons in control are not debarred from accessing the capital markets under any order or direction passed by SEBI or any other regulatory or governmental authority.

Each of the Selling Shareholders specifically confirm that it has not been prohibited or debarred from accessing or operating in the capital markets for any reason by SEBI or any other regulatory or governmental authority.

Except in their capacity as Directors on our Board, and except for our Director, Mr. Sethurathnam Ravi, who is an independent director in SBI-SG Global Securities Services Private Limited (Custodian), none of our Directors are associated with the securities market.

Except as stated below, no action has been initiated by SEBI against any entity in which any of our Directors are involved as promoters or directors.

SEBI has pursuant to its order dated February 26, 2014 imposed a penalty of Rs. 2,00,000 upon IDBI bank Limited in which our Director, Mr. Sethurathnam Ravi, is an Independent Director. This action was taken by SEBI in relation to violation of Regulation 7(1) and 7(2) of the SEBI (Substantial Acquisition of Shares and Takeover) Regulations, 1997 and Regulation 13(1) of SEBI (Prohibition of Insider Trading) Regulations, 1992, by IDBI Bank Limited.

The listing of securities of the Exchange has never been refused at any time by any stock exchange in India or abroad.

Prohibition by RBI

Neither the Exchange, nor our Directors or Group Companies have been declared as wilful defaulters by any bank or financial institution or consortium thereof, in accordance with the guidelines on wilful defaulters issued by the RBI.

Each of the Selling Shareholders specifically confirms that it has not been declared as a wilful defaulter by any bank or financial institution or consortium thereof, in accordance with the guidelines on wilful defaulters issued by the RBI.

Eligibility for the Offer

The Exchange is eligible for the Offer in accordance with the Regulation 26(1) of the ICDR Regulations as explained below:

- The Exchange has had net tangible assets of at least ₹ 30 million in each of the preceding three full years (of 12 months each);
- The Exchange has a minimum average pre-tax operating profit of ₹ 150 million, calculated on a restated and consolidated basis, during the three most profitable years out of the immediately preceding five years;
- The Exchange has a net worth of at least ₹ 10 million in each of the three preceding full years (of 12 months each);
- The aggregate size of the proposed Offer and all previous issues made in the same Fiscal is not expected to exceed five times the pre-Offer net worth as per the audited balance sheet of the Exchange for the preceding Fiscal; and
- The Exchange has not changed its name within the last one year.

The Exchange's pre-tax operating profit, net worth and net tangible assets derived from the Restated Financial Information included in this Prospectus as of, and for the last five years ended, March 31, 2016 are set forth below:

(₹ in million)

Particulars	Fiscal									
	2016		2015		2014		2013		2012	
	Standalone	Consolidated	Standalone	Consolidated	Standalone	Consolidated	Standalone	Consolidated	Standalone	Consolidated
Net tangible assets, as restated	22,308.9	27,314.5	21,760.4	26,522.8	20,733.3	24,621.2	20,436.2	23,570.8	20,543.2	22,788.9
Pre-tax operating profit, as restated	1059.3	1,494.8	649.5	1,540.9	486.1	1,486.7	188.2	1,388.1	1,212.8	2,229.6
Net worth, as restated	22,536.1	24,492.8	22,033.2	24,608.9	20,851.6	23,707.7	20,549.9	22,889.4	20,632.3	22,197.3

(i) 'Net tangible assets' means the sum of all net assets (including capital work in progress) of the Exchange excluding intangible assets, intangible assets under development (as defined in accounting standard 26) and goodwill on consolidation and deferred tax assets.

(ii) 'Pre-tax operating profit/ (loss)' has been defined as restated profit/(loss) before tax excluding restated other income

(iii) 'Net worth' means the aggregate of the Paid up Share Capital, Securities premium account premium account, and Reserves and Surplus (excluding revaluation reserve) as reduced by the aggregate of miscellaneous expenditure (to the extent not adjusted or written off) and the debit balance of the Statement of Profit and Loss as per section 2(1)(v) of Securities and Exchange Board of India (Issue of Capital and Disclosure Requirements) Regulations, 2009.

In accordance with Regulation 26(4) of the ICDR Regulations, the Exchange shall ensure that the number of prospective Allottees to whom the Equity Shares will be allotted shall not be less than 1,000, failing which, the entire application money will be refunded. In case of delay, if any, in refund, the Exchange shall pay interest on the application money at the rate of 15% per annum for the period of delay.

The Exchange is in compliance with the conditions specified in Regulation 4(2) of the ICDR Regulations, to the extent applicable.

DISCLAIMER CLAUSE OF SEBI

AS REQUIRED, A COPY OF THE DRAFT RED HERRING PROSPECTUS HAS BEEN SUBMITTED TO SEBI. IT IS TO BE DISTINCTLY UNDERSTOOD THAT SUBMISSION OF THE DRAFT RED HERRING PROSPECTUS TO SEBI SHOULD NOT, IN ANY WAY, BE DEEMED OR CONSTRUED TO MEAN THAT THE SAME HAS BEEN CLEARED OR APPROVED BY SEBI. SEBI DOES NOT TAKE ANY RESPONSIBILITY EITHER FOR THE FINANCIAL SOUNDNESS OF ANY SCHEME OR THE PROJECT FOR WHICH THE OFFER IS PROPOSED TO BE MADE OR FOR THE CORRECTNESS OF THE STATEMENTS MADE OR OPINIONS EXPRESSED IN THE DRAFT RED HERRING PROSPECTUS. THE MANAGERS, EDELWEISS FINANCIAL SERVICES LIMITED, AXIS CAPITAL LIMITED, JEFFERIES INDIA PRIVATE LIMITED, NOMURA FINANCIAL

ADVISORY AND SECURITIES (INDIA) PRIVATE LIMITED, MOTILAL OSWAL INVESTMENT ADVISORS PRIVATE LIMITED, SBI CAPITAL MARKETS LIMITED, SMC CAPITALS LIMITED AND SPARK CAPITAL ADVISORS (INDIA) PRIVATE LIMITED HAVE CERTIFIED THAT THE DISCLOSURES MADE IN THE DRAFT RED HERRING PROSPECTUS ARE GENERALLY ADEQUATE AND ARE IN CONFORMITY WITH SEBI (ISSUE OF CAPITAL AND DISCLOSURE REQUIREMENTS) REGULATIONS, 2009 IN FORCE FOR THE TIME BEING. THIS REQUIREMENT IS TO FACILITATE INVESTORS TO TAKE AN INFORMED DECISION FOR MAKING AN INVESTMENT IN THE PROPOSED ISSUE.

IT SHOULD ALSO BE CLEARLY UNDERSTOOD THAT THE EXCHANGE IS PRIMARILY RESPONSIBLE FOR THE CORRECTNESS, ADEQUACY AND DISCLOSURE OF ALL RELEVANT INFORMATION IN THE DRAFT RED HERRING PROSPECTUS, THE MANAGERS, EDELWEISS FINANCIAL SERVICES LIMITED, AXIS CAPITAL LIMITED, JEFFERIES INDIA PRIVATE LIMITED, NOMURA FINANCIAL ADVISORY AND SECURITIES (INDIA) PRIVATE LIMITED, MOTILAL OSWAL INVESTMENT ADVISORS PRIVATE LIMITED, SBI CAPITAL MARKETS LIMITED, SMC CAPITALS LIMITED AND SPARK CAPITAL ADVISORS (INDIA) PRIVATE LIMITED ARE EXPECTED TO EXERCISE DUE DILIGENCE TO ENSURE THAT THE EXCHANGE DISCHARGES ITS RESPONSIBILITIES ADEQUATELY IN THIS BEHALF AND TOWARDS THIS PURPOSE, THE MANAGERS, EDELWEISS FINANCIAL SERVICES LIMITED, AXIS CAPITAL LIMITED, JEFFERIES INDIA PRIVATE LIMITED, NOMURA FINANCIAL ADVISORY AND SECURITIES (INDIA) PRIVATE LIMITED, MOTILAL OSWAL INVESTMENT ADVISORS PRIVATE LIMITED, SBI CAPITAL MARKETS LIMITED, SMC CAPITALS LIMITED AND SPARK CAPITAL ADVISORS (INDIA) PRIVATE LIMITED HAVE FURNISHED TO SEBI, A DUE DILIGENCE CERTIFICATE DATED SEPTEMBER 9, 2016, WHICH READS AS FOLLOWS:

WE, THE MANAGERS TO THE ABOVE MENTIONED FORTHCOMING OFFER, STATE AND CONFIRM AS FOLLOWS:

- 1. “WE HAVE EXAMINED VARIOUS DOCUMENTS INCLUDING THOSE RELATING TO LITIGATION LIKE COMMERCIAL DISPUTES, PATENT DISPUTES, (NOT APPLICABLE) DISPUTES WITH COLLABORATORS (NOT APPLICABLE) ETC. AND OTHER MATERIAL IN CONNECTION WITH THE FINALISATION OF THE DRAFT RED HERRING PROSPECTUS PERTAINING TO THE OFFER;**
- 2. ON THE BASIS OF SUCH EXAMINATION AND THE DISCUSSIONS WITH THE EXCHANGE, ITS DIRECTORS AND OTHER OFFICERS, OTHER AGENCIES AND INDEPENDENT VERIFICATION OF THE STATEMENTS CONCERNING THE OBJECTS OF THE OFFER, (NOT APPLICABLE), PRICE JUSTIFICATION AND THE CONTENTS OF THE DOCUMENTS AND OTHER PAPERS FURNISHED BY THE EXCHANGE, WE CONFIRM THAT:**
 - A. THE DRAFT RED HERRING PROSPECTUS FILED WITH SECURITIES AND EXCHANGE BOARD OF INDIA (“SEBI”) IS IN CONFORMITY WITH THE DOCUMENTS, MATERIALS AND PAPERS RELEVANT TO THE OFFER;**
 - B. ALL THE LEGAL REQUIREMENTS RELATING TO THE OFFER AS ALSO THE REGULATIONS, GUIDELINES, INSTRUCTIONS, ETC. FRAMED/ISSUED BY SEBI, THE CENTRAL GOVERNMENT AND ANY OTHER COMPETENT AUTHORITY IN THIS BEHALF HAVE BEEN DULY COMPLIED WITH; AND**
 - C. THE DISCLOSURES MADE IN THE DRAFT RED HERRING PROSPECTUS ARE TRUE, FAIR AND ADEQUATE TO ENABLE THE INVESTORS TO MAKE A WELL INFORMED DECISION AS TO THE INVESTMENT IN THE PROPOSED OFFER AND SUCH DISCLOSURES ARE IN ACCORDANCE WITH THE REQUIREMENTS OF THE COMPANIES ACT, 1956, THE COMPANIES ACT, 2013, THE SECURITIES AND EXCHANGE BOARD OF INDIA (ISSUE OF CAPITAL AND DISCLOSURE REQUIREMENTS) REGULATIONS, 2009 AND OTHER APPLICABLE LEGAL REQUIREMENTS.**

3. WE CONFIRM THAT BESIDES OURSELVES ALL THE INTERMEDIARIES NAMED IN THE DRAFT RED HERRING PROSPECTUS ARE REGISTERED WITH SEBI AND THAT TILL DATE SUCH REGISTRATIONS ARE VALID.
4. WE HAVE SATISFIED OURSELVES ABOUT THE CAPABILITY OF THE UNDERWRITERS TO FULFIL THEIR UNDERWRITING COMMITMENTS. - NOTED FOR COMPLIANCE.
5. WE CERTIFY THAT WRITTEN CONSENT FROM THE PROMOTERS HAS BEEN OBTAINED FOR INCLUSION OF ITS EQUITY SHARES AS PART OF PROMOTERS' CONTRIBUTION SUBJECT TO LOCK-IN, AND THE SPECIFIED SECURITIES PROPOSED TO FORM PART OF PROMOTERS' CONTRIBUTION SUBJECT TO LOCK-IN, SHALL NOT BE DISPOSED/SOLD/TRANSFERRED BY THE PROMOTER DURING THE PERIOD STARTING FROM THE DATE OF FILING THE DRAFT RED HERRING PROSPECTUS WITH SEBI TILL THE DATE OF COMMENCEMENT OF LOCK-IN PERIOD AS STATED IN THE DRAFT RED HERRING PROSPECTUS. - NOT APPLICABLE.
6. WE CERTIFY THAT REGULATION 33 OF THE SECURITIES AND EXCHANGE BOARD OF INDIA (ISSUE OF CAPITAL AND DISCLOSURE REQUIREMENTS) REGULATIONS, 2009, WHICH RELATES TO THE EQUITY SHARES INELIGIBLE FOR COMPUTATION OF PROMOTERS' CONTRIBUTION, HAS BEEN DULY COMPLIED WITH AND APPROPRIATE DISCLOSURES AS TO COMPLIANCE WITH THE SAID REGULATION HAVE BEEN MADE IN THE DRAFT RED HERRING PROSPECTUS. - NOT APPLICABLE.
7. WE UNDERTAKE THAT SUB-REGULATION (4) OF REGULATION 32 AND CLAUSE (C) AND (D) OF SUB-REGULATION (2) OF REGULATION 8 OF THE SECURITIES AND EXCHANGE BOARD OF INDIA (ISSUE OF CAPITAL AND DISCLOSURE REQUIREMENTS) REGULATIONS, 2009 SHALL BE COMPLIED WITH. WE CONFIRM THAT ARRANGEMENTS HAVE BEEN MADE TO ENSURE THAT PROMOTERS' CONTRIBUTION SHALL BE RECEIVED AT LEAST ONE DAY BEFORE THE OPENING OF THE OFFER. WE UNDERTAKE THAT AUDITORS' CERTIFICATE TO THIS EFFECT SHALL BE DULY SUBMITTED TO SEBI. WE FURTHER CONFIRM THAT ARRANGEMENTS HAVE BEEN MADE TO ENSURE THAT PROMOTERS' CONTRIBUTION SHALL BE KEPT IN AN ESCROW ACCOUNT WITH A SCHEDULED COMMERCIAL BANK AND SHALL BE RELEASED TO THE EXCHANGE ALONG WITH THE PROCEEDS OF THE OFFER. - NOT APPLICABLE.
8. WE CERTIFY THAT THE PROPOSED ACTIVITIES OF THE EXCHANGE FOR WHICH THE FUNDS ARE BEING RAISED IN THE PRESENT OFFER FALL WITHIN THE 'MAIN OBJECTS' LISTED IN THE OBJECT CLAUSE OF THE MEMORANDUM OF ASSOCIATION OR OTHER CHARTER OF THE EXCHANGE AND THAT THE ACTIVITIES WHICH HAVE BEEN CARRIED OUT UNTIL NOW ARE VALID IN TERMS OF THE OBJECT CLAUSE OF ITS MEMORANDUM OF ASSOCIATION. -COMPLIED WITH TO THE EXTENT APPLICABLE. PLEASE NOTE THAT THE OFFER IS BEING MADE ENTIRELY THROUGH AN OFFER FOR SALE THEREFORE EXCHANGE WILL NOT RECEIVE ANY PROCEEDS FROM THE OFFER.
9. WE CONFIRM THAT NECESSARY ARRANGEMENTS HAVE BEEN MADE TO ENSURE THAT THE MONEYS RECEIVED PURSUANT TO THE OFFER ARE KEPT IN A SEPARATE BANK ACCOUNT AS PER THE PROVISIONS OF SECTION 40(3) OF THE COMPANIES ACT, 2013 AND THAT SUCH MONEYS SHALL BE RELEASED BY THE SAID BANK ONLY AFTER PERMISSION IS OBTAINED FROM ALL THE STOCK EXCHANGES MENTIONED IN THE PROSPECTUS. WE FURTHER CONFIRM THAT THE AGREEMENT ENTERED INTO BETWEEN THE BANKERS TO THE OFFER, THE EXCHANGE AND THE SELLING SHAREHOLDERS SPECIFICALLY CONTAINS THIS CONDITION. - NOTED FOR COMPLIANCE. ALL MONIES RECEIVED OUT OF THE OFFER SHALL BE CREDITED/ TRANSFERRED TO A SEPARATE BANK ACCOUNT AS REFERRED TO IN SUB-SECTION (3) OF SECTION 40 OF THE COMPANIES ACT, 2013.
10. WE CERTIFY THAT A DISCLOSURE HAS BEEN MADE IN THE DRAFT RED HERRING PROSPECTUS THAT THE INVESTORS SHALL BE GIVEN AN OPTION TO GET THE SHARES IN DEMAT OR PHYSICAL MODE. - NOT APPLICABLE. SECURITIES OF STOCK

EXCHANGES SHOULD BE IN DEMATERIALIZED FORM AS PER REGULATION 46 OF SECURITIES CONTRACTS (REGULATION) (STOCK EXCHANGES AND CLEARING CORPORATIONS) REGULATIONS, 2012 . ALSO UNDER SECTION 29 OF THE COMPANIES ACT, 2013 EQUITY SHARES IN THE OFFER HAVE TO BE ISSUED ONLY IN DEMATERIALIZED FORM.

11. We CERTIFY THAT ALL THE APPLICABLE DISCLOSURES MANDATED IN THE SECURITIES AND EXCHANGE BOARD OF INDIA (ISSUE OF CAPITAL AND DISCLOSURE REQUIREMENTS) REGULATIONS, 2009 HAVE BEEN MADE IN ADDITION TO DISCLOSURES WHICH, IN OUR VIEW, ARE FAIR AND ADEQUATE TO ENABLE THE INVESTOR TO MAKE A WELL INFORMED DECISION.
12. WE CERTIFY THAT THE FOLLOWING DISCLOSURES HAVE BEEN MADE IN THE DRAFT RED HERRING PROSPECTUS:
 - A. AN UNDERTAKING FROM THE EXCHANGE THAT AT ANY GIVEN TIME THERE SHALL BE ONLY ONE DENOMINATION FOR THE EQUITY SHARES OF THE EXCHANGE; AND
 - B. AN UNDERTAKING FROM THE EXCHANGE THAT IT SHALL COMPLY WITH SUCH DISCLOSURE AND ACCOUNTING NORMS SPECIFIED BY SEBI FROM TIME TO TIME.
13. WE UNDERTAKE TO COMPLY WITH THE REGULATIONS PERTAINING TO ADVERTISEMENT IN TERMS OF THE SECURITIES AND EXCHANGE BOARD OF INDIA (ISSUE OF CAPITAL AND DISCLOSURE REQUIREMENTS) REGULATIONS, 2009 WHILE MAKING THE OFFER. – **NOTED FOR COMPLIANCE.**
14. WE ENCLOSE A NOTE EXPLAINING HOW THE PROCESS OF DUE DILIGENCE HAS BEEN EXERCISED BY US IN VIEW OF THE NATURE OF CURRENT BUSINESS BACKGROUND OF THE EXCHANGE, SITUATION AT WHICH THE PROPOSED BUSINESS STANDS, THE RISK FACTORS, PROMOTERS' EXPERIENCE, ETC.
15. WE ENCLOSE A CHECKLIST CONFIRMING REGULATION-WISE COMPLIANCE WITH THE APPLICABLE PROVISIONS OF THE SECURITIES AND EXCHANGE BOARD OF INDIA (ISSUE OF CAPITAL AND DISCLOSURE REQUIREMENTS) REGULATIONS, 2009, CONTAINING DETAILS SUCH AS THE REGULATION NUMBER, ITS TEXT, THE STATUS OF COMPLIANCE, PAGE NUMBER OF THE DRAFT RED HERRING PROSPECTUS WHERE THE REGULATION HAS BEEN COMPLIED WITH AND OUR COMMENTS, IF ANY.
16. WE ENCLOSE A STATEMENT ON 'PRICE INFORMATION OF PAST ISSUES HANDLED BY MERCHANT BANKERS BELOW (WHO ARE RESPONSIBLE FOR PRICING THE ISSUE)', AS PER FORMAT SPECIFIED BY THE SEBI THROUGH CIRCULAR.
17. WE CERTIFY THAT THE PROFITS FROM RELATED PARTY TRANSACTIONS HAVE ARISEN FROM LEGITIMATE BUSINESS TRANSACTIONS. – **COMPLIED WITH TO THE EXTENT OF THE RELATED PARTY TRANSACTIONS OF THE EXCHANGE, IN ACCORDANCE WITH AS-18 IN THE FINANCIAL STATEMENTS INCLUDED IN THE DRAFT RED HERRING PROSPECTUS.**
18. WE CERTIFY THAT THE ENTITY IS ELIGIBLE UNDER 106Y(1) (A) OR (B) (AS THE CASE MAY BE) TO LIST ON THE INSTITUTIONAL TRADING PLATFORM, UNDER CHAPTER XC OF THESE REGULATIONS. (IF APPLICABLE). – **NOT APPLICABLE.**

The filing of this Prospectus does not, however, absolve the Exchange from any liabilities under Section 34 or Section 36 of the Companies Act, 2013 or from the requirement of obtaining such statutory or other clearances as may be required for the purpose of the Offer. SEBI further reserves the right to take up, at any point of time, with the Managers any irregularities or lapses in the Draft Red Herring Prospectus, the Red Herring Prospectus, and this Prospectus.

The filing of this Prospectus does not absolve the Selling Shareholders from any liabilities under Section 34 or Section 36 of the Companies Act, 2013 to the extent of the statements made by them in respect of themselves and the Equity Shares offered by the Selling Shareholders, as part of the Offer.

All legal requirements pertaining to the Offer have been complied with at the time of delivery of the Red Herring Prospectus to the RoC for registration in terms of Section 32 of the Companies Act, 2013. All legal requirements pertaining to the Offer will be complied with at the time of registration of this Prospectus with the RoC in terms of Sections 26, 30 and 32 of the Companies Act, 2013.

Price information of past issues handled by the Managers

The price information of past issues handled by the Managers is as follows:

Edelweiss Financial Services Limited:

Table 1: Price information of past issues (during current financial year and two financial years preceding the current financial year) handled by Edelweiss Financial Services Limited

Sr. No.	Issue name	Issue size (₹ Million)	Issue price (₹)	Listing date	Opening price on listing date (in ₹)	+/- % change in closing price, [+/- % change in closing benchmark] – 30 th calendar days from listing	+/- % change in closing price, [+/- % change in closing benchmark] – 90 th calendar days from listing	+/- % change in closing price, [+/- % change in closing benchmark] – 180 th calendar days from listing
1.	Sheela Foam Limited	5,100.00	730.00	December 9, 2016	860.00	30.23%; [-0.31]%,	Not applicable	Not applicable
2.	ICICI Prudential Life Insurance Company Limited	60,567.91	334.00	September 29, 2016	330.00	-7.60%, [0.54%]	-11.54% [-6.50%]	Not applicable
3.	Thyrocare Technologies Limited	4,792.1	446.00	May 9, 2016	665.00	+36.85% [5.09%]	+22.57% [10.75%]	39.09%, [7.22%]
4.	Equitas Holdings Limited	21,766.9	110.00	April 21, 2016	145.10	+34.64% [-2.05%]	+57.91% [7.79%]	63.77%, [7.69%]
5.	Healthcare Global Enterprises Limited	6,496.4	218.00	March 30, 2016	210.20	-15.3%; [1.45%]	-19.98% [4.65%]	-1.28%, [12.77%]
6.	Alkem Laboratories Limited@	13,477.6	1,050.00	December 23, 2015	1,380.00	+30.34%; [-7.49%]	+28.60% [-2.06%]	+31.91% [4.74%]
7.	Coffee Day Enterprises Limited	11,500	328.00	November 2, 2015	317.00	-21.42%; [-1.19%]	-20.76%; [-6.15%]	-20.98%; [-2.50%]
8.	Prabhat Dairy Limited^	3,561.9	115.00	September 21, 2015	113.00	+11.78% ; [3.57%]	+30.83% [-1.79%]	-5.48%; [-4.67%]
9.	Sadbhav Infrastructure Project Limited	4,916.6	103.00	September 16, 2015	111.00	-2.28%, [3.55%]	-5.63%; [-3.15%]	-14.56%; [-4.56%]
10.	Navkar Corporation Limited	6,000	155.00	September 9, 2015	152.00	+0.97%, [3.97%]	+26.00%; [-0.68%]	+6.29%; [-4.26%]

Source: www.nseindia.com

@ Alkem Laboratories Limited - Discount of ₹100 per equity share offered to eligible employees. All calculations are based on offer price of ₹1,050.00 per equity share.

^ Prabhat Dairy Ltd - Discount of ₹5 per equity share offered to retail investors. All calculations are based on issue price of ₹115.00 per equity share.

Notes:

- Based on date of listing
- % of change in closing price on 30th/ 90th / 180th calendar day from listing day is calculated vs issue price. % change in closing benchmark index is calculated based on closing index on listing day vs closing index on 30th/90th / 180th calendar day from listing day.
- Wherever 30th/ 90th/ 180th calendar day from listing day is a holiday, the closing data of the next trading day has been considered.
- The Nifty 50 index is considered as the benchmark index.
- Not applicable. – Period not completed.
- Disclosure in Table-1 restricted to 10 issues.

Table 2: Summary statement of price information of past issues(during current financial year and two financial years preceding the current financial year) handled by Edelweiss Financial Services Limited

Fiscal	Total no. of IPOs	Total funds raised (₹ million)	Nos. of IPOs trading at discount - as on 30 th calendar day from listing			Nos. of IPOs trading at premium - as on 30 th calendar day from listing			Nos. of IPOs trading at discount - as on 180 th calendar day from listing			Nos. of IPOs trading at premium - as on 180 th calendar day from listing		
			Over 50%	Between 25%-50%	Less than 25%	Over 50%	Between 25%-50%	Less than 25%	Over 50%	Between 25%-50%	Less than 25%	Over 50%	Between 25%-50%	Less than 25%
2016-2017 [^]	4	92,226.90	-	-	1	-	2	-	-	-	-	1	1	-
2015-2016	7	56,157.83	-	-	3	-	2	2	-	-	4	-	1	2
2014-2015	3	8,835.40	-	1	-	2	-	-	-	-	1	2	-	-

[^] The information is as on the date of the document

Notes:

- Based on date of listing.
- Wherever 30th and 180th calendar day from listing day is a holiday, the closing data of the next trading day has been considered.
- The Nifty 50 index is considered as the Benchmark Index

For the financial year 2016-17 – total 4 issues were completed. However, only 2 issues have completed 180 days.

For the financial year 2014-15 total 3 issues were completed. However, disclosure under Table-1 is restricted to 10 issues.

Axis Capital Limited:

Table 1: Price information of past issues (during current financial year and two financial years preceding the current financial year) handled by Axis Capital Limited

Sr. No.	Issue name	Issue size (₹ millions)	Issue price(₹)	Listing date	Opening price on listing date (in ₹)	+/- % change in closing price, [+/- % change in closing benchmark]- 30th calendar days from listing	+/- % change in closing price, [+/- % change in closing benchmark]- 90th calendar days from listing	+/- % change in closing price, [+/- % change in closing benchmark]
---------	------------	-------------------------	----------------	--------------	--------------------------------------	---	---	--

									rk]- 180th calendar days from listing
1	Varun Beverages Limited	11,250.00	445	November 8, 2016	430.00	-7.72%, [-5.17%]	-	-	-
2	Endurance Technologies Limited	11,617.35	472	October 19, 2016	572.00	+16.06%, [6.69%]	[- + 23.78%, [-2.84%]	[-	-
3	RBL Bank Limited	12,129.67	225	August 31, 2016	274.20	+27.07%, [2.22%]	[- +56.98%, [-7.50%]	[-	-
4	Dilip Buildcon Limited	6,539.77	219	August 11, 2016	240.00	+5.11%, [+3.20%]	+1.53%, [0.57%]	[-	-
5	Advanced Enzyme Technologies Limited	4,114.88	896 ⁽³⁾	August 1, 2016	1,210.00	+56.24%, [+1.23%]	+145.97%, [0.12%]	[-	+101.14%, [0.05%]
6	Quess Corp Limited	4,000.00	317	July 12, 2016	500.00	+73.60%, [+0.64%]	+94.59%, [+2.20%]		+110.36%, [-3.34%]
7	Ujjivan Financial Services Limited	8,824.96 ⁽¹⁾	210	May 10, 2016	231.90	+72.38%, [+4.88%]	+115.38%, [+10.44%]		+103.93%, [+7.72%]
8	Equitas Holdings Limited	21,766.85	110	April 21, 2016	145.10	+34.64%, [2.05%]	[- +57.91%, [+7.79%]		+63.77%, [+7.69%]
9	Narayana Hrudayalaya Limited	6,130.82	250	January 6, 2016	291.00	+28.76%, [4.35%]	[- +15.86%, [+0.23%]		+25.56%, [+8.13%]
10	Alkem Laboratories Limited	13,477.64	1,050 ⁽²⁾	December 23, 2015	1380.00	+30.34%, [7.49%]	[- +28.60%, [2.06%]	[-	+31.91%, [+4.74%]

Source: www.nseindia.com

¹Company has undertaken a Pre-Ipo Placement aggregating to ₹2,918.39 Million. The size of the fresh issue as disclosed in the draft red herring prospectus dated December 31, 2015, being ₹6,500 Million, has been reduced accordingly.

²Price for eligible employees was ₹ 950.00 per equity share

³Price for eligible employees was ₹ 810.00 per equity share

Notes:

- The CNX NIFTY is considered as the Benchmark Index.
- Price on NSE is considered for all of the above calculations.
- In case 30th/90th/180th day is not a trading day, closing price on NSE of the next trading day has been considered.
- Since 30 calendar days, 90 calendar days and 180 calendar days, as applicable, from listing date has not elapsed for few of the above issues, data for same is not available.

Table 2: Summary statement of price information of past issues (during current financial year and two financial years preceding the current financial year) handled by Axis Capital Limited

Financial Year	Total no. of IPOs	Total funds raised (₹ in Millions)	Nos. of IPOs trading at discount on as on 30th calendar days from listing date			Nos. of IPOs trading at premium on as on 30th calendar days from listing date			Nos. of IPOs trading at discount as on 180th calendar days from listing date			Nos. of IPOs trading at premium as on 180th calendar days from listing date		
			Over 50%	Between 25%-50%	Less than 25%	Over 50%	Between 25%-50%	Less than 25%	Over 50%	Between 25%-50%	Less than 25%	Over 50%	Between 25%-50%	Less than 25%

2016-2017*	8	80,243.48	-	-	1	3	2	2	-	-	-	4	-	-
2015-2016	8	60,375.66	0	0	3	0	4	1	0	0	3	1	2	2
2014-2015	1	3,504.30	0	1	0	0	0	0	0	0	1	0	0	0

* The information is as on the date of the document

The information for each of the financial years is based on issues listed during such financial year.

Note: Since 30 calendar days and 180 calendar days, as applicable, from listing date has not elapsed for few of the above issues, data for same is not available.

Jefferies India Private Limited:

Table 1: Price information of past issues handled by Jefferies India Private Limited

Sr. No.	Issue name	Issue size (₹ Million)	Issue price (₹)	Listing date	Opening price on listing date (in ₹)	+/- change in closing price, [% change in closing benchmark] - 30 th calendar days from listing		+/- change in closing price, [% change in closing benchmark] - 90 th calendar days from listing		+/- change in closing price, [% change in closing benchmark] - 180 th calendar days from listing	
1.	Syngene International Limited	5,500.00	250.00	August 11, 2015	295.00	36.00%, [7.61%]	-44.90%, [-6.47%]	-57.20%, [-12.70%]			
2.	Narayana Hrudayalaya Limited	6,130.82	250.00	January 6, 2016	291.00	28.76%, [4.35%]	-15.86%, [0.23%]	25.56%, [8.13%]			
3.	Quick Heal Technologies Limited	4,512.53	321.00	February 18, 2016	305.00	-31.56%, [5.74%]	-20.05%, [9.72%]	-24.21%, [20.17%]			
4.	Laurus Labs Limited ⁽⁴⁾	13,305.10	428.00	December 19, 2016	489.90	11.44%, [3.62%]	-	-			

Notes:

- All data sourced from www.nseindia.com
- Benchmark index considered is NIFTY.
- 30th, 90th, 180th calendar day from listed day have been taken as listing day plus 29, 89 and 179 calendar days, except wherever 30th, 90th, 180th calendar day is a holiday, in which case we have considered the closing data of the next trading day.
- Since the listing date of Laurus Labs Limited was on December 19, 2016, information relating to closing prices and benchmark index as on 90th / 180th calendar day from listing date is not available.

Table 2: Summary statement of price information of past issues handled by Jefferies India Private Limited

Fiscal	Total no. of IPOs	Total funds raised (₹ million)	Nos. of IPOs trading at discount - as on 30 th calendar day from listing			Nos. of IPOs trading at premium - as on 30 th calendar day from listing			Nos. of IPOs trading at discount - as on 180 th calendar day from listing			Nos. of IPOs trading at premium - as on 180 th calendar day from listing		
			Over 50%	Between 25%-50%	Less than 25%	Over 50%	Between 25%-50%	Less than 25%	Over 50%	Between 25%-50%	Less than 25%	Over 50%	Between 25%-50%	Less than 25%
2015-16	3	16,143.35	-	1	-	-	2	-	-	-	1	1	1	-
2016-17*	1	13,305.10	-	-	-	-	-	1	-	-	-	-	-	-

* The information is as on the date of the document

Notes:

- Since the listing date of Laurus Labs Limited was on December 19, 2016, information relating to closing prices and benchmark index as on 90th / 180th calendar day from listing date is not available.

Nomura Financial Advisory and Securities (India) Private Limited:

Table 1: Price information of past issues handled by Nomura Financial Advisory and Securities (India) Private Limited

Sr. No.	Issue name	Issue size (₹ in Million)	Issue price (₹)	Listing date	Opening price on listing date (in ₹)	+/- % change in closing price, [+/- % change in closing benchmark] – 30 th calendar days from listing	+/- % change in closing price, [+/- % change in closing benchmark] – 90 th calendar days from listing	+/- % change in closing price, [+/- % change in closing benchmark] – 180 th calendar days from listing
1	Alkem Laboratories Limited I	13,477.64	1050	December 23, 2015	1380	+30.34%, [-7.49%]	+28.60%, [-2.06%]	+31.91%, [-4.74%]

Source: www.nseindia.com

1 Price for eligible employees was ₹ 950.00 per equity share

Notes:

- The CNX NIFTY has been considered as the Benchmark Index
- Price on NSE is considered for all of the above calculations.
- In case 30th/90th/180th day is not a trading day, closing price on NSE of the next trading day has been considered.

Table 2: Summary statement of price information of past issues handled by Nomura Financial Advisory and Securities (India) Private Limited

Fiscal year	Total no. of IPOs	Total funds raised (₹ million)	Nos. of IPOs trading at discount - as on 30 th calendar day from listing			Nos. of IPOs trading at premium - as on 30 th calendar day from listing			Nos. of IPOs trading at discount - as on 180 th calendar day from listing			Nos. of IPOs trading at premium - as on 180 th calendar day from listing		
			Over 50%	Between 25%-50%	Less than 25%	Over 50%	Between 25%-50%	Less than 25%	Over 50%	Between 25%-50%	Less than 25%	Over 50%	Between 25%-50%	Less than 25%
2016-2017*	0	0	-	-	-	-	-	-	-	-	-	-	-	-
2015-2016	1	13,477.64	0	0	0	0	1	0	0	0	0	0	1	0
2014-2015	0	0	-	-	-	-	-	-	-	-	-	-	-	-

* The information is as on the date of the document

The information for each of the financial years is based on issues listed during such financial year.

Motilal Oswal Investment Advisors Private Limited:

Table 1: Price information of past issues handled by Motilal Oswal Investment Advisors Private Limited

Sr. No.	Issue name	Issue size (₹ in million)	Issue price (₹)	Listing date	Opening price on listing date (in ₹)	+/- % change in closing price, [+/- % change in closing benchmark] – 30 th calendar days from listing	+/- % change in closing price, [+/- % change in closing benchmark] – 90 th calendar days from listing	+/- % change in closing price, [+/- % change in closing benchmark] – 180 th calendar days from listing
1	Pennar Engineered Building Systems	1,561.87	178.00	September 10, 2015	177.95	-5.93%, [+5.16%]	-11.26%, [-1.11%]	-17.39%, [-3.89%]

Sr. No.	Issue name	Issue size (₹ in million)	Issue price (₹)	Listing date	Opening price on listing date (in ₹)	+/- % change in closing price, [+/- % change in closing benchmark] - 30 th calendar days from listing	+/- % change in closing price, [+/- % change in closing benchmark] - 90 th calendar days from listing	+/- % change in closing price, [+/- % change in closing benchmark] - 180 th calendar days from listing
	Limited							
2	Power Mech Projects Limited	2,732.20	640.00	August 26, 2015	600.00	-9.36% [0.98%]	-0.82% [1.18%]	-10.65% [-7.15%]
3	Parag Milk Foods Limited	7,505.37	215.00	May 19, 2016	215.70	17.19% [4.83%]	48.45% [10.26%]	28.98% [4.18%]
4	S.P. Apparels Limited	2,391.20	268.00	August 12, 2016	305.00	21.70% [0.50%]	15.88% [1.72%]	N.A.

Source: nseindia.com

Notes:

a. The S&P CNX NIFTY is considered as the Benchmark Index.

b. Price on NSE is considered for all of the above calculations.

Table 2: Summary statement of price information of past issues handled by Motilal Oswal Investment Advisors Private Limited

Fiscal	Total no. of IPOs	Total funds raised (₹ million)	Nos. of IPOs trading at discount - as on 30 th calendar day from listing			Nos. of IPOs trading at premium - as on 30 th calendar day from listing			Nos. of IPOs trading at discount - as on 180 th calendar day from listing			Nos. of IPOs trading at premium - as on 180 th calendar day from listing		
			Over 50%	Between 25%-50%	Less than 25%	Over 50%	Between 25%-50%	Less than 25%	Over 50%	Between 25%-50%	Less than 25%	Over 50%	Between 25%-50%	Less than 25%
2016-date	2	9,896.57	-	-	-	-	1	1	-	-	-	-	1	-
2015-2016	2	4,294.07	-	-	2	-	-	-	-	2	-	-	-	-
2014-2015	Nil	N.A.	-	-	-	-	-	-	-	-	-	-	-	-

Source: www.nseindia.com

* The information is as on the date of the document

The information for each of the financial years is based on issues listed during such financial year.

SBI Capital Markets Limited:

Table 1: Price information of past issues (during current financial year and two financial years preceding the current financial year) handled by SBI Capital Markets Limited

Sr. No.	Issue Name	Issue size (₹ in million)	Issue price (₹)	Listing date	Opening price on listing date (in ₹)	+/- % change in closing price, [+/- % change in closing benchmark]- 30 th calendar days from listing	+/- % change in closing price, [+/- % change in closing benchmark]- 90 th calendar days from listing	+/- % change in closing price, [+/- % change in closing benchmark]- 180 th calendar days from listing
1	Laurus Labs Limited	13,305.10	428.00	December 19, 2016	490.00	[-0.69%] [3.26%]	NA	NA
2	HPL Electric & Power Limited	3610.00	202.00	October 04, 2016	190.00	-14.75% [-2.91%]	-51.80% [-6.72%]	NA

3	ICICI Prudential Life Insurance Company Limited	60,567.91	334.00	September 29, 2016	330.00	-7.60%, [+0.54%]	-11.54% [-6.50%]	NA
4	L&T Technology Services Limited	8,944.00	860.00	September 23, 2016	920.00	-2.11% [-1.39%]	-8.54% [-8.72%]	NA
5	RBL Bank Limited	12,129.67	225.00	August 31, 2016	274.20	+27.78% [-2.22%]	+56.98% [-7.50%]	NA
6	Infibeam Incorporation Limited	4,500.00	432.00	April 4, 2016	458.00	+20.37% [-0.67%]	+61.31% [+7.40%]	+106.49% [+9.56%]
7	Precision Camshafts Limited	4,101.90	186.00	February 8, 2016	163.10	-14.68% [+1.53%]	-20.43% [+5.77%]	-20.32% [15.61%]
8	Prabhat Dairy Limited	3,561.88	115.00	September 21, 2015	115.00	+11.78% [+3.57%]	+30.83% [-1.79%]	-5.48% [-4.67%]
9	Navkar Corporation Limited	6,000.00	155.00	September 9, 2015	152.00	+0.71% [+4.38%]	+25.81% [-0.74%]	+6.13% [-4.12%]
10	Monte Carlo Fashions Limited	3,504.30	645.00	December 19, 2014	585.00	-26.53% [+3.25%]	-23.37% [+4.57%]	-21.01% [-2.50%]

Source: www.nseindia.com, www.bseindia.com

Notes:

- a. The 30th, 90th and 180th calendar day computation includes the listing day. If either of the 30th, 90th or 180th calendar days is a trading holiday, the next trading day is considered for the computation. We have taken the issue price to calculate the % change in closing price as on 30th, 90th and 180th day. We have taken the closing price of the applicable benchmark index as on the listing day to calculate the % change in closing price of the benchmark as on 30th, 90th and 180th day.
- b. The designated exchange for the issue has been considered for the price, benchmark index and other details.

Table 2: Summary statement of price information of past issues handled by SBI Capital Markets Limited

Fiscal	Total no. of IPOs ⁽¹⁾	Total funds raised (₹ million)	Nos. of IPOs trading at discount - as on 30 th calendar day from listing			Nos. of IPOs trading at premium - as on 30 th calendar day from listing			Nos. of IPOs trading at discount - as on 180 th calendar day from listing			Nos. of IPOs trading at premium - as on 180 th calendar day from listing		
			Over 50%	Between 25%-50%	Less than 25%	Over 50%	Between 25%-50%	Less than 25%	Over 50%	Between 25%-50%	Less than 25%	Over 50%	Between 25%-50%	Less than 25%
2016-17*	5	98,556.68	-	-	3	-	1	1	-	-	-	-	-	-
2015-16	4	18,163.78	-	-	1	-	-	3	-	-	2	1	-	1
2014-15	1	3,504.30	-	1	-	-	-	-	-	-	1	-	-	-

* Based on issue closure date

SMC Capitals Limited:

1. Price information of past issues handled by SMC Capitals Limited:

SMC Capitals Limited has not handled any IPO/ FPO in the past three financial years.

2. Summary statement of disclosure:

SMC Capitals Limited has not handled any IPO/ FPO in the past three financial years.

Spark Capital Advisors (India) Private Limited

1. Price information of past issues handled by Spark Capital Advisors (India) Private Limited:

Spark Capital Advisors (India) Private Limited has not handled any IPO/ FPO in the past three financial years.

2. Summary statement of disclosure:

Spark Capital Advisors (India) Private Limited has not handled any IPO/ FPO in the past three financial years.

Track record of past issues handled by the Managers

For details regarding the track record of the Managers, as specified in circular (CIR/MIRSD/1/2012) dated January 10, 2012 issued by SEBI, please refer to the websites of the Managers, as set forth in the table below:

Sr. No.	Name of Manager	Website
1.	Edelweiss Financial Services Limited	www.edelweissfin.com
2.	Axis Capital Limited	http://www.axiscapital.co.in
3.	Jefferies India Private Limited	www.jefferies.com
4.	Nomura Financial Advisory and Securities (India) Private Limited	http://www.nomuraholdings.com/company/group/asia/nfaspl.html
5.	Motilal Oswal Investment Advisors Private Limited	http://www.motilaloswalgroup.com/Our-Businesses/Investment-Banking/Track-Record
6.	SBI Capital Markets Limited	www.sbicaps.com

Caution– Disclaimer from the Exchange, our Directors, and the Managers

The Exchange, our Directors, and the Managers accept no responsibility for statements made otherwise than those contained in this Prospectus or in any advertisements or any other material issued by or at the Exchange's instance. Anyone placing reliance on any other source of information, including the Exchange's website, www.bseindia.com, or the website of any of our Group Companies or of any affiliate or associate of the Exchange, would be doing so at his or her own risk.

The Managers accept no responsibility, save to the limited extent as provided in the Offer Agreement and the Underwriting Agreement entered into between the Underwriters, the Exchange, and the Selling Shareholders.

All information shall be made available by the Exchange, and the Managers to the public and investors at large and no selective or additional information will be made available for a section of investors in any manner whatsoever including at road show presentations, in research or sales reports, at bidding centres or elsewhere.

Neither the Exchange nor the Selling Shareholders, nor any member of the Syndicate shall be liable for any failure in uploading the Bids due to faults in any software/hardware system or otherwise.

Each Bidder are required to confirm that it is fit and proper person in terms of the provisions of the SECC Regulations and will also be required to confirm and are deemed to have represented to the Exchange, the Selling Shareholders and the Underwriters and their respective directors, officers, agents, affiliates and representatives that they are eligible under all applicable laws, rules, regulations, guidelines and approvals to acquire the Equity Shares and that they shall not issue, sell, pledge or transfer the Equity Shares to any person who is not eligible under applicable laws, rules, regulations, guidelines and approvals to acquire the Equity Shares. The Exchange, the Selling Shareholders, the Underwriters and their respective directors, officers, agents, affiliates and representatives accept no responsibility or liability for advising any investor on whether such investor is eligible to acquire Equity Shares.

The Managers and their respective affiliates and associates may engage in transactions with, and perform services for, the Exchange and its Group Companies or affiliates or the Selling Shareholders and their respective affiliates or associates or group companies or third parties in the ordinary course of business and have engaged, or may in the future engage, in transactions including underwriting, commercial banking and investment banking transactions with the Exchange and its Group Companies or affiliates or the Selling Shareholders and their respective affiliates, associates, group companies or third parties, for which they have received, and may in the future receive, compensation.

Disclaimer in Respect of Jurisdiction

The Offer is being made in India to persons resident in India, including Indian national residents in India who are competent to contract under the Indian Contract Act, 1872, as amended, HUFs, companies, corporate bodies and societies registered under applicable laws in India and authorised to invest in shares, Mutual Funds, Indian financial institutions, commercial banks, regional rural banks, co-operative banks (subject to RBI permission), or trusts under applicable trust law and who are authorised under their respective constitutions to hold and invest

in shares, public financial institutions as specified in Section 2(72) of the Companies Act, 2013, multilateral and bilateral development financial institutions, state industrial development corporations, insurance companies registered with the Insurance Regulatory and Development Authority, provident funds (subject to applicable law) with minimum corpus of ₹ 250 million and pension funds with minimum corpus of ₹ 250 million, National Investment Fund, insurance funds set up and managed by army, navy or air force of Union of India, insurance funds set up and managed by the Department of Posts, GoI and permitted Non-Residents including FPIs and Eligible NRIs and other eligible foreign investors, if any, provided that they are eligible under all applicable laws and regulations to purchase the Equity Shares.

Jurisdiction

Exclusive jurisdiction for the purpose of the Offer is with the competent courts/authorities in Mumbai, Maharashtra, India.

Certain United States Disclosures

The Equity Shares have not been and will not be registered under the Securities Act, and may not be offered or sold within the United States except pursuant to an exemption from or in a transaction not subject to the registration requirements of the Securities Act. Accordingly, the Equity Shares are being offered and sold in the United States in reliance on an exemption from the registration requirements of Section 5 of the Securities Act only to persons who are: (i) qualified institutional buyers (“U.S. QIBs”) as defined in Rule 144A under the Securities Act (for the avoidance of doubt, the term U.S. QIBs does not refer to a category of institutional investor defined under applicable Indian regulations and referred to in this Prospectus as “QIBs”); (ii) qualified purchasers (“QPs”) as defined in Section 2(a)(51) of the Investment Company Act of 1940, as amended (the “Investment Company Act”); and (iii) institutional “accredited investors” (“IAIs”) as defined in Rule 501(a)(1), (2), (3), or (7) of Regulation D under the Securities Act (“Regulation D”) (persons who are each a QIB, QP and also an IAI are referred to as “Entitled Qualified Purchasers”). The Equity Shares are being offered and sold outside the United States to non-U.S. Persons (or to persons who are both U.S. Persons (as defined in Regulation S) and Entitled Qualified Purchasers) in reliance on Regulation S under the Securities Act (“Regulation S”). The Equity Shares are not transferable except in accordance with the restrictions described under “*Important Information for Investors—Eligibility and Transfer Restrictions*” beginning on page 570 of this Prospectus. Purchasers in the United States or who are U.S. Persons will be required to represent, warrant, agree, undertake and acknowledge to representations, warranties, agreements, undertakings and acknowledgements contained in the section “*Important Information for Investors—Eligibility and Transfer Restrictions—Equity Shares Offered and Sold within the United States*” beginning on page 570 of this Prospectus. Each purchaser is hereby notified that sellers of Equity Shares may be relying on an exemption from the provisions of Section 5 of the Securities Act.

In addition, until 40 days after the date of commencement of the Offer, an offer or sale of the Equity Shares within the United States by a dealer (whether or not participating in the Offer) may violate the registration requirements of the Securities Act.

The Exchange has not been and will not be registered under the Investment Company Act and investors will not be entitled to the benefits of the Investment Company Act. The Exchange is relying on the exemption provided by Section 3(c)(7) of the Investment Company Act, and as a result the Equity Shares are being offered and sold in the United States only to persons who are Entitled Qualified Purchasers.

The Exchange is a “covered fund” for purposes of the “Volcker Rule” contained in the Dodd-Frank Act (Section 619: Prohibitions on Proprietary Trading and Certain Relationships with Hedge Funds and Private Equity Funds). Accordingly, entities that may be “covered banking entities” for the purposes of the Volcker Rule may be restricted from holding the Exchange’s securities and should take specific advice before making an investment in the Exchange.

The Equity Shares have not been and will not be registered, listed or otherwise qualified in any other jurisdiction outside India and may not be offered or sold, and Bids may not be made by persons in any such jurisdiction, except in compliance with the applicable laws of such jurisdiction.

The Red Herring Prospectus and this Prospectus is not an offer to sell or an invitation to subscribe for any securities. The Red Herring Prospectus and this Prospectus when issued will not, however, constitute an offer to

sell or an invitation to subscribe for Equity Shares offered hereby in any jurisdiction other than India to any person to whom it is unlawful to make an offer or invitation in such jurisdiction. Any person into whose possession the Red Herring Prospectus and this Prospectus comes is required to inform himself or herself about, and to observe, any such restrictions.

No action has been, or will be, taken to permit a public offering in any jurisdiction where action would be required for that purpose, except that the Draft Red Herring Prospectus had been filed with SEBI for its observations. Accordingly, the Equity Shares represented hereby may not be offered or sold, directly or indirectly, and the Red Herring Prospectus and this Prospectus may not be distributed in any jurisdiction, except in accordance with the legal requirements applicable in such jurisdiction. Neither the delivery of the Red Herring Prospectus and this Prospectus nor any sale hereunder shall, under any circumstances, create any implication that there has been no change in the affairs of the Exchange and the Selling Shareholders and their respective affiliates from the date hereof or that the information contained herein is correct as of any time subsequent to this date.

Important Information for Investors – Eligibility And Transfer Restrictions

Because of the following restrictions, purchasers of the Equity Shares in the Offer are advised to consult their legal counsel prior to making any offer, resale, pledge or other transfer of such Equity Shares. Terms used herein that are defined in Rule 144A or Regulation S are used herein as defined therein.

Equity Shares Offered and Sold within the United States or to U.S. Persons

Each acquirer of Equity Shares within the United States and each acquirer of Equity Shares outside the United States who is a U.S. Person, by accepting delivery of this document, will be deemed to have represented, warranted, agreed, undertaken and acknowledged to the Exchange and the Managers that it has received a copy of this document and such other information as it deems necessary to make an investment decision and that:

1. it is an institution that, in the normal course of business, invests in or purchases securities similar to the Equity Shares and it, and any accounts for which it is acting, (a) are a highly sophisticated investor that have sufficient knowledge and experience in financial and business matters to be capable of evaluating the merits and risks of our investments in the Equity Shares, and (b) are able to bear the economic risk, and sustain a complete loss, of such investment in the Equity Shares. It will not look to the Exchange, the Managers, or any of their respective affiliates, for all or part of any loss it may suffer and have no need for liquidity with respect to its investment in the Equity Shares and have no reason to anticipate any change in our circumstances, financial or otherwise, which may cause or require any sale or distribution by it of all or any part of the Equity Shares;
2. it is not a broker-dealer which owns and invests on a discretionary basis less than US\$25 million in securities of unaffiliated issuers;
3. if it is acquiring the Equity Shares as a fiduciary or agent for one or more investor accounts,
 - a. each such account is an Entitled Qualified Purchaser;
 - b. it has sole investment discretion with respect to each account, and
 - c. it has full power and authority to make the representations, warranties, agreements, undertakings and acknowledgements contained in this section on behalf of each such account.
4. it was not formed for the purpose of investing in the Exchange (unless each beneficial owner of our securities is a "qualified purchaser" as defined in Section 2(a)(51) and related rules of the Investment Company Act).
5. It acknowledges and agrees that it is not taking up the Equity Shares as a result of any general solicitation or general advertising (as those terms are defined in Regulation D under the Securities Act) or any directed selling efforts (as that term is defined in Regulation S under the Securities Act).
6. it is (i) an Entitled Qualified Purchaser, (ii) acquiring the Equity Shares for its own account or for the account of one or more Entitled Qualified Purchaser with respect to whom it has the authority to make, and does make, the representations and warranties set forth herein, (iii) acquiring the Equity Shares for investment purposes, and not with a view to further distribution of the Equity Shares, and (iv) aware, and

each beneficial owner of the Equity Shares has been advised, that the sale of the Equity Shares to it is being made in a transaction exempt from the provisions of Section 5 of the Securities Act.

7. the Equity Shares are "restricted securities" within the meaning of Rule 144(a)(3) under the Securities Act and no representation is made as to the availability of the exemption provided by Rule 144 for re-sales of any Equity Shares;
8. It will make its own independent investigation and appraisal of the business, results, financial condition, prospects, creditworthiness, status and affairs of the Exchange and it will make its own investment decision to acquire the Equity Shares. It understands that the Exchange believes there is a significant risk that, for U.S. federal income tax purposes, the Exchange may be considered a Passive Foreign Investment Company and, if it is, that there may be materially adverse consequences under US and other tax laws resulting from an investment in the Equity Shares, and it will make such investigation and consult such tax and other advisors with respect thereto as it deems appropriate. It will satisfy itself concerning, without limitation, the effects of United States federal, state and local income tax laws and foreign tax laws on its investment in the Equity Shares.
9. It understands that (i) the Equity Shares are being offered and sold in the United States only in a transaction not involving any public offering within the meaning of the Securities Act and that the Equity Shares have not been and will not be registered under the Securities Act or with any securities regulatory authority of any state or other jurisdiction of the United States, (ii) the Exchange has not been and will not be registered under the Investment Company Act and related rules and (iii) that the Exchange has elected to impose the transfer and offering restrictions with respect to persons in the United States and U.S. persons described herein so that the Exchange will have no obligation to register as an investment company under the Investment Company Act.

It understands that the Equity Shares may not be offered, sold, pledged, or otherwise transferred except (i) in an offshore transaction executed in, on or through the facilities of the NSE where neither the seller nor any person acting on its behalf knows by pre-arrangement or otherwise that the buyer is in the United States or a U.S. Person, (ii) to any person the seller and any person acting on its behalf knows to be outside the U.S. and a non-U.S. Person, or (iii) to the Exchange or a subsidiary thereof.

It further (i) understands that the Equity Shares may not be deposited into any unrestricted depository receipt facility in respect of the Equity Shares established or maintained by a depository bank, (ii) acknowledges that the Equity Shares (whether in physical certificated form or in uncertificated form) are "restricted securities" within the meaning of Rule 144(a)(3) under the Securities Act and that no representation is made as to the availability of the exemption provided by Rule 144 for resales of the Equity Shares, (iii) understands that the Exchange may not recognise any offer, sale, resale, pledge or other transfer of the Equity Shares made other than in compliance with the above-stated restrictions and (iv) understands that the Exchange may require any U.S. Person or any person within the United States who was not a QP at the time it acquired any Equity Shares or any beneficial interest therein to transfer the Equity Shares or any such beneficial interest immediately in a manner consistent with these restrictions and if the obligation to transfer is not met, the Exchange is irrevocably authorised, without any obligation, to transfer the Equity Shares in a manner consistent with these restrictions and, if such Equity Shares are sold, the Exchange shall be obliged to distribute the net proceeds to the entitled party.

10. It understands that the Equity Shares (to the extent they are in certificated form), unless otherwise determined by the Exchange in accordance with applicable law, will bear a legend substantially to the following effect:

THE SECURITIES REPRESENTED HEREBY HAVE NOT BEEN AND WILL NOT BE REGISTERED UNDER THE SECURITIES ACT OF 1933, AS AMENDED (THE "SECURITIES ACT"), OR WITH ANY SECURITIES REGULATORY AUTHORITY OF ANY STATE OR OTHER JURISDICTION OF THE UNITED STATES, AND THE EXCHANGE HAS NOT BEEN AND WILL NOT BE REGISTERED UNDER THE INVESTMENT COMPANY ACT OF 1940, AS AMENDED (THE "INVESTMENT COMPANY ACT"). THE SECURITIES REPRESENTED HEREBY MAY NOT BE OFFERED, SOLD, PLEDGED OR OTHERWISE TRANSFERRED EXCEPT (1) IN AN OFFSHORE TRANSACTION EXECUTED IN, ON OR THROUGH THE FACILITIES OF THE NSE WHERE NEITHER THE SELLER NOR ANY PERSON ACTING ON ITS BEHALF KNOWS BY PRE-ARRANGEMENT OR OTHERWISE THAT THE BUYER IS IN THE UNITED STATES OR A U.S.

PERSON, (2) TO ANY PERSON THE SELLER AND ANY PERSON ACTING ON ITS BEHALF KNOWS TO BE OUTSIDE THE U.S. AND A NON-U.S. PERSON OR (3) TO THE EXCHANGE OR A SUBSIDIARY THEREOF. THE SECURITIES REPRESENTED HEREBY MAY NOT BE DEPOSITED INTO ANY UNRESTRICTED DEPOSITARY RECEIPT FACILITY IN RESPECT OF THE EXCHANGE'S SECURITIES ESTABLISHED OR MAINTAINED BY A DEPOSITARY BANK. EACH HOLDER, BY ITS ACCEPTANCE OF SECURITIES, REPRESENTS THAT IT UNDERSTANDS AND AGREES TO THE FOREGOING RESTRICTIONS.

THE EXCHANGE AND ITS AGENTS WILL NOT BE REQUIRED TO ACCEPT FOR REGISTRATION OF TRANSFER ANY SECURITIES MADE OTHER THAN IN COMPLIANCE WITH THESE RESTRICTIONS. THE EXCHANGE MAY REQUIRE ANY PERSON THAT HOLDS, DIRECTLY OR INDIRECTLY, ANY EQUITY SHARES (1) WHOSE OWNERSHIP OF EQUITY SHARES MAY CAUSE THE EXCHANGE TO BE REQUIRED TO HAVE THE EXCHANGE COMPLY WITH ANY REGISTRATION OR FILING REQUIREMENTS IN ANY JURISDICTION, WITH WHICH IT WOULD NOT OTHERWISE BE REQUIRED TO COMPLY, (2) WHOSE OWNERSHIP OF EQUITY SHARES MAY CAUSE THE EXCHANGE TO BE REQUIRED TO REGISTER AS AN "INVESTMENT COMPANY" UNDER THE INVESTMENT COMPANY ACT, OR (3) WHO IS A U.S. PERSON (AS DEFINED IN REGULATION S UNDER THE SECURITIES ACT AND INCLUDING NATURAL PERSONS RESIDENT IN BUT TEMPORARILY OUTSIDE OF THE UNITED STATES) BUT WHO IS NOT A QUALIFIED PURCHASER (AS DEFINED IN SECTION 2(A)(51) OF THE INVESTMENT COMPANY ACT), TO TRANSFER ALL OR A SPECIFIED PORTION OF THE SECURITIES OR ANY SUCH BENEFICIAL INTEREST IMMEDIATELY IN A MANNER CONSISTENT WITH THESE RESTRICTIONS, AND IF THE OBLIGATION TO TRANSFER IS NOT MET, THE EXCHANGE AND ITS AGENTS ARE IRREVOCABLY AUTHORIZED, WITHOUT ANY OBLIGATION, TO TRANSFER THE SECURITIES IN A MANNER CONSISTENT WITH THESE RESTRICTIONS AND, IF SUCH SECURITIES ARE SOLD, THE EXCHANGE SHALL BE OBLIGED TO DISTRIBUTE THE NET PROCEEDS TO THE ENTITLED PARTY;

11. It represents that if, in the future, it offers, resells, pledges or otherwise transfers such Equity Shares while they remain "restricted securities" within the meaning of Rule 144, it shall notify such subsequent transferee of the restrictions set out above.
12. The Exchange, the Managers and their affiliates and others will rely on the truth and accuracy of the foregoing acknowledgements, representations and agreements.
13. It acknowledges that its purchase of the Equity Shares is subject to and based upon all the terms, conditions, representations, warranties, agreements, undertakings and acknowledgements and other information contained in this Prospectus.
14. It irrevocably authorizes the Exchange, its affiliates, the Managers and their respective affiliates and any person acting on their behalf to produce the Bid-Cum Application Form or a copy hereof to any interested party in any administrative or legal proceedings, dispute or official inquiry with respect to the matters covered hereby.

Equity Shares Offered and Sold to Non U.S. Persons outside the United States

Each non-U.S. Person who purchases Equity Shares in the Offer outside the United States, and each subsequent purchaser of those Equity Shares in resales prior to the expiration of the period ending 40 days after the completion of the Offer, by accepting delivery of this document, will be deemed to have represented, warranted, agreed, undertaken and acknowledged to and agreed with the Exchange and the Managers as follows:

1. The purchaser is, or at the time of its acquisition of the Equity Shares will be, the beneficial owner of the Equity Shares purchased by it;
2. The purchaser (a) is not, and is not acquiring the Equity Shares for the account or benefit of, a U.S. person, (b) is located outside the United States (within the meaning of Regulation S), and (c) is not an affiliate of the Exchange or otherwise acting on its or their behalf.
3. Either:

- a. at the time the buy order for the Equity Shares was originated, the buyer was outside the United States or the purchaser of Equity Shares and any person acting on its behalf reasonably believed that the buyer was outside the United States; or
 - b. The transaction in the Equity Shares was executed in, on or through the facilities of a designated offshore securities market as defined in Regulation S (including, for the avoidance of doubt, a bona fide sale on the NSE), and neither the purchaser of the Equity Shares nor any person acting on its behalf was aware that the transaction was with a buyer in the United States or who was a U.S. Person.
4. The purchaser is acquiring Equity Shares in an offshore transaction in accordance with Regulation S under the Securities Act.
 5. it understands and acknowledges that the Exchange has not registered, and does not intend to register, as an "investment company" (as such term is defined in the Investment Company Act of 1940, and related rules and regulations) and that the Exchange has elected to impose the transfer and issue restrictions with respect to persons in the United States and U.S. persons described herein so that the Exchange will have no obligation to register as an investment company under the Investment Company Act;
 6. it understands that the Equity Shares are being offered in a transaction not involving any public issue in the United States within the meaning of the Securities Act, that the Equity Shares have not been and will not be registered under the Securities Act, or under the securities laws of any state or other jurisdiction of the United States and that the Exchange has not been and will not be registered as an investment company under the Investment Company Act, in reliance on sections 7(d) and 3(c)(7) thereof and that it will not be entitled to the benefits of that Invest Company Act.
 7. The purchaser understands that such Equity Shares have not been and will not be registered under the Securities Act, and that, prior to the expiration of the period ending 40 days after the completion of the Offer, the Equity Shares may not be offered, resold, pledged or transferred except (a) outside the United States in an offshore transaction in accordance with Regulation S, and (b) in accordance with all applicable laws of any state or other jurisdiction of the United States.
 8. The proposed purchase of Equity Shares is not part of a plan or scheme to evade the registration requirements of the Investment Company Act.
 9. The Exchange, the Managers and their affiliates and others will rely on the truth and accuracy of the foregoing acknowledgements, representations and agreements.
 10. It acknowledges that its purchase of the Equity Shares is subject to and based upon all the terms, conditions, representations, warranties, agreements, undertakings and acknowledgements and other information contained in this Prospectus.
 11. It irrevocably authorizes the Exchange, its affiliates, the Managers and their respective affiliates and any person acting on their behalf to produce the Bid-Cum Application Form or a copy hereof to any interested party in any administrative or legal proceedings, dispute or official inquiry with respect to the matters covered hereby.

Disclaimer Clause of NSE

“As required, a copy of this Offer Document has been submitted to National Stock Exchange of India Limited (hereinafter referred to as NSE). NSE has given vide its letter Ref.: NSE/LIST/89498 dated October 7, 2016 permission to the Issuer to use the Exchange’s name in this Offer Document as one of the stock exchanges on which this Issuer’s securities are proposed to be listed. The Exchange has scrutinized this draft offer document for its limited internal purpose of deciding on the matter of granting the aforesaid permission to this Issuer. It is to be distinctly understood that the aforesaid permission given by NSE should not in any way be deemed or construed that the offer document has been cleared or approved by NSE; nor does it in any manner warrant, certify or endorse the correctness or completeness of any of the contents of this offer document; nor does it warrant that this Issuer’s securities will be listed or will continue to be listed on the Exchange; nor does it take any responsibility for the financial or other soundness of this Issuer, its promoters, its management or any scheme or project of this Issuer.”

Every person who desires to apply for or otherwise acquire any securities of this Issuer may do so pursuant to independent inquiry, investigation and analysis and shall not have any claim against the Exchange whatsoever by reason of any loss which may be suffered by such person consequent to or in connection with such subscription /acquisition whether by reason of anything stated or omitted to be stated herein or any other reason whatsoever.”

Filing

A copy of the Draft Red Herring Prospectus has been filed with SEBI at the Corporate Finance Department, SEBI Bhavan, Plot No. C4-A, G Block, Bandra Kurla Complex, Bandra (East), Mumbai 400 051, India.

A copy of the Red Herring Prospectus, along with the documents required to be filed under Section 32 of the Companies Act, 2013 has been delivered for registration to the RoC, and a copy of this Prospectus to be filed under Section 26 of the Companies Act, 2013 would be delivered for registration with the RoC:

The office of the RoC is located at:

The Registrar of Companies, Maharashtra at Mumbai

Everest, 5th Floor
100, Marine Drive
Mumbai 400 002

Listing

The Equity Shares issued through the Red Herring Prospectus and this Prospectus are proposed to be listed on NSE. Initial listing applications will be made to the NSE for permission to deal in, and for an official quotation of the Equity Shares. The NSE will be the designated stock exchange with which the ‘Basis of Allotment’ will be finalised.

If permission to deal in and for an official quotation of the Equity Shares is not granted by NSE, the Exchange and the Selling Shareholders will forthwith repay, all moneys received from the applicants in pursuance of the Red Herring Prospectus, required by applicable law. If such money is not repaid within the prescribed time, then the Exchange and every officer in default shall be liable to repay the money, with interest as prescribed under applicable laws.

The Exchange shall ensure that all steps for the completion of the necessary formalities for listing and commencement of trading at NSE are taken within six Working Days of the Offer Closing Date and the Selling Shareholders shall provide all required support and cooperation to the Managers and the Exchange in this respect. If the Exchange does not Allot Equity Shares pursuant to the Offer within six Working Days from the Offer Closing Date or within such timeline as prescribed by SEBI, it shall repay without interest all monies received from Bidders, failing which interest shall be due to be paid to the Bidders at the rate of 15% per annum for the delayed period.

Impersonation

Attention of the applicants is specifically drawn to the provisions of sub-section (1) of Section 38 of the Companies Act, 2013, which is reproduced below:

“Any person who:

- (a) makes or abets making of an application in a fictitious name to a Exchange for acquiring, or subscribing for, its securities; or*
- (b) makes or abets making of multiple applications to a Exchange in different names or in different combinations of his name or surname for acquiring or subscribing for its securities; or*
- (c) otherwise induces directly or indirectly a Exchange to allot, or register any transfer of, securities to him, or to any other person in a fictitious name,*

shall be liable for action under section 447.”

Consents

Consents in writing of the Selling Shareholders, the Directors, the Company Secretary and Compliance Officer, Chief Financial Officer, the bankers to the Exchange, the Managers and Syndicate Members, Escrow Collection Bank, Public Offer Account Bank, Refund Bank, Registrar to the Offer, Legal Counsel to the Exchange as to Indian law, Legal Counsel to the Selling Shareholders, Legal Counsel to the Managers as to Indian Law, Legal Counsel to the Managers as to international law, to act in their respective capacities, have been obtained and filed, along with a copy of the Red Herring Prospectus, with the RoC, as required under the Companies Act, 2013 and such consents have not been withdrawn up to the time of delivery of the Prospectus for registration with the RoC.

In accordance with the Companies Act, 2013 and the SEBI Regulations, our Auditors, Deloitte Haskins & Sells LLP, Chartered Accountants have given their written consent to the inclusion of its audit reports on Restated Standalone Financial Information, the Consolidated Restated Financial Information and Unaudited Proforma Consolidated Condensed Financial Information each dated January 3, 2017, respectively, Ind-AS Financial Statements dated October 28, 2016 and the Statement of Tax Benefits dated January 3, 2017 in this Prospectus and such consents have not been withdrawn as on the date of this Prospectus.

Expert Opinion

Except as stated below, the Exchange has not obtained any expert opinions:

The Exchange has received written consent from its Auditor, namely, Deloitte Haskins & Sells LLP, Chartered Accountants, to include its name as required under Section 26(1)(a)(v) of the Companies Act, 2013 in this Prospectus and as “Expert” as defined under Section 2(38) of the Companies Act, 2013 in respect of the reports of the Auditor on the Restated Standalone Financial Information, the Consolidated Restated Financial Information and Unaudited Proforma Consolidated Condensed Financial Information each dated January 3, 2017, respectively, Ind-AS Financial Statements dated October 28, 2016 and the Statement of Tax Benefits dated January 3, 2017, included in this Prospectus and such consent has not been withdrawn as on the date of this Prospectus. However, the term “expert” and consent thereof, does not represent an expert or consent within the meaning under the U.S. Securities Act.

The Exchange has received a written consent dated January 6, 2017 from Credit Analysis and Research Limited, to include its name as required under the Companies Act, 2013 in this Prospectus and as an “Expert” as defined under Section 2(38) of the Companies Act, 2013 in respect of the CARE Research Report and its contents or any extracts thereof being included and/or reproduced in this Prospectus and such consent has not been withdrawn as on the date of this Prospectus.

Offer Expenses

The estimated Offer related expenses are as follows:

Activity	Estimated expenses	As a % of the total estimated Offer expenses	As a % of the total Offer size
Fees payable to the Managers including underwriting commission, brokerage and selling commission, as applicable	286.35	45.00%	2.30%
Advertising and marketing expenses	87.38	13.74%	0.70%
Fees payable to the Registrar to the Offer	2.32	0.36%	0.02%
Brokerage and selling commission payable to Syndicate Members, and SCSB, Registered Brokers, RTAs and CDPs ^{(1) (2) (3)}	21.81	3.43%	0.18%
Processing fees to SCSBs for ASBA Applications procured by the members of the Syndicate or Registered Brokers and submitted with the SCSBs ⁽⁴⁾	13.80	2.17%	0.11%
Others (listing fees, legal fees, SEBI and NSE processing fees, etc.)	224.61	35.30%	1.81%
Total estimated Offer expenses	636.27	100.00%	5.12%

(₹ in million)

⁽¹⁾ Selling commission on the portion for Retail Individual Investors and the portion for Non-Institutional Investors which are procured by members of the Syndicate (including their sub-syndicate members) would be as follows:

Portion for Retail Individual Investors	0.35% of the Amount Allotted [#] (plus applicable service tax)
Portion for Non-Institutional Investors	0.20% of the Amount Allotted [#] (plus applicable service tax)

[#] Amount allotted is the product of the number of Equity Shares Allotted and the Offer Price.

Bidding charges: ₹ 10 per valid application (plus applicable service tax) bid by the Syndicate (including their sub-syndicate members)

In addition to the selling commission referred above, any additional amount(s) to be paid by the Selling Shareholders shall be, as mutually agreed upon by the Managers, their affiliate Syndicate members, the Exchange in its capacity as duly constituted attorney for the Selling Shareholders before opening of the Offer.

⁽²⁾ Selling commission payable to the SCSBs on the portion for Retail Individual Investors and Non-Institutional Investors which are directly procured by them would be as follows:

Portion for Retail Individual Investors	0.35% of the Amount Allotted [#] (plus applicable service tax)
Portion for Non-Institutional Investors	0.20% of the Amount Allotted [#] (plus applicable service tax)

[#] Amount allotted is the product of the number of Equity Shares Allotted and the Offer Price.

No additional bidding charges shall be payable by the Exchange and the Selling Shareholder to the SCSBs on the applications directly procured by them.

⁽³⁾ Selling commission payable to the Registered Brokers, RTAs and CDPs on the portion for Retail Individual Investors and Non-Institutional Investors which are directly procured by the Registered Brokers or RTAs or CDPs or submitted to SCSB for processing, would be as follows:

Portion for Retail Individual Investors	0.35% of the Amount Allotted ^{&} (plus applicable service tax)
Portion for Non-Institutional Investors	0.20% of the Amount Allotted ^{&} (plus applicable service tax)

[&] Amount Allotted is the product of the number of Equity Shares Allotted and the Offer Price.

Processing fees /uploading charges payable to the Registered Brokers, RTAs and CDPs on the portion for Retail Individual Bidders and Non-Institutional Bidders which are directly procured by the Registered Brokers/ RTAs / CDPs and submitted to SCSB for processing, would be as follows:

Portion for Retail Individual Investors	₹ 10.00 per valid Bid cum Application Form [^] (plus applicable service tax)
Portion for Non-Institutional Investors	₹ 10.00 per valid Bid cum Application Form [^] (plus applicable service tax)

[^] For each valid application.

⁽⁴⁾ Processing fees payable to the SCSBs on the portion for Retail Individual Investors and Non-Institutional Investors which are procured by the Members of the Syndicate/Sub-Syndicate /Registered Brokers/ RTAs / CDPs and submitted to SCSB for blocking, would be as follows.

Portion for Retail Individual Investors	₹ 10.00 per valid Bid cum Application Form [^] (plus applicable service tax)
Portion for Non-Institutional Investors	₹ 10.00 per valid Bid cum Application Form [^] (plus applicable service tax)

[^] For each valid application

Upon completion of the Offer, all expenses with respect to the Offer, excluding listing fees payable to NSE where the Equity Shares are proposed to be listed which will be borne by the Exchange, will be shared among the Selling Shareholders, in proportion to the Equity Shares being offered by each of them in the Offer.

Fees, brokerage and selling commission payable to the Managers and the Syndicate Members

The total fees payable to the Managers and the Syndicate Members (including underwriting commission, brokerage and selling commission and reimbursement of their out-of-pocket expense) will be as stated in the engagement letters among the Exchange, the Selling Shareholders and the Managers and the Syndicate Agreement. A copy of the Syndicate Agreement will be made available for inspection at the Registered Office.

Fees payable to the Registrar to the Offer

The fees payable to the Registrar to the Offer for processing of application, data entry, printing of Allotment Advice/refund order, preparation of refund data on magnetic tape, printing of bulk mailing register will be as per the agreement dated September 6, 2016 entered into, among the Exchange, the Selling Shareholders and the Registrar to the Offer, a copy of which is available for inspection at the Registered Office.

The Registrar to the Offer will be reimbursed for all out-of-pocket expenses including cost of stationery, postage, stamp duty and communication expenses. Adequate funds will be provided to the Registrar to the Offer to enable it to send such refund in any of the modes described in this Prospectus or Allotment Advice by registered post/speed post/ordinary post.

Previous public or rights issues during the last five years

The Exchange has not made any previous public offer or any rights issues during the five years preceding the date of this Prospectus.

Previous issues of securities otherwise than for cash

Except as disclosed under “*Capital Structure – Notes to Capital Structure – Equity Share Capital History*” on page 84 of this Prospectus, the Exchange has not issued any securities for consideration other than cash.

Underwriting commission, brokerage and selling commission on previous issues

Since this is the initial public issue of Equity Shares, no sum has been paid or is payable as commission or brokerage for subscribing to or procuring for, or agreeing to procure subscription for any of the Equity Shares of the Exchange since its inception.

Capital issuances in the preceding three years

Except as disclosed in “*Capital Structure*” on page 82 of this Prospectus, the Exchange has not made any capital issues during the three years preceding the date of this Prospectus.

Details of public/ rights issues by listed Group Companies and/ or Subsidiaries in the last three years

None of our Group Companies or Subsidiaries is listed on any Stock Exchange.

Performance vis-à-vis objects- Public/rights issue of our Exchange and/or listed Group Companies

Our Exchange has not undertaken any previous public or rights issue. None of the Group Companies have undertaken any public or rights issue in the last 10 years preceding the date of this Prospectus.

Outstanding debentures or bond issues or preference shares or other instruments

There are no outstanding debentures or bonds or preference shares (including redeemable preference shares) or other instruments as of the date of this Prospectus.

Outstanding option to receive securities

Except as disclosed in “*Capital Structure*” on page 82 of this Prospectus, there are no outstanding convertible securities or any other right which would entitle any person with any option to receive Equity Shares.

Partly paid-up shares

The Exchange does not have any partly paid-up Equity Shares as on the date of this Prospectus.

Stock market data of the Equity Shares

This being an initial public offering of the Exchange, the Equity Shares are not listed on any stock exchange.

Other Disclosures

None of our Directors have purchased or sold any securities of the Exchange, during a period of six months preceding the date of filing the Draft Red Herring Prospectus.

Mechanism for Redressal of Investor Grievances

For all Offer related queries and for redressal of complaints, Investors may also write to the Managers. All complaints, queries or comments received by SEBI shall be forwarded to the Managers, who shall respond to such complaints.

Further, the Bidders shall also enclose a copy of the Acknowledgement Slip duly received from the Designated Intermediaries in addition to the documents/ information mentioned hereinabove.

All grievances relating to the Bidding process must be addressed to the Registrar to the Offer, with a copy to the relevant Designated Intermediary with whom the Bid cum Application Form was submitted, quoting the full details such as the name and address of the sole or First Bidder, date and number of the Bid cum Application Form, Bidders' DP ID, Client ID, PAN, number of Equity Shares applied for, amount paid on application, name and address of the relevant Designated Intermediary where the Bid cum Application Form was submitted by the Bidder and cheque or draft number and issuing bank thereof.

The agreement between the Registrar to the Offer, the Exchange, and the Selling Shareholders dated September 6, 2016, provides for retention of records, including refund orders despatched to the Bidders, with the Registrar to the Offer for a period of at least three years from the date of commencement of trading of the Equity Shares, to enable the investors to approach the Registrar to the Offer for redressal of their grievances.

Investors can contact the Compliance Officer or the Registrar to the Offer in case of any pre-Offer or post-Offer related problems such as non-receipt of letters of Allotment, non-credit of Allotted Equity Shares in the respective beneficiary account, non-receipt of refund intimations and non-receipt of funds by electronic mode.

The Registrar to the Offer shall obtain the required information from the SCSBs for addressing any clarifications or grievances of ASBA Bidders. The Exchange, the Managers and the Registrar to the Offer accept no responsibility for errors, omissions, commission or any acts of SCSBs including any defaults in complying with its obligations under ICDR Regulations.

Disposal of Investor Grievances by the Exchange

The Exchange estimates that the average time required by the Exchange or the Registrar to the Offer for the redressal of routine investor grievances shall be seven Working Days from the date of receipt of the complaint. In case of complaints that are not routine or where external agencies are involved, the Exchange will seek to redress these complaints as expeditiously as possible.

Except as stated below, there have been no investor grievances received by the Exchange for the three years prior to the filing of the Draft Red Herring Prospectus.

Financial Year	Outstanding at the beginning of the Financial Year	Received during the Financial Year	Resolved during the Financial Year	Received at the end of the Financial Year
2013-14	0	60	59	1
2014-15	1	82	82	1
2015-16	1	74	72	3*

* *Queries received towards the end of March 2016 and which have all been subsequently resolved.*

As on date there are no investor complaints pending.

The Exchange has constituted a Stakeholder Relationship /Share Allotment Committee, comprising of Mr. Sethurathnam Ravi, Ashishkumar Manilal Chauhan, Mr. Sriprakash Kothari and Rajshree Rajnikant Sabnavis as members. For further details, please see "Our Management" on page 177 of this Prospectus.

The Exchange has appointed Prajakta Powle as the Company Secretary and Compliance Officer of the Exchange for the purposes of the Offer, and she may be contacted in case of any pre-Offer or post-Offer related problems. She can be contacted at the following address:

Prajakta Powle

Company Secretary and Compliance Officer
25th Floor, P. J. Towers
Dalal Street, Mumbai
Maharashtra, India
Telephone: +91 (22) 2272 1233
Facsimile: +91 (22) 2272 1003
Email: bse.ipo@bseindia.com

Change in Statutory Auditors

There have been no changes in the statutory auditors of the Exchange during the three years preceding the date of this Prospectus.

Capitalisation of reserves or profits

Except as disclosed in the section “*Capital Structure*” on page 82 of this Prospectus, the Exchange has not capitalised its reserves or profits at any time since its incorporation.

Revaluation of assets

The Exchange has not revalued its assets since its incorporation.

TERMS OF THE OFFER

The Equity Shares being offered pursuant to the Offer are subject to the provisions of the Companies Act, the ICDR Regulations, SCRA, SCRR, SECC Regulations, our Memorandum and Articles of Association, the terms of the Red Herring Prospectus, this Prospectus, the abridged prospectus, the Bid cum Application Form, the Revision Form, CAN/ the Allotment Advice and other terms and conditions as may be incorporated in the Allotment Advice and other documents/certificates that may be executed in respect of the Offer. The Equity Shares shall also be subject to applicable laws, rules, guidelines, notifications and regulations relating to the offer of capital and listing of securities issued from time to time by SEBI, the GoI, the Stock Exchanges, RBI, RoC, FIPB and/or other authorities, as in force on the date of the Offer and to the extent applicable, or such other conditions as may be prescribed by SEBI, RBI and/or any other regulatory authority while granting its approval for the Offer.

Offer for Sale

Upon completion of the Offer, all expenses with respect to the Offer, excluding listing fees payable to NSE where the Equity Shares are proposed to be listed which will be borne by the Exchange, will be shared among the Selling Shareholders, in proportion to the Equity Shares being offered by each of them in the Offer.

Any payments by the Exchange in relation to the Offer shall be on behalf of the Selling Shareholders and such payments will be reimbursed by the Selling Shareholders to the Exchange in proportion to the Equity Shares being offered for sale in the Offer.

Ranking of Equity Shares

The Equity Shares being transferred pursuant to the Offer shall be subject to the provisions of our Memorandum and Articles of Association and the Companies Act and shall rank *pari passu* with the existing Equity Shares including rights in respect of dividend and voting. The Allottees, upon Allotment of Equity Shares pursuant to the Offer, will be entitled to dividends and / or any other corporate benefits for the entire year, if any, declared by the Exchange after the date of Allotment subject to compliance with the requirements of the SECC Regulations. For further details, please see “*Dividend Policy*” and “*Main Provisions of our Articles of Association*” on pages 213 and 637 of this Prospectus, respectively.

Mode of Payment of Dividend

The Exchange shall pay dividend, if declared, to the shareholders of the Exchange as per the dividend policy, the provisions of the Companies Act, our Memorandum and Articles of Association, the SECC Regulations and the Listing Regulations. For further details, please see “*Dividend Policy*” and “*Main Provisions of our Articles of Association*” on pages 213 and 637 of this Prospectus, respectively.

Face value and Offer Price

The face value of each Equity Share is ₹ 2 and the Offer Price is ₹ 806 per Equity Share. The Anchor Investor Offer Price is ₹ 806 per Equity Share. At any given point of time, there shall be only one denomination for the Equity Shares of the Exchange, subject to applicable laws.

The Floor Price of the Equity Shares was ₹ 805 per Equity Share and the Cap Price was ₹ 806 per Equity Share.

Compliance with ICDR Regulations

The Exchange shall comply with all disclosure and accounting norms as specified by SEBI from time to time.

Fit and Proper Persons

In terms of the SECC Regulations and the SEBI circular dated January 1, 2016, all shareholders are required to ensure compliance with the provisions of the SECC Regulations, including meeting the fit and proper criteria. Accordingly, as prescribed under the SEBI circular dated January 1, 2016, a declaration will be included in the Bid cum Application Form stating that the applicant is fit and proper, in terms of Regulations 19 and 20 of the SECC Regulations. The SEBI circular dated January 1, 2016 also provides that upon commencement of trading

in the Equity Shares, declaration of compliance with the fit and proper criteria will be included in the contract notes in relation to trades in the Equity Shares.

Compliance with SECC Regulations

Restrictions on shareholding in a recognised stock exchange

The SECC Regulations permit stock exchanges, depositories, banking companies, insurance companies, and public financial institutions to acquire or hold, directly or indirectly, either individually or together with persons acting in concert, up to 15% of the paid up equity share capital of a recognised stock exchange, provided that such entities are domestic entities. However, if the shareholding of such entities exceeds 5% but does not exceed 15% of the paid equity share capital of a recognised stock exchange, then prior approval of SEBI would be required.

Further, subject to the provisions of the SECC Regulations, except for foreign stock exchanges, foreign depositories, foreign banking companies, foreign insurance companies and foreign commodity derivatives exchanges, no person resident outside India, directly or indirectly, either individually or together with persons acting in concert, shall acquire or hold more than 5% percent of the paid up equity share capital in a recognised stock exchange.

The SECC Regulations further states that, subject to the limits as otherwise prescribed by the Central Government from time to time, the combined holding of all persons resident outside India in the paid up equity share capital of a recognised stock exchange cannot exceed, at any time, beyond 49% percent of its total paid up equity share capital of the recognised stock exchange.

The SECC Regulations restricts clearing corporations from holding any right, stake or interest, of whatsoever nature, in any recognised stock exchange.

Shareholding of the Public in a recognised stock exchange

With respect to shareholding in a recognised stock exchange, the SECC Regulations mandates that at least 51% of the paid up equity share capital of a recognised stock exchange should be held by the public. The term 'public' has been defined under the SECC Regulations to include any member or section of the public but does not include any trading member or clearing member or their associates and agents. Furthermore, public sector banks, public financial institutions, insurance companies, mutual funds and alternative investment funds in public sector, that have associate(s) as trading members or clearing members are deemed to be public under the SECC Regulations.

Accordingly, trading and clearing members or their associates and agents shall be considered for Allotment on a proportionate basis in a manner such that the total shareholding of trading members, clearing members, their associates and agents in the Exchange does not exceed 49% of the post-Offer paid-up equity share capital on the date of allocation. In this regard, each Bidder would need to certify in the Bid cum Application Form that if it is a trading or clearing member or an associate or agent of a trading or clearing member of a recognised stock exchange, it shall ensure that its details are updated on the electronic interface provided by the relevant stock exchange (i.e. the electronic member interface provided by the stock exchange to its trading members to update the relevant details relating to associates and agents, not being the bidding system), which will be the sole responsibility of the Bidder. Please note that the Exchange, the Managers and the Registrar will rely strictly and solely on such a declaration.

Acquisition of more than 5% of the paid up equity share capital in a recognised stock exchange

The SECC Regulations permit stock exchanges, depositories, banking companies, insurance companies, and public financial institutions to acquire or hold, directly or indirectly, either individually or together with persons acting in concert, up to 15% of the paid up equity share capital of a recognised stock exchange, provided that such entities are domestic entities. However, if the shareholding of such entities exceeds 5% but does not exceed 15% of the paid equity share capital of a recognised stock exchange, then prior approval of SEBI would be required.

Further, subject to the provisions of the SECC Regulations, except for foreign stock exchanges, foreign depositories, foreign banking companies, foreign insurance companies and foreign commodity derivatives

exchanges, no person resident outside India, directly or indirectly, either individually or together with persons acting in concert, shall acquire or hold more than 5% percent of the paid up equity share capital in a recognised stock exchange.

Accordingly, in case of Bids for such number of Equity Shares, as may result in the shareholding of a Bidder (either directly or indirectly, by himself or acting in concert with other persons and including existing shareholding, if any) exceeding 5% of the post-Offer paid-up equity share capital of the Exchange, such Bidder is required to submit a clear legible copy of the approval obtained from SEBI in this regard with the Registrar **at least one Working Day prior** to finalization of the Basis of Allotment. All Allotments to such Bidders shall be in accordance with and subject to the conditions contained in such SEBI approval and the provisions of the SECC Regulations.

The Basis of Allotment is expected to be finalised on or around January 31, 2017. In case of any failure by such Bidder to submit the requisite approval within the above time period, the Exchange may Allot the maximum number of Equity Shares, as adjusted for the Bid Lot (and in case of over-subscription in the Offer, after making applicable proportionate allocation for the Equity Shares Bid for), that will limit the aggregate shareholding of the Bidder (either directly or indirectly, by itself or acting in concert with other persons and including existing shareholding, if any) to 5% of the post-Offer paid-up equity share capital of the Exchange.

Please note that the Exchange, the Managers and the Registrar will rely strictly and solely on the SEBI approvals received from the Bidders for making any Allotments to any Bidders together with persons acting in concert for more than 5% of the post-Offer paid up equity share capital of the Exchange. The Exchange, the Registrar and the Managers will not exercise any discretion or judgment in identifying the group of any Bidder and will not be responsible, directly or indirectly, for the consequences of any Bidder and persons acting in concert with such Bidder, acquiring any Equity Shares in excess of 5% of the post-Offer paid-up equity share capital of the Exchange, without a valid and subsisting SEBI approval.

Acquisition of more than 2% of the paid up equity share capital in a recognised stock exchange

Further, in the event that the shareholding of any person who, directly or indirectly, either individually or together with persons acting in concert, acquires equity shares such that his shareholding exceeds 2% of the paid up equity share capital of a recognised stock exchange, the approval of SEBI would be required to be sought within 15 days of such acquisition. If SEBI does not grant its approval, such person will be required to forthwith divest such excess shareholding.

For further details in this regard, please see “*Regulations and Policies in India*” on page 162 of this Prospectus.

Rights of the Equity Shareholders

Subject to applicable laws, rules, regulations and guidelines and the provisions of our Articles of Association, the equity shareholders of the Exchange shall have the following rights:

- right to receive dividend, if declared;
- right to attend general meetings and exercise voting powers, unless prohibited by law;
- right to vote on a poll either in person or by proxy, in accordance with the provisions of the Companies Act;
- right to receive offers for rights shares and be allotted bonus shares, if announced;
- right to receive surplus on liquidation subject to any statutory and preferential claims being satisfied;
- right of free transferability, subject to applicable law; and
- such other rights, as may be available to a shareholder of a listed public company under the SECC Regulations, Companies Act, the terms of the Listing Regulations, BSE Rules and BSE Bye-Laws and our Memorandum and Articles of Association.

For further details on the main provisions of our Articles of Association including those dealing with voting rights, dividend, forfeiture and lien, transfer and transmission and/or consolidation/splitting, please see “*Main*

Provisions of our Articles of Association” on page 637 of this Prospectus. For restrictions in shareholding applicable to the Exchange, please see *“Regulations and Policies in India”* on page 162 of this Prospectus.

Market lot and trading lot

As per applicable law, the trading of our Equity Shares shall only be in dematerialised form for all investors. Since trading of our Equity Shares will be in dematerialised form, the tradable lot is one Equity Share. Allotment in the Offer will be done only in electronic form in multiples of 18 Equity Share subject to a minimum Allotment of 18 Equity Shares to successful Bidders, subject to restrictions contained under the SECC Regulations.

Nomination facility to the Bidder

In accordance with Section 72 of the Companies Act, 2013, read with Companies (Share Capital and Debentures) Rules, 2014, the sole or first Bidder, with other joint Bidders, may nominate any one person in whom, in the event of the death of sole Bidder or in case of joint Bidders, death of all the Bidders, as the case may be, the Equity Shares Allotted, if any, will vest. A nominee entitled to the Equity Shares by reason of the death of the original holder(s), will, in accordance with Section 72 of the Companies Act, 2013, be entitled to the same benefits to which he or she will be entitled if he or she were the registered holder of the Equity Shares. Where the nominee is a minor, the holder(s) may make a nomination to appoint, in the prescribed manner, any person to become entitled to Equity Share(s) in the event of the holder’s death during minority. A nomination shall stand rescinded upon a sale of Equity Share(s) by the person nominating. A buyer will be entitled to make a fresh nomination in the manner prescribed. Fresh nomination can be made only on the prescribed form available on request at our Registered Office or Corporate Office or to the Registrar and Share Transfer Agent of the Exchange.

Further, any person who becomes a nominee by virtue of the provisions of Section 72 of the Companies Act, 2013, shall upon the production of such evidence as may be required by the Board, elect either:

- a. to register himself or herself as the holder of the Equity Shares; or
- b. to make such transfer of the Equity Shares, as the deceased holder could have made.

Further, the Board may at any time give notice requiring any nominee to choose either to be registered himself or herself or to transfer the Equity Shares, and if the notice is not complied with within a period of 90 days, the Board may thereafter withhold payment of all dividends, bonuses or other monies payable in respect of the Equity Shares, until the requirements of the notice have been complied with.

Since the Allotment of Equity Shares in the Offer will be made only in dematerialised mode, there is no need to make a separate nomination with the Exchange. Nominations registered with respective depository participant of the applicant would prevail. If the investors require a change in the nomination, they are requested to inform their respective depository participant.

Withdrawal of the Offer

The Exchange in consultation with the Managers, reserves the right not to proceed with the Offer, in whole or any part thereof, after the Offer Opening Date but before the Allotment. In the event that the Exchange in consultation with the Managers, decides not to proceed with the Offer at all, the Exchange shall issue a public notice in the newspapers in which the pre-Offer advertisements were published, within two days of the Offer Closing Date or such other time as may be prescribed by SEBI, providing reasons for such decision. In such event the Managers, through the Registrar to the Offer, shall notify the SCSBs to unblock the bank accounts of ASBA Bidders within one Working Day from the date of receipt of such notification. The Exchange shall also inform the same to NSE.

If the Exchange withdraws the Offer after the Offer Closing Date and, thereafter, determines that it will proceed with an initial public offering of its Equity Shares, the Exchange shall file a fresh draft red herring prospectus with SEBI. Notwithstanding the foregoing, the Offer is also subject to obtaining (i) the final listing and trading approval of NSE, which the Exchange shall apply for after Allotment, and (ii) the final RoC approval of the Prospectus after it is filed with the RoC.

Offer Programme

OFFER OPENED ON	January 23, 2017 ⁽¹⁾
OFFER CLOSED ON	January 25, 2017

⁽¹⁾ The Anchor Investor Bidding Date was January 20, 2017.

An indicative timetable in respect of the Offer is set out below:

Event	Indicative Date
Offer Closing Date	January 25, 2017
Finalisation of Basis of Allotment with NSE	On or about January 31, 2017
Initiation of refunds (if any, for Anchor Investors)/unblocking of funds from ASBA Account	On or about February 1, 2017
Credit of Equity Shares to demat accounts of Allottees	On or about February 2, 2017
Commencement of trading of the Equity Shares on NSE	On or about February 3, 2017

The above timetable, other than the Offer Closing Date, is indicative and does not constitute any obligation on the Exchange or the Selling Shareholders or the Managers. While the Exchange shall ensure that all steps for the completion of the necessary formalities for the listing and the commencement of trading of the Equity Shares on NSE is taken within six Working Days from the Offer Closing Date, the timetable may be extended due to various factors, such as any delay in receiving the final listing and trading approval from NSE. The commencement of trading of the Equity Shares will be entirely at the discretion of NSE and in accordance with the applicable laws. The Selling Shareholders confirm that they shall extend reasonable assistance to the Exchange and the Managers for the completion of the necessary formalities for listing and commencement of trading of the Equity Shares (offered by each such Selling Shareholders in the Offer) on NSE within six Working Days from the Offer Closing Date.

Bids (other than Bids from Anchor Investors):

Offer Period (except the Offer Closing Date)	
Submission and Revision in Bids	Only between 10.00 a.m. and 5.00 p.m. IST
Offer Closing Date	
Submission and Revision in Bids	Only between 10.00 a.m. and 3.00 p.m. IST

On the Offer Closing Date, the Bids were uploaded until:

- (i) 4.00 p.m. IST in case of Bids by QIBs and Non-Institutional Investors, and
- (ii) until 5.00 p.m. IST or such extended time as permitted by the Stock Exchange(s), as applicable, in case of Bids by Retail Individual Investors.

On the Offer Closing Date, extension of time may be granted by the Stock Exchange(s), as applicable, only for uploading Bids received by Retail Individual Investors after taking into account the total number of Bids received and as reported by the Managers to the Stock Exchange(s), as applicable.

It is clarified that Bids not uploaded on the electronic Bidding system or in respect of which the full Bid Amount is not blocked by SCSBs would be rejected.

Due to limitation of the time available for uploading the Bids on the Offer Closing Date, Bidders are advised to submit their Bids one day prior to the Offer Closing Date and, in any case, no later than 1.00 p.m. IST on the Offer Closing Date. Bidders are cautioned that, in the event a large number of Bids are received on the Offer Closing Date, as is typically experienced in public offerings, some Bids may not have been uploaded due to lack of sufficient time. Such Bids that were not uploaded have not been considered for allocation under the Offer. Bids were accepted only on business days i.e. Monday to Friday (excluding any public holiday). The Exchange or any of the Selling Shareholders or the members of Syndicate are not liable for any failure in uploading Bids due to faults in any software/hardware system or otherwise. Any time mentioned in the Red Herring Prospectus and this Prospectus is Indian Standard Time.

In case of any discrepancy in the data entered in the electronic book vis-a-vis the data contained in the physical or electronic Bid cum Application Form, for a particular Bidder, the Registrar to the Offer shall ask for rectified data.

Minimum subscription

The requirement of minimum subscription is not applicable to the Offer in accordance with the ICDR Regulations. However, if the Exchange does not make the minimum Allotment as specified under Rule 19(2)(b) of the SCRR, including devolvement of Underwriters, if any, within 60 days from the date of Offer Closing Date, the Exchange and the Selling Shareholders shall forthwith refund the entire subscription amount received. If there is a delay beyond the prescribed time, the Exchange and the Selling Shareholders shall pay the requisite interest as prescribed under applicable law.

Further, the Exchange and the Selling Shareholders shall ensure that the number of prospective Allottees to whom the Equity Shares will be Allotted shall not be less than 1,000 in compliance with Regulation 26(4) of the SEBI Regulations and subject to the provisions of the SECC Regulations.

Arrangements for disposal of odd lots

Since our Equity Shares will be traded in dematerialised form only, the market lot for our Equity Shares will be one Equity Share and therefore no arrangements for disposal of odd lots are required.

Restriction on transfer and transmission of shares

Except for the lock-in of the pre-Offer Equity Shares, the lock-in applicable to Equity Shares Allotted to Anchor Investor pursuant to the Offer, as detailed in “*Capital Structure*” on page 82 of this Prospectus, and except as provided in “*Main Provisions of our Articles of Association*” on page 637 of this Prospectus, there are no restrictions on transfers of Equity Shares.

Further, there are no restrictions on transmission of shares/ debentures and on their consolidation/ splitting except as provided in our Articles of Associations. For details, please see “*Main Provisions of our Articles of Association*” on page 637 of this Prospectus.

Option to receive Equity Shares in Dematerialised Form

In terms of Section 29 of the Companies Act, 2013, the Allotment of Equity Shares to successful Bidders will only be in the dematerialised form. Bidders will not have the option of Allotment of the Equity Shares in physical form. The Equity Shares on Allotment will be traded only in the dematerialised segment of NSE. In this context, two agreements have been signed among the Exchange, the respective Depositories and the Registrar to the Offer:

- Agreement dated September 2, 2005 entered into between NSDL, the Exchange and the Registrar to the Offer; and
- Agreement dated August 20, 2005 entered into between CDSL, the Exchange and the Registrar to the Offer.

RESTRICTIONS ON FOREIGN OWNERSHIP OF INDIAN SECURITIES

Foreign investment in Indian securities is regulated through the Industrial Policy, 1991 of the Government of India and FEMA and the circulars and notifications issued thereunder. Unless specifically restricted, foreign investment is freely permitted in all sectors of the Indian economy up to any extent and without any prior approvals, but the foreign investor is required to follow certain prescribed procedures for making such investment.

The consolidated FDI Policy issued by the DIPP by circular D/o IPP F. No. 5(1)/2016-FC-1 of 2016, with effect from June 7, 2016, (“**Consolidated FDI Policy**”), consolidates and supersedes all previous press notes, press releases and clarifications on FDI issued by the DIPP that were in force and effect prior to June 7, 2016. The Government proposes to update the consolidated circular on FDI Policy once every year and therefore, FDI Policy will be valid until the DIPP issues an updated circular.

The SECC Regulations further state that, subject to the limits as otherwise prescribed by the Central Government from time to time, the combined holding of all persons resident outside India in the paid up equity share capital of a recognised stock exchange cannot exceed, at any time, beyond 49% percent of its total paid up equity share capital of the recognised stock exchange.

In terms of the provisions of the SECC Regulations, except for foreign stock exchanges, foreign depositories, foreign banking companies, foreign insurance companies and foreign commodity derivatives exchanges, no non-resident may, directly or indirectly, either individually or together with persons acting in concert, hold more than 5% of the paid-up and issued capital of the Exchange.

The transfer of shares between an Indian resident and a non-resident does not require the prior approval of the FIPB or the RBI, provided that (i) the activities of the investee company are under the automatic route under the Consolidated FDI Policy and transfer does not attract the provisions of the Takeovers Regulations; (ii) the non-resident shareholding is within the sectoral limits under the FDI policy; and (iii) the pricing is in accordance with the guidelines prescribed by the SEBI/RBI.

As per existing regulations, OCBs cannot participate in the Offer.

The Equity Shares have not been and will not be registered under the Securities Act, and may not be offered or sold within the United States except pursuant to an exemption from or in a transaction not subject to the registration requirements of the Securities Act. Accordingly, the Equity Shares are being offered and sold in the United States in reliance on an exemption from the registration requirements of Section 5 of the Securities Act only to persons who are: (i) qualified institutional buyers (“U.S. QIBs”) as defined in Rule 144A under the Securities Act (for the avoidance of doubt, the term U.S. QIBs does not refer to a category of institutional investor defined under applicable Indian regulations and referred to in this Prospectus as “QIBs”); (ii) qualified purchasers (“QPs”) as defined in Section 2(a)(51) of the Investment Company Act of 1940, as amended (the “Investment Company Act”); and (iii) institutional “accredited investors” (“IAIs”) as defined in Rule 501(a)(1), (2), (3), or (7) of Regulation D under the Securities Act (“Regulation D”) (persons who are each a QIB, QP and also an IAI are referred to as “Entitled Qualified Purchasers”). The Equity Shares are being offered and sold outside the United States to non-U.S. Persons (or to persons who are both U.S. Persons (as defined in Regulation S) and Entitled Qualified Purchasers) in reliance on Regulation S under the Securities Act (“Regulation S”).

The Equity Shares have not been and will not be registered, listed or otherwise qualified in any other jurisdiction outside India and may not be offered or sold, and Bids may not be made by persons in any such jurisdiction, except in compliance with the applicable laws of such jurisdiction.

The above information is given for the benefit of the Bidders. The Exchange, the Selling Shareholders and the Managers are not liable for any amendments, modification, or changes in applicable laws or regulations, which may occur after the date of the Red Herring Prospectus and this Prospectus. Bidders are advised to make their independent investigations and ensure that the number of Equity Shares Bid for do not exceed the applicable limits under laws or regulations.

OFFER STRUCTURE

Offer of 15,427,197 Equity Shares for cash at a price of ₹ 806 per Equity Share (including a share premium of ₹ 804 Equity Share), aggregating to ₹ 12,434.32 million by way of an Offer for Sale by the Selling Shareholders subject to finalisation of Basis of Allotment. The Offer, subject to finalisation of Basis of Allotment, constitutes 28.26% of the fully diluted post-Offer issued share capital of the Exchange.

The Offer is being made through the Book Building Process. Please note that the below table is indicative and subject to SECC Restrictions.

Particulars	QIBs [#]	Non-Institutional Investors	Retail Individual Investors
Number of Equity Shares available for allocation ^{(1)##}	Not more than 7,713,598 Equity Shares	Not less than 2,314,080 Equity Shares available for allocation less allocation to QIB Bidders and Retail Individual Investors.	Not less than 5,399,519 Equity Shares available for allocation less allocation to QIB Bidders and Non-Institutional Investors.
Percentage of Offer size available for Allotment/ allocation	Not more than 50% of the Offer However 5% of the QIB Portion (other than Anchor Investor Portion) was available for allocation proportionately to Mutual Funds only. Mutual Funds participating in the Mutual Fund Portion were also eligible for allocation in the remaining QIB Portion (other than Anchor Investor Portion). Unsubscribed portion in the Mutual Fund reservation would be added to the QIB Portion (other than Anchor Investor Portion)	Not less than 15% of the Offer or the Offer less allocation to QIB Bidders and Retail Individual Investors.	Not less than 35% of the Offer or the Offer less allocation to QIB Bidders and Non-Institutional Investors.
Basis of allocation if respective category is oversubscribed	Proportionate as follows (excluding the Anchor Investor Portion): (a) 154,272 Equity Shares shall be allocated on a proportionate basis to Mutual Funds only; and (b) 2,931,168 Equity Shares shall be Allotted on a proportionate basis to all QIBs including Mutual Funds receiving allocation as per (a) above. 4,628,158 Equity Shares have been allocated on a discretionary basis to Anchor Investors	Proportionate.	The allotment to each Retail Individual Investor shall not be less than the minimum Bid Lot, subject to availability of Equity Shares in the Retail Portion and the remaining available Equity Shares if any, shall be allotted on a proportionate basis.
Minimum Bid	Such number of Equity Shares that the Bid Amount exceeds ₹ 200,000 and in multiples of 18 Equity Shares thereafter.	Such number of Equity Shares that the Bid Amount exceeds ₹ 200,000 and in multiples of 18 Equity Shares thereafter.	18 Equity Shares and in multiples of 18 Equity Shares thereafter.
Maximum Bid	Such number of Equity Shares not exceeding the	Such number of Equity Shares not exceeding the	Such number of Equity Shares such that the Bid Amount does not

Particulars	QIBs#	Non-Institutional Investors	Retail Individual Investors
	Offer subject to applicable limits to the Bidder.	Offer subject to applicable limits to the Bidder.	exceed ₹ 200,000.
Mode of Bidding	Through ASBA process, except for Anchor Investors	Through ASBA process only.	Through ASBA process only
Mode of Allotment	Compulsorily in dematerialised form.	Compulsorily in dematerialised form.	Compulsorily in dematerialised form.
Bid lot	18 Equity Shares and in multiples of 18 Equity Shares thereafter.	18 Equity Shares and in multiples of 18 Equity Shares thereafter.	18 Equity Shares and in multiples of 18 Equity Shares thereafter.
Allotment Lot	A minimum of 18 Equity Shares and thereafter in multiples of 18 Equity Share.	A minimum of 18 Equity Shares and thereafter in multiples of 18 Equity Share.	A minimum of 18 Equity Shares and thereafter in multiples of 18 Equity Share.
Trading lot	One Equity Share.	One Equity Share.	One Equity Share.
Who can apply++	Public financial institutions specified in Section 2(72) of the Companies Act, 2013, FPIs (other than Category III Foreign Portfolio Investors), scheduled commercial banks, mutual funds registered with the SEBI, venture capital funds registered with SEBI, FVCIs, Alternative Investment Funds, multilateral and bilateral development financial institutions, state industrial development corporations, insurance companies registered with the Insurance Regulatory and Development Authority of India, provident funds with a minimum corpus of ₹ 250 million, pension funds with a minimum corpus of ₹ 250 million, the National Investment Fund set up by resolution F. No. 2/3/2005-DD-II dated November 23, 2005 of the GoI, published in the Gazette of India, insurance funds set up and managed by the army, navy, or air force of the Union of India and insurance funds set up and managed by the Department of Posts, India.	Resident Indian individuals, Eligible NRIs, HUF (in the name of <i>Karta</i>), companies, corporate bodies, scientific institutions societies and trusts, Category III Foreign Portfolio Investors, sub-accounts of FIIs registered with SEBI, which are foreign corporates or foreign individuals.	Resident Indian Individuals, Eligible NRIs, HUF (in the name of <i>Karta</i>).
Terms of Payment®	The entire Bid Amount has been blocked in the ASBA Account by the SCSBs at the time of submission of Bid cum Application Form (excluding for Anchor Investors). For Anchor Investors, the entire Bid Amount shall be payable at the time of submission of Bid cum Application Form.	The entire Bid Amount has been blocked in the ASBA Account by the SCSBs at the time of submission of Bid cum Application Form.	The entire Bid Amount has been blocked in the ASBA Account by the SCSBs at the time of submission of Bid cum Application Form.

⁽¹⁾ *Subject to finalisation of Basis of Allotment.*

[#] *The Exchange in consultation with the Managers, has allocated up to 60% of the QIB Portion to Anchor Investors on a discretionary basis. One-third of the Anchor Investor Portion was reserved for domestic Mutual Funds, subject to valid Bids received from domestic Mutual Funds at or above the Anchor Investor Allocation Price. For further details, please see “Offer Procedure” on page 590 of this Prospectus.*

^{##} *Subject to valid Bids received at or above the Offer Price.*

The Offer has been made through the Book Building Process, in reliance of Regulation 26(1) of the ICDR Regulations, wherein not more than 50% of the Offer was available for allocation on a proportionate basis to Qualified Institutional Buyers (“QIBs”). 5% of the QIB Portion (other than Anchor Investor Portion) was available for allocation on a proportionate basis to Mutual Funds only, and the remainder of the QIB Portion (other than Anchor Investor Portion) was available for allocation on a proportionate basis to all QIBs, including Mutual Funds, subject to valid Bids received at or above the Offer Price. Further, not less than 15% of the Offer was available for allocation on a proportionate basis to Non-Institutional Investors and not less than 35% of the Offer was available for allocation to Retail Individual Investors, in accordance with the ICDR Regulations, subject to valid Bids received at or above the Offer Price.

[@] *In case of ASBA Bidders, the SCSB was authorised to block such funds in the bank account of the ASBA Bidder that are specified in the ASBA Form.*

⁺⁺ *In case of joint Bids, the Bid cum Application Form should have contained only the name of the first Bidder whose name should have also appeared as the first holder of the beneficiary account held in joint names. The signature of only such first Bidder was required in the Bid cum Application Form and such first Bidder was deemed to have signed on behalf of the joint holders. Bid Amount was payable by the Anchor Investors at the time of submission of the Anchor Investor Application Forms.*

Additional Equity Shares would be allocated to the remaining Bidders in the category to which the Bidder belonged for further allocation on a proportionate basis. For further details, see “Offer Procedure – Part B – Basis of Allocation” and “Main Provisions of Articles of Association” on pages 626 and 637 of this Prospectus, respectively.

Under-subscription, if any, in any category, except in the QIB Portion, would be allowed to be met with spill-over from any other categories or contribution of categories at the discretion of the Exchange in consultation with the Managers and NSE.

Allocation for all categories, will be subject to restrictions on shareholding as prescribed under the SECC Regulations. For further details, please see “Regulations and Policies in India” on page 162 of this Prospectus.

OFFER PROCEDURE

All Bidders should review the General Information Document for Investing in Public Issues prepared and issued in accordance with the circular (CIR/CFD/DIL/12/2013) dated October 23, 2013 and CIR/CFD/POLICYCELL/11/2015 notified by SEBI (the "General Information Document") read with SEBI circular bearing number CIR/CFD/POLICYCELL/11/ 2015 dated November 10, 2015 and SEBI circular bearing number SEBI/HO/CFD/DIL/CIR/P/2016/26 dated January 21, 2016 included below under the section "**Part B – General Information Document**", which highlights the key rules, processes and procedures applicable to public issues in general and in accordance with the provisions of the Companies Act, the SCRA, the SCRR and the ICDR Regulations. The General Information Document has been updated to reflect amendments to the ICDR Regulations and provisions of the Companies Act, 2013, to the extent applicable to a public issue. The General Information Document is also available on the websites of NSE and the Managers. Please refer to the relevant provisions of the General Information Document which are applicable to the Offer. All Designated Intermediaries in relation to the Offer should ensure compliance with the SEBI circular (SEBI/HO/CFD/DIL/CIR/P/2016/26) dated January 21, 2016 in relation to clarifications on streamlining the process of public issue of equity shares and convertibles.

Pursuant to the Securities and Exchange Board of India (Issue of Capital and Disclosure Requirements) (Fifth Amendment) Regulations, 2015, there have been certain changes in the issue procedure for initial public offerings including making ASBA process mandatory for all Bidders (except for Anchor Investors), allowing registrar, share transfer agents, collecting depository participants and stock brokers to accept application forms. Further, SEBI, by its circular (CIR/CFD/POLICYCELL/11/2015) dated November 10, 2015, reduced the time taken for listing after the closure of an issue to six working days.

The Exchange, the Selling Shareholders and the Managers do not accept any responsibility for the completeness and accuracy of the information stated in this section and are not liable for any amendment, modification or change in the applicable law which may occur after the date of the Red Herring Prospectus and this Prospectus. Bidders are advised to make their independent investigations and ensure that their Bids are submitted in accordance with applicable laws and do not exceed the investment limits or maximum number of the Equity Shares that can be held by them under applicable law or as specified in the Red Herring Prospectus and this Prospectus.

PART A

Book Building Procedure

The Offer is being made through the Book Building Process, in reliance of Regulation 26(1) of the ICDR Regulations, wherein not more than 50% of the Offer was available for allocation on a proportionate basis to Qualified Institutional Buyers ("QIBs") on a proportionate basis. Provided that the Exchange in consultation with the Managers, has allocated up to 60% of the QIB Portion to Anchor Investors at the Anchor Investor Allocation Price, on a discretionary basis, in accordance with the ICDR Regulations, of which one-third was reserved for domestic Mutual Funds subject to valid Bids received from domestic Mutual Funds at or above the Anchor Investor Allocation Price. 5% of the QIB Portion (excluding the Anchor Investor Portion) was available for allocation on a proportionate basis to Mutual Funds only, and the remainder of the QIB Portion (other than Anchor Investor Portion) was available for allocation on a proportionate basis to all QIBs, including Mutual Funds, subject to valid Bids received at or above the Offer Price. Further, not less than 15% of the Offer was available for allocation on a proportionate basis to Non-Institutional Investors and not less than 35% of the Offer was available for allocation to Retail Individual Investors, in accordance with the ICDR Regulations, subject to valid Bids received at or above the Offer Price.

Under-subscription, if any, in any category, except in the QIB Portion, would be allowed to be met with spill over from any other category or combination of categories, at the discretion of the Exchange in consultation with the Managers and NSE.

The Equity Shares, on Allotment, shall be traded only in the dematerialised segment of NSE.

Investors should note that the Equity Shares will be Allotted to all successful Bidders only in dematerialised form. The Bid cum Application Forms which did not have the details of the Bidders' depository account, including DP ID, Client ID and PAN, will be treated as incomplete and will be rejected. Bidders will not have the option of being Allotted Equity Shares in physical form.

Bid cum Application Form

Please note that all the Bidders (other than Anchor Investors) shall mandatorily apply in the issue through ASBA process only.

Copies of the ASBA Forms and the abridged prospectus were made available with the Designated Intermediaries at the Bidding Centres and Registered Office. An electronic copy of the ASBA Form were available for download on the websites of NSE (www.nseindia.com) and BSE (www.bseindia.com) at least one day prior to the Offer Opening Date. Copies of the Anchor Investor Forms and abridged prospectus were made available at the offices of the Managers.

Bidders must provide bank account details and authorisation to block funds in the relevant space provided in the ASBA Form and the ASBA Forms that do not contain such details will be rejected. Bidders were also required to ensure that the ASBA Account has sufficient credit balance as an amount equivalent to the full Bid Amount can be blocked by the SCSB at the time of submitting the Bid.

Anchor Investors are not permitted to participate in the Offer through the ASBA process.

ASBA Bidders shall ensure that the Bids are made on ASBA Forms bearing the stamp of the concerned Designated Intermediary, submitted at the Bidding centres only (except in case of electronic ASBA Forms) and the ASBA Forms not bearing such specified stamp are liable to be rejected.

The prescribed colour of the Bid cum Application Form for the various categories is as follows:

Category	Colour of Bid cum Application Form ¹
Resident Indians and Eligible NRIs applying on a non-repatriation basis	White
Non resident including Eligible NRIs, FIIs, their sub-accounts (other than sub-accounts which are foreign corporates or foreign individuals under the QIB category), FVCIs or FPIs, registered multilateral and bilateral development financial institutions applying on a repatriation basis	Blue
Anchor Investors ²	White

⁽¹⁾ Excluding electronic Bid cum Application Form

⁽²⁾ Anchor Investor Forms were made available at the office of the Managers

Designated Intermediaries, other than in case of Anchor Investors, shall submit/deliver the ASBA Forms to the respective SCSB, where the bidder has a bank account and shall not submit it to any non-SCSB bank or any Escrow Collection Bank.

Who can Bid?

In addition to the category of Bidders set forth under the section “**Part B - General Information Document for Investing in Public Issues – Category of Investors Eligible to Participate in an Issue**” on page 606 of this Prospectus, the following persons are also eligible to invest in the Equity Shares under all applicable laws, regulations and guidelines, including:

- Scientific and/ or industrial research organisations authorised in India to invest in the Equity Shares; and
- Any other persons eligible to Bid in the Offer under the laws, rules, regulations, guidelines and policies applicable to them.
- FPIs, other than Category III FPIs, Category III FPIs which are foreign corporates or foreign individuals only under the Non-Institutional Investors category.

The Equity Shares have not been and will not be registered under the Securities Act, and may not be offered or sold within the United States except pursuant to an exemption from or in a transaction not subject to the registration requirements of the Securities Act. Accordingly, the Equity Shares are being offered and sold in the United States in reliance on an exemption from the registration requirements of Section 5 of the Securities Act only to persons who are: (i) qualified institutional buyers (“U.S. QIBs”) as defined in Rule 144A under the Securities Act; (ii) qualified purchasers (“QPs”) as defined in Section 2(a)(51) of the Investment Company Act of 1940, as amended (the “Investment Company Act”); and (iii) institutional “accredited investors” (“IAIs”) as defined in Rule 501(a)(1), (2), (3), or (7) of Regulation D under the Securities Act (“Regulation D”) (persons who are each a QIB, QP and also an IAI are referred to as “Entitled Qualified Purchasers”). The Equity Shares are being offered and sold outside the United States to non-U.S. Persons (or to persons who are both U.S. Persons (as defined in Regulation S) and Entitled Qualified Purchasers) in reliance on Regulation S under the Securities Act (“Regulation S”).

The Equity Shares have not been and will not be registered, listed or otherwise qualified in any other jurisdiction outside India and may not be issued or sold, and Bids may not be made by persons in any such jurisdiction, except in compliance with the applicable laws of such jurisdiction.

Fit and Proper Persons

In terms of the SECC Regulations and the SEBI circular dated January 1, 2016, all shareholders are required to ensure compliance with the provisions of the SECC Regulations, including meeting the fit and proper criteria. Accordingly, as prescribed under the SEBI circular dated January 1, 2016, a declaration will be included in the Bid cum Application Form stating that the applicant is fit and proper, in terms of Regulations 19 and 20 of the SECC Regulations. The SEBI circular dated January 1, 2016 also provides that upon commencement of trading in the Equity Shares, declaration of compliance with the fit and proper criteria will be included in the contract notes in relation to trades in the Equity Shares.

Compliance with SECC Regulations

Restrictions on shareholding in a recognised stock exchange

The SECC Regulations permit stock exchanges, depositories, banking companies, insurance companies, and public financial institutions to acquire or hold, directly or indirectly, either individually or together with persons acting in concert, up to 15% of the paid up equity share capital of a recognised stock exchange, provided that such entities are domestic entities. However, if the shareholding of such entities exceeds 5% but does not exceed 15% of the paid equity share capital of a recognised stock exchange, then prior approval of SEBI would be required.

In addition to the above, and subject to the provisions of the SECC Regulations, except for foreign stock exchanges, foreign depositories, foreign banking companies, foreign insurance companies and foreign commodity derivatives exchanges, no person resident outside India, directly or indirectly, either individually or together with persons acting in concert, shall acquire or hold more than 5% percent of the paid up equity share capital in a recognised stock exchange.

The SECC Regulations further states that, subject to the limits as otherwise prescribed by the Central Government from time to time, the combined holding of all persons resident outside India in the paid up equity share capital of a recognised stock exchange cannot exceed, at any time, beyond 49% percent of its total paid up equity share capital of the recognised stock exchange.

The SECC Regulations restricts clearing corporations from holding any right, stake or interest, of whatsoever nature, in any recognised stock exchange.

Shareholding of the Public in a recognised stock exchange

With respect to shareholding in a recognised stock exchange, the SECC Regulations mandates that at least 51% of the paid up equity share capital of a recognised stock exchange should be held by the public. The term ‘public’ has been defined under the SECC Regulations to include any member or section of the public but does not include any trading member or clearing member or their associates and agents. Furthermore, public sector banks, public financial institutions, insurance companies, mutual funds and alternative investment funds in

public sector, that have associate(s) as trading members or clearing members are deemed to be public under the SECC Regulations.

Accordingly, trading and clearing members or their associates and agents shall be considered for Allotment on a proportionate basis in a manner such that the total shareholding of trading members, clearing members, their associates and agents in the Exchange does not exceed 49% of the post-Offer paid-up equity share capital on the date of allocation. In this regard, each Bidder would need to certify in the Bid cum Application Form that if it is a trading or clearing member or an associate or agent of a trading or clearing member of a recognised stock exchange, it shall ensure that its details are updated on the electronic interface provided by the relevant stock exchange (i.e. the electronic member interface provided by the stock exchange to its trading members to update the relevant details relating to associates and agents, not being the bidding system), which will be the sole responsibility of the Bidder. Please note that the Exchange, the Managers and the Registrar will rely strictly and solely on such a declaration.

Acquisition of more than 5% of the paid up equity share capital in a recognised stock exchange

The SECC Regulations permit stock exchanges, depositories, banking companies, insurance companies, and public financial institutions to acquire or hold, directly or indirectly, either individually or together with persons acting in concert, up to 15% of the paid up equity share capital of a recognised stock exchange, provided that such entities are domestic entities. However, if the shareholding of such entities exceeds 5% but does not exceed 15% of the paid equity share capital of a recognised stock exchange, then prior approval of SEBI would be required.

Further, subject to the provisions of the SECC Regulations, except for foreign stock exchanges, foreign depositories, foreign banking companies, foreign insurance companies and foreign commodity derivatives exchanges, no person resident outside India, directly or indirectly, either individually or together with persons acting in concert, shall acquire or hold more than 5% percent of the paid up equity share capital in a recognised stock exchange.

Accordingly, in case of Bids for such number of Equity Shares, as may result in the shareholding of a Bidder (either directly or indirectly, by himself or acting in concert with other persons and including existing shareholding, if any) exceeding 5% of the post-Offer paid-up equity share capital of the Exchange, such Bidder is required to submit a clear legible copy of the approval obtained from SEBI in this regard with the Registrar **at least one Working Day prior** to finalization of the Basis of Allotment. All Allotments to such Bidders shall be in accordance with and subject to the conditions contained in such SEBI approval and the provisions of the SECC Regulations.

The Basis of Allotment is expected to be finalised on or around January 31, 2017. In case of any failure by such Bidder to submit the requisite approval within the above time period, the Exchange may Allot the maximum number of Equity Shares, as adjusted for the Bid Lot (and in case of over-subscription in the Offer, after making applicable proportionate allocation for the Equity Shares Bid for), that will limit the aggregate shareholding of the Bidder (either directly or indirectly, by itself or acting in concert with other persons and including existing shareholding, if any) to 5% of the post-Offer paid-up equity share capital of the Exchange.

Please note that the Exchange, the Managers and the Registrar will rely strictly and solely on the SEBI approvals received from the Bidders for making any Allotments to any Bidders together with persons acting in concert for more than 5% of the post-Offer paid up equity share capital of the Exchange. The Exchange, the Registrar and the Managers will not exercise any discretion or judgment in identifying the group of any Bidder and will not be responsible, directly or indirectly, for the consequences of any Bidder and persons acting in concert with such Bidder, acquiring any Equity Shares in excess of 5% of the post-Offer paid-up equity share capital of the Exchange, without a valid and subsisting SEBI approval.

Acquisition of more than 2% of the paid up equity share capital in a recognised stock exchange

Further, in the event that the shareholding of any person who, directly or indirectly, either individually or together with persons acting in concert, acquires equity shares such that his shareholding exceeds 2% of the paid up equity share capital of a recognised stock exchange, the approval of SEBI would be required to be sought within 15 days of such acquisition. If SEBI does not grant its approval, such person will be required to forthwith divest such excess shareholding.

For further details in this regard, please see “*Regulations and Policies in India*” on page 162 of this Prospectus.

Participation by associates and affiliates of the Managers and the Syndicate Member

The Managers and the Syndicate Members shall not be allowed to purchase Equity Shares in the Offer in any manner, except towards fulfilling their underwriting obligations. However, the associates and affiliates of the Managers and the Syndicate Members may purchase Equity Shares in the Offer, either in the QIB Portion or in the Non-Institutional Portion as may be applicable to such Bidders, where the allocation is on a proportionate basis and such subscription may be on their own account or on behalf of their clients. All categories of Bidders, including associates or affiliates of the Managers and Syndicate Members, will be treated equally for the purpose of allocation to be made on a proportionate basis.

Neither the Managers nor any persons related to the Managers (other than the Mutual Fund entities related to the Managers) can apply in the Offer under the Anchor Investor Portion.

Bids by Mutual Funds

With respect to Bids by Mutual Funds, a certified copy of their SEBI registration certificate must be lodged with the Bid cum Application Form. Failing this, the Exchange reserves the right to reject any Bid without assigning any reason thereof.

Bids made by asset management companies or custodians of Mutual Funds shall specifically state names of the concerned schemes for which such Bids are made. In case of a Mutual Fund, a separate Bid can be made in respect of each scheme of the Mutual Fund registered with SEBI and such Bids in respect of more than one scheme of the Mutual Fund will not be treated as multiple Bids provided that the Bids clearly indicate the scheme concerned for which the Bid has been made.

No Mutual Fund scheme shall invest more than 10% of its net asset value in equity shares or equity related instruments of any single company provided that the limit of 10% shall not be applicable for investments in case of index funds or sector or industry specific schemes. No Mutual Fund under all its schemes should own more than 10% of the Exchange’s paid-up share capital carrying voting rights, subject to the limits prescribed under the SECC Regulations.

Bids by Eligible NRIs

Eligible NRIs may obtain copies of Bid cum Application Form from the Designated Intermediaries. Eligible NRIs applying on a repatriation basis should authorise their SCSBs to block their Non-Resident External (“NRE”) accounts, or Foreign Currency Non-Resident (“FCNR”) accounts, and eligible NRI Bidders Bidding on a non-repatriation basis should authorise their SCSBs to block their Non-Resident Ordinary (“NRO”) accounts the full Bid amount, at the time of submission of the Bid cum Application Form.

Eligible NRIs Bidding on non-repatriation basis are advised to use the Bid cum Application Form for residents (white in colour).

Eligible NRIs Bidding on a repatriation basis are advised to use the Bid cum Application Form meant for Non-Residents (blue in colour).

Bids by FIIs and FPIs

On January 7, 2014, SEBI notified the FPI Regulations pursuant to which the existing classes of portfolio investors namely ‘foreign institutional investors’ and ‘qualified foreign investors’ will be subsumed under a new category namely ‘foreign portfolio investors’ or ‘FPIs’. On March 13, 2014, the RBI amended the FEMA Regulations and laid down conditions and requirements with respect to investment by FPIs in Indian companies.

In terms of the FPI Regulations, an FII who holds a valid certificate of registration from SEBI shall be deemed to be a registered FPI until the expiry of the block of three years for which fees have been paid as per the SEBI FII Regulations. Accordingly, such FIIs can participate in the Offer in accordance with Schedule 2 of the FEMA Regulations. An FII shall not be eligible to invest as an FII after registering as an FPI under the FPI Regulations.

As per Regulation 17(3) of SECC Regulations, except for foreign stock exchanges, foreign depositories, foreign

banking companies, foreign insurance companies and foreign commodity derivatives exchanges, no person resident outside India, directly or indirectly, either individually or together with persons acting in concert, can hold more than 5% of the total paid-up Equity Share capital of the Exchange and, as per Regulation 17(4) of SECC Regulations, the aggregate holding of all persons resident outside India cannot exceed 49% of equity share capital of the Exchange. In terms of the FPI Regulations, the issue of Equity Shares to a single FPI or an investor group (which means the same set of ultimate beneficial owner(s) investing through multiple entities) must be below 10% of our post-Offer Equity Share capital, subject to the restrictions set out above. In terms of the FEMA Regulations, the total holdings of all FPIs put together shall not exceed 24% of the paid-up Equity Share capital of the Exchange. The aggregate limit of 24% may be increased up to the sectoral cap by way of a resolution passed by the Board of Directors followed by a special resolution passed by the Shareholders of the Exchange and subject to prior intimation to RBI. In terms of the FEMA Regulations, for calculating the aggregate holding of FPIs in a company, holding of all registered FPIs as well as holding of FIIs (being deemed FPIs) shall be included.

FPIs are permitted to participate in the Offer subject to compliance with conditions and restrictions which may be specified by the Government from time to time. Subject to compliance with all applicable Indian laws, rules, regulations, guidelines and approvals in terms of Regulation 22 of the FPI Regulations, an FPI, other than Category III foreign portfolio investors and unregulated broad based funds, which are classified as Category II foreign portfolio investors by virtue of their investment manager being appropriately regulated, may issue or otherwise deal in offshore derivative instruments (as defined under the FPI Regulations as any instrument, by whatever name called, which is issued overseas by a FPI against securities held by it that are listed or proposed to be listed on any recognised stock exchange in India, as its underlying) directly or indirectly, only in the event (i) such offshore derivative instruments are issued only to persons who are regulated by an appropriate regulatory authority; and (ii) such offshore derivative instruments are issued after compliance with 'know your client' norms. An FPI is also required to ensure that no further issue or transfer of any offshore derivative instrument is made by or on behalf of it to any persons that are not regulated by an appropriate foreign regulatory authority.

An FPI issuing offshore derivative instruments is also required to ensure that any transfer of offshore derivative instruments issued by or on its behalf, is carried out subject to the following conditions:

- (a) such offshore derivative instruments are transferred only to persons in accordance with Regulation 22(1) of the FPI Regulations; and
- (b) prior consent of the FPI is obtained for such transfer, except when the persons to whom the offshore derivative instruments are to be transferred to are pre-approved by the FPI.

Bids by SEBI registered VCFs, AIFs and FVCIs

The FVCI Regulations and the SEBI AIF Regulations *inter-alia* prescribe the investment restrictions on the VCFs, FVCIs and AIFs registered with SEBI. Further, the SEBI AIF Regulations prescribe, among others, the investment restrictions on AIFs.

The holding by any individual VCF registered with SEBI in one venture capital undertaking should not exceed 25% of the corpus of the VCF. Further, VCFs and FVCIs can invest only up to 33.33% of the investible funds by way of subscription to an initial public offer.

The category I and II AIFs cannot invest more than 25% of the corpus in one investee company. A category III AIF cannot invest more than 10% of the corpus in one investee company. A venture capital fund registered as a category I AIF, as defined in the SEBI AIF Regulations, cannot invest more than 1/3rd of its corpus by way of subscription to an initial public offer of a venture capital undertaking. Additionally, the VCFs which have not re-registered as an AIF under the SEBI AIF Regulations shall continue to be regulated by the VCF Regulation until the existing fund or scheme managed by the fund is wound up and such funds shall not launch any new scheme after the notification of the SEBI AIF Regulations.

All non-resident investors should note that refunds (in case of Anchor Investors), dividends and other distributions, if any, will be payable in Indian Rupees only and net of bank charges and commission.

Further, RBI has approved the transfer of Equity Shares pursuant to the Offer by one of the Selling Shareholders, being an NRI, to Non-Resident Bidders, subject to adherence with the applicable provisions of the

FEMA Regulations.

Bids by limited liability partnerships

In case of Bids made by limited liability partnerships registered under the Limited Liability Partnership Act, 2008, a certified copy of certificate of registration issued under the Limited Liability Partnership Act, 2008, must be attached to the Bid cum Application Form. Failing this, the Exchange reserves the right to reject any Bid without assigning any reason thereof.

Bids by banking companies

In case of Bids made by banking companies registered with RBI, certified copies of: (i) the certificate of registration issued by RBI, and (ii) the approval of such banking company's investment committee are required to be attached to the Bid cum Application Form, failing which the Exchange reserves the right to reject any Bid without assigning any reason.

The investment limit for banking companies in non-financial services companies as per the Banking Regulation Act, 1949, as amended ("**Banking Regulation Act**"), and the Master Circular dated July 1, 2015 – Para-banking Activities read with Master Directions – Reserve Bank of India (Financial Services provided by Banks), 2016, is 10% of the paid up capital of a company, not being its subsidiary engaged in non-financial services or 10 per cent of the bank's paid up capital and reserve, whichever is lower. Provided investments in excess of 10 per cent but not exceeding 30 per cent of the paid up share capital of such investee company shall be permissible in the following circumstances:

- i. the investee company is engaged in non-financial activities permitted for banks in terms of Section 6(1) of the Banking Regulation Act, 1949; or
- ii. the additional acquisition is through restructuring of debt/ Corporate Debt Restructuring ("**CDR**")/ Strategic Debt Restructuring ("**SDR**"), or to protect the banks' interest on loans/ investments made to a company.

Further, the aggregate equity investments made in all subsidiaries and other entities engaged in financial services and non-financial services, including overseas investments shall not exceed 20% of the bank's paid-up share capital and reserves.

Banking companies participating in the Offer shall comply with all applicable regulations, guidelines and circulars issued by RBI from time to time.

The above investment limits shall be subject to shareholding restrictions contained in the SECC Regulations.

Bids by insurance companies

In case of Bids made by insurance companies registered with the Insurance Regulatory and Development Authority of India ("**IRDAI**"), a certified copy of certificate of registration issued by IRDAI must be attached to the Bid cum Application Form. Failing this, the Exchange and the Selling Shareholders reserve the right to reject any Bid without assigning any reason thereof.

The exposure norms for insurers, prescribed under the Insurance Regulatory and Development Authority (Investment) Regulations, 2000 as amended are broadly set forth below:

- (a) equity shares of a company: the lower of 10% of the outstanding Equity Shares (face value) or 10% of the respective fund in case of life insurer or 10% of investment assets in case of general insurer or reinsurer;
- (b) the entire group of the investee company: not more than 15% of the respective fund in case of a life insurer or 15% of investment assets in case of a general insurer or reinsurer or 15% of the investment assets in all companies belonging to the group, whichever is lower; and
- (c) the industry sector to which the investee company belongs: not more than 15% of the fund of a life insurer or a general insurer or a reinsurer or 15% of the investment asset, whichever is lower.

The maximum exposure limit, in the case of an investment in equity shares, cannot exceed the lower of an

amount of 10% of the investment assets of a life insurer or general insurer and the amount calculated under points (a), (b) and (c) above, as the case may be.

Insurance companies participating in the Offer shall comply with all applicable regulations, guidelines and circulars issued by IRDAI from time to time.

The above investment limits shall be subject to shareholding restrictions contained in the SECC Regulations.

Bids by SCSBs

SCSBs participating in the Offer are required to comply with the terms of the SEBI circulars CIR/CFD/DIL/12/2012 and CIR/CFD/DIL/1/2013 dated September 13, 2012 and January 2, 2013 respectively. Such SCSBs are required to ensure that for making applications on their own account, using ASBA, they should have a separate account in their own name with any other SEBI registered SCSBs. Further, such account shall be used solely for the purpose of making application in public issues and clear demarcated funds should be available in such account.

Bids by provident funds/ pension funds

In case of Bids made by provident funds/ pension funds, subject to applicable laws, with minimum corpus of ₹ 250 million, a certified copy of a certificate from a chartered accountant certifying the corpus of the provident fund/ pension fund must be attached to the Bid cum Application Form. Failing this, the Exchange reserves the right to reject any Bid, without assigning any reason thereof.

Bids under Power of Attorney

In case of Bids made pursuant to a power of attorney or by limited companies, corporate bodies, registered societies, eligible FPIs (including FIIs), Mutual Funds, insurance companies, insurance funds set up by the army, navy or air force of the India, insurance funds set up by the Department of Posts, India or the National Investment Fund and provident funds with a minimum corpus of ₹ 250 million (subject to applicable law) and pension funds with a minimum corpus of ₹ 250 million, a certified copy of the power of attorney or the relevant resolution or authority, as the case may be, along with a certified copy of the memorandum of association and articles of association and/ or bye laws must be lodged along with the Bid cum Application Form. Failing this, the Exchange reserves the right to accept or reject any Bid in whole or in part, in either case, without assigning any reason thereof.

The Exchange in consultation with the Managers in their absolute discretion, reserve the right to relax the above condition of simultaneous lodging of the power of attorney along with the Bid cum Application form.

The above general information is given for the benefit of the Bidders. The Exchange, the Selling Shareholders and the Managers are not liable for any amendments or modification or changes to applicable laws or regulations. Bidders are advised to make their independent investigations and ensure that any single Bid from them does not exceed the applicable investment limits or maximum number of the Equity Shares that can be held by them under applicable law or regulation or as specified in the Red Herring Prospectus and this Prospectus.

General Instructions:

Do's:

1. Check if you are eligible to apply as per the terms of the Red Herring Prospectus and under applicable law, rules, regulations, guidelines and approvals;
2. Ensure that you have Bid within the Price Band;
3. Read all the instructions carefully and complete the applicable Bid cum Application Form in the prescribed form;
4. Ensure that the Bid cum Application Form bearing the stamp of the Designated Intermediaries is submitted to the Designated Intermediary at the Bidding Centres, within the prescribed time except in case of

electronic forms;

5. Ensure that the Bid cum Application Form is signed by the account holder in case the applicant is not the account holder;
6. Ensure that you have mentioned the correct bank account number in the Bid cum Application Form;
7. Ensure that the signature of the First Bidder in case of joint Bids, is included in the Bid cum Application Forms;
8. Ensure that the name given in the Bid cum Application Form is exactly the same as the name in which the beneficiary account is held with the Depository Participant. In case of joint Bids, the Bid cum Application Form should contain the name of only the First Bidder whose name should also appear as the first holder of the beneficiary account held in joint names;
9. Ensure that you request for and receive a stamped acknowledgement of the Bid cum Application Form for all your Bid options from the concerned Designated Intermediary. Ensure that you have funds equal to the Bid Amount in the ASBA Account maintained with the SCSB before submitting the ASBA Form to any of the Designated Intermediary. Instruct your respective banks not to release the funds blocked in the ASBA Account under the ASBA process until six Working Days from the date of closing the Bids;
10. Ensure that you Submit revised Bids to the same Designated Intermediary, through whom the original Bid was placed and obtain a revised acknowledgment;
11. Except for Bids (i) on behalf of the Central or State Governments and the officials appointed by the courts, who, in terms of the SEBI circular dated June 30, 2008, may be exempt from specifying their PAN for transacting in the securities market, and (ii) Bids by persons resident in the state of Sikkim, who, in terms of the SEBI circular dated July 20, 2006, may be exempted from specifying their PAN for transacting in the securities market, all Bidders should mention their PAN allotted under the IT Act. The exemption for the Central or the State Government and officials appointed by the courts and for investors residing in the State of Sikkim is subject to (a) the demographic details received from the respective depositories confirming the exemption granted to the beneficiary owner by a suitable description in the PAN field and the beneficiary account remaining in "active status"; (b) in the case of residents of Sikkim, the address as per the demographic details evidencing the same; and (c) all other applications in which PAN is not mentioned, will be considered rejected;
12. Ensure that the demographic details are updated, true and correct in all respects;
13. Ensure that thumb impressions and signatures other than in the languages specified in the Eighth Schedule to the Constitution of India are attested by a Magistrate or a Notary Public or a Special Executive Magistrate under official seal;
14. Ensure that the category and the investor status is indicated;
15. Ensure that in case of Bids under power of attorney or by limited companies, corporates, trust etc., relevant documents are submitted;
16. Ensure that Bids submitted by any person outside India is in compliance with applicable foreign and Indian laws;
17. Ensure that the depository account is active, the correct DP ID, the Client ID and the PAN are mentioned in the Bid cum Application Form and that the name of the Bidder, the DP ID, the Client ID and the PAN entered into the online IPO system of NSE by the Designated Intermediary, as applicable, match with the name, DP ID, Client ID and PAN available in the Depository database;
18. Bidders should note that in case the DP ID, Client ID and the PAN mentioned in their Bid cum Application Form and entered into the online IPO system of the NSE by the relevant Designated Intermediary, do not match with the DP ID, Client ID and PAN available in the Depository database, then such Bids are liable to be rejected. Where the Bid cum Application Form is submitted in joint names, ensure that the beneficiary account is also held in the same joint names and such names are in the same sequence in which they appear

in the Bid cum Application Form;

19. Ensure that you tick the correct investor category, as applicable, in the Bid cum Application Form to ensure proper upload of your Bid in the online IPO system of NSE;
20. Ensure that the Bid cum Application Forms are delivered by the Bidders within the time prescribed as per the Bid cum Application Form and the Red Herring Prospectus;
21. Ensure while Bidding through a Designated Intermediary that the Bid cum Application Form is submitted to a Designated Intermediary only in the Specified Locations and that the SCSB where the ASBA Account, as specified in the Bid cum Application Form, is maintained has named at least one branch at that location for the Designated Intermediary to deposit Bid cum Application Forms (a list of such branches is available on the website of SEBI at <http://www.sebi.gov.in/sebiweb/home/list/5/33/0/0/Recognised-Intermediaries>);
22. Ensure that you have mentioned the correct ASBA Account number in the ASBA Form;
23. Ensure that you have correctly signed the authorization/undertaking box in the ASBA Form, or have otherwise provided an authorisation to the SCSB via the electronic mode, for blocking funds in the ASBA Account equivalent to the Bid Amount mentioned in the ASBA Form;
24. Bids on a repatriation basis shall be in the names of individuals, or in the name of Eligible NRIs, FIIs, FPIs, but not in the names of minors, OCBs, firms or partnerships, foreign nationals (excluding NRIs) or their nominees. Bids by Eligible NRIs for a Bid Amount of up to ₹ 200,000 would be considered under the Retail Portion for the purposes of allocation and Bids for a Bid Amount of more than ₹ 200,000 would be considered under Non-Institutional Portion for the purposes of allocation;
25. In the event that your Bid results in your shareholding (either directly or indirectly, by yourself or acting in concert with other persons and including existing shareholding, if any) exceeding 2% of the post-Offer paid-up equity share capital of the Exchange, seek the approval of SEBI in accordance with the provisions of the SECC Regulations within 15 days from the date of Allotment; and
26. In the event that your Bid results in your shareholding (either directly or indirectly, by yourself or acting in concert with other persons and including existing shareholding, if any) exceeding 5% of the post-Offer paid-up equity share capital of the Exchange, submit the approval obtained from SEBI with the provisions of the SECC Regulations with the Registrar, at least one Working Day prior to finalization of the Basis of Allotment.

The Bid cum Application Form is liable to be rejected if the above instructions, as applicable, are not complied with.

Don'ts:

1. Do not Bid for lower than the minimum Bid size;
2. Do not submit revised Bid at a price less than the Floor Price or higher than the Cap Price;
3. Do not Bid on another Bid cum Application Form after you have submitted a Bid to the Designated Intermediary;
4. Do not pay the Bid Amount in cash, by money order, cheques or demand drafts or by postal order or by stock invest;
5. The payment of the Bid Amount in any mode other than blocked amounts in the bank account maintained with an SCSB shall not be accepted under the ASBA process;
6. Do not send Bid cum Application Forms by post; instead submit the same to a Designated Intermediary only;
7. Do not submit the Bid cum Application Forms to the Escrow Collection Bank(s) (assuming that such bank is not an SCSB), the Exchange, the Selling Shareholders or the Registrar to the Offer (assuming that the Registrar to the Offer is not one of the RTAs);

8. Anchor Investors should not Bid through the ASBA process;
9. Do not Bid at Cut-off Price (for Bids by QIBs and Non-Institutional Investors);
10. Do not Bid for a Bid Amount exceeding ₹ 200,000 (for Bids by Retail Individual Investors);
11. Do not fill up the Bid cum Application Form such that the Equity Shares Bid for exceeds the Offer size and/or investment limit or maximum number of the Equity Shares that can be held under the applicable laws or regulations or maximum amount permissible under the applicable regulations or under the terms of the Red Herring Prospectus;
12. Do not instruct your respective banks to release the funds blocked in your ASBA Account;
13. Do not submit the General Index Register number instead of the PAN;
14. Do not submit the Bid without ensuring that funds equivalent to the entire Bid Amount are blocked in the relevant ASBA Account;
15. Do not submit Bids on plain paper or on incomplete or illegible Bid cum Application Forms or on Bid cum Application Forms in a colour prescribed for another category of Bidder;
16. Do not submit a Bid in case you are not eligible to acquire Equity Shares under applicable law or your relevant constitutional documents or otherwise;
17. Do not submit your Bid after 3.00 pm on the Offer Closing Date;
18. Do not Bid if you are not competent to contract under the Indian Contract Act, 1872 (other than minors having valid depository accounts as per demographic details provided by the Depository);
19. Do not withdraw your Bid or lower the size of your Bid (in terms of quantity of the Equity Shares or the Bid Amount) at any stage, if you are a QIB or a Non-Institutional Investor;
20. Do not submit Bids to a Designated Intermediary at a location other than specified locations; and
21. Do not submit Bids to a Designated Intermediary unless the SCSB where the ASBA Account is maintained, as specified in the Bid cum Application Form, has named at least one branch in that location for the Designated Intermediary to deposit the Bid cum Application Forms.

The Bid cum Application Form is liable to be rejected if the above instructions, as applicable, are not complied with.

Payment instructions

Instructions for Anchor Investors:

- (a) Anchor Investors may submit their Bids with Managers only.
- (b) Payments should be made either by RTGS, NEFT, or direct credit on any bank (including a co-operative bank), which is situated at, and is a member of or sub-member of the bankers' clearing house located at the centre where the Anchor Investor Form is submitted. Cheques/bank drafts drawn on banks not participating in the clearing process may not be accepted and applications accompanied by such cheques or bank drafts are liable to be rejected.
- (c) If the cheque or demand draft accompanying the Anchor Investor Form is not made favouring the Escrow Account, the Bid is liable to be rejected.
- (d) The Escrow Collection Banks shall maintain the monies in the Escrow Account for and on behalf of the Anchor Investors until the Designated Date.
- (e) Anchor Investors are advised to provide the number of the Anchor Investor Form and PAN on the reverse of the cheque or bank draft to avoid any possible misuse of instruments submitted.

Payment into Escrow Account for Anchor Investors:

The Exchange in consultation with the Managers, in its absolute discretion, decided the list of Anchor Investors to whom the CAN was sent, pursuant to which the details of the Equity Shares allocated to them in their

respective names will be notified to such Anchor Investors.

For Anchor Investors, the payment instruments for payment into the Anchor Investor Escrow Account should be drawn in favour of:

1. In case of resident Anchor Investors: “**BSE - IPO – Escrow –Anchor Investor–R**”
2. In case of Non-Resident Anchor Investors: “**BSE - IPO – Escrow –Anchor Investor –NR**”

Pre-Offer Advertisement

Pursuant to Section 30 of the Companies Act, 2013, the Exchange, after registering the Red Herring Prospectus with the RoC, published a pre-Offer advertisement, in the form prescribed by the ICDR Regulations, in all editions of Financial Express, an English national newspaper, all editions of Jansatta, a Hindi national newspaper and Mumbai edition of Navshakti, a Marathi newspaper, each with wide circulation.

Signing of the Underwriting Agreement and the RoC Filing

1. The Exchange, the Selling Shareholders and the Syndicate entered into an Underwriting Agreement after the finalisation of the Offer Price.
2. After signing the Underwriting Agreement, an updated Red Herring Prospectus is being filed with the RoC in accordance with applicable law, which then is termed as the ‘Prospectus’. This Prospectus contains details of the Offer Price, the Anchor Investor Offer Price, Offer size, and underwriting arrangements and will be complete in all material respects.

Impersonation

Attention of the applicants is specifically drawn to the provisions of sub-section (1) of Section 38 of the Companies Act, 2013, which is reproduced below:

“Any person who:

- (a) makes or abets making of an application in a fictitious name to a company for acquiring, or subscribing for, its securities; or*
- (b) makes or abets making of multiple applications to a company in different names or in different combinations of his name or surname for acquiring or subscribing for its securities; or*
- (c) otherwise induces directly or indirectly a company to allot, or register any transfer of, securities to him, or to any other person in a fictitious name*

shall be liable for action under Section 447.”

The liability prescribed under Section 447 of the Companies Act, 2013 includes imprisonment for a term which shall not be less than six months extending up to 10 years (provided that where the fraud involves public interest, such term shall not be less than three years) and fine of an amount not less than the amount involved in the fraud, extending up to three times of such amount.

Undertakings by the Exchange

The Exchange undertakes the following:

- if the Exchange does not proceed with the Offer after the Offer Closing Date, the reason thereof shall be given as a public notice in the newspapers to be issued by the Exchange within two days of the Offer Closing Date. The public notice shall be issued in the same newspapers in which the pre-Offer advertisement was published. The stock exchanges on which the Equity Shares are proposed to be listed shall also be informed promptly;

- if the Exchange withdraws the Offer after the Offer Closing Date, the Exchange shall be required to file a fresh offer document with the RoC / SEBI, in the event that the Exchange and / or any Selling Shareholders subsequently decides to proceed with the Offer;
- the complaints received in respect of the Offer shall be attended to by the Exchange expeditiously and satisfactorily;
- all steps shall be taken to ensure that listing and commencement of trading of the Equity Shares at NSE where the Equity Shares are proposed to be listed are taken within six Working Days of Offer Closing Date or such time as prescribed;
- If Allotment is not made within the prescribed time period under applicable law, the entire subscription amount received will be refunded/unblocked within the time prescribed under applicable law. If there is delay beyond the prescribed time, the Exchange shall pay interest prescribed under the Companies Act, 2013, the ICDR Regulations and applicable law for the delayed period;
- the funds required for making refunds (to the extent applicable) as per the mode(s) disclosed shall be made available to the Registrar to the Offer by the Exchange;
- where refunds (to the extent applicable) are made through electronic transfer of funds, a suitable communication shall be sent to the applicant within six Working Days from the Offer Closing Date, giving details of the bank where refunds shall be credited along with amount and expected date of electronic credit of refund;
- except as disclosed in the Red Herring Prospectus, no further issue of the Equity Shares shall be made till the Equity Shares offered through the Red Herring Prospectus are listed or until the Bid monies are refunded/ unblocked in ASBA Account on account of non-listing, under-subscription, etc.; and
- adequate arrangements shall be made to collect all Bid cum Application Forms submitted by Bidders.

Undertakings by the Selling Shareholders

Each Selling Shareholder severally and not jointly undertakes and/or certifies the following:

- The Equity Shares being sold by him/it pursuant to the Offer have been held by him/it for a period of at least one year prior to the filing of the Draft Red Herring Prospectus with SEBI, and, to the extent that the Equity Shares being offered by him/it in the Offer have resulted from a bonus issue, the bonus issue has been on Equity Shares held for a period of at least one year prior to the filing of the Draft Red Herring Prospectus and issued out of free reserves and share premium existing in the books of account as at the end of the financial year preceeding the financial year in which the Draft Red Herring Prospectus is filed with the SEBI and such Equity Shares are not being issued by utilization of revaluation reserves or unrealised profits of the Exchange, in terms of Regulation 26(6) of the ICDR Regulations, prior to the filing of the Draft Red Herring Prospectus with the SEBI, and are fully paid up and are in dematerialised form;
- The Equity Shares being sold by him/it are free and clear from any pre-emptive rights, liens, mortgages, trusts, charges, pledges or any other encumbrances or transfer restrictions;
- He/It is the legal and beneficial owner and has full title to the Equity Shares being offered by him/it in the Offer;
- The Equity Shares proposed to be sold by him/it in the Offer shall be transferred to the successful bidders within the specified time in accordance with the instruction of the Registrar to the Offer;
- He/it shall not have recourse to the proceeds from the Equity Shares offered by him/it in the Offer, until the final listing and trading approvals from all NSE have been obtained;
- He/it has authorised the Compliance Officer and the Registrar to the Offer to redress complaints, if any, in relation to the Equity Shares held by him/it and being offered pursuant to the Offer, and he shall extend reasonable cooperation to the Exchange and the Managers in this regard;

- He/it shall make available funds required for making refunds to the extent applicable to unsuccessful applicants as per the mode(s) disclosed in the Red Herring Prospectus and this Prospectus to the Registrar to the Offer;
- He/it shall provide such reasonable support and extend such reasonable co-operation as may be required by the Exchange in sending a suitable communication, where refunds to the extent applicable are made through electronic transfer of funds, to the applicant within six Working Days from the Offer Closing Date, giving details of the bank where refunds shall be credited along with amount and expected date of electronic credit of refund;
- He/it shall take such steps as may be required to ensure that his Equity Shares proposed to be transferred by way of the Offer will be available for the Offer, including without limitation not selling, transferring, disposing of in any manner or creating any charge or encumbrance on such Equity Shares;
- He/it shall not further transfer the Equity Shares offered in the Offer during the period commencing from submission of the Draft Red Herring Prospectus with SEBI until the final trading approvals from NSE has been obtained for the Equity Shares Allotted/to be Allotted pursuant to the Offer and shall not sell, dispose of in any manner or create any lien, charge or encumbrance on the Equity Shares offered by him in the Offer;
- He/it shall take all steps and provide all assistance to the Exchange and the Managers, as may be required for the completion of the necessary formalities for listing and commencement of trading at all the stock exchanges where the Equity Shares are proposed to be listed within six Working Days from the Offer Closing Date of the Offer, failing which it shall forthwith repay without interest all monies received from Bidders to the extent of the Offered Shares. In case of delay, interest as per applicable law shall be paid by the Selling Shareholders; and
- He/it shall comply with all applicable laws, in India, including the Companies Act, the ICDR Regulations, the FEMA and the applicable circulars, guidelines and regulations issued by SEBI and RBI, each in relation to the Equity Shares offered by him in the Offer.

Utilisation of Offer Proceeds

The Selling Shareholders along with the Exchange declares that all monies received out of the Offer shall be credited/ transferred to a separate bank account being the bank account referred to in sub-section (3) of Section 40 of the Companies Act, 2013.

PART B

SECTION 1: PURPOSE OF THE GENERAL INFORMATION DOCUMENT (GID)

This General Information Document highlights the key rules, processes and procedures applicable to public issues in accordance with the provisions of the Companies Act, the SCRA, the SCRR and the SEBI ICDR Regulations. Please note that the General Information Document does not highlight the key provisions of the SECC Regulations and Bidders/Applicants should not construe the contents of this General Information Document as legal advice and should consult their own legal advisor and other advisors in relation to the legal matters concerning the Offer. For taking on investment decision, the Bidders/Applicants should rely on their own examination of the issuer and the Offer, and should carefully read the Red Herring Prospectus/Prospectus before investing in the Offer.

This document is applicable to public issues undertaken through the Book-Building Process as well as to the Fixed Price Issues. The purpose of the “General Information Document for Investing in Public Issues” is to provide general guidance to potential Bidders/ Applicants in IPOs and FPOs, on the processes and procedures governing IPOs and FPOs, undertaken in accordance with the provisions of the Securities and Exchange Board of India (Issue of Capital and Disclosure Requirements) Regulations, 2009 (“**SEBI ICDR Regulations**”).

Bidders/ Applicants should note that investment in equity and equity related securities involves risk and Bidder/ Applicant should not invest any funds in the Issue unless they can afford to take the risk of losing their investment. The specific terms relating to securities and/ or for subscribing to securities in an Issue and the

relevant information about the issuer undertaking the Issue are set out in the Red Herring Prospectus (“**RHP**”)/ Prospectus filed by the issuer with the Registrar of Companies (“**RoC**”). Bidders/ Applicants should carefully read the entire RHP/ Prospectus and the Bid cum Application Form/ and the Abridged Prospectus of the issuer in which they are proposing to invest through the Issue. In case of any difference in interpretation or conflict and/ or overlap between the disclosure included in this document and the RHP/ Prospectus, the disclosures in the RHP/ Prospectus shall prevail. The RHP/ Prospectus of the issuer are available on the websites of stock exchanges, on the website(s) of the BRLM(s) to the Issue and on the website of Securities and Exchange Board of India (“**SEBI**”) at www.sebi.gov.in.

For the definitions of capitalized terms and abbreviations used herein Bidders/ Applicants see “*Glossary and Abbreviations*”.

SECTION 2: BRIEF INTRODUCTION TO IPOs/ FPOs

2.1 Initial public issue (IPO)

An IPO means an issue of specified securities by an unlisted issuer to the public for subscription and may include an Issue for Sale of specified securities to the public by any existing holder of such securities in an unlisted issuer.

For undertaking an IPO, an Issuer is, among other things, required to comply with the eligibility requirements of in terms of either Regulation 26(1) or Regulation 26(2) of the SEBI ICDR Regulations. For details of compliance with the eligibility requirements by the Issuer Bidders/ Applicants may refer to the RHP/ Prospectus.

2.2 Further public issue (FPO)

An FPO means an issue of specified securities by a listed Issuer to the public for subscription and may include Issue for Sale of specified securities to the public by any existing holder of such securities in a listed Issuer.

For undertaking an FPO, the Issuer is, among other things, required to comply with the eligibility requirements in terms of Regulation 26/Regulation 27 of the SEBI ICDR Regulations. For details of compliance with the eligibility requirements by the Issuer Bidders/ Applicants may refer to the RHP/ Prospectus.

2.3 Other Eligibility Requirements:

In addition to the eligibility requirements specified in paragraphs 2.1 and 2.2, an Issuer proposing to undertake an IPO or an FPO is required to comply with various other requirements as specified in the SEBI ICDR Regulations, the Companies Act (to the extent applicable), the Securities Contracts (Regulation) Rules, 1957 (the “**SCRR**”), industry-specific regulations, if any, and other applicable laws for the time being in force.

For details in relation to the above Bidders/ Applicants may refer to the RHP/ Prospectus.

2.4 Types of Public Issues – Fixed Price Issues and Book Built Issues

In accordance with the provisions of the SEBI ICDR Regulations, an Issuer can either determine the Issue Price through the Book Building Process (“**Book Built Issue**”) or undertake a Fixed Price Issue (“**Fixed Price Issue**”). An Issuer may mention Floor Price or Price Band in the RHP (in case of a Book Built Issue) and a Price or Price Band in the Draft Prospectus (in case of a fixed price Issue) and determine the price at a later date before registering the Prospectus with the Registrar of Companies.

The cap on the Price Band should be less than or equal to 120% of the Floor Price. The Issuer shall announce the Price or the Floor Price or the Price Band through advertisement in all newspapers in which the pre-issue advertisement was given at least five Working Days before the Bid/ Issue Opening Date, in case of an IPO and at least one Working Day before the Bid/Issue Opening Date, in case of an FPO.

The Floor Price or the Issue Price cannot be lesser than the face value of the securities.

Bidders/ Applicants should refer to the RHP/ Prospectus or Issue advertisements to check whether the Issue is a Book Built Issue or a Fixed Price Issue.

2.5 ISSUE PERIOD

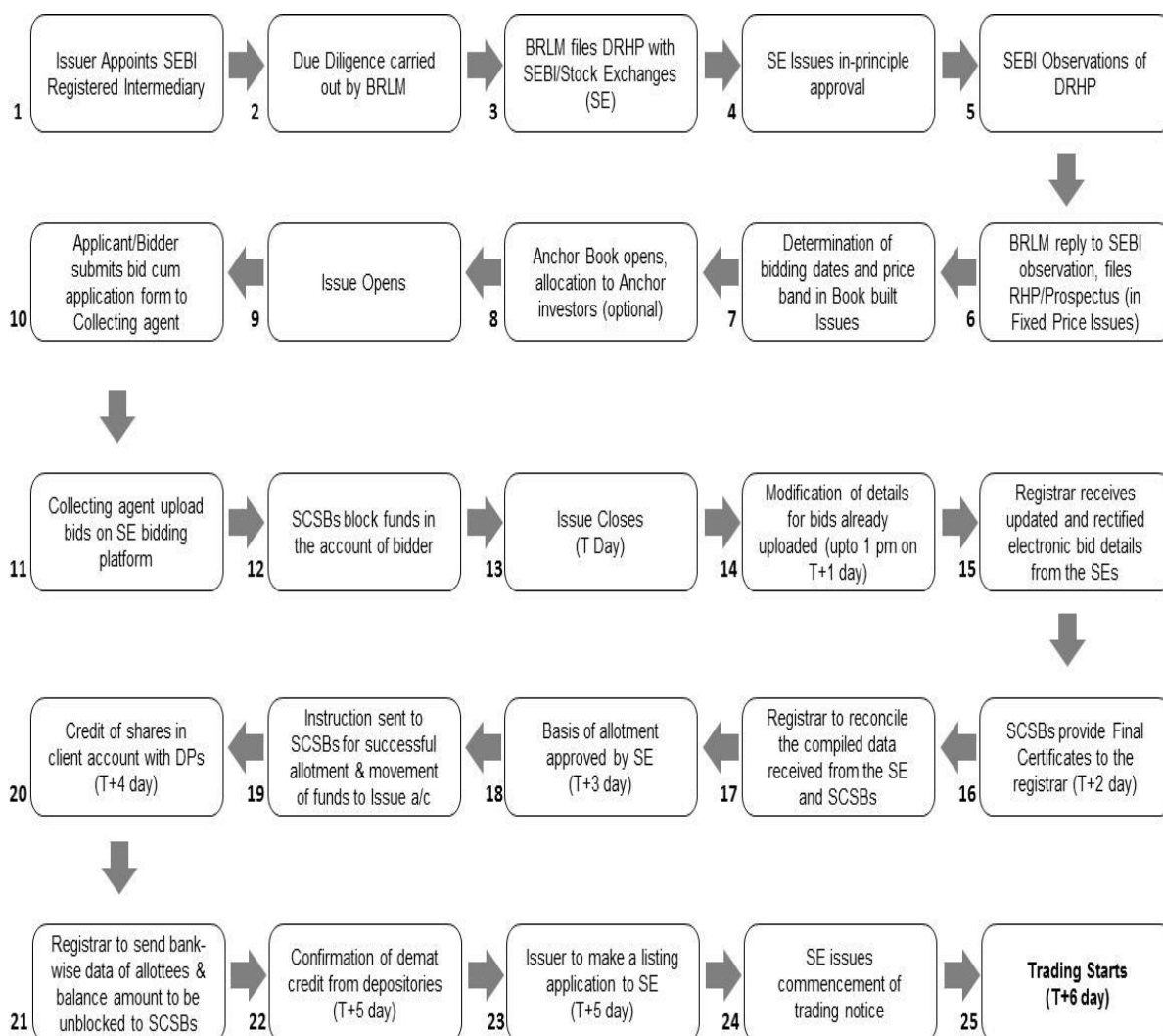
The Issue may be kept open for a minimum of three Working Days (for all category of Bidders/ Applicants) and not more than ten Working Days. Bidders/ Applicants are advised to refer to the Bid cum Application Form and Abridged Prospectus or RHP/ Prospectus for details of the Bid/Issue Period. Details of Bid/Issue Period are also available on the website of the Stock Exchange(s).

In case of a Book Built Issue, the Issuer may close the Bid/Issue Period for QIBs one Working Day prior to the Bid/Issue Closing Date if disclosures to that effect are made in the RHP. In case of revision of the Floor Price or Price Band in Book Built Issues the Bid/Issue Period may be extended by at least three Working Days, subject to the total Issue Period not exceeding 10 Working Days. For details of any revision of the Floor Price or Price Band, Bidders/ Applicants may check the announcements made by the Issuer on the websites of the Stock Exchanges, Managers, and the advertisement in the newspaper(s) issued in this regard.

2.6 FLOWCHART OF TIMELINES

A flow chart of process flow in Fixed Price and Book Built Issues is as follows. Bidders/ Applicants may note that this is not applicable for Fast Track FPOs.:

- In case of Issue other than Book Built Issue (Fixed Price Issue) the process at the following of the below mentioned steps shall be read as:
 - (i) Step 7 : Determination of Issue Date and Price
 - (ii) Step 10: Applicant submits ASBA Form with any of the Designated Intermediaries



SECTION 3: CATEGORY OF INVESTORS ELIGIBLE TO PARTICIPATE IN AN ISSUE

Each Bidder should check whether it is eligible to apply under applicable law. Furthermore, certain categories of Bidders, such as NRIs, FIIs, FPIs and FVCIs may not be allowed to Bid in the Issue or to hold Equity Shares, in excess of certain limits specified under applicable law. Bidders are requested to refer to the RHP/ Prospectus for more details.

Subject to the above, an illustrative list of Bidders is as follows:

- Indian nationals resident in India who are competent to contract under the Indian Contract Act, 1872, in single or joint names (not more than three);
- Bids/ Applications belonging to an account for the benefit of a minor (under guardianship);
- Hindu Undivided Families or HUFs, in the individual name of the *Karta*. The Bidder should specify that the Bid is being made in the name of the HUF in the Bid cum Application Form as follows: “Name of sole or first Bidder/ Applicant: XYZ Hindu Undivided Family applying through XYZ, where XYZ is the name of the *Karta*”. Bids/ Applications by HUFs may be considered at par with Bids/ Applications from individuals;
- Companies, corporate bodies and societies registered under applicable law in India and authorised to invest in equity shares;

- Scientific and/or industrial research organisations authorised in India to invest in the Equity Shares; QIBs;
- NRIs on a repatriation basis or on a non-repatriation basis subject to applicable law;
- Indian Financial Institutions, regional rural banks, co-operative banks (subject to RBI regulations and the SEBI ICDR Regulations and other laws, as applicable);
- FIIs and sub-accounts registered with SEBI, other than a sub-account which is a foreign corporate or foreign individual, Bidding under the QIBs category;
- Sub-accounts of FIIs registered with SEBI, which are foreign corporates or foreign individuals Bidding only under the Non Institutional Bidders (“NIBs”) category;
- FPIs other than Category III foreign portfolio investors Bidding under the QIBs category;
- FPIs which are Category III foreign portfolio investors, Bidding under the NIBs category;
- Trusts/ societies registered under the Societies Registration Act, 1860, or under any other law relating to trusts/ societies and who are authorised under their respective constitutions to hold and invest in equity shares;
- Limited liability partnerships registered under the Limited Liability Partnership Act, 2008;
- Any other person eligible to Bid in the Issue, under the laws, rules, regulations, guidelines and policies applicable to them and under Indian laws; and
- As per the existing regulations, OCBs are not allowed to participate in an Issue.

SECTION 4: APPLYING IN THE ISSUE

Book Built Issue: Bidders should only use the specified ASBA Form (or in case of an Anchor Investors, the Anchor Investor Application Form) bearing the stamp of any of the Designated Intermediary, as available or downloaded from the websites of the Stock Exchanges.

Bid cum Application Forms are available with the Managers, the Designated Intermediaries at the Bidding Centres and at the Registered Office. Electronic Bid cum Application Forms will be available on the websites of the Stock Exchanges at least one day prior to the Bid/Issue Opening Date. For further details regarding availability of Bid cum Application Forms, Bidders may refer to the RHP/ Prospectus.

Fixed Price Issue: Applicants should only use the specified Bid cum Application Form bearing the stamp of the relevant Designated Intermediaries, as available or downloaded from the websites of the Stock Exchanges. Bid cum Application Forms are available with the Designated SCSB Branches of the SCSBs and at the Registered Office and Corporate Office of the Issuer. For further details regarding availability of Bid cum Application Forms, Bidders may refer to the Prospectus.

Bidders/ Applicants should ensure that they apply in the appropriate category. The prescribed colour of the Bid cum Application Form for various categories of Bidders/ Applicants is as follows:

Category	Colour of the Bid cum Application Form
Resident Indian, Eligible NRIs applying on a non repatriation basis	White
NRIs, FVCIs, FIIs, their sub-accounts (other than sub-accounts which are foreign corporate(s) or foreign individuals Bidding under the QIB), FPIs on a repatriation basis	Blue
Anchor Investors (where applicable) & Bidders /Applicants Bidding/ applying in the Reserved Category	As specified by the Issuer

Securities issued in an IPO can only be in dematerialised form in accordance with Section 29 of the Companies Act, 2013. Bidders/ Applicants will not have the option of getting the Allotment of specified securities in physical form. However, they may get the specified securities rematerialised subsequent to Allotment.

4.1 INSTRUCTIONS FOR FILLING THE BID CUM APPLICATION FORM

Bidders/ Applicants may note that forms not filled completely or correctly as per instructions provided in this GID, the RHP and the Bid cum Application Form/ Application Form are liable to be rejected.

Instructions to fill each field of the Bid cum Application Form can be found on the reverse side of the Bid cum Application Form. Specific instructions for filling various fields of the Resident Bid cum Application Form and Non-Resident Bid cum Application Form and samples are provided below.

The samples of the Bid cum Application Form for resident Bidders and the Bid cum Application Form for non-resident Bidders are reproduced below:

Application Form-for residents

TEAR HERE

COMMON BID CUM APPLICATION FORM	XYZ LIMITED - INITIAL PUBLIC ISSUE - R Address : Contact Detail: CIN No	FOR RESIDENT INDIANS, INCLUDING RESIDENT QIBs AND ELIGIBLE NRIs APPLYING ON A NON-REPATRIATION BASIS
--	---	---

LOGO TO, THE BOARD OF DIRECTORS XYZ LIMITED	<table border="1" style="width: 100%;"> <tr><td style="text-align: center;">BOOK BUILT ISSUE</td></tr> <tr><td style="text-align: center;">ISIN :</td></tr> </table>	BOOK BUILT ISSUE	ISIN :	Bid cum Application Form No.
BOOK BUILT ISSUE				
ISIN :				

SYNDICATE MEMBER'S STAMP & CODE	BROKER/SCSB/DP/RTA STAMP & CODE	1. NAME & CONTACT DETAILS OF SOLE / FIRST BIDDER Mr. / Ms. _____ Address _____ Email _____ Tel. No (with STD code) / Mobile _____
SUB-BROKER'S / SUB-AGENT'S STAMP & CODE	ESCROW BANK/SCSB BRANCH STAMP & CODE	
BANK BRANCH SERIAL NO.	SCSB SERIAL NO.	2. PAN OF SOLE / FIRST BIDDER _____

3. BIDDER'S DEPOSITORY ACCOUNT DETAILS <input type="checkbox"/> NSDL <input type="checkbox"/> CDSL For NSDL enter 8 digit DP ID followed by 8 digit Client ID / For CDSL enter 16 digit Client ID	6. INVESTOR STATUS <input type="checkbox"/> Individual(s) - IND <input type="checkbox"/> Hinds Undivided Family* - HUF <input type="checkbox"/> Bodies Corporate - CO <input type="checkbox"/> Banks & Financial Institutions - FI <input type="checkbox"/> Mutual Funds - MF <input type="checkbox"/> Non-Resident Indians - NRI (Non-Repatriation basis) <input type="checkbox"/> National Investment Fund - NIF <input type="checkbox"/> Insurance Funds - IF <input type="checkbox"/> Insurance Companies - IC <input type="checkbox"/> Venture Capital Funds - VCF <input type="checkbox"/> Alternative Investment Funds - AIF <input type="checkbox"/> Others (Please specify) - OTH																											
4. BID OPTIONS (ONLY RETAIL INDIVIDUAL BIDDERS CAN BID AT "CUT-OFF") <table border="1" style="width: 100%; border-collapse: collapse;"> <thead> <tr> <th rowspan="2">Bid Options</th> <th rowspan="2">No. of Equity Shares: Bid (In Figures) (Bid: must be in multiples of Bid Lot as advertised)</th> <th colspan="3">Price per Equity Share (₹) "Cut-off" (Price in multiples of ₹ 1/- only) (In Figures)</th> <th rowspan="2">"Cut-off" (Please tick)</th> </tr> <tr> <th>Bid Price</th> <th>Retail Discount</th> <th>Net Price</th> </tr> </thead> <tbody> <tr> <td>Option 1</td> <td>8 7 6 5 4 3 2 1</td> <td>3 2 1</td> <td>3 2 1</td> <td>3 2 1</td> <td><input type="checkbox"/></td> </tr> <tr> <td>(OR) Option 2</td> <td></td> <td></td> <td></td> <td></td> <td><input type="checkbox"/></td> </tr> <tr> <td>(OR) Option 3</td> <td></td> <td></td> <td></td> <td></td> <td><input type="checkbox"/></td> </tr> </tbody> </table>		Bid Options	No. of Equity Shares: Bid (In Figures) (Bid: must be in multiples of Bid Lot as advertised)	Price per Equity Share (₹) "Cut-off" (Price in multiples of ₹ 1/- only) (In Figures)			"Cut-off" (Please tick)	Bid Price	Retail Discount	Net Price	Option 1	8 7 6 5 4 3 2 1	3 2 1	3 2 1	3 2 1	<input type="checkbox"/>	(OR) Option 2					<input type="checkbox"/>	(OR) Option 3					<input type="checkbox"/>
Bid Options	No. of Equity Shares: Bid (In Figures) (Bid: must be in multiples of Bid Lot as advertised)			Price per Equity Share (₹) "Cut-off" (Price in multiples of ₹ 1/- only) (In Figures)				"Cut-off" (Please tick)																				
		Bid Price	Retail Discount	Net Price																								
Option 1	8 7 6 5 4 3 2 1	3 2 1	3 2 1	3 2 1	<input type="checkbox"/>																							
(OR) Option 2					<input type="checkbox"/>																							
(OR) Option 3					<input type="checkbox"/>																							

7. PAYMENT DETAILS Amount paid (₹ in figures) _____ (₹ in words) _____ ASBA Bank A/c No. _____ Bank Name & Branch _____	PAYMENT OPTION : FULL PAYMENT <input type="checkbox"/> PART PAYMENT <input type="checkbox"/>
---	--

I/WE (ON BEHALF OF JOINT APPLICANTS, IF ANY) HEREBY CONFIRM THAT I/WE HAVE READ AND UNDERSTOOD THE TERMS AND CONDITIONS OF THIS BID CUM APPLICATION FORM AND THE ATTACHED ABRIDGED PROSPECTUS AND THE GENERAL INFORMATION DOCUMENT FOR INVESTING IN PUBLIC ISSUES ("GID") AND HEREBY AGREE AND CONFIRM THE "BIDDERS UNDERTAKING" AS GIVEN OVERLEAF. I/WE (ON BEHALF OF JOINT APPLICANTS, IF ANY) HEREBY CONFIRM THAT I/WE HAVE READ THE INSTRUCTIONS FOR FILLING UP THE BID CUM APPLICATION FORM GIVEN OVERLEAF.

8A. SIGNATURE OF SOLE/ FIRST BIDDER Date : _____	8B. SIGNATURE OF ASBA BANK ACCOUNT HOLDER(S) (AS PER BANK RECORDS) I/We authorize the SCSB to do all acts as are necessary to make the Application in the line 1) _____ 2) _____ 3) _____	BROKER / SCSB / DP / RTA STAMP (Acknowledging upload of Bid in Stock Exchange system)
--	--	---

TEAR HERE

LOGO	XYZ LIMITED INITIAL PUBLIC ISSUE - R	Acknowledgement Slip for Broker/SCSB/DP/RTA	Bid cum Application Form No.
DPID / CLID	PAN of Sole / First Bidder		
Amount paid (₹ in figures)	Bank & Branch	Stamp & Signature of SCSB Branch <div style="border: 1px solid black; width: 100%; height: 100px;"></div>	
ASBA Bank A/c No.			
Received from Mr./Ms.			
Telephone / Mobile	Email		

TEAR HERE

TEAR HERE

XYZ LIMITED - INITIAL PUBLIC ISSUE - R	<table border="1" style="width: 100%; border-collapse: collapse;"> <tr> <th></th> <th>Option 1</th> <th>Option 2</th> <th>Option 3</th> </tr> <tr> <td>No. of Equity Shares</td> <td></td> <td></td> <td></td> </tr> <tr> <td>Bid Price</td> <td></td> <td></td> <td></td> </tr> <tr> <td>Amount Paid (₹)</td> <td></td> <td></td> <td></td> </tr> <tr> <td>ASBA Bank A/c No.</td> <td colspan="3"></td> </tr> <tr> <td>Bank & Branch</td> <td colspan="3"></td> </tr> </table>		Option 1	Option 2	Option 3	No. of Equity Shares				Bid Price				Amount Paid (₹)				ASBA Bank A/c No.				Bank & Branch				Stamp & Signature of Broker / SCSB / DP / RTA Name of Sole / First Bidder _____ Acknowledgement Slip for Bidder Bid cum Application Form No.
	Option 1	Option 2	Option 3																							
No. of Equity Shares																										
Bid Price																										
Amount Paid (₹)																										
ASBA Bank A/c No.																										
Bank & Branch																										

Application Form–for non-residents*

* The format of Bid cum Application Form applicable for non-residents notified by SEBI

<p>COMMON BID CUM APPLICATION FORM</p>	<p>XYZ LIMITED - INITIAL PUBLIC ISSUE - R</p> <p>Address : Contact Details: CIN No</p>	<p>FOR RESIDENT INDIANS, INCLUDING RESIDENT QIBs AND ELIGIBLE NRIs APPLYING ON A NON-REPATRIATION BASIS</p>																																																																															
<p>LOGO</p> <p>TO, THE BOARD OF DIRECTORS XYZ LIMITED</p>	<p>BOOK BUILT ISSUE</p> <p>ISIN :</p>	<p>Bid cum Application Form No. _____</p>																																																																															
<p>SYNDICATE MEMBER'S STAMP & CODE</p>		<p>BROKER/SCSB/DP/RTA STAMP & CODE</p>		<p>1. NAME & CONTACT DETAILS OF SOLE / FIRST BIDDER</p> <p>Mr. / Ms. _____</p> <p>Address _____</p> <p>Tel. No (with STD code) / Mobile _____ Email _____</p>																																																																													
<p>SUB-BROKER'S / SUB-AGENT'S STAMP & CODE</p>		<p>ESCROW BANK/SCSB BRANCH STAMP & CODE</p>		<p>2. PAN OF SOLE / FIRST BIDDER</p> <p>_____</p>																																																																													
<p>BANK BRANCH SERIAL NO.</p>		<p>SCSB SERIAL NO.</p>		<p>3. BIDDER'S DEPOSITORY ACCOUNT DETAILS <input type="checkbox"/> NSDL <input type="checkbox"/> CDSL</p> <p>For NSDL enter 8 digit DP ID followed by 8 digit Client ID / For CDSL enter 16 digit Client ID</p>																																																																													
<p>4. BID OPTIONS (ONLY RETAIL INDIVIDUAL BIDDERS CAN BID AT "CUT-OFF")</p> <table border="1" style="width:100%; border-collapse: collapse;"> <thead> <tr> <th rowspan="2">Bid Options</th> <th colspan="8">No. of Equity Shares: Bid (In Figures) (Bids must be in multiples of Bid Lot as advertised)</th> <th colspan="4">Price per Equity Share (₹) "Cut-off" (Price in multiples of ₹ 1/- only) (In Figures)</th> <th rowspan="2">"Cut-off" (Please tick)</th> </tr> <tr> <th>8</th><th>7</th><th>6</th><th>5</th><th>4</th><th>3</th><th>2</th><th>1</th> <th>3</th><th>2</th><th>1</th> <th>3</th><th>2</th><th>1</th> </tr> </thead> <tbody> <tr> <td>Option 1</td> <td></td><td></td><td></td><td></td><td></td><td></td><td></td><td></td> <td></td><td></td><td></td> <td></td><td></td><td></td> <td><input type="checkbox"/></td> </tr> <tr> <td>(OR) Option 2</td> <td></td><td></td><td></td><td></td><td></td><td></td><td></td><td></td> <td></td><td></td><td></td> <td></td><td></td><td></td> <td><input type="checkbox"/></td> </tr> <tr> <td>(OR) Option 3</td> <td></td><td></td><td></td><td></td><td></td><td></td><td></td><td></td> <td></td><td></td><td></td> <td></td><td></td><td></td> <td><input type="checkbox"/></td> </tr> </tbody> </table>		Bid Options	No. of Equity Shares: Bid (In Figures) (Bids must be in multiples of Bid Lot as advertised)								Price per Equity Share (₹) "Cut-off" (Price in multiples of ₹ 1/- only) (In Figures)				"Cut-off" (Please tick)	8	7	6	5	4	3	2	1	3	2	1	3	2	1	Option 1															<input type="checkbox"/>	(OR) Option 2															<input type="checkbox"/>	(OR) Option 3															<input type="checkbox"/>	<p>5. CATEGORY</p> <p><input type="checkbox"/> Retail Individual Bidder</p> <p><input type="checkbox"/> Non-Institutional Bidder</p> <p><input type="checkbox"/> QIB</p>		<p>6. INVESTOR STATUS</p> <p><input type="checkbox"/> Individual(s) - IND</p> <p><input type="checkbox"/> Hinds Undivided Family* - HUF</p> <p><input type="checkbox"/> Bodies Corporate - CO</p> <p><input type="checkbox"/> Banks & Financial Institutions - FI</p> <p><input type="checkbox"/> Mutual Funds - MF</p> <p><input type="checkbox"/> Non-Resident Indians - NRI (Non-Repatriation basis)</p> <p><input type="checkbox"/> National Investment Fund - NIF</p> <p><input type="checkbox"/> Insurance Funds - IF</p> <p><input type="checkbox"/> Insurance Companies - IC</p> <p><input type="checkbox"/> Venture Capital Funds - VCF</p> <p><input type="checkbox"/> Alternative Investment Funds - AIF</p> <p><input type="checkbox"/> Others (Please specify) - OTH</p> <p><small>* HUF should apply only through Exra (Application by HUF would be treated on par with Individual)</small></p>	
Bid Options	No. of Equity Shares: Bid (In Figures) (Bids must be in multiples of Bid Lot as advertised)								Price per Equity Share (₹) "Cut-off" (Price in multiples of ₹ 1/- only) (In Figures)				"Cut-off" (Please tick)																																																																				
	8	7	6	5	4	3	2	1	3	2	1	3		2	1																																																																		
Option 1															<input type="checkbox"/>																																																																		
(OR) Option 2															<input type="checkbox"/>																																																																		
(OR) Option 3															<input type="checkbox"/>																																																																		
<p>7. PAYMENT DETAILS PAYMENT OPTION : FULL PAYMENT <input type="checkbox"/> PART PAYMENT <input type="checkbox"/></p> <p>Amount paid (₹ in figures) _____ (₹ in words) _____</p> <p>ASBA Bank A/c No. _____</p> <p>Bank Name & Branch _____</p>																																																																																	
<p><small>I/WE (ON BEHALF OF JOINT APPLICANTS, IF ANY) HEREBY CONFIRM THAT I/WE HAVE READ AND UNDERSTOOD THE TERMS AND CONDITIONS OF THIS BID CUM APPLICATION FORM AND THE ATTACHED ABRIEVED PROSPECTUS AND THE GENERAL INFORMATION DOCUMENT FOR INVESTING IN PUBLIC ISSUES ("GID") AND HEREBY AGREE AND CONFIRM THE "BIDDERS UNDERTAKING" AS GIVEN OVERLEAF. I/WE (ON BEHALF OF JOINT APPLICANTS, IF ANY) HEREBY CONFIRM THAT I/WE HAVE READ THE INSTRUCTIONS FOR FILLING UP THE BID CUM APPLICATION FORM GIVEN OVERLEAF.</small></p>																																																																																	
<p>8A. SIGNATURE OF SOLE/ FIRST BIDDER</p> <p>_____</p> <p>Date : _____</p>		<p>8B. SIGNATURE OF ASBA BANK ACCOUNT HOLDER(S) (AS PER BANK RECORDS)</p> <p>I/We authorize the SCSB to do all acts as are necessary to make the Application in the line</p> <p>1) _____</p> <p>2) _____</p> <p>3) _____</p>		<p>BROKER / SCSB / DP / RTA STAMP (Acknowledging upload of Bid in Stock Exchange system)</p>																																																																													
<p>TEAR HERE</p>																																																																																	
<p>LOGO</p>	<p>XYZ LIMITED</p> <p>INITIAL PUBLIC ISSUE - R</p>	<p>Acknowledgement Slip for Broker/SCSB/ DP/RTA</p>	<p>Bid cum Application Form No. _____</p>	<p>PAN of Sole / First Bidder _____</p>																																																																													
<p>DPID / CLID _____</p>		<p>Amount paid (₹ in figures) _____ Bank & Branch _____</p>		<p>Stamp & Signature of SCSB Branch _____</p>																																																																													
<p>ASBA Bank A/c No. _____</p>		<p>Received from Mr./Ms. _____</p>		<p>Telephone / Mobile _____ Email _____</p>																																																																													
<p>TEAR HERE</p>																																																																																	
<p>XYZ LIMITED - INITIAL PUBLIC ISSUE - R</p>	<table border="1" style="width:100%; border-collapse: collapse;"> <thead> <tr> <th></th> <th>Option 1</th> <th>Option 2</th> <th>Option 3</th> </tr> </thead> <tbody> <tr> <td>No. of Equity Shares</td> <td></td><td></td><td></td> </tr> <tr> <td>Bid Price</td> <td></td><td></td><td></td> </tr> <tr> <td>Amount Paid (₹)</td> <td></td><td></td><td></td> </tr> </tbody> </table>			Option 1	Option 2	Option 3	No. of Equity Shares				Bid Price				Amount Paid (₹)				<p>Stamp & Signature of Broker / SCSB / DP / RTA _____</p>		<p>Name of Sole / First Bidder _____</p>																																																												
	Option 1	Option 2	Option 3																																																																														
No. of Equity Shares																																																																																	
Bid Price																																																																																	
Amount Paid (₹)																																																																																	
<p>ASBA Bank A/c No. _____</p> <p>Bank & Branch _____</p>		<p>Acknowledgement Slip for Bidder</p>		<p>Bid cum Application Form No. _____</p>																																																																													

4.1.1 FIELD NUMBER 1: NAME AND CONTACT DETAILS OF THE SOLE/ FIRST BIDDER

- (a) Bidders/ Applicants should ensure that the name provided in this field is exactly the same as the name in which the Depository Account is held.
- (b) **Mandatory Fields:** Bidders/ Applicants should note that the name and address fields are compulsory and Email and/ or telephone number/ mobile number fields are optional. Bidders/ Applicants should note that the contact details mentioned in the Bid-cum Application Form/ Application Form may be

used to dispatch communications(including refund intimations and letters notifying the unblocking of the bank accounts of ASBA Bidders) in case the communication sent to the address available with the Depositories are returned undelivered or are not available. The contact details provided in the Bid cum Application Form may be used by the Issuer, Designated Intermediaries and the registrar to the Issue only for correspondence(s) related to an Issue and for no other purposes.

- (c) **Joint Bids/ Applications:** In the case of Joint Bids/ Applications, the Bids/ Applications should be made in the name of the Bidder/ Applicant whose name appears first in the Depository account. The name so entered should be the same as it appears in the Depository records. The signature of only such first Bidder/ Applicant would be required in the Bid cum Application Form/ Application Form and such first Bidder/ Applicant would be deemed to have signed on behalf of the joint holders. All communications may be addressed to such Bidder/ Applicant and may be dispatched to his or her address as per the Demographic Details received from the Depositories.
- (d) **Impersonation:** Attention of the Bidders/ Applicants is specifically drawn to the provisions of sub-section (1) of Section 38 of the Companies Act, 2013 which is reproduced below:

“Any person who:

- (a) *makes or abets making of an application in a fictitious name to a company for acquiring, or subscribing for, its securities; or*
- (b) *makes or abets making of multiple applications to a company in different names or in different combinations of his name or surname for acquiring or subscribing for its securities; or*
- (c) *otherwise induces directly or indirectly a company to allot, or register any transfer of, securities to him, or to any other person in a fictitious name*

shall be liable for action under Section 447.”

The liability prescribed under Section 447 of the Companies Act, 2013 includes imprisonment for a term which shall not be less than six months extending up to 10 years (provided that where the fraud involves public interest, such term shall not be less than three years) and fine of an amount not less than the amount involved in the fraud, extending up to three times of such amount.

- (e) **Nomination Facility to Bidder/ Applicant:** Nomination facility is available in accordance with the provisions of Section 72 of the Companies Act, 2013. In case of Allotment of the Equity Shares in dematerialised form, there is no need to make a separate nomination as the nomination registered with the Depository may prevail. For changing nominations, the Bidders/ Applicants should inform their respective DP.

4.1.2 **FIELD NUMBER 2: PAN OF SOLE/ FIRST BIDDER/ APPLICANT**

- (a) PAN (of the sole/ first Bidder/ Applicant) provided in the Bid cum Application Form/ Application Form should be exactly the same as the PAN of the person(s) in whose name the relevant beneficiary account is held as per the Depositories’ records.
- (b) PAN is the sole identification number for participants transacting in the securities market irrespective of the amount of transaction except for Bids/ Applications on behalf of the Central or State Government, Bids/ Applications by officials appointed by the courts and Bids/ Applications by Bidders/ Applicants residing in Sikkim (“PAN Exempted Bidders/ Applicants”). Consequently, all Bidders/ Applicants, other than the PAN Exempted Bidders/ Applicants, are required to disclose their PAN in the Bid cum Application Form/ Application Form, irrespective of the Bid/ Application Amount. Bids/Applications by the Bidders/ Applicants whose PAN is not available as per the Demographic Details available in their Depository records, are liable to be rejected.
- (c) The exemption for the PAN Exempted Bidders/ Applicants is subject to (a) the Demographic Details received from the respective Depositories confirming the exemption granted to the beneficiary owner by a suitable description in the PAN field and the beneficiary account remaining in “active status”; and (b) in the case of residents of Sikkim, the address as per the Demographic Details evidencing the same.

- (d) Bid cum Application Forms which provide the GIR Number instead of PAN may be rejected.
- (e) Bids by Bidders whose demat accounts have been 'suspended for credit' are liable to be rejected pursuant to the circular issued by SEBI on July 29, 2010, bearing number CIR/ MRD/ DP/ 22/ 2010. Such accounts are classified as "Inactive demat accounts" and Demographic Details are not provided by depositories.

4.1.3 **FIELD NUMBER 3: BIDDERSDEPOSITORY ACCOUNT DETAILS**

- (a) Bidders should ensure that DP ID and the Client ID are correctly filled in the Bid cum Application Form. The DP ID and Client ID provided in the Bid cum Application Form should match with the DP ID and Client ID available in the Depository database, **otherwise, the Bid cum Application Form is liable to be rejected.**
- (b) Bidders should ensure that the beneficiary account provided in the Bid cum Application Form is active.
- (c) Bidders should note that on the basis of the PAN, DP ID and Client ID as provided in the Bid cum Application Form, the Bidder may be deemed to have authorised the Depositories to provide to the Registrar to the Issue, any requested Demographic Details of the Bidder/ Applicant as available on the records of the depositories. These Demographic Details may be used, among other things, for any other correspondence(s) related to an Issue.
- (d) Bidders are, advised to update any changes to their Demographic Details as available in the records of the Depository Participant to ensure accuracy of records. Any delay resulting from failure to update the Demographic Details would be at the Bidders/ Applicants' sole risk.

4.1.4 **FIELD NUMBER 4: BID OPTIONS**

- (a) Price or Floor Price or Price Band, minimum Bid Lot and Discount (if applicable) may be disclosed in the Prospectus/ RHP by the Issuer. The Issuer is required to announce the Floor Price or Price Band, minimum Bid Lot and Discount (if applicable) by way of an advertisement in at least one English, one Hindi and one regional newspaper, with wide circulation, at least five Working Days before Bid/Issue Opening Date in case of an IPO, and at least one Working Day before Issue Opening Date in case of an FPO.
- (b) The Bidders may Bid at or above Floor Price or within the Price Band for IPOs/ FPOs undertaken through the Book Building Process. In the case of Alternate Book Building Process for an FPO, the Bidders may Bid at Floor Price or any price above the Floor Price (For further details Bidders may refer to (Section 5.6 (e))
- (c) **Cut-Off Price:** Retail Individual Bidders or Retail Individual Shareholders can Bid at the Cut-off Price indicating their agreement to Bid for and purchase the Equity Shares at the Issue Price as determined at the end of the Book Building Process. Bidding at the Cut-off Price is prohibited for QIBs and NIBs and such Bids from QIBs and NIBs may be rejected.
- (d) **Minimum Application Value and Bid Lot:** The Issuer in consultation with the Managers may decide the minimum number of Equity Shares for each Bid to ensure that the minimum application value is within the range of ₹ 10,000 to ₹ 15,000. The minimum Bid Lot is accordingly determined by an Issuer on basis of such minimum application value.
- (e) **Allotment:** The Allotment of specified securities to each RIB shall not be less than the minimum Bid Lot, subject to availability of shares in the RIB category, and the remaining available shares, if any, shall be Allotted on a proportionate basis. For details of the Bid Lot, Bidders may refer to the RHP/ Prospectus or the advertisement regarding the Price Band published by the Issuer.

4.1.4.1 **Maximum and Minimum Bid Size**

- (a) The Bidder may Bid for the desired number of Equity Shares at a specific price. Bids by Retail Individual Bidders and Retail Individual Shareholders must be for such number of shares, so as to ensure that the Bid Amount less Discount (as applicable), payable by the Bidder does not exceed ₹

200,000.

In case the Bid Amount exceeds ₹ 200,000 due to revision of the Bid or any other reason, the Bid may be considered for allocation under the Non-Institutional Category (with it not being eligible for Discount, if any) then such Bid may be rejected if it is at the Cut-off Price.

For NRIs, a Bid Amount of up to ₹ 200,000 may be considered under the Retail Category for the purposes of allocation and a Bid Amount exceeding ₹ 200,000 may be considered under the Non-Institutional Category for the purposes of allocation.

- (b) Bids by QIBs and NIBs must be for such minimum number of shares, such that the Bid Amount exceeds ₹ 200,000 and in multiples of such number of Equity Shares thereafter, as may be disclosed in the Bid cum Application Form and the RHP/ Prospectus, or as advertised by the Issuer, as the case may be. Non-Institutional Investors and QIBs are not allowed to Bid at 'Cut-off Price'.
- (c) RIB may revise or withdraw their Bids until Bid/Issue Closing Date. . QIBs and NIB's cannot withdraw or lower their Bids (in terms of quantity of Equity Shares or the Bid Amount) at any stage after Bidding and are required to pay the Bid Amount upon submission of the Bid.
- (d) In case the Bid Amount reduces to ₹ 200,000 or less due to a revision of the Price Band, Bids by the Non-Institutional Bidders who are eligible for allocation in the Retail Category would be considered for allocation under the Retail Category.
- (e) For Anchor Investors, if applicable, the Bid Amount shall be at least ₹ 100 million. One-third of the Anchor Investor Category shall be reserved for domestic Mutual Funds, subject to valid Bids being received from domestic Mutual Funds at or above the price at which allocation is being done to other Anchor Investors. Bids by various schemes of a Mutual Fund shall be aggregated to determine the Bid Amount. A Bid cannot be submitted for more than 60% of the QIB Category under the Anchor Investor Portion. Anchor Investors cannot withdraw their Bids or lower the size of their Bids (in terms of quantity of Equity Shares or the Bid Amount) at any stage after the Anchor Investor Bid/Issue Period and are required to pay the Bid Amount at the time of submission of the Bid. In case the Anchor Investor Issue Price is lower than the Issue Price, the balance amount shall be payable as per the pay-in-date mentioned in the revised CAN. In case the Issue Price is lower than the Anchor Investor Issue Price, the amount in excess of the Issue Price paid by the Anchor Investors shall not be refunded to them.
- (f) A Bid cannot be submitted for more than the Issue size.
- (g) The maximum Bid by any Bidder including QIB Bidder should not exceed the investment limits prescribed for them under the applicable laws.
- (h) The price and quantity options submitted by the Bidder in the Bid cum Application Form may be treated as optional bids from the Bidder and may not be cumulated. After determination of the Issue Price, the highest number of Equity Shares Bid for by a Bidder at or above the Issue Price may be considered for Allotment and the rest of the Bid(s), irrespective of the Bid Amount may automatically become invalid. If there is/are one or more bids at prices at or above the Issue Price, the Bid for the highest number of equity Shares shall be considered for Allotment This is not applicable in case of FPOs undertaken through Alternate Book Building Process (For details of Bidders may refer to (Section 5.6 (e))

4.1.4.2 Multiple Bids

- (a) Bidder should submit only one Bid cum Application Form. Bidder shall have the option to make a maximum of Bids at three different price levels in the Bid cum Application Form and such options are not considered as multiple Bids.
- (b) Submission of a second Bid cum Application Form to either the same or to another Designated Intermediary and duplicate copies of Bid cum Application Forms bearing the same application number shall be treated as multiple Bids and are liable to be rejected.

- (c) Bidders are requested to note the following procedures may be followed by the Registrar to the Issue to detect multiple Bids:
- (i) All Bids may be checked for common PAN as per the records of the Depository. For Bidders other than Mutual Funds and FII sub-accounts, Bids bearing the same PAN may be treated as multiple Bids by a Bidder and may be rejected.
 - (ii) For Bids from Mutual Funds and FII sub-accounts, submitted under the same PAN, as well as Bids on behalf of the PAN Exempted Bidders, the Bid cum Application Forms may be checked for common DP ID and Client ID. Such Bids which have the same DP ID and Client ID may be treated as multiple Bids and are liable to be rejected.
- (d) The following Bids may not be treated as multiple Bids:
- (i) Bids by Reserved Categories Bidding in their respective Reservation Category as well as bids made by them in the Net Issue Category in public category.
 - (ii) Separate Bids by Mutual Funds in respect of more than one scheme of the Mutual Fund provided that the Bids clearly indicate the scheme for which the Bid has been made.
 - (iii) Bids by Mutual Funds, and sub-accounts of FIIs (or FIIs and its sub-accounts) submitted with the same PAN but with different beneficiary account numbers, Client IDs and DP IDs.
 - (iv) Bids by Anchor Investors under the Anchor Investor Category and the QIB Category.

4.1.5 **FIELD NUMBER 5 : CATEGORY OF BIDDERS**

- (a) The categories of Bidders identified as per the SEBI ICDR Regulations, for the purpose of Bidding, allocation and Allotment in the Issue are RIBs, NIBs and QIBs.
- (b) Up to 60% of the QIB Category can be allocated by the Issuer, on a discretionary basis subject to the criteria of minimum and maximum number of Anchor Investors based on allocation size, to the Anchor Investors, in accordance with the SEBI ICDR Regulations, with one-third of the Anchor Investor Category reserved for domestic Mutual Funds subject to valid Bids being received at or above the Issue Price. For details regarding allocation to Anchor Investors, Bidders may refer to the RHP/ Prospectus.
- (c) An Issuer can make reservation for certain categories of Bidders as permitted under the SEBI ICDR Regulations. For details of any reservations made in the Issue, Bidders/ Applicants may refer to the RHP/ Prospectus.
- (d) The SEBI ICDR Regulations, specify the allocation or Allotment that may be made to various categories of Bidders in an Issue depending upon compliance with the eligibility conditions. Details pertaining to allocation are disclosed on reverse side of the Revision Form. For Issue specific details in relation to allocation Bidder may refer to the RHP/ Prospectus.

4.1.6 **FIELD NUMBER 6: INVESTOR STATUS**

- (a) Each Bidder should check whether it is eligible to apply under applicable law and ensure that any prospective Allotment to it in the Issue is in compliance with the investment restrictions under applicable law.
- (b) Certain categories of Bidders, such as NRIs, FIIs, FPIs and FVCIs may not be allowed to Bid in the Issue or hold Equity Shares exceeding certain limits specified under applicable law. Bidders are requested to refer to the RHP/ Prospectus for more details.
- (c) Bidders/ Applicants should check whether they are eligible to apply on non-repatriation basis or repatriation basis and should accordingly provide the investor status. Details regarding investor status are different in the Resident Bid cum Application Form and Non-Resident Bid cum Application Form.
- (d) Bidders should ensure that their investor status is updated in the Depository records.

4.1.7 **FIELD NUMBER 7: PAYMENT DETAILS**

- (a) The full Bid Amount (net of any Discount, as applicable) shall be blocked in the ASBA Account based on the authorisation provide in the ASBA Form. If the Discount is applicable in the Issue, the RIBs should indicate the full Bid Amount in the Bid cum Application Form and the funds shall be blocked for Bid Amount net of Discount. Only in cases where the RHP/ Prospectus indicates that part payment may be made, such an option can be exercised by the Bidder. In case of Bidders specifying more than one Bid Option in the Bid cum Application Form, the total Bid Amount may be calculated for the highest of three options at net price, i.e. Bid price less Discount issued, if any.
- (b) Bidders who Bid at Cut-off Price shall arrange to block the Bid Amount based on the Cap Price.
- (c) All Bidders (except Anchor Investors) have to participate in the Issue only through the ASBA mechanism.
- (d) Bid Amount cannot be paid in cash, cheques, or demand drafts, through money order or through postal order.

4.1.7.1 **Additional Payment Instructions for NRIs**

4.1.7.2 The Non-Resident Indians who intend to make payment through Non-Resident Ordinary (NRO) accounts shall use the form meant for Resident Indians (non-repatriation basis). In the case of Bids by NRIs applying on a repatriation basis, payment shall not be accepted out of NRO Account.

4.1.7.3 **Instructions for Anchor Investors**

- (a) Anchor Investors may submit their Bids through a Book Running Lead Manager.
- (b) Payments should be made either by RTGS, direct credit or NEFT.
- (c) The Escrow Collection Banks shall maintain the monies in the Escrow Accounts for and on behalf of the Anchor Investors until the Designated Date.

4.1.7.4 **Payment Instructions for ASBA Bidders**

- (a) Bidders, except Anchor Investors, may submit the ASBA Form either:
 - i. in electronic mode through the internet banking facility issued by an SCSB authorizing blocking of funds that are available in the ASBA account specified in the Bid cum Application Form, or
 - ii. in physical mode to any Designated Intermediary.
- (b) Bidders must specify the Bank Account number in the ASBA Form. The ASBA Form submitted by a Bidder and which is accompanied by cash, demand draft, cheque, money order, postal order or any mode of payment other than blocked amounts in the ASBA Account maintained with an SCSB, may not be accepted.
- (c) Bidders should ensure that the ASBA Form is also signed by the ASBA Account holder(s) if the Bidder is not the ASBA Account holder.
- (d) Bidders shall note that for the purpose of blocking funds under ASBA facility clearly demarcated funds shall be available in the account.
- (e) From one ASBA Account, a maximum of five Bids cum Application Forms can be submitted.
- (f) Bidders should submit the Bid cum Application Form only at the Bidding Centres, i.e. to the respective member of the Syndicate at the Specified Locations, the SCSBs, the Registered Broker at the Broker Centres, the RTA at the Designated RTA Locations or CDP at the Designated CDP Locations.

- (g) Bidders Bidding through a Designated Intermediary, other than an SCSB, should note that ASBA Forms submitted them may not be accepted, if the SCSB where the ASBA Account, as specified in the ASBA Form, is maintained has not named at least one branch at that location for the Designated Intermediaries to deposit ASBA Forms.
- (h) Bidders Bidding directly through the SCSBs should ensure that the ASBA Form is submitted to a Designated SCSB Branch where the ASBA Account is maintained.
- (i) Upon receipt of the ASBA Form, the Designated SCSB Branch may verify if sufficient funds equal to the Bid Amount are available in the ASBA Account, as mentioned in the ASBA Form.
- (j) If sufficient funds are available in the ASBA Account, the SCSB may block an amount equivalent to the Bid Amount mentioned in the ASBA Form and for application directly submitted to SCSB by investor, may enter each Bid option into the electronic bidding system as a separate Bid.
- (k) If sufficient funds are not available in the ASBA Account, the Designated SCSB Branch may not accept such Bids and such bids are liable to be rejected.
- (l) Upon submission of a completed ASBA Form each Bidder may be deemed to have agreed to block the entire Bid Amount and authorized the Designated SCSB Branch to block the Bid Amount specified in the ASBA Form in the ASBA Account maintained with the SCSBs.
- (m) The Bid Amount may remain blocked in the aforesaid ASBA Account until finalisation of the Basis of Allotment and consequent transfer of the Bid Amount against the Allotted Equity Shares to the Public Issue Accounts, or until withdrawal or failure of the Issue, or until withdrawal or rejection of the Bid, as the case may be.
- (n) SCSBs Bidding in the Issue must apply through an Account maintained with any other SCSB; else their Bids are liable to be rejected.

4.1.7.2.1 Unblocking of ASBA Account

- (a) Once the Basis of Allotment is approved by NSE, the Registrar to the Issue may provide the following details to the controlling branches of each SCSB, along with instructions to unblock the relevant bank accounts and for successful applications transfer the requisite money to the Public Issue Accounts designated for this purpose, within the specified timelines: (i) the number of Equity Shares to be Allotted against each Bid, (ii) the amount to be transferred from the relevant bank account to the Public Issue Account, for each Bid, (iii) the date by which funds referred to in (iv) above may be transferred to the Public Issue Accounts, and (v) details of rejected Bids, if any, to enable the SCSBs to unblock the respective bank accounts.
- (b) On the basis of instructions from the Registrar to the Issue, the SCSBs may transfer the requisite amount against each successful Bidder other than Anchor Investors to the Public Issue Account and may unblock the excess amount, if any, in the ASBA Account.
- (c) In the event of withdrawal or rejection of the ASBA Form and for unsuccessful Bids, the Registrar to the Issue may give instructions to the SCSB to unblock the Bid Amount in the relevant ASBA Account within six Working Days of the Issue Closing Date.

4.1.7.5 Discount (if applicable)

- (a) The Discount is stated in absolute rupee terms.
- (b) Bidders applying under RIB Category, Retail Individual Shareholder and are only eligible for discount. For Discounts issued in the Issue, Bidders may refer to the RHP/ Prospectus.
- (c) The Bidders entitled to the applicable Discount in the Issue may block the Bid Amount less Discount.

- (d) Bidder may note that in case the net amount blocked (post Discount) is more than two lakh Rupees, the Bidding system automatically considers such applications for allocation under Non-Institutional Category. These applications are neither eligible for Discount nor fall under RIB category.

4.1.8 **FIELD NUMBER 8: SIGNATURES AND OTHER AUTHORISATIONS**

- (a) Only the First Bidder is required to sign the Bid cum Application Form. Bidders should ensure that signatures are in one of the languages specified in the Eighth Schedule to the Constitution of India.
- (b) If the ASBA Account is held by a person or persons other than the Bidder, then the signature of the ASBA Account holder(s) is also required.
- (c) The signature has to be correctly affixed in the authorization/ undertaking box in the ASBA Form, or an authorisation has to be provided to the SCSB via the electronic mode, for blocking funds in the ASBA Account equivalent to the Bid Amount mentioned in the ASBA Form.
- (d) Bidders/ Applicants must note that Bid cum Application Form without signature of Bidder/ Applicant and/ or ASBA Account holder is liable to be rejected.

4.1.9 **ACKNOWLEDGEMENT AND FUTURE COMMUNICATION**

- (a) Bidders should ensure that they receive the Acknowledgment Slip duly signed and stamped by the Designated Intermediary, as applicable, for submission of the ASBA Form.
- (b) All communications in connection with Bids/Applications made in the Issue may be addressed as under:
 - (i) In case of queries related to Allotment, non-receipt of Allotment Advice, credit of Allotted Equity Shares, refund intimations, the Bidders should contact the Registrar to the Issue.
 - (ii) In case of Bids submitted to the Designated Branches of the SCSBs, the Bidders should contact the relevant Designated SCSB Branch.
 - (iii) In case of queries relating to uploading of Bids by a Syndicate Member, the Bidders should contact the relevant Syndicate Member.
 - (iv) In case of queries relating to uploading of Bids by a Registered Broker, the Bidders should contact the relevant Registered Broker.
 - (v) In case of Bids submitted to the RTA, the Bidders should contact the relevant RTA.
 - (vi) In case of Bids submitted to the CDP, the Bidders should contact the relevant DP.
 - (vii) Bidder may contact the Company Secretary and Compliance Officer or the BRLM(s) in case of any other complaints in relation to the Issue.
- (c) The following details (as applicable) should be quoted while making any queries –
 - (i) full name of the sole or First Bidder, Bid cum Application Form number, Bidders' DP ID, Client ID, PAN, number of Equity Shares applied for, amount paid on application.
 - (ii) name and address of the Designated Intermediary, where the Bid was submitted;
 - (iii) in case of Bids other than from Anchor Investors, ASBA Account number in which

the amount equivalent to the Bid Amount was blocked; or

- (iv) in case of Bids by Anchor Investor, details of direct credit and name of the issuing bank thereof.

For further details, Bidder may refer to the RHP/Prospectus and the Bid cum Application Form.

4.2 INSTRUCTIONS FOR FILLING THE REVISION FORM

- (a) During the Bid/Issue Period, any Bidder (other than QIBs and NIBs, who can only revise their bid upwards) who has registered his or her interest in the Equity Shares at a particular price level is free to revise his or her Bid within the Price Band using the Revision Form, which is a part of the Bid cum Application Form.
- (b) RIB may revise their bids or withdraw their Bids on or before the Bid/Issue Closing Date.
- (c) Revisions can be made in both the desired number of Equity Shares and the Bid Amount by using the Revision Form.
- (d) The Bidder can make this revision any number of times during the Issue Period. However, for any revision(s) in the Bid, the Bidders will have to use the services of the same Designated Intermediary through which such Bidder/ Applicant had placed the original Bid. Bidders are advised to retain copies of the blank Revision Form and the Bid(s) must be made only in such Revision Form or copies thereof.

A sample revision form is reproduced below:

LOGO	TO, THE BOARD OF DIRECTORS XYZ LIMITED	BOOK BUILT ISSUE ISIN :	Bid cum Application Form No.
------	--	----------------------------------	--

SYNDICATE MEMBER'S STAMP & CODE	BROKER/SCSB/DP/RTA STAMP & CODE	1. NAME & CONTACT DETAILS OF SOLE / FIRST BIDDER Mr./Ms. _____ Address _____ Tel. No (with STD code) / Mobile _____ Email _____
SUB-BROKER'S / SUB-AGENT'S STAMP & CODE	ESCROW BANK/SCSB BRANCH STAMP & CODE	2. PAN OF SOLE / FIRST BIDDER _____
BANK BRANCH SERIAL NO.	SCSB SERIAL NO.	3. BIDDER'S DEPOSITORY ACCOUNT DETAILS NSDL <input type="checkbox"/> CDSL <input type="checkbox"/> For NSDL enter 8 digit DP ID followed by 8 digit Client ID / For CDSL enter 16 digit Client ID

PLEASE CHANGE MY BID

4. FROM (AS PER LAST BID OR REVISION)												
Bid Options	No. of Equity Shares Bid (Bids must be in multiples of Bid Lot as advertised)								Price per Equity Share (₹) / "Cut-off" (Price in multiples of ₹ 1/- only)			
	(In Figures)								(In Figures)			
	8	7	6	5	4	3	2	1	Bid Price	Retail Discount	Net Price	"Cut-off"
Option 1												<input type="checkbox"/>
(OR) Option 2												<input type="checkbox"/>
(OR) Option 3												<input type="checkbox"/>

5. TO (Revised Bid) (Only Retail Individual Bidders can Bid at "Cut-off")												
Bid Options	No. of Equity Shares Bid (Bids must be in multiples of Bid Lot as advertised)								Price per Equity Share (₹) / "Cut-off" (Price in multiples of ₹ 1/- only)			
	(In Figures)								(In Figures)			
	8	7	6	5	4	3	2	1	Bid Price	Retail Discount	Net Price	"Cut-off"
Option 1												<input type="checkbox"/>
(OR) Option 2												<input type="checkbox"/>
(OR) Option 3												<input type="checkbox"/>

6. PAYMENT DETAILS												
Additional Amount Paid (₹ in figures) _____ (₹ in words) _____										PAYMENT OPTION : FULL PAYMENT <input type="checkbox"/> PART PAYMENT <input type="checkbox"/>		
ASBA Bank A/c No. _____												
Bank Name & Branch _____												

I/WE (ON BEHALF OF JOINT APPLICANTS, IF ANY) HEREBY CONFIRM THAT I/WE HAVE READ AND UNDERSTOOD THE TERMS AND CONDITIONS OF THIS BID REVISION FORM AND THE ATTACHED ABRIDGED PROSPECTUS AND THE GENERAL INFORMATION DOCUMENT FOR INVESTING IN PUBLIC ISSUES ("GID") AND HEREBY AGREE AND CONFIRM THE 'BIDDERS UNDERTAKING' AS GIVEN OVERLEAF. I/WE (ON BEHALF OF JOINT APPLICANTS, IF ANY) HEREBY CONFIRM THAT I/WE HAVE READ THE INSTRUCTIONS FOR FILLING UP THE BID REVISION FORM GIVEN OVERLEAF.

7A. SIGNATURE OF SOLE/ FIRST BIDDER Date : _____	7B. SIGNATURE OF ASBA BANK ACCOUNT HOLDER(s) (AS PER BANK RECORDS) I/We authorize the SCSB to do all acts as are necessary to make the Application in the Issue 1) _____ 2) _____ 3) _____	BROKER / SCSB / DP / RTA STAMP (Acknowledging upload of Bid in Stock Exchange system)
---	---	---

TEAR HERE

LOGO	XYZ LIMITED BID REVISION FORM - INITIAL PUBLIC ISSUE - R	Acknowledgement Slip for Broker/SCSB/ DP/RTA	Bid cum Application Form No.
------	--	---	--

DPID / CLID	PAN of Sole / First Bidder	
Additional Amount Paid (₹)	Bank & Branch	Stamp & Signature of SCSB Branch
ASBA Bank A/c No.		
Received from Mr./Ms. _____		
Telephone / Mobile _____ Email _____		

TEAR HERE

XYZ LIMITED - BID REVISION FORM - INITIAL PUBLIC ISSUE - R	<table border="1" style="width:100%; border-collapse: collapse;"> <tr> <th></th> <th>Option 1</th> <th>Option 2</th> <th>Option 3</th> </tr> <tr> <td>No. of Equity Shares</td> <td></td><td></td><td></td> </tr> <tr> <td>Bid Price</td> <td></td><td></td><td></td> </tr> <tr> <td>Additional Amount Paid (₹)</td> <td></td><td></td><td></td> </tr> </table>		Option 1	Option 2	Option 3	No. of Equity Shares				Bid Price				Additional Amount Paid (₹)				Stamp & Signature of Broker / SCSB / DP / RTA	Name of Sole / First Bidder _____
	Option 1	Option 2	Option 3																
No. of Equity Shares																			
Bid Price																			
Additional Amount Paid (₹)																			
ASBA Bank A/c No. _____				Acknowledgement Slip for Bidder															
Bank & Branch _____				Bid cum Application Form No. 															

Instructions to fill each field of the Revision Form can be found on the reverse side of the Revision Form. Other than instructions already highlighted at paragraph 4.1 above, point wise instructions regarding filling up various fields of the Revision Form are provided below:

4.2.1 FIELDS 1, 2 AND 3: NAME AND CONTACT DETAILS OF SOLE/ FIRST BIDDER, PAN OF

SOLE/ FIRST BIDDER & DEPOSITORY ACCOUNT DETAILS OF THE BIDDER

Bidders should refer to instructions contained in paragraphs 4.1.1, 4.1.2 and 4.1.3.

4.2.2 FIELD 4 & 5: BID OPTIONS REVISION 'FROM' AND 'TO'

- (a) Apart from mentioning the revised options in the Revision Form, the Bidder must also mention the details of all the bid options given in his or her Bid cum Application Form or earlier Revision Form. For example, if a Bidder has Bid for three options in the Bid cum Application Form and such Bidder is changing only one of the options in the Revision Form, the Bidder must still fill the details of the other two options that are not being revised, in the Revision Form. The Designated Intermediaries may not accept incomplete or inaccurate Revision Forms.
- (b) In case of revision, Bid options should be provided by Bidders in the same order as provided in the Bid cum Application Form.
- (c) In case of revision of Bids by RIBs and Retail Individual Shareholders, such Bidders should ensure that the Bid Amount, subsequent to revision, does not exceed ₹ 200,000. In case the Bid Amount exceeds ₹ 200,000 due to revision of the Bid or for any other reason, the Bid may be considered, subject to eligibility, for allocation under the Non-Institutional Category, not being eligible for Discount (if applicable) and such Bid may be rejected if it is at the Cut-off Price. The Cut-off Price option is given only to the RIBs and Retail Individual Shareholders indicating their agreement to Bid for and purchase the Equity Shares at the Issue Price as determined at the end of the Book Building Process.
- (d) In case the total amount (i.e., original Bid Amount plus additional payment) exceeds ₹ 200,000, the Bid will be considered for allocation under the Non-Institutional Category in terms of the RHP/ Prospectus. If, however, the RIB does not either revise the Bid or make additional payment and the Issue Price is higher than the cap of the Price Band prior to revision, the number of Equity Shares Bid for shall be adjusted downwards for the purpose of allocation, such that no additional payment would be required from the RIB and the RIB is deemed to have approved such revised Bid at Cut-off Price.
- (e) In case of a downward revision in the Price Band, RIBs and Bids by under the Reservation Portion, who have bid at the Cut-off Price could either revise their Bid or the excess amount paid at the time of Bidding may be unblocked after the Allotment is finalised.

4.2.3 FIELD 6: PAYMENT DETAILS

- (a) All Bidders are required to authorise blocking of the full Bid Amount (less Discount (if applicable) along with the Bid Revision Form. In case of Bidders specifying more than one Bid Option in the Bid cum Application Form, the total Bid Amount may be calculated for the highest of three options at net price, i.e. Bid price less discount issued, if any.
- (b) Bidder may issue instructions to block the revised amount based on cap of the revised Price Band (adjusted for the Discount (if applicable) in the ASBA Account, to the same Designated Intermediary through whom such Bidder had placed the original Bid to enable the relevant SCSB to block the additional Bid Amount, if any.
- (c) In case the total amount (i.e., original Bid Amount less discount (if applicable) plus additional payment) exceeds ₹ 200,000, the Bid may be considered for allocation under the Non-Institutional Category in terms of the RHP/ Prospectus. If, however, the Bidder does not either revise the Bid or make additional payment and the Issue Price is higher than the cap of the Price Band prior to revision, the number of Equity Shares Bid for may be adjusted downwards for the purpose of Allotment, such that additional amount is required to be blocked and the Bidder is deemed to have approved such revised Bid at the Cut-off Price.
- (d) In case of a downward revision in the Price Band, RIBs and Retail Individual Shareholders, who have bid at the Cut-off Price, could either revise their Bid or the excess amount paid at

the time of Bidding may be unblocked after the finalisation of the Basis of Allotment.

4.2.4 **FIELDS 7 : SIGNATURES AND ACKNOWLEDGEMENTS**

Bidders may refer to instructions contained at paragraphs 4.1.8 and 4.1.9 for this purpose.

4.3 **INSTRUCTIONS FOR FILING APPLICATION FORM IN ISSUES MADE OTHER THAN THROUGH THE BOOK BUILDING PROCESS (FIXED PRICE ISSUE)**

4.3.1 **FIELDS 1, 2, 3 NAME AND CONTACT DETAILS OF SOLE/ FIRST BIDDER, PAN OF SOLE/ FIRST BIDDER& DEPOSITORY ACCOUNT DETAILS OF THE BIDDER**

Applicants should refer to instructions contained in paragraphs 4.1.1, 4.1.2 and 4.1.3.

4.3.2 **FIELD 4: PRICE, APPLICATION QUANTITY & AMOUNT**

- (a) The Issuer may mention the Issue Price or Price Band in the draft Prospectus. However a prospectus registered with RoC contains one price or coupon rate (as applicable).
- (b) **Minimum Application Value and Bid Lot:** The Issuer in consultation with the Managers may decide the minimum number of Equity Shares for each Bid to ensure that the minimum application value is within the range of ₹ 10,000 to ₹ 15,000. The minimum Lot size is accordingly determined by an Issuer on basis of such minimum application value.
- (c) Applications by RIBs and Retail Individual Shareholders, must be for such number of shares so as to ensure that the application amount payable does not exceed ₹ 200,000.
- (d) Applications by other investors must be for such minimum number of shares such that the application amount exceeds ₹ 200,000 and in multiples of such number of Equity Shares thereafter, as may be disclosed in the application form and the Prospectus, or as advertised by the Issuer, as the case may be.
- (e) An application cannot be submitted for more than the Issue size.
- (f) The maximum application by any Applicant should not exceed the investment limits prescribed for them under the applicable laws.
- (g) **Multiple Applications:** An Applicant should submit only one Application Form. Submission of a second Application Form to either the same or other SCSB and duplicate copies of Application Forms bearing the same application number shall be treated as multiple applications and are liable to be rejected.
- (h) Applicants are requested to note the following procedures may be followed by the Registrar to the Issue to detect multiple applications:
 - i. All applications may be checked for common PAN as per the records of the Depository. For Applicants other than Mutual Funds and FII sub-accounts, Bids bearing the same PAN may be treated as multiple applications by a Bidder and may be rejected.
 - ii. For applications from Mutual Funds and FII sub-accounts, submitted under the same PAN, as well as Bids on behalf of the PAN Exempted Applicants, the Application Forms may be checked for common DP ID and Client ID. In any such applications which have the same DP ID and Client ID, these may be treated as multiple applications and may be rejected.
- (i) The following applications may not be treated as multiple Bids:
 - i. Applications by Reserved Categories in their respective reservation portion as well as that made by them in the Net Issue portion in public category.

- ii. Separate applications by Mutual Funds in respect of more than one scheme of the Mutual Fund provided that the Applications clearly indicate the scheme for which the Bid has been made.
- iii. Applications by Mutual Funds, and sub-accounts of FIIs (or FIIs and its sub-accounts) submitted with the same PAN but with different beneficiary account numbers, Client IDs and DP IDs.

4.3.3 FIELD NUMBER 5 : CATEGORY OF APPLICANTS

- (a) The categories of applicants identified as per the SEBI ICDR Regulations for the purpose of Bidding, allocation and Allotment in the Issue are RIBs, individual applicants other than RIB's and other investors (including corporate bodies or institutions, irrespective of the number of specified securities applied for).
- (b) An Issuer can make reservation for certain categories of Applicants permitted under the SEBI ICDR Regulations. For details of any reservations made in the Issue, applicants may refer to the Prospectus.
- (c) The SEBI ICDR Regulations specify the allocation or Allotment that may be made to various categories of applicants in an Issue depending upon compliance with the eligibility conditions. Details pertaining to allocation are disclosed on reverse side of the Revision Form. For Issue specific details in relation to allocation applicant may refer to the Prospectus.

4.3.4 FIELD NUMBER 6: INVESTOR STATUS

Applicants should refer to instructions contained in paragraphs 4.1.6.

4.3.5 FIELD 7: PAYMENT DETAILS

- (a) All Bidders (other than Anchor Investors) are required to only make use of ASBA for applying in the Issue.
- (b) Bid Amount cannot be paid in cash, through money order, cheque, demand draft or through postal order or through stock invest.

4.3.5.5 Payment instructions for Applicants

Applicants should refer to instructions contained in paragraphs 4.1.7.2.

4.3.5.2 Unblocking of ASBA Account

Applicants should refer to instructions contained in paragraphs 4.1.7.2.1.

4.3.5.3 Discount (if applicable)

Applicants should refer to instructions contained in paragraphs 4.1.7.3.

4.3.6 FIELD NUMBER 8: SIGNATURES AND OTHER AUTHORISATIONS & ACKNOWLEDGEMENT AND FUTURE COMMUNICATION

Applicants should refer to instructions contained in paragraphs 4.1.8 & 4.1.9.

4.4.1 SUBMISSION OF BID CUM APPLICATION FORM/ REVISION FORM

Bidders may submit completed Bid-cum-application form/ Revision Form in the following manner:-

Mode of Application	Submission of Bid cum Application Form
Anchor Investor s Application Form	To the Managers of the Syndicate at the locations mentioned in the Anchor Investor Application Form
ASBA Form	(a) To the Syndicate in the Specified Locations or Registered Brokers at the Broker Centres or the RTA at the Designated RTA Location or the CDP at the designated CDP Location . (b) To the Designated SCSB Branches

- (a) Bidders should submit the Revision Form to the same Designated Intermediary through which such Bidder had placed the original Bid.
- (b) Upon submission of the Bid-cum-Application Form, the Bidder will be deemed to have authorized the Issuer to make the necessary changes in the RHP and the Bid cum Application Form as would be required for filing Prospectus with the RoC and as would be required by the RoC after such filing, without prior or subsequent notice of such changes to the relevant Bidder/ Applicant.
- (c) Upon determination of the Issue Price and filing of the Prospectus with the ROC the Bid-cum-Application Form will be considered as the application form.

SECTION 5: ISSUE PROCEDURE IN BOOK BUILT ISSUE

Book Building, in the context of the Issue, refers to the process of collection of Bids within the Price Band or above the Floor Price and determining the Issue Price based on the Bids received as detailed in Schedule XI of the SEBI ICDR Regulations. The Issue Price is finalised after the Bid/Issue Closing Date. Valid Bids received at or above the Issue Price are considered for allocation in the Issue, subject to applicable regulations and other terms and conditions.

5.1 SUBMISSION OF BIDS

- (a) During the Bid/Issue Period, Bidders may approach any of the Designated Intermediaries to register their Bids. Anchor Investors who are interested in subscribing for the Equity Shares should approach the Managers to register their Bid.
- (b) In case of Bidders (excluding NIBs and QIBs) Bidding at Cut-off Price the Bidders may instruct the SCSBs to block Bid Amount based on the Cap Price less discount (if applicable).
- (c) For Details of the timing on acceptance and upload of Bids in the Stock Exchanges Platform Bidders are requested to refer to the RHP.

5.2 ELECTRONIC REGISTRATION OF BIDS

- (a) The Designated Intermediary may register the Bids using the on-line facilities of the Stock Exchanges. The Designated Intermediaries can also set up facilities for off-line electronic registration of Bids, subject to the condition that they may subsequently upload the off-line data file into the on-line facilities for Book Building on a regular basis before the closure of the issue.
- (b) On the Bid/Issue Closing Date, Designated Intermediaries may upload the Bids till such time as may be permitted by the Stock Exchanges and as disclosed in the Red Herring Prospectus.
- (c) Only Bids that are uploaded on the Stock Exchanges Platform are considered for allocation/ Allotment. The Designated Intermediaries (i) are given till 1:00 pm on the next Working Day following the Bid/Issue Closing Date to modify select fields uploaded in the Stock Exchange Platform during the after which the Stock Exchange(s) send the bid information to the Registrar further processing. Bid/Issue Period with respect to the Bidders other than the Bids received from the Retail Individual Bidders and (ii) shall submit the Bid cum Application Form and modification (at periodic intervals) on a day to day basis during the Bid/Issue Period with respect to Bids received from Retail Individual Bidders after which the Stock

Exchange(s) send the bid information to the Registrar to the Issue for further processing.

5.3 BUILD UP OF THE BOOK

- (a) Bids received from various Bidders through the Designated Intermediaries may be electronically uploaded on the Bidding Platform of the Stock Exchanges' on a regular basis. The book gets built up at various price levels. This information may be available with the Managers at the end of the Bid/Issue Period.
- (b) Based on the aggregate demand and price for Bids registered on the Stock Exchanges Platform, a graphical representation of consolidated demand and price as available on the websites of the Stock Exchanges may be made available at the Bidding centres during the Bid/Issue Period.

5.4 WITHDRAWAL OF BIDS

- (a) RIBs can withdraw their Bids until Bid/Issue Closing Date. In case a RIB wishes to withdraw the Bid during the Bid/Issue Period, the same can be done by submitting a request for the same to the concerned Designated Intermediary, who shall do the requisite, including unblocking of the funds by the SCSB in the ASBA Account.
- (b) The Registrar to the Issue shall give instruction to the SCSB for unblocking the ASBA Account upon or after the finalisation of Basis of Allotment. QIBs and NIBs can neither withdraw nor lower the size of their Bids at any stage.

5.5 REJECTION & RESPONSIBILITY FOR UPLOAD OF BIDS

- (a) The Designated Intermediaries are individually responsible for the acts, mistakes or errors or omission in relation to:
 - (i) the Bids accepted by the Designated Intermediaries,
 - (ii) the Bids uploaded by the Designated Intermediaries, and
 - (iii) the Bid cum application forms accepted but not uploaded by the Designated Intermediaries.
- (b) The BRLMs and their affiliate Syndicate Members, as the case may be, may reject Bids if all the information required is not provided and the Bid cum Application Form is incomplete in any respect.
- (c) The SCSBs shall have no right to reject Bids, except in case of unavailability of adequate funds in the ASBA account or on technical grounds.
- (d) In case of QIB Bidders, only the (i) SCSBs (for Bids other than the Bids by Anchor Investors); and (ii) the BRLMs and their affiliate Syndicate Members (only in the Specified Locations) have the right to reject bids. However, such rejection shall be made at the time of receiving the Bid and only after assigning a reason for such rejection in writing.
- (e) All bids by QIBs, NIBs & RIBs Bids can be rejected on technical grounds listed herein.

5.5.1 GROUNDS FOR TECHNICAL REJECTIONS

Bid cum Application Forms can be rejected on the below mentioned technical grounds either at the time of their submission to any of the Managers Designated Intermediaries or at the time of finalisation of the Basis of Allotment. Bidders/ Applicants are advised to note that the Bids/ Applications are liable to be rejected, among other things, on the following grounds, which have been detailed at various places in this GID:

- (a) Bid by persons not competent to contract under the Indian Contract Act, 1872, as amended, (other than minors having valid Depository Account as per Demographic Details provided by Depositories);

- (b) Bids by OCBs;
- (c) In case of partnership firms, Bid for Equity Shares made in the name of the firm. However, a limited liability partnership can apply in its own name;
- (d) In case of Bids under power of attorney or by limited companies, corporate, trust etc., relevant documents are not being submitted along with the Bid cum application form/ Application Form;
- (e) Bids by persons prohibited from buying, selling or dealing in the shares directly or indirectly by SEBI or any other regulatory authority;
- (f) Bids by any person outside India if not in compliance with applicable foreign and Indian laws;
- (g) PAN not mentioned in the Bid cum Application Form except for Bids by or on behalf of the Central or State Government and officials appointed by the court and by the investors residing in the State of Sikkim, provided such claims have been verified by the Depository Participant;
- (h) In case no corresponding record is available with the Depositories that matches the DP ID, the Client ID and the PAN;
- (i) Bids for lower number of Equity Shares than the minimum specified for that category of investors;
- (j) Bids at a price less than the Floor Price & Bids/ Applications at a price more than the Cap Price;
- (k) Bids at Cut-off Price by NIBs and QIBs;
- (l) The amounts mentioned in the Bid cum Application Form do not tally with the amount payable for the value of the Equity Shares Bid for;
- (m) Bids for amounts greater than the maximum permissible amounts prescribed by the regulations;
- (n) Submission of more than five Bid cum Application Forms through a single ASBA Account;
- (o) Bids for number of Equity Shares which are not in multiples Equity Shares which are not in multiples as specified in the RHP;
- (p) Multiple Bids as defined in this GUID and the RHP/ Prospectus;
- (q) Inadequate funds in the bank account to block the Bid Amount specified in the Bid cum Application Form at the time of blocking such Bid Amount in the bank account;
- (r) In case of Anchor Investors, Bids where sufficient funds are not available in Anchor Investor Escrow Accounts as per final certificate from the Escrow Collection Banks;
- (s) Where no confirmation is received from SCSB for blocking of funds;
- (t) Bids by Bidders (other than Anchor Investors) not submitted through ASBA process or Bids/Applications by QIBs (other than Anchor Investors) and Non-Institutional Bidders accompanied with cheque(s) or demand draft(s);
- (u) Bids submitted to a Designated Intermediary at locations other than the Bidding Centres or to the Escrow Collection Banks (assuming that such bank is not an SCSB where the ASBA Account is maintained), to the issuer or the Registrar to the Issue;
- (v) Bids not uploaded on the Stock Exchanges Bidding system; and;

- (w) Bids by SCSBs wherein a separate account in its own name held with any other SCSB is not mentioned as the ASBA Account in the Bid cum Application Form.

5.6 BASIS OF ALLOCATION

- (a) The SEBI ICDR Regulations specify the allocation or Allotment that may be made to various categories of Bidders in an Issue depending on compliance with the eligibility conditions. Certain details pertaining to the percentage of Issue size available for allocation to each category is disclosed overleaf of the Bid cum Application Form and in the RHP/ Prospectus. For details in relation to allocation, the Bidder may refer to the RHP/ Prospectus
- (b) Under-subscription in any category (except QIB Category) is allowed to be met with spill-over from any other category or combination of categories at the discretion of the Issuer and in consultation with the Managers and NSE and in accordance with the SEBI ICDR Regulations. Unsubscribed Category in QIB Category is not available for subscription to other categories.
- (c) In case of under subscription in the Net Issue, spill-over to the extent of such under-subscription may be permitted from the Reserved Category to the Net Issue. For allocation in the event of an under-subscription applicable to the Issuer, Bidders/ Applicants may refer to the RHP.
- (d) **Illustration of the Book Building and Price Discovery Process**

Bidders should note that this example is solely for illustrative purposes and is not specific to the Issue; it also excludes Bidding by Anchor Investors.

Bidders can bid at any price within the Price Band. For instance, assume a Price Band of ₹ 20 to ₹ 24 per share, Issue size of 3,000 Equity Shares and receipt of five Bids from Bidders, details of which are shown in the table below. The illustrative book given below shows the demand for the Equity Shares of the issuer at various prices and is collated from Bids received from various investors.

Bid Quantity	Bid Amount (₹)	Cumulative Quantity	Subscription
500	24	500	16.67%
1,000	23	1,500	50.00%
1,500	22	3,000	100.00%
2,000	21	5,000	166.67%
2,500	20	7,500	250.00%

The price discovery is a function of demand at various prices. The highest price at which the issuer is able to issue the desired number of equity shares is the price at which the book cuts off, i.e., 22.00 in the above example. The issuer, in consultation with the Managers, may finalise the issue price at or below such cut-off price, i.e., at or below 22.00. All Bids at or above this issue price and cut-off bids are valid Bids and are considered for allocation in the respective categories.

- (e) **Alternate Method of Book Building**

In case of FPOs, Issuers may opt for an alternate method of Book Building in which only the Floor Price is specified for the purposes of Bidding (“Alternate Book Building Process”).

The Issuer may specify the Floor Price in the RHP or advertise the Floor Price at least one Working Day prior to the Bid/Issue Opening Date. QIBs may Bid at a price higher than the Floor Price and the Allotment to the QIBs is made on a price priority basis. The Bidder with the highest Bid Amount is allotted the number of Equity Shares Bid for and then the second highest Bidder is Allotted Equity Shares and this process continues until all the Equity Shares have been allotted. RIBs, NIBs are Allotted Equity Shares at the Floor Price and Allotment to these categories of Bidders is made proportionately. If the number of Equity Shares Bid for at

a price is more than available quantity then the Allotment may be done on a proportionate basis. Further, the Issuer may place a cap either in terms of number of specified securities or percentage of issued capital of the Issuer that may be Allotted to a single Bidder, decide whether a Bidder be allowed to revise the bid upwards or downwards in terms of price and/ or quantity and also decide whether a Bidder be allowed single or multiple bids.

SECTION 6: ISSUE PROCEDURE IN FIXED PRICE ISSUE

Applicants may note that there is no Bid cum Application Form in a Fixed Price Issue. As the Issue Price is mentioned in the Fixed Price Issue therefore on filing of the Prospectus with the RoC, the Application so submitted is considered as the application form.

Applicants may only use the specified Application Form for the purpose of making an Application in terms of the Prospectus which may be submitted through the Designated Intermediary.

Applicants may submit an Application Form either in physical form to any of the Designated Intermediaries or in the electronic form to the SCSB or the Designated SCSB Branches of the SCSBs authorising blocking of funds that are available in the bank account specified in the Application Form only (“**ASBA Account**”). The Application Form is also made available on the websites of the Stock Exchanges at least one day prior to the Bid/Issue Opening Date.

In a fixed price Issue, allocation in the net issue to the public category is made as follows: minimum fifty per cent to Retail Individual Bidders; and remaining to (i) individual investors other than Retail Individual Bidders; and (ii) other Applicants including corporate bodies or institutions, irrespective of the number of specified securities applied for. The unsubscribed portion in either of the categories specified above may be allocated to the Applicants in the other category.

For details of instructions in relation to the Application Form, Bidders may refer to the relevant section of the GID.

SECTION 7: ALLOTMENT PROCEDURE AND BASIS OF ALLOTMENT

The Allotment of Equity Shares to Bidders other than Retail Individual Bidders and Anchor Investors may be on proportionate basis. For Basis of Allotment to Anchor Investors, Bidders may refer to RHP/ Prospectus. No Retail Individual Bidder is will be Allotted less than the minimum Bid Lot subject to availability of shares in Retail Individual Bidder Category and the remaining available shares, if any will be Allotted on a proportionate basis. The Issuer is required to receive a minimum subscription of 90% of the Net Issue (excluding any Issue for Sale of specified securities). However, in case the Issue is in the nature of Issue for Sale only, then minimum subscription may not be applicable.

7.1 ALLOTMENT TO RIBs

Bids received from the RIBs at or above the Issue Price may be grouped together to determine the total demand under this category. If the aggregate demand in this category is less than or equal to the Retail Category at or above the Issue Price, full Allotment may be made to the RIBs to the extent of the valid Bids. If the aggregate demand in this category is greater than the allocation to in the Retail Category at or above the Issue Price, then the maximum number of RIBs who can be Allotted the minimum Bid Lot will be computed by dividing the total number of Equity Shares available for Allotment to RIBs by the minimum Bid Lot (“**Maximum RIB Allottees**”). The Allotment to the RIBs will then be made in the following manner:

- (a) In the event the number of RIBs who have submitted valid Bids in the Issue is equal to or less than Maximum RIB Allottees, (i) all such RIBs shall be Allotted the minimum Bid Lot; and (ii) the balance available Equity Shares, if any, remaining in the Retail Category shall be Allotted on a proportionate basis to the RIBs who have received Allotment as per (i) above for the balance demand of the Equity Shares Bid by them (i.e. who have Bid for more than the minimum Bid Lot).
- (b) In the event the number of RIBs who have submitted valid Bids in the Issue is more than Maximum RIB Allottees, the RIBs (in that category) who will then be Allotted minimum Bid

Lot shall be determined on the basis of draw of lots.

7.2 ALLOTMENT TO NIBs

Bids received from NIBs at or above the Issue Price may be grouped together to determine the total demand under this category. The Allotment to all successful NIBs may be made at or above the Issue Price. If the aggregate demand in this category is less than or equal to the Non-Institutional Category at or above the Issue Price, full Allotment may be made to NIBs to the extent of their demand. In case the aggregate demand in this category is greater than the Non-Institutional Category at or above the Issue Price, Allotment may be made on a proportionate basis up to a minimum of the Non-Institutional Portion.

7.3 ALLOTMENT TO QIBs

For the Basis of Allotment to Anchor Investors, Bidders may refer to the SEBI ICDR Regulations or RHP / Prospectus. Bids received from QIBs Bidding in the QIB Category (net of Anchor Portion) at or above the Issue Price may be grouped together to determine the total demand under this category. The QIB Category may be available for Allotment to QIBs who have Bid at a price that is equal to or greater than the Issue Price. Allotment may be undertaken in the following manner:

- (a) In the first instance allocation to Mutual Funds for up to 5% of the QIB Category may be determined as follows: (i) In the event that Bids by Mutual Fund exceeds 5% of the QIB Portion, allocation to Mutual Funds may be done on a proportionate basis for up to 5% of the QIB Portion; (ii) In the event that the aggregate demand from Mutual Funds is less than 5% of the QIB Category then all Mutual Funds may get full Allotment to the extent of valid Bids received above the Issue Price; and (iii) Equity Shares remaining unsubscribed, if any and not allocated to Mutual Funds may be available for Allotment to all QIBs as set out at paragraph 7.4(b) below;
- (b) In the second instance, Allotment to all QIBs may be determined as follows: (i) In the event of oversubscription in the QIB Category, all QIBs who have submitted Bids above the Issue Price may be Allotted Equity Shares on a proportionate basis for up to 95% of the QIB Category; (ii) Mutual Funds, who have received allocation as per (a) above, for less than the number of Equity Shares Bid for by them, are eligible to receive Equity Shares on a proportionate basis along with other QIBs; and (iii) Under-subscription below 5% of the QIB Category, if any, from Mutual Funds, may be included for allocation to the remaining QIBs on a proportionate basis.

7.4 ALLOTMENT TO ANCHOR INVESTOR (IF APPLICABLE)

- (a) Allocation of Equity Shares to Anchor Investors at the Anchor Investor Issue Price will be at the discretion of the Issuer and the Selling Shareholders in consultation with the Managers, subject to compliance with the following requirements:
 - i. not more than 60% of the QIB Category will be allocated to Anchor Investors;
 - ii. one-third of the Anchor Investor Category shall be reserved for domestic Mutual Funds, subject to valid Bids being received from domestic Mutual Funds at or above the price at which allocation is being done to other Anchor Investors; and
 - iii. allocation to Anchor Investors shall be on a discretionary basis and subject to:
 - a maximum number of two Anchor Investors for allocation up to ₹ 100 million;
 - a minimum number of two Anchor Investors and maximum number of 15 Anchor Investors for allocation of more than ₹ 100 million and up to ₹ 2,500 million subject to minimum Allotment of ₹ 50 million per such Anchor Investor; and
 - a minimum number of five Anchor Investors and maximum number of 15 Anchor Investors for allocation of more than ₹ 2,500 million and an additional 10 Anchor Investors for every additional ₹ 2,500 million or part

thereof, subject to minimum Allotment of ₹ 50 million per such Anchor Investor.

- (b) A physical book is prepared by the Registrar on the basis of the Anchor Investor Application Forms received from Anchor Investors. Based on the physical book and at the discretion of the issuer in consultation with the BRLMs, selected Anchor Investors will be sent a CAN and if required, a revised CAN.
- (c) **In the event that the Issue Price is higher than the Anchor Investor Issue Price:** Anchor Investors will be sent a revised CAN within one day of the Pricing Date indicating the number of Equity Shares allocated to such Anchor Investor and the pay-in date for payment of the balance amount. Anchor Investors are then required to pay any additional amounts, being the difference between the Issue Price and the Anchor Investor Issue Price, as indicated in the revised CAN within the pay-in date referred to in the revised CAN. Thereafter, the Allotment Advice will be issued to such Anchor Investors.
- (d) **In the event the Issue Price is lower than the Anchor Investor Issue Price:** Anchor Investors who have been Allotted Equity Shares will directly receive Allotment Advice.

7.5 BASIS OF ALLOTMENT FOR QIBs (OTHER THAN ANCHOR INVESTORS), NIBs AND RESERVED CATEGORY IN CASE OF OVER-SUBSCRIBED ISSUE

In the event of the Issue being over-subscribed, the Issuer may finalise the Basis of Allotment in consultation with NSE in accordance with the SEBI ICDR Regulations.

The allocation may be made in marketable lots, on a proportionate basis as explained below:

- (a) Bidders may be categorized according to the number of Equity Shares applied for;
- (b) The total number of Equity Shares to be Allotted to each category as a whole may be arrived at on a proportionate basis, which is the total number of Equity Shares applied for in that category (number of Bidders in the category multiplied by the number of Equity Shares applied for) multiplied by the inverse of the over-subscription ratio;
- (c) The number of Equity Shares to be Allotted to the successful Bidders may be arrived at on a proportionate basis, which is total number of Equity Shares applied for by each Bidder in that category multiplied by the inverse of the over-subscription ratio;
- (d) In all Bids where the proportionate Allotment is less than the minimum Bid Lot decided per Bidder, the Allotment may be made as follows: the successful Bidders out of the total Bidders for a category may be determined by a draw of lots in a manner such that the total number of Equity Shares Allotted in that category is equal to the number of Equity Shares calculated in accordance with (b) above; and each successful Bidder may be Allotted a minimum of such Equity Shares equal to the minimum Bid Lot finalised by the Issuer;
- (e) If the proportionate Allotment to a Bidder is a number that is more than the minimum Bid lot but is not a multiple of one (which is the marketable lot), the decimal may be rounded off to the higher whole number if that decimal is 0.5 or higher. If that number is lower than 0.5 it may be rounded off to the lower whole number. Allotment to all bidders in such categories may be arrived at after such rounding off; and
- (f) If the Equity Shares allocated on a proportionate basis to any category are more than the Equity Shares Allotted to the Bidders in that category, the remaining Equity Shares available for Allotment may be first adjusted against any other category, where the Allotted Equity Shares are not sufficient for proportionate Allotment to the successful Bidders in that category. The balance Equity Shares, if any, remaining after such adjustment may be added to the category comprising Bidders applying for minimum number of Equity Shares.

7.6 DESIGNATED DATE AND ALLOTMENT OF EQUITY SHARES

- (a) **Designated Date:** On the Designated Date, the Escrow Collection Banks shall transfer the funds represented by allocation of Equity Shares to Anchor Investors from the Escrow Accounts, as per the terms of the Escrow Agreement, into the Public Issue Accounts with the Bankers to the Issue. The balance amount after transfer to the Public Issue Account shall be transferred to the Refund Account. Payments of refund to the Bidders applying in the Anchor Investor Category shall be made from the Refund Account as per the terms of the Escrow Agreement and the RHP. On the Designated Date, the Registrar to the Issue shall instruct the SCSBs to transfer funds represented by allocation of Equity Shares from ASBA Accounts into the Public Issue Account.
- (b) **Issuance of Allotment Advice:** Upon approval of the Basis of Allotment by NSE, the Registrar shall upload the same on its website. On the basis of the approved Basis of Allotment, the Issuer shall pass necessary corporate action to facilitate the Allotment and credit of Equity Shares. Bidders are advised to instruct their Depository Participant to accept the Equity Shares that may be allotted to them pursuant to the Issue.
- Pursuant to confirmation of such corporate actions, the Registrar will dispatch Allotment Advice to the Bidders/ Applicants who have been Allotted Equity Shares in the Issue.
- (c) The dispatch of Allotment Advice shall be deemed a valid, binding and irrevocable contract.
- (d) Issuer will ensure that: (i) the Allotment of Equity Shares; and (ii) credit of Equity Shares to the successful Bidders Depository Account will be completed within six Working Days of the Bid/Issue Closing Date.

SECTION 8: INTEREST AND REFUNDS

8.1 COMPLETION OF FORMALITIES FOR LISTING & COMMENCEMENT OF TRADING

The Issuer shall ensure that all steps for the completion of the necessary formalities for listing and commencement of trading at all the Stock Exchanges are taken within six Working Days of the Bid/Issue Closing Date. The Registrar to the Issue may initiate corporate actions for credit to Equity Shares the beneficiary account with Depositories, and within six Working Days of the Bid/Issue Closing Date.

8.2 GROUNDS FOR REFUND

8.2.1 NON RECEIPT OF LISTING PERMISSION

An Issuer makes an application to the Stock Exchange(s) for permission to deal in/ list and for an official quotation of the Equity Shares. All the Stock Exchanges from where such permission is sought are disclosed in RHP/ Prospectus. NSE may be as disclosed in the RHP/ Prospectus with which the Basis of Allotment may be finalised.

If the Issuer fails to make application to the Stock Exchange(s) or obtain permission for listing of the Equity Shares, in accordance with the provisions of Section 40 of the Companies Act, 2013, the Issuer shall be punishable with a fine which shall not be less than ₹ 5 lakhs but which may extend to ₹ 50 lakhs and every officer of the Issuer who is in default shall be punishable with imprisonment for a term which may extend to one year or with fine which shall not be less than ₹ 50,000 but which may extend to ₹ 3 lakhs, or with both.

If the permissions to deal in and for an official quotation of the Equity Shares are not granted by any of the Stock Exchange(s), the Issuer may forthwith take steps to refund, without interest, all moneys received from Bidders.

If such money is not refunded to the Bidders within the prescribed time after the Issuer becomes liable to repay it, then the Issuer and every director of the Issuer who is an officer in default may, on and from such expiry of such period, be liable to repay the money, with interest at such rate, as disclosed in the RHP/ Prospectus.

8.2.2 NON RECEIPT OF MINIMUM SUBSCRIPTION

If the Issuer does not receive a minimum subscription of 90% of the Net Issue (excluding any issue for sale of specified securities), including devolvement to the Underwriters, the Issuer may forthwith, take steps to unblock the entire subscription amount received within six Working Days of the Bid/Issue Closing Date and repay without interest, all moneys received from Anchor Investors. In case the Issue is in the nature of Issue for Sale only, then minimum subscription may not be applicable. In case of under-subscription in the Issue involving a fresh Issue and the offer for sale, the Equity Shares in the Fresh Issue will be issued prior to the sale of Equity Shares in the Issue for Sale.

If there is a delay beyond the prescribed time after the Issuer becomes liable to pay the amount received from Bidders, then the Issuer and every director of the Issuer who is an officer in default may on and from expiry of 15 days from the Bid/Issue Closing Date, be jointly and severally liable to repay the money, with interest at the rate of 15% per annum in accordance with the Companies (Prospectus and Allotment of Securities) Rules, 2014, as amended.

8.2.3 MINIMUM NUMBER OF ALLOTTEES

The Issuer may ensure that the number of prospective Allottees to whom Equity Shares may be Allotted may not be less than 1,000 failing which the entire application monies may be refunded forthwith.

8.2.4 IN CASE OF ISSUES MADE UNDER COMPULSORY BOOK BUILDING

In case an Issuer not eligible under Regulation 26(1) of the SEBI Regulations comes for an Issue under Regulation 26(2) of SEBI ICDR Regulations but fails to Allot at least 75% of the Net Issue to QIBs, in such case full subscription money is to be refunded.

8.3 MODE OF REFUND

- (a) In case of ASBA Bids: Within six Working Days of the Bid/Issue Closing Date, the Registrar to the Issue may give instructions to SCSBs for unblocking the amount in ASBA Accounts on for unsuccessful Bid and also or for any excess amount blocked on Bidding.
- (b) **In case of Anchor Investors:** Within six Working Days of the Issue Closing Date, the Registrar to the Issue may dispatch the refund orders for all amounts payable to unsuccessful Anchor Investors.
- (c) In case of Anchor Investors, the Registrar to the Issue may obtain from the depositories the bank account details, including the MICR code, on the basis of the DP ID, Client ID and PAN provided by the Anchor Investors in their Anchor Investor Application Forms for refunds. Accordingly, Anchor Investors are advised to immediately update their details as appearing on the records of their depositories. Failure to do so may result in delays in dispatch of refund orders or refunds through electronic transfer of funds, as applicable, and any such delay may be at the Anchor Investors' sole risk and neither the Issuer, the Registrar to the Issue, the Escrow Collection Banks, or the Syndicate, may be liable to compensate the Anchor Investors for any losses caused to them due to any such delay, or liable to pay any interest for such delay. Please note that refunds shall be credited only to the bank account from which the Bid Amount was remitted to the Escrow Bank.

8.3.1 Electronic mode of making refunds for Anchor Investors

The payment of refund, if any, may be done through various electronic modes as mentioned below:

- (a) **NEFT**—Payment of refund may be undertaken through NEFT wherever the branch of the Anchor Investors' bank is NEFT enabled and has been assigned the Indian Financial System Code ("IFSC"), which can be linked to the MICR of that particular branch. The IFSC Code may be obtained from the website of RBI as at a date prior to the date of payment of refund, duly mapped with MICR numbers. Wherever the Anchor Investors have registered their nine-digit MICR number and their bank account number while opening and operating the demat account, the same may be duly mapped with the IFSC Code of that particular bank branch and the payment of refund may be made to the Anchor Investors through this method. In the event NEFT is not operationally feasible, the payment of refunds may be made through any one of the other

modes as discussed in this section;

- (b) **Direct Credit**—Anchor Investors having their bank account with the Refund Banker may be eligible to receive refunds, if any, through direct credit to such bank account;
- (c) **RTGS**— Anchor Investors having a bank account at any of the centres notified by SEBI where clearing houses are managed by the RBI, may have the option to receive refunds, if any, through RTGS.

Please note that refunds through the modes shall be credited only to the bank account from which the Bid Amount was remitted to the Escrow Collection Bank.

For details of levy of charges, if any, for any of the above methods, Anchor Investors may refer to RHP/Prospectus.

8.4 INTEREST IN CASE OF DELAY IN ALLOTMENT OR REFUND

The Issuer may pay interest at the rate of 15% per annum if the refund instructions have not been given to the clearing system in the prescribed manner. Instructions for unblocking of funds in the ASBA Account are not dispatched within 15 days of the Bid/Issue Closing Date.

The Issuer may pay interest at 15% per annum for any delay beyond 15 days from the Bid/Issue Closing Date, if Allotment is not made within the timelines prescribed under applicable law.

SECTION 9: GLOSSARY AND ABBREVIATIONS

Unless the context otherwise indicates or implies, certain definitions and abbreviations used in this document may have the meaning as provided below. References to any legislation, act or regulation may be to such legislation, act or regulation as amended from time to time.

Term	Description
Acknowledgement Slip	The slip or document issued by the Designated Intermediary to a Bidder as proof of registration of the Bid cum Application Form
Allotment/ Allot/ Allotted	The allotment of Equity Shares pursuant to the Issue to successful Bidders/ Applicants
Allotment Advice	Note or advice or intimation of Allotment sent to the Bidders/ Applicants who have been allotted Equity Shares after the Basis of Allotment has been approved by the designated stock exchanges
Allottee	An Bidder/ Applicant to whom the Equity Shares are Allotted
Anchor Investor	A Qualified Institutional Buyer, applying under the Anchor Investor Category in accordance with the requirements specified in the SEBI ICDR Regulations and the Red Herring Prospectus
Anchor Investor Application Form	The form used by an Anchor Investor to make a Bid in the Anchor Investor Portion and which will be considered as an application for Allotment in terms of the Red Herring Prospectus and the Prospectus
Anchor Investor Escrow Accounts	Account opened with the Escrow Collection Bank and in whose favour the Anchor Investors will transfer money through NECS/direct credit/NEFT/RTGS in respect of the Bid Amount when submitting a Bid
Anchor Investor Category	Up to 60% of the QIB Category which may be allocated by the Issuer in consultation with the Managers to Anchor Investors on a discretionary basis One-third of the Anchor Investor Category is reserved for domestic Mutual Funds, subject to valid Bids being received from domestic Mutual Funds at or above the price at which allocation is being done to Anchor Investors
Application Supported by Blocked Amount/ / ASBA	An application, whether physical or electronic, used by Bidders, other than Anchor investors, to make a Bid and authorising an SCSB to block the Bid Amount in the specified bank account maintained with such SCSB
ASBA Account	An account maintained with an SCSB which may be blocked by such SCSBs to the extent of the Bid Amount of the Bidder
ASBA Bidder	All Bidders except Anchor Investors.

Term	Description
ASBA Form	Application form, whether physical or electronic, used by ASBA Bidders which will be considered as the application for Allotment in terms of the Red Herring Prospectus and the Prospectus
Banker(s) to the Issue	The banks which are clearing members and registered with SEBI as Banker to the Issue with whom the Anchor Investors Escrow Accounts for the Anchor Investors may be opened, and as disclosed in the RHP/ Prospectus and Bid cum Application Form of the Issuer
Basis of Allotment	Basis on which the Equity Shares may be Allotted to successful Bidders under the Issue
Bid	An indication to make an issue during the Bid/Issue Period by a prospective Bidder pursuant to submission of Bid cum Application Form or during the Anchor Investor Bid/Issue Period by the Anchor Investors pursuant to submission of the Anchor Investor Application Forms, to subscribe for or purchase the Equity Shares of the Issuer at a price within the Price Band, including all revisions and modifications thereto. In case of issues undertaken through the fixed price process, all references to a Bid should be construed to mean an Application
Bid Amount	The highest value of the optional Bids indicated in the Bid cum Application Form and payable by the Bidder/Applicant upon submission of the Bid (except for Anchor Investors), less discounts (if applicable). In case of issues undertaken through the fixed price process, all references to the Bid Amount should be construed to mean the Application Amount
Bid/Issue Closing Date	The date after which the Syndicate, Registered Brokers, the SCSBs, RTAs, DP as the case may be, may not accept any Bids for the Issue, which may be notified in an English national daily, a Hindi national daily and a regional language newspaper at the place where the registered office of the Issuer is situated, each with wide circulation. Applicants/ bidders may refer to the RHP/ Prospectus for the Issue Closing Date
Bid/Issue Opening Date	The date on which the Syndicate, the SCSBs, RTAs, DP as the case may be, may start accepting Bids for the Issue, which may be the date notified in an English national daily, a Hindi national daily and a regional language newspaper at the place where the registered office of the Issuer is situated, each with wide circulation. Applicants/ bidders may refer to the RHP/ Prospectus for the Issue Opening Date
Bid/Issue Period	Except in the case of Anchor Investors (if applicable), the period between the Issue Opening Date and the Issue Closing Date inclusive of both days and during which prospective Bidders/ Applicants (other than Anchor Investors) can submit their Bids, inclusive of any revisions thereof. The Issuer may consider closing the Issue Period for QIBs one working day prior to the Issue Closing Date in accordance with the SEBI ICDR Regulations. Applicants/ bidders may refer to the RHP/ Prospectus for the Issue Period
Bidder	Any prospective investor who makes a Bid pursuant to the terms of the RHP/ Prospectus and the Bid cum Application Form. In case of issues undertaken through the fixed price process, all references to a Bidder should be construed to mean an Bidder
Book Built Process/ Book Building Process/ Book Building Method	The book building process as provided under the SEBI ICDR Regulations, in terms of which the Issue is being made
Broker Centres	Broker centres notified by the Stock Exchanges where Bidders can submit the ASBA Forms to a Registered Broker The details of such Broker Centres, along with the names and contact details of the Registered Broker are available on the respective websites of the Stock Exchanges (www.bseindia.com and www.nseindia.com)
BRLM(s)/ Book Running Lead Manager(s)/ Lead Manager/ LM	The Book Running Lead Managers to the Issue as disclosed in the RHP/ Prospectus and the Bid cum Application Form of the Issuer. In case of issues undertaken through the fixed price process, all references to the Book Running Lead Managers should be construed to mean the Lead Manager or LM
CAN/ Confirmation of Allocation Note	Notice or intimation of allocation of the Equity Shares sent to Anchor Investors, who have been allocated the Equity Shares, after the Anchor Investor Issue Period
Cap Price	The higher end of the Price Band, above which the Issue Price and the Anchor Investor Issue Price may not be finalised and above which no Bids may be accepted
Client ID	Client Identification Number maintained with one of the Depositories in relation to demat account
Collecting Depository Participant or CDPs	A depository participant as defined under the Depositories Act, 1996, registered with SEBI and who is eligible to procure Bids at the Designated CDP Locations in terms of circular no. CIR/CFD/POLICYCELL/11/2015 dated November 10, 2015 issued by SEBI as per the list available on the websites of BSE and NSE

Term	Description
Cut-off Price	Issue Price, finalised by the Issuer in consultation with the Book Running Lead Manager(s), which can be any price within the Price Band. Only RIBs, Retail Individual Shareholders and employees are entitled to Bid at the Cut-off Price. No other category of Bidders/ Applicants are entitled to Bid at the Cut-off Price
DP	Depository Participant
DP ID	Depository Participant's Identification Number
Depositories	National Securities Depository Limited and Central Depository Services (India) Limited
Demographic Details	Details of the Bidders including the Bidder's address, name of the Bidder's father/husband, investor status, occupation and bank account details
Designated SCSB Branches	Such branches of the SCSBs which may collect the Bid cum Application Forms used by Bidders (excluding Anchor Investors) and a list of which is available on http://www.sebi.gov.in/sebiweb/home/list/5/33/0/0/Recognised-Intermediaries
Designated CDP Locations	Such locations of the CDPs where Bidders can submit the ASBA Forms The details of such Designated CDP Locations, along with names and contact details of the Collecting Depository Participants eligible to accept ASBA Forms are available on the respective websites of the Stock Exchanges (www.bseindia.com and www.nseindia.com)
Designated Date	Date on which funds are transferred by the Escrow Collection Banks from the Anchor Investor Escrow Accounts and instructions are given to the SCSBs to unblock the ASBA Accounts and transfer the amounts blocked by the SCSBs from the ASBA Accounts, as the case may be, to the Public Issue Accounts or the Refund Account, as appropriate, in terms of the Red Herring Prospectus and the aforesaid transfer and instructions shall be issued only after the finalisation of Basis of Allotment in consultation with NSE
Designated Intermediaries	Syndicate, sub-syndicate/agents, SCSBs, Registered Brokers, CDPs and RTAs, who are authorised to collect ASBA Forms from the Bidders, in relation to the Issue
Designated RTA Locations	Such locations of the RTAs where Bidders can submit the ASBA Forms to RTAs The details of such Designated RTA Locations, along with names and contact details of the RTAs eligible to accept ASBA Forms are available on the respective websites of the Stock Exchanges (www.bseindia.com and www.nseindia.com)
Designated Stock Exchange	The designated stock exchange as disclosed in the RHP/ Prospectus of the Issuer
Discount	Discount to the Issue Price that may be provided to Bidders/ Applicants in accordance with the SEBI ICDR Regulations.
Draft Prospectus	The draft prospectus filed with SEBI in case of Fixed Price Issues and which may mention a price or a Price Band
Equity Shares	Equity Shares of the Issuer
Escrow Agreement	Agreement entered into among the Issuer, the Registrar to the Issue, the Book Running Lead Manager(s), the Syndicate Member(s), the Escrow Collection Bank(s) and the Refund Bank(s) for collection of the Bid Amounts from Anchor Investors and where applicable, remitting refunds of the amounts collected to the Anchor Investors on the terms and conditions thereof
Escrow Collection Bank(s)	Refer to definition of Banker(s) to the Issue
FCNR Account	Foreign Currency Non-Resident Account
First Bidder	The Bidder whose name appears first in the Bid cum Application Form or Revision Form
FII(s)	Foreign Institutional Investors as defined under the SEBI (Foreign Institutional Investors) Regulations, 1995 and registered with SEBI under applicable laws in India
Fixed Price Issue/ Fixed Price Process/ Fixed Price Method	The Fixed Price process as provided under the SEBI ICDR Regulations, in terms of which the Issue is being made
Floor Price	The lower end of the Price Band, at or above which the Issue Price and the Anchor Investor Issue Price may be finalised and below which no Bids may be accepted, subject to any revision thereto
FPIs	Foreign Portfolio Investors as defined under the Securities and Exchange Board of India (Foreign Portfolio Investors) Regulations, 2014
FPO	Further public offering
Foreign Venture Capital Investors or FVCIs	Foreign Venture Capital Investors as defined and registered with SEBI under the SEBI (Foreign Venture Capital Investors) Regulations, 2000
IPO	Initial public offering
Issue	Public Issue of Equity Shares of the Issuer including the Offer for Sale if applicable
Issuer/ Company	The Issuer proposing the initial public offer/ further public offer as applicable
Issue Price	The final price, less discount (if applicable) at which the Equity Shares may be Allotted in terms of the Prospectus. The Issue Price may be decided by the Issuer in consultation with the Book Running Lead Manager(s)

Term	Description
Maximum RIB Allottees	The maximum number of RIBs who can be allotted the minimum Bid Lot. This is computed by dividing the total number of Equity Shares available for Allotment to RIBs by the minimum Bid Lot.
MICR	Magnetic Ink Character Recognition - nine-digit code as appearing on a cheque leaf
Mutual Fund	A mutual fund registered with SEBI under the SEBI (Mutual Funds) Regulations, 1996
Mutual Funds Portion	5% of the QIB Category (excluding the Anchor Investor Portion) available for allocation to Mutual Funds only, being such number of equity shares as disclosed in the RHP/ Prospectus and Bid cum Application Form
NEFT	National Electronic Fund Transfer
NRE Account	Non-Resident External Account
NRI	NRIs from such jurisdictions outside India where it is not unlawful to make an issue or invitation under the Issue and in relation to whom the RHP/ Prospectus constitutes an invitation to subscribe to or purchase the Equity Shares
NRO Account	Non-Resident Ordinary Account
Net Issue	The Issue less reservation portion
Non-Institutional Investors or NIBs	All Bidders, including sub accounts of FIIs registered with SEBI which are foreign corporates or foreign individuals and FPIs which are Category III foreign portfolio investors, that are not QIBs or RIBs and who have Bid for Equity Shares for an amount of more than ₹ 200,000 (but not including NRIs other than Eligible NRIs)
Non-Institutional Category	The Category of the Issue being such number of Equity Shares available for allocation to NIBs on a proportionate basis and as disclosed in the RHP/ Prospectus and the Bid cum Application Form
Non-Resident	A person resident outside India, as defined under FEMA and includes Eligible NRIs, FIIs, FPIs and FVCIs registered with SEBI
OCB/ Overseas Corporate Body	A company, partnership, society or other corporate body owned directly or indirectly to the extent of at least 60% by NRIs including overseas trusts, in which not less than 60% of beneficial interest is irrevocably held by NRIs directly or indirectly and which was in existence on October 3, 2003 and immediately before such date had taken benefits under the general permission granted to OCBs under FEMA
Offer for Sale	Public issue of such number of Equity Shares as disclosed in the RHP/ Prospectus through an issue for sale by the Selling Shareholders
Other Investors	Investors other than Retail Individual Bidders in a Fixed Price Issue. These include individual applicants other than retail individual bidders and other investors including corporate bodies or institutions irrespective of the number of specified securities applied for.
PAN	Permanent Account Number allotted under the Income Tax Act, 1961
Price Band	Price Band with a minimum price, being the Floor Price and the maximum price, being the Cap Price and includes revisions thereof. The Price Band and the minimum Bid lot size for the Issue may be decided by the Issuer in consultation with the Book Running Lead Manager(s) and advertised, at least five working days in case of an IPO and one working day in case of FPO, prior to the Bid/Issue Opening Date, in English national daily, Hindi national daily and regional language at the place where the registered office of the Issuer is situated, newspaper each with wide circulation
Pricing Date	The date on which the Issuer in consultation with the Book Running Lead Manager(s), finalise the Issue Price
Prospectus	The prospectus to be filed with the RoC in accordance with Section 26 of the Companies Act, 2013 after the Pricing Date, containing the Issue Price, the size of the Issue and certain other information
Public Issue Accounts	Bank accounts opened under Section 40(3) of the Companies Act, 2013, to receive monies from the Anchor Investor Escrow Accounts and the ASBA Accounts on the Designated Date
QIB Category	The Category of the Issue being such number of Equity Shares to be allocated to QIBs on a proportionate basis
Qualified Institutional Buyers or QIBs	As defined under the SEBI ICDR Regulations
RTGS	Real Time Gross Settlement
Red Herring Prospectus/ RHP	The red herring prospectus issued in accordance with Section 32 of the Companies Act, 2013, which does not have complete particulars of the price at which the Equity Shares are issued and the size of the Issue. The RHP may be filed with the RoC at least three days before the Issue Opening Date and may become a Prospectus upon filing with the RoC after the Pricing Date. In case of issues undertaken through the fixed price process, all references to the RHP should be construed to mean the Prospectus
Refund Account(s)	The account opened with Refund Bank(s), from which refunds to Anchor Investors, if any, of the whole or part of the Bid Amount may be made

Term	Description
Refund Bank(s)	Refund bank(s) as disclosed in the RHP/ Prospectus and Bid cum Application Form of the Issuer
Registrar and Share Transfer Agents or RTAs	Registrar and share transfer agents registered with SEBI and eligible to procure Bids at the Designated RTA Locations in terms of circular no. CIR/CFD/POLICYCELL/11/2015 dated November 10, 2015 issued by SEBI
Registered Broker	Stock Brokers registered with the Stock Exchanges having nationwide terminals, other than the Syndicate and eligible to procure Bids in terms of Circular No. CIR/CFD/14/2012 dated October 4, 2012 issued by SEBI
Registrar to the Issue/ RTI	The Registrar to the Issue as disclosed in the RHP/ Prospectus and Bid cum Application Form
Reserved Portion/ Categories	Categories of persons eligible for making application/ Bidding under reservation Category
Reservation Portion	The Category of the Issue reserved for such category of eligible Bidders as provided under the SEBI ICDR Regulations
Retail Individual Bidders/ RIBs	Bidders who apply or bid for a value of not more than ₹ 200,000 in any of the bidding options in the Issue (including HUFs applying through their Karta), which shall not be less than the minimum Bid Lot subject to availability in the Retail Portion, and the remaining Equity Shares to be Allotted on a proportionate basis than ₹ 200,000
Retail Individual Shareholders	Shareholders of a listed Issuer who applies or bids for a value of not more than ₹ 200,000.
Retail Category	The portion of the Issue being such number of Equity Shares available for allocation to RIBs which shall not be less than the minimum Bid Lot, subject to availability in RIB category and the remaining shares to be Allotted on proportionate basis.
Revision Form	The form used by the Bidders, including ASBA Bidders, in an issue through Book Building Process to modify the quantity of Equity Shares and/ or bid price indicates therein in any of their Bid cum Application Forms or any previous Revision Form(s)
RoC	The Registrar of Companies
SEBI	The Securities and Exchange Board of India constituted under the Securities and Exchange Board of India Act, 1992
SEBI ICDR Regulations	The Securities and Exchange Board of India (Issue of Capital and Disclosure Requirements) Regulations, 2009
Self Certified Syndicate Banks(s) or SCSB(s)	Banks registered with SEBI, offering services in relation to ASBA, a list of which is available on the website of SEBI at http://www.sebi.gov.in/sebiweb/home/list/5/33/0/0/Recognised-Intermediaries and updated from time-to-time
Specified Locations	Refer to definition of Broker Centres
Stock Exchanges/ SE	The stock exchanges as disclosed in the RHP/ Prospectus of the Issuer where the Equity Shares Allotted pursuant to the Issue are proposed to be listed
Syndicate	The Book Running Lead Manager(s) and the Syndicate Member
Syndicate Agreement	The agreement to be entered into among the Issuer, and the Syndicate in relation to collection of Bid cum Application Forms by Syndicate Members
Syndicate Member(s)/ SM	The Syndicate Member(s) as disclosed in the RHP/ Prospectus
Underwriters	The Book Running Lead Manager(s) and the Syndicate Member(s)
Underwriting Agreement	The agreement amongst the Issuer, and the Underwriters to be entered into on or after the Pricing Date
Working Day	Working Day” means all days, other than second and fourth Saturday of the month, Sunday or a public holiday, on which commercial banks in Mumbai are open for business, provided however, with reference to (a) announcement of Price Band; and (b) Bid/Issue Period, “Working Days” shall mean all days, excluding Saturdays, Sundays and public holidays, on which the commercial banks in Mumbai are open for business; and (c) the time period between the Bid/Issue Closing Date and the listing of the Equity Shares on the Stock Exchanges, shall mean all trading days of Stock Exchanges, excluding Sundays and bank holidays as per the SEBI Circular SEBI/HO/CFD/DIL/CIR/P/2016/26 dated January 21, 2016

MAIN PROVISIONS OF OUR ARTICLES OF ASSOCIATION

Pursuant to the Companies Act and the ICDR Regulations the main provisions of our Articles relating to, inter alia, voting rights, dividend, lien, forfeiture, restrictions on transfer and transmission of Equity Shares or debentures and/or on their consolidation/splitting are detailed below. Please note that each provision herein below is numbered as per the corresponding article number in our Articles and capitalized/defined terms herein have the same meaning given to them in our Articles.

Share Capital	
<i>Authorised Capital</i>	
3	The Authorised Share Capital of the Company shall be as specified in Clause V (A) of the Memorandum of Association of the Company.
<i>Shares under control of the Board</i>	
4	Subject to the provisions of the Act and these Articles, the shares in the capital of the Company (including any shares forming part of any increased capital of the Company) shall be under the control of the Board of Directors who may issue, allot or otherwise dispose of the same or any of them to such persons in such proportions and on such terms and conditions and either at a premium or at par and at such times as they may from time to time think fit and proper and with sanction of the Company in the general meeting to give to any person or persons the option or right to call for any shares either at par or premium during such time and for such consideration, as the directors think fit.
<i>Allotment otherwise than for Cash</i>	
5	Subject to the provisions of the Act and these Articles, the Board may allot and issue shares in the capital of the Company otherwise than for cash including, without limitation, as payment or part payment for any property sold or goods transferred or machinery supplied or for services rendered to the Company or as sweat equity or otherwise and any shares which may be so allotted may be issued as fully paid-up or partly paid-up and if so issued shall be deemed to be fully paid-up shares or partly paid-up shares. Provided that option or right to call of shares shall not be given to any person or persons without the sanction of the Company in the General Meeting.
<i>Payment of Installments</i>	
6	If, by the conditions of allotment of any share, the whole or part of the amount or issue price thereof shall be payable by installments, every such installment shall, when due, be paid to the Company by the person who, for the time being and from time to time, shall be the registered holder of the share.
<i>Preference Shares</i>	
7	Subject to the provisions of the Act, preference shares may be issued by the Company on the term that they are, or at the option of the Company or the holder(s) of the concerned preference shares are liable, to be redeemed or converted on such terms and in such manner as the Board and the Company by special resolution may determine.
<i>Different Classes of Shares</i>	
8	If at any time the share capital is divided into different classes of shares, the rights attached to any class (unless otherwise provided by the terms of issue of the shares of that class) may, subject to the provisions of the Act, and whether or not the Company is being wound up, be varied with the consent in writing of the holders of three-fourths of the issued shares of that class, or with the sanction of a special resolution passed at a separate meeting of the holders of the shares of that class.
9	To every such separate meeting, the provisions of these Articles relating to general meetings shall mutatis mutandis apply, but so that the necessary quorum shall be at least two persons at least holding, one-third of the issued shares of the class in question.
<i>Further Issue of Shares</i>	
10	The rights conferred upon the holders of the shares of any class issued with preferred or other rights shall not, unless otherwise expressly provided by the terms of issue of the shares of that class, be deemed to be varied by the creation or issue of further shares ranking <i>pari passu</i> therewith.
11	Where at any time, it is proposed to increase the subscribed capital of the Company, by issue of further shares, such shares shall be offered: <ol style="list-style-type: none"> a) to persons who, at the date of the offer, are holders of the equity shares of the Company, in proportion, as nearly as circumstances admit, to the paid-up share capital on those shares by sending a letter of offer subject to the following conditions, namely:- <ol style="list-style-type: none"> i. the offer shall be made by a notice specifying the number of shares offered and limiting a time not being less than fifteen days and not exceeding thirty days from the date of the offer within which the offer, if not accepted, will be deemed to have been declined; ii. the offer aforesaid shall be deemed to include a right exercisable by the person concerned to renounce the shares offered to him or any of them in favour of any other person and the notice referred to in sub-clause (i) shall contain a statement of this right; iii. after the expiry of the time specified in the notice aforesaid, or on receipt of earlier Intimation from the person to whom such notice is given that he declines to accept the shares offered, the Board of Directors may dispose of them in such manner which is not dis-advantageous to the shareholders and

	<p>the Company.</p> <p>b) To employees under a scheme of employees' stock option, subject to special resolution passed by company and subject to such conditions as may be prescribed in the Act or the rules made thereunder.</p> <p>c) To any person, if the company is authorized by a special resolution, whether or not those person include the person referred to in clause (a) or clause (b), either for cash or for a consideration other than cash, if the price of such shares is determined by the valuation report of a registered valuer subject to such conditions as may be prescribed in the Act or Rules made thereunder.</p>
12	<p>Nothing in Articles 10, 11, shall apply to the increase of the subscribed capital of the Company caused by the exercise of an option as a term attached to the debentures issued or loan raised by the Company to convert such debentures or loans into shares in the Company.</p> <p>Provided that the terms of issue of such debentures or loan containing such an option have been approved before the issue of such debentures or the raising of loan by as special resolution passed by the Company in General Meeting.</p>
13	<p>Subject to the provisions of the Act and Rules made there under the company may issue Sweat equity if such issue is authorized by a special resolution passed by the Company in General Meeting or in such other manner as may be prescribed under the act.</p>
<i>Commission</i>	
14	<p>The Company may exercise the power of paying commissions conferred by the Act, to any person in connection with the subscription of securities, provided that the rate percent or the amount of the commission paid or agreed to be paid shall be disclosed in the manner required by the Act and rules made thereunder.</p>
15	<p>The rate or amount of the commission shall not exceed the rate or amount prescribed in the Act.</p>
16	<p>The commission may be satisfied by the payment of cash or the allotment of fully or partly paid shares or partly in the one way and partly in the other.</p>
<i>Company not to Recognise Trust</i>	
17	<p>Except as required by law, no person shall be recognized by the company as holding any share upon any trust, and the company shall not be bound by, or be compelled in any way to recognize (even when having notice thereof) any equitable, contingent, future or partial interest in any share, or any interest in any fractional part of a share, or (except only as by these regulations or by law otherwise provided) any other rights in respect of any share except an absolute right to the entirety thereof in the registered holder.</p>
<i>Certificates</i>	
18	<p>Subject to the provisions of the Act, the Depositories Act, 1996 and the Rules and Regulations made thereunder, every person whose name is entered as a member in the Register of Members shall be entitled to receive within two months after allotment or within one month after the application for the registration of transfer or transmission sub-division, consolidation or renewal of shares, as the case may be (or within such other period as the conditions of issue shall provide):-</p> <p>a) one or more certificate, in marketable lots, for all his shares of each class or denomination without payment; or</p> <p>b) several certificates, each for one or more of his shares, upon payment of twenty rupees for every certificate after the first.</p> <p>For the purposes of this Article 18, the expression "transfer" means a transfer duly stamped and otherwise valid, and does not include any transfer which the Company is for any reason entitled to refuse to register and does not register.</p>
19	<p>Every certificate shall be under the Seal and shall specify the number and distinctive numbers of shares in respect of which it is issued and the amount paid-up thereon and shall be in such form as may be prescribed under the Act.</p>
20	<p>In respect of any share or shares held jointly by several persons, the Company shall not be bound to issue more than one certificate, and delivery of a certificate for a share to one of several joint holders shall be sufficient delivery to all such holders.</p>
<i>Loss or Destruction of Certificates</i>	
21	<p>If any certificate be worn out, defaced, mutilated or torn or if there be no further space on the back thereof for endorsement of transfer, then upon production and surrender thereof to the Company, a new certificate may be issued in lieu thereof, and if any certificate lost or destroyed then upon proof thereof to the satisfaction of the Company and on execution of such indemnity as the Company deem adequate, being given, a new certificate in lieu thereof shall be given to the party entitled to such lost or destroyed certificate.</p> <p>Every certificate under the article shall be issued without payment of fees if the Board so decide, or on payment of twenty rupees for each certificate.</p> <p>Provided that no fees shall be charged for issue of new certificates in replacement of those which are old, defaced or worn out or where there is no further space on the back thereof for endorsement of transfer.</p>

	<p>Provided that notwithstanding what is stated above the Board shall comply with such Rules or Regulation or requirements of any Stock Exchange or the Rules made under the Act or Rules made under the SCRA or any other Act, or Rules applicable thereof in this behalf.</p> <p>The provision of this Article shall mutatis mutandis apply to debentures of the Company.</p>
Joint Holders	
22	The Company shall be entitled to decline to register more than three persons as the joint holders of any shares.
Buy-back of shares	
23	Notwithstanding anything contained in these Articles but subject to all applicable provisions of the Act or any other law for the time being in force, the Company may purchase its own shares or other specified securities.
Lien	
First and Paramount Lien	
24	<p>The Company shall have a first and paramount lien upon on all shares/ debentures (not being fully-paid shares/ debentures) standing registered in the name of each member (whether solely or jointly with others) and upon the proceeds of sale thereof, for all moneys (whether presently payable or not) called or payable at a fixed time, in respect of such shares/ debentures.</p> <p>No equitable interest in any share shall be created except upon the footing and condition that this Article will have full effect and such lien shall extend to all dividends and bonuses from time to time declared in respect of such shares/ debentures.</p>
25	Unless otherwise agreed the registration of a transfer of shares/debentures shall operate as a waiver of the Company's lien if any on such shares/debentures.
26	The Board may at any time declare any shares/debentures wholly or in part to be exempt from the provisions of this clause.
Sale of Shares on which Company has a Lien	
27	<p>The Company may sell, in such manner as the Board thinks fit, any shares on which the Company has a lien:</p> <p>Provided that no sale shall be made:-</p> <ol style="list-style-type: none"> a) Unless a sum in respect of which the lien exists is presently payable, or b) Until the expiration of fourteen days after a notice in writing stating and demanding payment of such part of the amount in respect of which the lien exists as is presently payable, has been given to the registered holder (or, in case of joint holders, any registered holder) for the time being of the share or the person entitled thereto by reason of his death or insolvency.
Giving Effect to Sale	
28	To give effect to any such sale, the Board may authorise some person to transfer the shares sold to the purchaser thereof.
29	The purchaser shall be registered as the holder of the shares comprised in any such transfer.
30	The purchaser shall not be bound to see to the application of the purchase money, nor shall his title to the shares be affected by any irregularity or invalidity in the proceedings in reference to the sale.
Proceeds of Sale	
31	The proceeds of the sale shall be received by the Company and applied in payment of such part of the amount in respect of which the lien exists as is presently payable.
32	The residue, if any, shall, subject to a like lien for sums not presently payable as existed upon the shares before the sale, be paid to the person entitled to the shares at the date of the sale.
Calls on Shares	
Board may make Calls	
33	<p>The Board may, from time to time, make calls upon the Shareholders in respect of any monies unpaid on their shares (whether on account of the nominal value of the shares or by way of premium) and not by the conditions of allotment thereof made payable at fixed times;</p> <p>Provided that any call shall be of such amount and be payable at such time as the Board may determine.</p>
34	Each Shareholder shall, subject to receiving at least fourteen days' notice specifying the time or times and place of payment, pay to the Company, at the time or times and place so specified, the amount called on his shares.
35	A call may be revoked or postponed at the discretion of the Board.
Calls when made	
36	A call shall be deemed to have been made at the time when the resolution of the Board authorising the call was passed and may be required to be paid by installments.
Joint Holders	
37	The joint holders of a share shall be jointly and severally liable to pay all calls in respect thereof.
Interest	
38	If a sum called in respect of a share is not paid before or on the day appointed for payment thereof, the person

	from whom the sum is due shall pay interest thereon from the day appointed for payment thereof to the time of actual payment at such rate, if any, as the Board may determine.
39	The Board shall be at liberty to waive payment of any such interest wholly or in part.
<i>Sum payable under terms of Issue deemed to be Call</i>	
40	Any sum which by the terms of issue of a share becomes payable on allotment or at any fixed date, whether on account of the nominal value of the share or by way of premium, shall, for the purposes of these Articles, be deemed to be a call duly made and payable on the date on which by the terms of issue such sum becomes payable.
41	In case of non-payment of such sum, all the relevant provisions of these Articles as to payment of interest and expenses, forfeiture or otherwise shall apply as if such sum had become payable by virtue of a call duly made and notified.
<i>Payment in Advance</i>	
42	The Board:- a) may, if it thinks fit, receive from any Shareholder willing to advance the same, all or any part of the monies uncalled and unpaid upon any shares held by him beyond the sums actually called for; and b) upon all or any of the monies so, advanced may (until the same would, but for such advance, become presently payable) pay interest (if any) at such rate not exceeding, unless the company in general meeting shall otherwise direct, twelve percent per annum as may be agreed upon between the Board and the Shareholder paying the sum in advance.
43	The payment of money in advance of calls shall not confer a right to participate in profits or dividend or entitle such member any voting rights in respect of the moneys so paid until the same would but for such payment, become presently payable.
44	The Board may at any time repay the amount so advanced.
45	The provisions of these Articles shall mutatis mutandis apply to the calls on debentures of the Company.
<i>All calls to be paid</i>	
46	No Shareholder shall be entitled to receive any dividend or exercise any privilege as a Shareholder until he shall have paid all calls for the time being due and payable on every share held by him, whether alone or jointly with any person, together with interest and expenses, if any.
Transfer of Shares	
<i>Transfer of Shares in Physical Form</i>	
49	The instrument of transfer of any share in the Company shall be executed by or on behalf of both the transferor and transferee.
50	The transferor shall be deemed to remain a holder of the share until the name of the transferee is entered in the register of members in respect thereof.
51	The instrument of transfer shall after registration be retained by the Company and shall remain in its custody. All the instruments of transfer which the Board may decline to register shall on demand be returned to the person depositing the same unless the Board otherwise determines. The Directors may cause to be destroyed all transfer deeds lying with the Company after such period as they may determine.
52	The Board may, subject to the right of appeal conferred by the act, decline to register:- a) the transfer of a share, not being a fully paid share, to a person of whom they do not approve; or b) any transfer of shares on which the company has a lien.
53	The Board may also decline to recognise any instrument of transfer unless:- a) the instrument of transfer is in the form as prescribed in the Act. b) the instrument of transfer is accompanied by the certificate of the shares to which it relates, and such other evidence as the Board may reasonably require to show the right of the transferor to make the transfer; and c) the instrument of transfer is in respect of only one class of shares.
54	No fee shall be charged for registration of transfer, transmission, probate, succession certificate, letters of administration, certificate of death or marriage, power of attorney or other similar document.
<i>Dematerialisation of Securities</i>	
55	All or any of the Company's shares and/or other securities may be dematerialized in accordance with the provisions of the Depositories Act, 1996 and the Rules and Regulations made thereunder. In such case, notwithstanding anything contained elsewhere in these Articles, the provisions of the Depositories Act, 1996 and the Rules and Regulations made thereunder shall apply to the dematerialized shares (including the issue, dematerialization, transfer, transmission and re-materialisation of the dematerialized shares) and the provisions of these Articles shall be construed accordingly.
<i>General Provisions for Transfer</i>	
56	Subject to the provisions of the Act, these Articles and other applicable provisions of the Act or any other law for the time being in force, the Board may refuse whether in pursuance of any power of the Company under these Articles or otherwise to Register the Transfer of, or the transmission by operation of law of the right to,

	<p>any shares or interest of a Member in or debentures of the Company.</p> <p>The Company shall within one month from the date on which the instrument of transfer, or the intimation of such transmission, as the case may be, was delivered to Company, send notice of the refusal to the transferee and the transferor or to the person giving intimation of such transmission; as the case may be, giving reasons for such refusal.</p> <p>Provided that the registration of a transfer shall not be refused on the ground of the transferor being either alone or jointly with any other person or persons indebted to the Company on any account whatsoever, except when the Company has a lien on the shares.</p>
57	<p>Subject to the provisions of the Act, the registration of transfers may be suspended at such times and for such periods as the Board may from time to time determine:</p> <p>Provided that such registration shall not be suspended for more than thirty days at any one time or for more than forty-five days in the aggregate in any year.</p>
58	<p>a) Notwithstanding anything to the contrary contained in these Articles, the provisions of the SECC Regulations or any modification thereto, as the case may be, shall apply in respect of issue, acquisition and holding of equity shares of the Company.</p> <p>b) As provided in the foregoing Articles and without prejudice to the provisions of Articles 56, a member shall be at liberty to transfer the share:-</p> <p>Provided however that the Board of Directors may refuse the transfer if in its opinion:-</p> <p>i. the transfer is being made otherwise than in accordance with relevant SEBI circulars and directives beside the provisions of the SECC Regulations or any modification thereto, as the case may be; or</p> <p>ii. the transfer, if made, will not be in the interest of the Company.</p>
Transmission of Shares	
59	<p>On the death of a Shareholder, the survivor or survivors where the Shareholder was a joint holder, and his nominee or nominees or legal representatives where he was a sole holder, shall be the only persons recognised by the Company as having any title to his interest in the shares.</p>
60	<p>Nothing in Article 59 shall release the estate of a deceased joint holder from any liability in respect of any share which had been jointly held by him with other persons.</p>
61	<p>Any person becoming entitled to a share in consequence of the death or insolvency of a Shareholder may, upon such evidence being produced as may from time to time properly be required by the Board and subject as hereinafter provided, elect, either:</p> <p>a) to be registered himself as holder of the share; or</p> <p>b) to make such transfer of the share as the deceased or insolvent Shareholder could have made.</p>
62	<p>The Board shall, in either case, have the same right to decline or suspend registration as it would have had, if the deceased or insolvent Shareholder had transferred the share before his death or insolvency.</p>
63	<p>If the person so becoming entitled shall elect to be registered as holder of the share himself, he shall deliver or send to the Company a notice in writing signed by him stating that he so elects.</p>
64	<p>If the person aforesaid shall elect to transfer the share, he shall testify his election by executing a transfer of the share.</p>
65	<p>All the limitations, restrictions and provisions of these Articles relating to the right to transfer and the registration of transfers of shares shall be applicable to any such notice or transfer as aforesaid as if the death or insolvency of the Shareholder had not occurred and the notice or transfer were a transfer signed by that Shareholder.</p>
66	<p>A person becoming entitled to a share by reason of the death or insolvency of the holder shall be entitled to the same dividends and other advantages to which he would be entitled if he were the registered holder of the share, except that he shall not, before being registered as a Shareholder in respect of the share, be entitled in respect of it to exercise any right conferred by shareholding in relation to meetings of the Company:</p> <p>Provided that the Board may, at any time, give notice requiring any such person to elect either to be registered himself or to transfer the share, and if the notice is not complied with within ninety days, the Board may thereafter withhold payment of all dividends, bonuses or other monies payable in respect of the share, until the requirements of the notice have been complied with.</p>
67	<p>The provisions of Articles 59 to 66 are without prejudice to, and in addition to, the provisions of the Act.</p>
Forfeiture Of Shares	
Notice of Payment	
68	<p>If a Shareholder fails to pay any call, or installment of a call, on the day appointed for payment thereof, the Board may, at any time thereafter during such time as any part of the call or installment remains unpaid, serve a notice on him requiring payment of so much of the call or installment as is unpaid, together with any interest which may have accrued.</p>

Contents of the Notice	
69	The notice aforesaid shall:- a) name a further day (not being earlier than the expiry of fourteen days from the date of service of the notice) on or before which the payment required by the notice is to be made; and b) state that, in the event of non-payment on or before the day so named, the shares in respect of which the call was made will be liable to be forfeited.
Forfeiture	
70	If the requirements of any such notice as aforesaid are not complied with, any share in respect of which the notice has been given may, at any time thereafter, before the payment required by the notice has been made, be forfeited by a resolution of the Board to that effect.
Sale or Disposal of Forfeited Shares	
71	A forfeited share may be sold or otherwise disposed of on such terms and in such manner as the Board thinks fit.
72	At any time before a sale or disposal as aforesaid, the Board may cancel the forfeiture on such terms as it thinks fit.
Consequence of Forfeiture	
73	A person whose shares have been forfeited shall cease to be a Shareholder in respect of the forfeited shares, but shall, notwithstanding the forfeiture, remain liable to pay to the Company all moneys which, at the date of forfeiture, were presently payable by him to the Company in respect of the shares.
74	The liability of such person shall cease if and when the Company shall have received payment in full of all such moneys in respect of the shares.
Declaration	
75	A duly verified declaration in writing that the declarant is a Director, the manager or the Secretary, and that a share in the Company has been duly forfeited on a date stated in the declaration, shall be conclusive evidence of the facts therein stated as against all persons claiming to be entitled to the share.
76	The Company may receive the consideration, if any, given for the share on any sale or disposal thereof and may execute a transfer of the share in favour of the person to whom the share is sold or disposed of.
77	The transferee shall thereupon be registered as the holder of the share.
78	The transferee shall not be bound to see to the application of the purchase money, if any, nor shall his title to the share be affected by any irregularity or invalidity in the proceedings in reference to the forfeiture, sale or disposal of the share.
Application of provisions	
79	The provisions of these Articles as to forfeiture shall apply in the case of non-payment of any sum which, by the terms of issue of a share, becomes payable at a fixed time, whether on account of the nominal value of the share or by way of premium, as if the same had been payable by virtue of a call duly made and notified.
Alteration Of Capital	
Increase in Capital	
87	The Company may, from time to time, by ordinary resolution increase the share capital by such sum, to be divided into shares of such amount, as may be specified in the resolution.
Consolidation, Sub-division and Cancellation	
88	The Company may, by ordinary resolution:- a) consolidate and divide all or any of its share capital into shares of larger amount than its existing shares; b) convert all or any of its fully paid-up shares into stock, and reconvert that stock into fully paid-up shares of any denomination; c) sub-divide its existing shares or any of them into shares of smaller amount than is fixed by the memorandum; d) cancel any shares which, at the date of the passing of the resolution, have not been taken or agreed to be taken by any person. Where shares are converted into stock:- a) the holders of stock may transfer the same or any part thereof in the same manner as, and subject to the same regulations under which, the shares from which the stock arose might before the conversion have been transferred, or as near thereto as circumstances admit: Provided that the Board may, from time to time, fix the minimum amount of stock transferable, so, however, that such minimum shall not exceed the nominal amount of the shares from which the stock arose. b) The holders of stock shall, according to the amount of stock held by them, have the same rights, privileges and advantages as regards dividend, voting at meeting of the company, and other matters, as if they held the shares from which the stock arose; but no such privilege or advantage (except participation in the dividends and profits of the Company and in the assets on winding up) shall be conferred by an amount of

	stock which would not, if existing in shares, have conferred that privilege or advantage.
	c) Such of the Articles of the company as are applicable to paid-up shares shall apply to stock and the words “share” and “shareholder” in these Articles shall include “stock” and “stockholder” respectively.
Reduction	
89	The Company may, by special resolution, reduce in any manner and with, and subject to, any incident authorised and consent required by law: <ul style="list-style-type: none"> a) its share capital; b) any capital redemption reserve account; or c) any securities premium account.
General Meetings	
Annual General Meetings	
90	Subject to the relevant provisions contained in the Act, as far as applicable, the Company shall in each year hold, in addition to any other meetings, a general meeting as its annual general meeting, and shall specify, the meeting as such in the Notice calling it; and not more than fifteen months shall elapse between the date of one annual general meeting of the Company and that of the next. <p>Provided that if the Registrar for any special reason, extends the time within which any annual general meeting shall be held, then such annual general meeting may be held within such extended period.</p>
Extraordinary General Meeting	
91	All general meetings other than annual general meetings shall be called extraordinary general meetings.
Calling of an Extraordinary General Meeting	
92	<ul style="list-style-type: none"> a) The Board may whenever it thinks fit, call an Extraordinary General Meeting. b) The Board may upon a requisition in writing by any member or members holding in the aggregate not less than one – tenth of such of the paid-up capital as at that date carries the right of voting in regard to the matter in respect of which the requisition has been made call an Extra Ordinary general meeting within such period as may be prescribed under the Act.
Votes of Shareholders	
Voting Rights of Shareholders	
108	The voting rights of all categories of Shareholders of the Exchange shall be governed by the provisions of applicable Laws, Acts, Rules, Regulations, Guidelines and Circulars, if any, issued by SEBI or any other regulatory authority from time to time, in this regard.
109	Subject to any rights or restrictions for the time being attached to any class or classes of shares and subject to Article 108:- <ul style="list-style-type: none"> a) on a show of hands, every Shareholder present in person shall have one vote; and b) on a poll, the voting rights of Shareholders shall be in proportion to his share in the paid up equity share capital of the Company.
109 A)	A member may exercise his vote at a meeting by electronic means in accordance with the provisions of the Act and shall vote only once.
109 B)	A member may exercise his vote through postal ballot or by any other mode as may be prescribed by the Act.
Voting by Joint Holders	
110	In the case of joint holders, the vote of the senior who tenders a vote, whether in person or by proxy, shall be accepted to the exclusion of the votes of the other joint holders. For this purpose, seniority shall be determined by the order in which the names stand in the register of members.
Shareholder of Unsound Mind	
111	A Shareholder of unsound mind, or in respect of whom an order has been made by any Court having jurisdiction in lunacy, may vote, whether on a show of hands or on a poll, by his committee or other legal guardian, and any such committee or guardian may, on a poll, vote by proxy.
111A	Any business other than that upon which a poll has been demanded may be proceeded with, pending the taking of the poll.
Calls Payable	
112	No Shareholder shall be entitled to vote at any general meeting unless all calls or other sums presently payable by him in respect of shares in the Company have been paid.
Objection to Qualification	
113	No objection shall be raised to the qualification of any voter except at the meeting or adjourned meeting at which the vote objected to is given or tendered, and every vote not disallowed at such meeting shall be valid for all purposes.
114	Any such objection made in due time shall be referred to the chairman of the meeting, whose decision shall be final and conclusive.
Proxy	
115	The instrument appointing a proxy and the power of attorney or other authority, if any, under which it is signed or a notarized copy of that power or authority, shall be deposited at the registered office of the Company not less

	than 48 hours before the time for holding the meeting or adjourned meeting at which the person named in the instrument proposes to vote, or in the case of a poll, not less than 24 hours before the time appointed for the taking of the poll; and in default the instrument of proxy shall not be treated as valid.
Form of Proxy	
116	An instrument appointing a proxy shall be in the form as prescribed under the provisions of the Act, or a form as near thereto as circumstances admit.
Instrument of Proxy	
117	A vote given in accordance with the terms of an instrument of proxy shall be valid, notwithstanding the previous death or insanity of the principal or the revocation of the proxy or of the authority under which the proxy was executed, or the transfer of the shares in respect of which the proxy is given: Provided that no intimation in writing of such death, insanity, revocation or transfer shall have been received by the Company at its office before the commencement of the meeting or adjourned meeting at which the proxy is used.
Board Of Directors	
118	Unless otherwise determined by a General Meeting of the members of the Company, the Board shall comprise of not less than three Directors and not more than fifteen Directors including the Public Interest Directors, Shareholder Directors (including employee Directors) and the Managing Director and the number of Directors may be increased in such manner as may be prescribed in the Act.
First Directors	
119	The following persons, each of whom is a member of the Board of BSE on the date of incorporation of the Company, shall be the first Directors of the Company and shall hold such office as first directors till the Due Date unless they cease to be Directors prior to the Due Date under any other provision of these Articles or the Act: a) Mr. Rajnikant Patel; b) Mr. Balkishan M. Mohta; c) Mr. Siddharth Shah; d) Mr. Prakash Kacholia; e) Mr. S. Jambunathan; f) Mr. P. K. Banerji; g) Mr. P. P. Vora; h) Mr. Jitesh Khosla; i) Mr. Jagdish Capoor; j) Mr. Vijay Mukhi; k) Mr. Pradip Shah and l) Prof. N. Ravichandran
120	Mr. Rajnikant Patel, being the Executive Director and Chief Executive Officer of BSE on the date of incorporation of the Company, shall be the first Managing Director of the Company.
121	The following First Director viz. Mr. Siddharth Shah, Mr. Prakash Kacholia and Balkishan Mohta, being elected directors of BSE on the date of incorporation of the Company, shall be the first Directors and shall be considered as Trading Member Directors.
First Chairman of the Company	
122	Mr. S. Jambunathan, being the chairman of BSE on the date of incorporation of the Company, shall be the first Chairman of the Company and shall hold such office until the Due Date.
Composition of the Board	
123	The Board of the Company shall include: a) Managing Director; b) Shareholder Directors; c) Public Interest Directors.
124	The Company shall have a Managing Director (by whatever name called including, without limitation, Chief Executive Officer).
125	The Managing Director shall be an ex-officio Director on the Board and shall not be included in either the category of Public Interest Directors or Shareholder Directors.
126	The Managing Director may be appointed by the Board with the prior approval of SEBI and shall not be liable to retire by rotation. Subject to the other provisions of these Articles, all the other Directors except Public Interest Directors shall be elected in general meeting in accordance with the provisions of these Articles and shall be liable to retire by rotation in accordance with the provisions of the Act.
127	The Company may also have one or more whole-time directors (by whatever names called including, without limitation, a Chief Operating Officer).
128	Further, the employee of the Company appointed on the Board in addition to the Managing Director, and such Director shall be deemed to be a Shareholder Director.
129	The number of Public Interest Directors shall not be less than the number of Shareholder Directors on the Board of the Company.
130	No trading member or clearing member or their associates and agents, shall be on the Board of the Company.

131	No foreign institutional investor shall have any representation in the Board of the Company.
132	The Board shall appoint a Chairman in accordance with the provisions of these Articles.
133	SEBI may nominate directors on the Board as and when deemed fit.
134	Directors are not required to hold any qualifications shares.
135	The composition of the Board of Directors shall always be governed by the applicable Laws, Acts, Rules, Regulations, Guidelines, Notifications and Circulars, if any, issued by SEBI or any other regulatory authority from time to time.

Managing Director Qualifications

136	<p>The Managing Director of the Company shall be a person:</p> <ol style="list-style-type: none"> a) who has knowledge of the functioning of stock exchanges or the capital market; b) who shall not: <ol style="list-style-type: none"> i. be a shareholder or an associate of a shareholder of a recognized stock exchange or shareholder of an associate of a recognized stock exchange ii. be a trading member or a clearing member or his associate and agent, or shareholder of a trading member or clearing member or shareholder of an associate and agent of a trading member or a clearing member; iii. hold any position concurrently in the subsidiary of a recognized stock exchange or in any other entity associated with a recognized stock exchange. <p>Provided that the Managing Director of the Company may be appointed on the Board, but not as managing director of the subsidiary of the Company.</p> <ol style="list-style-type: none"> c) who is an ex-officio director on the Board and shall not be included in either category of public interest directors or shareholder directors. d) whose appointment, as Managing Director, is in accordance with the guidelines issued by SEBI from time to time and whose appointment has been approved by SEBI prior to such appointment. e) who, prior to his appointment as Managing Director, files a written undertaking with the Company that, if appointed, he shall, during his tenure as Managing Director, not:- <ol style="list-style-type: none"> i. be a shareholder or an associate of a shareholder of a recognized stock exchange or shareholder of an associate of a recognized stock exchange; or ii. be a trading member or a clearing member including a stock broker or a sub-broker or otherwise directly or indirectly engaged in the business of dealing in securities or in any other business, profession, occupation or calling, or an associate and agent of a trading member, or shareholder of a trading member or clearing member or shareholder of an associate and agent of a trading member or a clearing member; or iii. hold the position of Managing Director concurrently in the subsidiary of a recognized stock exchange or in any other entity associated with a recognized stock exchange; or iv. be interested in a firm or a corporate entity carrying on the business of trading in securities in the capacity of shareholder, director or employee or in any other capacity whatsoever. <p>Provided that the Managing Director may purchase, sell or otherwise deal in securities on his own account, through a stock broker or otherwise, in accordance with such restrictions and in such manner as may be provided in the Rules, Bye-laws and Regulations of the Company or as may be specified by the Board or SEBI;</p>
------------	---

Appointment, Tenure and Removal of Managing Director

137	<ol style="list-style-type: none"> a) The appointment, renewal of appointment and termination of service of the Managing Director shall be subject to prior approval of SEBI. Provided that the terms and conditions of appointment of the Managing Director shall be approved by the Company in general meeting as required by, and in accordance with the provisions of the Act. b) Subject to the provisions of the Act, the Managing Director shall be appointed for a term not less than three years and not exceeding five years. c) Without prejudice to the other provisions of these Articles, selection of the Managing Director shall be made independently by a Selection Committee constituted by the Board. d) The Board shall prescribe the professional qualifications, experience, age limit, remuneration and terms and conditions of service for the post of the Managing Director and such other norms and procedures as it may consider appropriate for selection of the Managing Director. The recommendations of the Selection Committee for appointment of a person as the Managing Director of the Company shall be forwarded, in order of preference, to the Board and the Board shall in turn forward its recommendations (which shall be from among those persons as are recommended by the Selection Committee) to SEBI for prior approval of SEBI not later than thirty calendar days from the date of submission of the recommendation by the Selection Committee to the Board. e) Subject to the provisions of the Act, the Board shall have the right to, at any time, with the prior approval of SEBI, remove or terminate the employment of, the Managing Director and thereupon the concerned person shall cease to be a Director.
------------	---

Whole Time Director

Qualifications:	
138	<p>A whole-time director shall be a person:</p> <ol style="list-style-type: none"> a) who has knowledge of the functioning of stock exchanges or the capital market; and b) who, prior to his appointment as whole-time director, files a written undertaking with the Company that, if appointed, he shall, during his tenure as whole-time director, not be:- <ol style="list-style-type: none"> i. a shareholder or an associate of a shareholder of a recognized stock exchange or shareholder of an associate of a recognized stock exchange; or ii. a trading member or a clearing member including a stock broker or a sub-broker or otherwise directly or indirectly engaged in the business of dealing in securities or in any other business, profession, occupation or calling, or an associate and agent of a trading member, or shareholder of a trading member or clearing member or shareholder of an associate and agent of a trading member or a clearing member; or iii. interested in a firm or a corporate entity carrying on the business of trading in securities in the capacity of shareholder, director or employee or in any other capacity whatsoever. <p>Provided that the whole-time director may purchase, sell or otherwise deal in securities on his own account, through a stock broker or otherwise, in accordance with such restrictions and in such manner as may be provided in the Rules, Bye-laws and Regulations of the Company or as may be specified by the Board or SEBI.</p>
Appointment, Tenure and Removal of Whole Time Director:	
139	<ol style="list-style-type: none"> a) The Board of Directors may, subject to the prior approval of SEBI, appoint a Director, who is not a Public Interest Director, as a whole-time director. Provided that the terms and conditions of appointment of the whole-time director shall be approved by the Company in general meeting as required by, and in accordance with the provisions of, the Act. b) An employee of an Exchange may, subject to prior approval of SEBI, be appointed on the Board in addition to the managing director, and such director shall be deemed to be a shareholder director. c) Subject to the provisions of the Act, a whole-time director shall be appointed for a term not exceeding five years. d) Subject to the provisions of the Act, the Board may at any time remove the whole-time director and thereupon the concerned person shall cease to be a Director.
Shareholder Directors	
Definition	
140	<p>“Shareholder Directors” means a Director who represents the interest of shareholders, and elected or nominated by such shareholders who are not trading members or clearing members or their associates and agents.</p>
Eligibility and Appointment	
141	<p>A Shareholder Director shall be a person:</p> <ol style="list-style-type: none"> a) whose appointment, as Shareholder Director, is in accordance with the guidelines/circulars/ notifications issued by SEBI from time to time and whose appointment has been approved by SEBI prior to such appointment. b) who, prior to his appointment as director, files a written undertaking with the Company that, if appointed, he shall, during his tenure as director of the Company:- <ol style="list-style-type: none"> i. not be a Trading Member or an associate and agent of a Trading Member; or ii. purchase, sell or otherwise deal in securities only in accordance with such restrictions and in such manner as may be provided in the Rules, Bye-laws and Regulations of the Company or as may be specified by the Board and / or SEBI from time to time.
142	<p>Any employee of the Exchange may be appointed on the Board of the exchange in addition to the managing director, and such director shall be deemed to be a shareholder director.</p>
Public Interest Directors	
Definition	
143	<p>“Public Interest Directors” means an independent director, representing the interest of investors in securities market and who is not having any association, directly or indirectly, which in the opinion of SEBI, is in conflict with his role.</p>
Eligibility and Appointment:	
144	<p>A Public Interest Director shall be a person:</p> <p>who has been nominated by SEBI</p> <p>who prior to his appointment as director, files a written undertaking with the Company that if appointed he shall, during his tenure as director of the Company:-</p> <ol style="list-style-type: none"> a) not be a trading member or clearing member or associate or agent; b) purchase, sell or otherwise deal in securities only in accordance with such restrictions and in such manner as may be provided in the Rules, Bye-laws and Regulations of the Company or as may be specified by the Board and / or SEBI from time to time; or c) not act as a Public Interest Director on any stock exchange other than the Company.
Tenure of Public Interest Director:	

145	A Public Interest Director shall be nominated for a fixed term of three years, or for such extended period, as may be approved by the SEBI and shall not be eligible for retirement by rotation.
146	A public interest director may be renominated after a cooling-off period of one year or such period as may be deemed fit by SEBI in the interest of securities market.
Qualifications:	
147	No person shall be eligible to be elected as, or continue to occupy the office of, Director: In case of any Director, if:- <ul style="list-style-type: none"> a) <i>Unsound Mind</i> He is found to be a lunatic or becomes unsound of mind, or incapable of efficient attention to business, or b) <i>Absence</i> He absents himself from all the meetings of the Board for a continuous period of three months without leave of absence from the Board, (in which case he shall cease to occupy the office of Director then occupied by him but shall not be ineligible to be subsequently elected as a Director), or c) <i>Death</i> d) <i>Criminal Prosecution</i> He is convicted of a criminal offence and sentenced to imprisonment, or e) <i>Resignation</i> He by notice in writing to the Board resigns his office. (in which case he shall cease to occupy the office of Director then occupied by him but shall not be ineligible to be subsequently elected as a Director), or f) <i>Fit and Proper Person</i> He is not a “fit and proper person” as per the norms formulated by SEBI/ Board from time to time in this behalf.
Appointment and Continuance subject to Articles, Rules, Bye-laws and Regulations and Act	
148	No person shall be or continue as a director of the Company unless he or she is entitled to be appointed or elected or to continue as such director under the applicable Laws, Acts, Rules, Regulations, Guidelines, Notifications and Circulars, if any, issued by SEBI or any other regulatory authority from time to time and these Articles, the Rules, Bye-laws and Regulations of the Exchange.
Chairman	
149	The Chairman shall be elected by the Board from amongst the Public Interest Director, subject to the prior approval of SEBI.
150	The Chairman shall cease to be the Chairman upon ceasing to be a Director.
Proceedings and Powers of the Board	
Proceedings of the Board	
157	The Board of Directors may meet for the conduct of business, adjourn and otherwise regulate its meetings, as it thinks fit.
158	The Chairman or the Managing Director (and, in the absence of the Managing Director, the wholetime director, and in the absence of the whole-time director, any senior officer of the Company holding charge as Managing Director) may, and the Secretary on the requisition of any three Directors shall, at any time, summon a meeting of the Board.
Directors to sign names	
159	Every Director present at any meeting of the Board or of a Committee thereof shall sign his name in a book to be kept for that purpose.
Chairman of Meeting	
164	If at any meeting of the Board, the Chairman is not present within fifteen minutes after the time appointed for holding the meeting, the Directors present may choose one of their members to be chairman of the meeting.
Ordinary Meetings	
165	The Board shall meet at least four times in a year and not more than one hundred and twenty days shall intervene between two consecutive meetings or in such manner as may be prescribed in the Act.
Powers of the Board	
186	Without prejudice to the provisions of the Act, and the provisions of the Rules, Bye-laws and Regulations, the Board shall have the following powers:- <ul style="list-style-type: none"> a) Borrowing Powers <ul style="list-style-type: none"> i. Subject to these Articles, the Board may, from time to time, but with such consent of the Company in general meeting as may be required by the Act, raise or borrow or secure the repayment of any moneys or sums of moneys for the purpose of the Company; provided that the moneys to be borrowed by the Company, apart from temporary loans obtained from the Company’s bankers in the ordinary course of business, shall not, without the sanction of the Company at a general meeting, exceed the aggregate of the paid-up capital of the Company and its free reserves. Provided that, every resolution passed by the Company or the power to borrow as stated above shall specify the total amount upto which moneys may be borrowed by the Board. The Directors may by a resolution at a meeting of the Board delegate the above power to borrow money otherwise than on debentures to a committee of Directors or the Managing Director within the limits prescribed. ii. Borrowing powers and assignment of debentures

Subject to these presents and the necessary approval of the Company at a general meeting, the Board may, from time to time, at their discretion, raise or borrow or secure the repayment of any sum or sums of money for the purpose of the Company at such time and in such manner and upon such terms and conditions as it thinks fit, and in particular, by promissory notes, or by opening overdraft accounts, or by receiving deposits and advances, with or without security, or by the issue of bonds, perpetual or redeemable, debentures or debenture stock of the Company charged upon all or any part of the property of the Company, present and future, including its uncalled capital for the time being, or by mortgaging or charging or pledging any land, buildings, goods, property and securities of the Company, or by such other means as may seem expedient.

iii. Terms of Issue of Debentures

Any debentures, debenture-stock or other securities may be issued at a discount, premium or otherwise and may be issued on the condition that they shall be convertible into shares of any denomination and with any privileges and conditions as to redemption, surrender, drawing, allotment of shares, attending (but not voting) at the general meeting, appointment of Directors and otherwise debentures with the right to conversion into or allotment of shares shall be issued only with the consent of the Company in the general meeting by a special resolution.

b) Legislative Powers

i. Power to Make Rules, Bye-laws and Regulations

The Board may, from time to time and subject to the provisions of the SCRA and the rules made thereunder and the Scheme, make, amend, add to or rescind any Rule or Rules and/or Bye-law or Bye-laws and/or Regulation or Regulations. Provided that these Articles shall be amended in the manner specified in this behalf in the Act.

ii. Amendments to Regulations

Any amendments, additions or alterations to any Regulation made by the Board in pursuance of the powers conferred by the Rules and Bye-laws to which such regulations relate shall be communicated to SEBI by fax or electronic mail within twenty four hours. The Board shall forthwith amend, alter or withdraw any such Regulation, if so desired by SEBI and such Regulation brought into force by direction of the SEBI shall not be subject to any alteration, addition or amendment by the Board, but shall be subject to amendment, alteration or addition only by SEBI.

iii. Suspension of Rules, Bye-laws and Regulations

The Board may, by a resolution supported by a two-thirds majority of the members present and voting at the meeting, waive or dispense with the strict enforcement or suspend the operation in part or in whole of any Rule or Rules and/or Bye-law or Bye-laws and/or Regulation or Regulations and in regard to any person and/or persons and/or security or securities and/or matter or matters connected therewith.

Provided that the Board shall not waive or dispense with the strict enforcement or suspend the operation in part or in whole of any Rule or Rules and/or Bye-law or Bye-laws continuously for a period exceeding three working days except with the prior approval of SEBI.

Provided further that when information regarding waiver and/or dispensation and/or suspension is so conveyed, in writing, as to reach SEBI in the normal course within twenty four hours of such decision having been taken by the Board, such decision shall remain in force until the time the decision of SEBI is communicated, in writing, to the Exchange and the decision of SEBI, so communicated, shall prevail.

c) Other General Powers

i. Delegation of Powers

The Board may, subject to such conditions as it may think fit, delegate such of its powers, except the power to make, amend, add to and rescind Rules and/or Bye-laws of the Exchange, as it may from time to time determine, to the Managing Director, the Whole Time Director, or to a Committee or Committees.

ii. Review

A person affected by a decision of the Managing Director or Whole Time Director or a Committee

	<p>acting under the powers delegated by the Board as provided in (i) above may require a review by the Board within seven days after the decision has been rendered.</p> <p>iii. Delegation of Powers in Emergency</p> <p>Whenever the Board in its discretion is of the opinion that an emergency exists, it may, delegate all or some of its powers for such period as it may determine to a Committee appointed out of its own members or to the Managing Director or the Whole Time Director from whose decision, there shall be no appeal.</p> <p>iv. Decision of Board Final</p> <p>In all matters brought under the consideration of the Board, its decision, whether expressed by a resolution or otherwise, shall be final and binding and shall be carried out forthwith by every Trading Member concerned and by his designated partners, Designated Directors / Nominees in the case of a company / body corporate, approved users, authorised representatives, agents, sub-brokers, remisiers or any other employees.</p>
187	The Company may exercise the powers conferred by the Act with regard to having an official seal for use abroad, and such powers shall be vested in the Board.
188	The Company may exercise the powers conferred on it by the Act with regard to the keeping of a foreign register; and the Board may (subject to the provisions of the Act) make and vary such regulations as it may think fit respecting the keeping of any such register.
189	All cheques, promissory notes, drafts, hundis, bills of exchange and other negotiable instruments, and all receipts for moneys paid to the Company, shall be signed, drawn, accepted, endorsed, or otherwise executed, as the case may be, by such person and in such manner as the Board shall from time to time by resolution determine.
Dividends and Reserves	
<i>Dividend in General Meeting</i>	
202	The Company in general meeting may declare dividends, but no dividend shall exceed the amount recommended by the Board.
<i>Interim Dividend</i>	
203	The Board may from time to time pay to the Shareholders such interim dividends as appear to it to be justified by the profits of the Company.
<i>Reserves</i>	
204	The Board may, before recommending any dividend, set aside out of the profits of the Company such sums as it thinks fit as a reserve or reserves which shall, at the discretion of the Board, be applicable for any purpose to which the profits of the Company may be properly applied, including provision for meeting contingencies or for equalising dividends; and pending such application, may, at the like discretion, either be employed in the business of the Company or be invested in such investments (other than shares of the Company) as the Board may, from time to time, think fit.
205	The Board may also carry forward any profits which it may consider necessary not to divide, without setting them aside as a reserve.
<i>Dividends to be paid on amounts credited</i>	
206	Subject to the rights of persons, if any, entitled to shares with special rights as to dividends, all dividends shall be declared and paid according to the amounts paid or credited as paid on the shares in respect whereof the dividend is paid, but if and so long as nothing is paid upon any of the shares in the Company, dividends may be declared and paid according to the amounts of the shares.
207	No amount paid or credited as paid on a share in advance of calls shall be treated for the purposes of this Article as paid on the share.
208	All dividends shall be apportioned and paid proportionately to the amounts paid or credited as paid on the shares during any portion or portions of the period in respect of which the dividend is paid; but if any share is issued on terms providing that it shall rank for dividend as from a particular date such share shall rank for dividend accordingly.
<i>Board can deduct from Dividend</i>	
209	The Board may deduct from any dividend payable to any Shareholder all sums of money if any, presently payable by him to the Company on account of calls or otherwise in relation to the shares of the Company.
<i>Dividend to be sent</i>	
210	Any dividend, interest or other monies payable in cash in respect of shares may be paid in such manner as the Board or the Managing Director may determine including by cheque or warrant (or such other manner as may be determined by the Board) sent through the post directed to the registered address of the holder or, in the case of joint holders, to the registered address of that one of the joint holders who is first named on the register of members, or to such person and to such address as the holder or joint holders may in writing direct.
211	Every such cheque or warrant shall be made payable to the order of the person to whom it is sent.
<i>Receipt by Joint Holders</i>	
212	Any one of two or more joint holders of a share may give effectual receipts for any dividends, bonuses or other moneys payable in respect of such share.

<i>Notice of Dividend</i>	
213	Notice of any dividend that may have been declared shall be given to the persons entitled to share therein in the manner mentioned in the Act.
<i>Dividend not to bear interest</i>	
214	No dividend shall bear interest against the Company.
<i>Unpaid or Unclaimed Dividend</i>	
215	Where the Company has declared a dividend but which has not been paid or claimed within 30 days from the date of declaration, transfer the total amount of dividend which remains unpaid or unclaimed within the said period of 30 days, to a special account to be opened by the Company in that behalf in any scheduled bank, to be called "Unpaid Dividend Account".
216	Any money transferred to the unpaid dividend account of a company which remains unpaid or unclaimed for a period of seven years from the date of such transfer, shall be transferred by the company to the Fund known as Investor Education and Protection Fund established under the Act.
217	No unclaimed or unpaid dividend shall be forfeited by the Board, before the claim becomes barred by law.
<i>Winding Up</i>	
226	Subject to the provisions of the Act: If the Company shall be wound up, the liquidator may, with the sanction of a special resolution of the Company and any other sanction required by the Act, divide amongst the Shareholders, in specie or kind, the whole or any part of the assets of the Company, whether they shall consist of property of the same kind or not.
227	For the purpose aforesaid, the liquidator may set such value as he deems fair upon any property to be divided as aforesaid and may determine how such division shall be carried out as between the Shareholders or different classes of Shareholders.
228	The liquidator may, with the like sanction, vest the whole or any part of such assets in trustees upon such trusts for the benefit of the contributories if he considers necessary but so that no Shareholders shall be compelled to accept any shares or other securities whereon there is any liability.
<i>Indemnity</i>	
229	Subject to the provisions of the Act, every director, officer or agent for the time being of the Company shall be indemnified out of the assets of the Company against any liability reasonably incurred by him in defending any proceedings, whether civil or criminal, in connection with his being a director, officer or agent of the Company in which judgment is given in his favour or in which he is acquitted or in which relief is granted to him by the Court or the tribunal.
230	The Board and the Directors shall not, in any manner, either collectively or individually, be liable to any person for any acts of commission or omission on its or their part done or omitted to be done by it or them in good faith in the due discharge of its or their duties, powers or authorities or any discretion vested in it or them.
<i>Secrecy Clause</i>	
231	No Shareholder shall be entitled to require discovery of or any information respecting any detail of the Company's trading (or of the exchange) or any matter which may be in the nature of a trade secret, mystery of trade or secret process which may relate to the conduct of the business of the Company and which in the opinion of the Directors it will be inexpedient in the interest of the Shareholders of the Company to communicate to the public.
<i>Registers</i>	
<i>Statutory Registers</i>	
234	The company shall keep and maintain at the registered office all statutory registers required under the provisions of the companies Act, 2013 for such duration as the board may unless otherwise prescribed, decide and in such manner and containing such particulars as prescribed by the Act and Rules. The register and copies shall be open for inspection during 11.00 a.m. to 1.00 p.m. on all working days, other than Saturdays and Sundays at the registered office of the Company by the persons entitled thereto on payment where required, of such fees as may be fixed by the Board but not exceeding the limits prescribed by the Act.

MATERIAL CONTRACTS AND DOCUMENTS FOR INSPECTION

The copies of the following contracts which have been entered into or are to be entered into by the Exchange (not being contracts entered into in the ordinary course of business carried on by the Exchange or contracts entered into more than two years before the date of the Draft Red Herring Prospectus) which are or may be deemed material were attached to the copy of the Red Herring Prospectus delivered to the RoC for registration. Copies of the abovementioned contracts and also the documents for inspection referred to hereunder, were made available for inspection at the Registered Office between 10 a.m. and 5 p.m. on all Working Days from the date of the Red Herring Prospectus until the Offer Closing Date.

A. Material contracts for the Offer

1. Offer agreement dated September 9, 2016 and amongst the Exchange, the Selling Shareholders and the Managers.
2. Addendum to the offer agreement dated January 4, 2017 entered into amongst the Exchange, the Selling Shareholders and the Managers.
3. Agreement dated September 6, 2016 amongst the Exchange, the Selling Shareholders and the Registrar to the Offer.
4. Escrow agreement dated January 9, 2017 amongst the Exchange, the Selling Shareholders, the Managers, the Syndicate Members, the Escrow Collection Banks, the Refund Bank and the Registrar to the Offer.
5. Share Escrow Agreement dated July 5, 2016 entered into amongst the Exchange, the Registrar to the Offer, the Escrow Agent and Edelweiss.
6. Addendum to the share escrow agreement dated September 6, 2016 entered into amongst the Exchange, the Registrar to the Offer, the Escrow Agent, the Selling Shareholders and the Managers.
7. Second Addendum to the share escrow agreement dated January 4, 2017 entered into amongst the Exchange, the Registrar to the Offer, the Escrow Agent, the Selling Shareholders and the Managers.
8. Syndicate agreement dated January 9, 2017 amongst the Exchange, the Selling Shareholders, the Managers and the Syndicate Members.
9. Underwriting agreement dated January 28, 2017 amongst the Exchange, the Selling Shareholders and the Underwriters.

B. Other material contracts in relation to the Exchange

1. Investment agreement dated February 14, 2007 between Deutsche Börse AG and the Exchange and letter dated September 6, 2016.
2. Investment agreement dated March 7, 2007 between Singapore Exchange Limited and the Exchange and letter dated September 7, 2016.
3. Operation, license and distribution agreement dated February 19, 2013 between S&P Dow Jones Indices LLC and the Exchange.
4. Assignment cum re-arrangement agreement dated September 13, 2013 between S&P Dow Jones Indices LLC, Asia Index and the Exchange.
5. Shareholders' agreement dated September 13, 2013 between SPDJS, Asia Index and the Exchange.
6. Services agreement dated September 13, 2013 between Asia Index and the Exchange.
7. Undertaking dated September 13, 2013 executed by S&P Dow Jones Indices LLC in favour of the Exchange.

8. Guarantee dated September 13, 2013 executed by S&P Dow Jones Indices LLC in favour of the Exchange.
9. New Trading Architecture Software License Agreement dated March 24, 2013 between Eurex Frankfurt AG and the Exchange, as amended in November, 2015.
10. Tripartite Agreement amongst NSDL, our Exchange and Registrar to the Offer, dated September 2, 2005.
11. Tripartite Agreement amongst CDSL, our Exchange and Registrar to the Offer, dated August 20, 2005.

C. Material documents

1. Certified copies of the Memorandum and Articles of Association, as amended till date.
2. BSE Rules and BSE Bye-laws.
3. BSE (Corporatisation and Demutualisation) Scheme, 2005.
4. Certificate of incorporation issued by the Ministry of Corporate Affairs in the name of ‘Bombay Stock Exchange Limited’ on August 8, 2005 and a fresh certificate of incorporation issued by the Ministry of Corporate Affairs upon name change to ‘BSE Limited’ Mumbai on July 8, 2011.
5. Certificate of commencement of business issued by the Ministry of Corporate Affairs in the name of ‘Bombay Stock Exchange Limited’ on August 12, 2005; and
6. SEBI letter dated March 14, 2016 granting in-principle approval for listing of Equity Shares on a recognized stock exchange.
7. Resolution of the Board dated May 5, 2016 approving the Offer.
8. Resolution of the shareholders dated June 24, 2016 authorising the Offer.
9. Selling Shareholders’ Consent Letters authorising the Offer.
10. Letter dated July 5, 2016 issued by the Exchange to its Shareholders inviting them to participate in the Offer as amended by letter dated October 4, 2016.
11. Resolution of the Board dated September 7, 2016 approving the Draft Red Herring Prospectus.
12. Resolution of the Board dated January 10, 2017 approving the Red Herring Prospectus.
13. Resolution of the Board dated January 28, 2017 approving the Prospectus.
14. The examination reports of the Auditors, Deloitte Haskins & Sells LLP, Chartered Accountants, on our Restated Consolidated Financial Information and Restated Standalone Financial Information, each dated January 3, 2017 included in this Prospectus.
15. The audit reports of the Auditors, Deloitte Haskins & Sells LLP, Chartered Accountants, in relation to our Exchange’s Ind AS Financial Statements dated October 28, 2016 and Unaudited Proforma Consolidated Condensed Financial Information dated January 3, 2017 included in this Prospectus.
16. The statement of tax benefits dated January 3, 2017 included in this Prospectus.
17. Report titled “*Industry Report for Stock Exchanges, December 2016*” prepared by CARE Research.
18. Copies of the annual reports of our Exchange for Fiscal 2016, Fiscal 2015, Fiscal 2014, Fiscal 2013 and Fiscal 2012.

19. Consents of our Directors, the Managers, Syndicate Members, if any, Legal Counsel to the Exchange as to Indian law, Legal Counsel to the Managers as to Indian law, Legal Counsel to the Managers as to international law, Legal Counsel to Selling Shareholders, Registrars to the Offer, Escrow Collection Banks, bankers to the Exchange, Company Secretary and Compliance Officer and the Chief Financial Officer as referred to in their specific capacities.
20. Consents from CARE and the Statutory Auditors to being named as “Experts” under the Companies Act, 2013 each dated January 6, 2017 and January 3, 2017, respectively.
21. SEBI observations dated October 10, 2016 and December 30, 2016.
22. Letters received from SEBI bearing numbers CFD/DIL-1/BNS/SD/OW/P/2017/832/1 and CFD/DIL-1/BNS/SD/OW/P/2017/1009/1, dated January 10, 2017 and January 11, 2017, respectively.
23. In-principle listing approval dated October 7, 2016 from NSE.
24. Due diligence certificate dated September 9, 2016 to SEBI from the Managers.
25. Consent from the Auditor for inclusion of their name as the statutory auditor and of their reports on accounts in the form and context in which they appear in this Prospectus.
26. Board resolution dated October 3, 2012, shareholders’ resolution dated July 30, 2013, SEBI approval letter dated November 1, 2012 and employment agreement dated November 2, 2012 and amendments to the employment agreement, pursuant to SEBI approval dated May 20, 2014 and March 2, 2015 respectively, and amendment agreements dated September 2, 2014 and April 15, 2015, respectively, laying down the terms and conditions in relation to the appointment of Mr. Ashishkumar Manilal Chauhan.

Any of the contracts or documents mentioned in this Prospectus may be amended or modified at any time if so required in the interest of the Exchange or if required by the other parties, without reference to the shareholders, subject to compliance with applicable laws.

DECLARATION

We, the Directors of the Exchange, hereby certify and declare that all relevant provisions of the Companies Act, and the rules/ regulations and guidelines issued by the Government of India or the guidelines and regulations issued by SEBI, as the case may be, have been complied with and no statement made in this Prospectus is contrary to the provisions of the Companies Act, the SCRA or the SEBI Act, SECC Regulations or rules made thereunder or guidelines and regulations issued, as the case may be. We further certify that all statements in this Prospectus are true and correct.

Signed by the Directors of the Exchange

Sudhakar Rao Chairman and Public Interest Director	Ashishkumar Manilal Chauhan Managing Director and Chief Executive Officer
Dhirendra Swarup Public Interest Director	Kasturirangan Krishnaswamy Public Interest Director
Sumit Bose Public Interest Director	Sethurathnam Ravi Public Interest Director
Vikramajit Sen Public Interest Director	Rajeshree Sabnavis Shareholder Director
Sriprakash Kothari Shareholder Director	Thomas Lars Bendixen Shareholder Director
Usha Sangwan Shareholder Director	

Date: January 28, 2017

Place: Mumbai

Signed by the Chief Financial Officer

Nayan Mehta

Date: January 28, 2017

Place: Mumbai

DECLARATION BY SELLING SHAREHOLDERS

Each Selling Shareholder, severally and not jointly, certifies that all statements and undertakings made in this Prospectus by it or in relation to itself and the Equity Shares being offered by it by way of the Offer are true and correct. Each Selling Shareholder assumes no responsibility for any other statements in this Prospectus.

Signed on behalf of the Selling Shareholders by its duly constituted attorney holder

Sd/-

BSE Limited (as the duly constituted power of attorney holder for the Selling Shareholders)

Date: January 28, 2017

Place: Mumbai

ANNEXURE A – LIST OF SELLING SHAREHOLDERS

Sr. No.	Name of Shareholder	Pre-Offer		Post- Offer		Offered Shares	
		Number of equity shares	As a % of Pre-offer share capital of the Exchange	Number of equity shares	As a % of Post-offer share capital of the Exchange	Number of equity shares Offered^	As a % of Total number of equity shares Offered in the Offer^
1.	Singapore Exchange Limited	2,549,443	4.67	0	0.00	2,549,443	16.53
2.	Atticus Mauritius Ltd	2,007,772	3.68	0	0.00	2,007,772	13.01
3.	Quantum (m) Limited	2,007,772	3.68	0	0.00	2,007,772	13.01
4.	GKFF Ventures	2,456,931	4.50	1,228,465	2.25	1,228,466	7.96
5.	Acacia Banyan Partners Limited	2,007,772	3.68	1,007,772	1.85	1,000,000	6.48
6.	Caldwell India Holdings Inc	2,007,772	3.68	1,173,319	2.15	834,453	5.41
7.	Bajaj Holdings And Investment Ltd	1,503,398	2.75	751,699	1.38	751,699	4.87
8.	Nadathur Estates Private Limited	565,500	1.04	0	0.00	565,500	3.67
9.	Isheta Realty Private Limited	530,835	0.97	371,585	0.68	159,250	1.03
10.	Keynote capitals Ltd	85,527	0.16	0	0.00	85,527	0.55
11.	Sharekhan	70,700	0.13	0	0.00	70,700	0.46
12.	Sanat M. Dalal Securities Pvt. Ltd	65,000	0.12	0	0.00	65,000	0.42
13.	Citigroup Global Markets India Private Limited	65,000	0.12	0	0.00	65,000	0.42
14.	Jsel Securities Ltd.	65,000	0.12	0	0.00	65,000	0.42
15.	Niranjan Ranchhoddas Shah	65,000	0.12	0	0.00	65,000	0.42
16.	Mse Financial Services Limited	65,000	0.12	0	0.00	65,000	0.42
17.	Dinesh Ramanlal Thanvi	65,000	0.12	5,000	0.01	60,000	0.39
18.	Kalpesh Manoharlal Shah	41,745	0.08	1,745	0.00	40,000	0.26
19.	Mukesh Manharlal Parekh	47,209	0.09	7,209	0.01	40,000	0.26
20.	Dilip Manharlal Parekh	47,209	0.09	7,209	0.01	40,000	0.26
21.	Gen Y Commodities Pvt Ltd	38,954	0.07	0	0.00	38,954	0.25
22.	Vinay Jitendra Mashruwala	38,317	0.07	750	0.00	37,567	0.24
23.	Chandrakant Vallabhdas Mehta	65,144	0.12	27,644	0.05	37,500	0.24
24.	Eastern Equities Pvt Ltd	35,347	0.06	0	0.00	35,347	0.23
25.	Nemish S Shah	35,347	0.06	0	0.00	35,347	0.23
26.	Centrum Broking Limited	35,347	0.06	0	0.00	35,347	0.23

Sr. No.	Name of Shareholder	Pre-Offer		Post- Offer		Offered Shares	
		Number of equity shares	As a % of Pre-offer share capital of the Exchange	Number of equity shares	As a % of Post-offer share capital of the Exchange	Number of equity shares Offered^	As a % of Total number of equity shares Offered in the Offer^
27.	Four Dimensions Securities (India) Ltd	35,347	0.06	0	0.00	35,347	0.23
28.	JM Financial Institutional Securities Limited	35,347	0.06	0	0.00	35,347	0.23
29.	Cnb Finwiz Private Limited	35,347	0.06	0	0.00	35,347	0.23
30.	Twin Earth Securities Pvt Ltd	35,347	0.06	0	0.00	35,347	0.23
31.	Elixir Equities Private Limited	35,347	0.06	0	0.00	35,347	0.23
32.	Bhagwandas Gordhandas Financial Private Limited	35,347	0.06	0	0.00	35,347	0.23
33.	Paresh Bhagwandas Shah	35,347	0.06	0	0.00	35,347	0.23
34.	Roongta Capital Markets Pvt.Ltd	35,347	0.06	0	0.00	35,347	0.23
35.	Saroj Chandrashekhar Agrawal	35,347	0.06	0	0.00	35,347	0.23
36.	Rupande Anil Dalal	35,347	0.06	347	0.00	35,000	0.23
37.	Jamms Stock Brokers Private Limited	34,755	0.06	0	0.00	34,755	0.23
38.	Pravin V Shah Stock Broking Pvt Ltd	65,000	0.12	32,500	0.06	32,500	0.21
39.	Ajay Rasiklal Vora	65,000	0.12	32,500	0.06	32,500	0.21
40.	R K Piparaiya	65,500	0.12	33,000	0.06	32,500	0.21
41.	Bhogilal Trikamlal Sec Pvt Ltd- Beneficiary A/C	65,000	0.12	32,500	0.06	32,500	0.21
42.	Shishir Pramodrai Shah	65,000	0.12	32,500	0.06	32,500	0.21
43.	Rajshekhar Brijkishore Agrawal	65,000	0.12	32,500	0.06	32,500	0.21
44.	Shailesh Mulchand Nissar	32,000	0.06	2,000	0.00	30,000	0.19
45.	Shardul Securities Limited	29,419	0.05	0	0.00	29,419	0.19
46.	A to Z Broking Services Private Ltd	29,419	0.05	0	0.00	29,419	0.19
47.	Indira Securities Private Limited	29,419	0.05	0	0.00	29,419	0.19
48.	Sykes & Ray Equities (I) Ltd.	29,419	0.05	0	0.00	29,419	0.19
49.	Emkay Global Financial Services Limited	29,419	0.05	0	0.00	29,419	0.19

Sr. No.	Name of Shareholder	Pre-Offer		Post- Offer		Offered Shares	
		Number of equity shares	As a % of Pre-offer share capital of the Exchange	Number of equity shares	As a % of Post-offer share capital of the Exchange	Number of equity shares Offered^	As a % of Total number of equity shares Offered in the Offer^
50.	Concept Shares & Securities Pvt. Ltd.	29,419	0.05	0	0.00	29,419	0.19
51.	Naresh Umedmal Sanghvi	29,419	0.05	0	0.00	29,419	0.19
52.	P Suryakant Share And Stock Brokers Pvt Ltd	29,419	0.05	0	0.00	29,419	0.19
53.	Dhyan Stock Broking Pvt.Ltd.	28,000	0.05	0	0.00	28,000	0.18
54.	Upen Mugatlal Doshi	32,383	0.06	4,883	0.01	27,500	0.18
55.	Jagdish Dhirajlal Dalal	32,383	0.06	5,000	0.01	27,383	0.18
56.	Prakash K Shah Shares And Securities Pvt. Ltd.	25,347	0.05	0	0.00	25,347	0.16
57.	Veekrant Stocks & Finance Pvt. Ltd.	25,272	0.05	0	0.00	25,272	0.16
58.	Anil Ranmal Gudhka	50,173	0.09	25,000	0.05	25,173	0.16
59.	Idbi Capital Markets & Securities Limited	35,347	0.06	10,347	0.02	25,000	0.16
60.	V.K.Nanavaty Share & Stock Brokers Pvt.Ltd	29,419	0.05	4,419	0.01	25,000	0.16
61.	Unique Stockbro Pvt. Ltd	29,419	0.05	4,419	0.01	25,000	0.16
62.	Rajababu Bhagubhai Gandhi	47,209	0.09	22,500	0.04	24,709	0.16
63.	Jayesh Bhagubhai Gandhi	47,209	0.09	22,500	0.04	24,709	0.16
64.	Rajendra K Dalal Securities & Finance (P) Ltd	36,500	0.07	12,000	0.02	24,500	0.16
65.	Ramesh S Damani Finance (P) Ltd	23,491	0.04	0	0.00	23,491	0.15
66.	Gandhi Securities & Investment Pvt. Ltd.	23,491	0.04	0	0.00	23,491	0.15
67.	Smk Shares And Stock Broking Pvt.Ltd.	23,491	0.04	0	0.00	23,491	0.15
68.	Nandkishor Jagmohanlal Dalal	53,137	0.10	30,000	0.05	23,137	0.15
69.	Jaysukhlal Jagjivan Stock Broking Pvt. Ltd.	35,347	0.06	12,500	0.02	22,847	0.15
70.	Ketan Sumantrai Shah	45,500	0.08	23,000	0.04	22,500	0.15
71.	Mehta Vakil & Co. Pvt. Ltd.	35,347	0.06	14,347	0.03	21,000	0.14
72.	Dalal & Broacha Stock Broking Pvt.Ltd.	33,247	0.06	12,500	0.02	20,747	0.13
73.	India Capital Markets Private	20,527	0.04	0	0.00	20,527	0.13

Sr. No.	Name of Shareholder	Pre-Offer		Post- Offer		Offered Shares	
		Number of equity shares	As a % of Pre-offer share capital of the Exchange	Number of equity shares	As a % of Post-offer share capital of the Exchange	Number of equity shares Offered^	As a % of Total number of equity shares Offered in the Offer^
	Limited						
74.	Jm Financial Services Limited	20,552	0.04	25	0.00	20,527	0.13
75.	Ratnabali Capital Markets Private Limited	20,527	0.04	0	0.00	20,527	0.13
76.	Pragya Securities Pvt. Ltd. - Investment A\C	20,527	0.04	0	0.00	20,527	0.13
77.	Pankaj Mangaldas Securities Pvt Ltd	35,347	0.06	14,847	0.03	20,500	0.13
78.	Jyoti Rajendra Shah	45,023	0.08	25,000	0.05	20,023	0.13
79.	Indsec Sec. & Fin. Ltd.	45,000	0.08	25,000	0.05	20,000	0.13
80.	Mansukh Stock Brokers Ltd	41,281	0.08	21,281	0.04	20,000	0.13
81.	Mehul Jayantilal Shah	32,500	0.06	12,500	0.02	20,000	0.13
82.	B R Jalan Sec.Pvt.Ltd	20,781	0.04	781	0.00	20,000	0.13
83.	Ajmera Associates Ltd.	65,000	0.12	45,000	0.08	20,000	0.13
84.	Hornic Investment Pvt Ltd	41,281	0.08	21,281	0.04	20,000	0.13
85.	Ravindra Jumakhlal Shah	30,173	0.06	10,173	0.02	20,000	0.13
86.	Parikshit Rajaram Joshi	47,209	0.09	27,209	0.05	20,000	0.13
87.	Ajay Kumar Agarwal	19,500	0.04	0	0.00	19,500	0.13
88.	Pramod Kumar Agarwal	19,500	0.04	0	0.00	19,500	0.13
89.	Vinod Kumar Agarwal	19,500	0.04	0	0.00	19,500	0.13
90.	Idbi Bank Ltd.	19,480	0.04	0	0.00	19,480	0.13
91.	Mbd Securities Pvt Ltd	19,000	0.03	0	0.00	19,000	0.12
92.	Ullhas Chandrakant Paymaster	18,991	0.03	0	0.00	18,991	0.12
93.	Lalit Kumar Akheraj Nagal	17,563	0.03	0	0.00	17,563	0.11
94.	Harjivandas Nemidas Securities Private Limited	17,563	0.03	0	0.00	17,563	0.11
95.	Shirin Navroze Lalkaka	35,000	0.06	17,500	0.03	17,500	0.11
96.	Shri Brij Securities Pvt Ltd	35,347	0.06	17,847	0.03	17,500	0.11
97.	B. D. Shah Securities Limited	35,347	0.06	17,847	0.03	17,500	0.11
98.	Arj Shares And Stock Brokers Pvt Ltd	32,097	0.06	15,000	0.03	17,097	0.11

Sr. No.	Name of Shareholder	Pre-Offer		Post- Offer		Offered Shares	
		Number of equity shares	As a % of Pre-offer share capital of the Exchange	Number of equity shares	As a % of Post-offer share capital of the Exchange	Number of equity shares Offered^	As a % of Total number of equity shares Offered in the Offer^
99.	Nipun Dipchand Taswala	38,317	0.07	22,500	0.04	15,817	0.10
100.	Sushil Financial Services Private Ltd (Ben A/C)	35,347	0.06	20,000	0.04	15,347	0.10
101.	Monica Mahesh Patel	15,347	0.03	0	0.00	15,347	0.10
102.	Rawal Khimchand Sardarji	45,000	0.08	30,000	0.05	15,000	0.10
103.	Ack Capital Management Pvt. Ltd.	47,209	0.09	32,209	0.06	15,000	0.10
104.	Tj Stock Broking Services (P) Ltd	35,347	0.06	20,347	0.04	15,000	0.10
105.	M R Share Broking Pvt Ltd	65,000	0.12	50,000	0.09	15,000	0.10
106.	Kedia Shares & Stocks Brokers Ltd.	35,347	0.06	20,347	0.04	15,000	0.10
107.	Adi Lim Bilimoria	20,322	0.04	5,322	0.01	15,000	0.10
108.	Ramrakh R Bohra	30,075	0.06	15,075	0.03	15,000	0.10
109.	Mother India Securities (P) Ltd	65,000	0.12	50,000	0.09	15,000	0.10
110.	Niku Mercantile Pvt.Ltd. Niku	15,000	0.03	0	0.00	15,000	0.10
111.	Bnr Capital Services Private Limited	64,675	0.12	50,000	0.09	14,675	0.10
112.	Mahesh Chain Khubchandani	29,419	0.05	15,000	0.03	14,419	0.09
113.	Adolf Patrick Pinto	14,295	0.03	0	0.00	14,295	0.09
114.	Mss Securities Pvt Ltd	29,419	0.05	15,419	0.03	14,000	0.09
115.	Rajiv Hiralal Kothari	30,137	0.06	16,387	0.03	13,750	0.09
116.	Bipin Ratilal Vora	33,654	0.06	20,000	0.04	13,654	0.09
117.	Progressive Share Brokers Pvt. Ltd.	13,347	0.02	0	0.00	13,347	0.09
118.	Brijmohan Sekhsaria	13,000	0.02	0	0.00	13,000	0.08
119.	Yogesh G Rungta	13,000	0.02	0	0.00	13,000	0.08
120.	Saurashtra Capital Services Pvt. Ltd.	25,363	0.05	12,500	0.02	12,863	0.08
121.	B.D.Shroff Securities Pvt.Ltd.	35,347	0.06	22,500	0.04	12,847	0.08
122.	Lallubhai Ranchhoddas Share Brokers Pvt. Ltd.	35,347	0.06	22,500	0.04	12,847	0.08
123.	Dhanki Securities Pvt.Ltd.	32,628	0.06	20,000	0.04	12,628	0.08
124.	Mefcom Securities Ltd	25,000	0.05	12,500	0.02	12,500	0.08

Sr. No.	Name of Shareholder	Pre-Offer		Post- Offer		Offered Shares	
		Number of equity shares	As a % of Pre-offer share capital of the Exchange	Number of equity shares	As a % of Post-offer share capital of the Exchange	Number of equity shares Offered^	As a % of Total number of equity shares Offered in the Offer^
125.	Arun Chandrasen Porecha	35,347	0.06	22,847	0.04	12,500	0.08
126.	Yogesh R Choksey	50,173	0.09	37,673	0.07	12,500	0.08
127.	Hasmukh Lalbhai Share Brokers Pvt. Ltd.	42,647	0.08	30,147	0.06	12,500	0.08
128.	Jitendra Kantilal Shah (Huf)	13,500	0.02	1,000	0.00	12,500	0.08
129.	Bharti Rajnikant Kothari	17,500	0.03	5,000	0.01	12,500	0.08
130.	Kamlesh Ramanlal Shah	30,032	0.06	17,532	0.03	12,500	0.08
131.	Deepak Popatlal Vora	40,000	0.07	27,500	0.05	12,500	0.08
132.	Nilesh Manharlal Mehta	25,337	0.05	12,837	0.02	12,500	0.08
133.	Shailesh Laxmidas Shah	24,459	0.04	12,000	0.02	12,459	0.08
134.	Bharat Vrajlal Dhanki	27,169	0.05	15,000	0.03	12,169	0.08
135.	Maheshkumar Trikandas Matani	11,783	0.02	0	0.00	11,783	0.08
136.	Janak Jayant Dalal	11,628	0.02	0	0.00	11,628	0.08
137.	Hemendra K Shah	41,281	0.08	30,000	0.05	11,281	0.07
138.	Kirti R. Shah Shares & Stock Brokers Pvt Ltd	23,750	0.04	12,500	0.02	11,250	0.07
139.	Virendra Navnitlal Stock Broking Pvt. Ltd.	43,654	0.08	32,500	0.06	11,154	0.07
140.	Amit Nalin Securities Pvt Ltd	32,383	0.06	21,383	0.04	11,000	0.07
141.	Dilip Chandratandas Bagri	10,527	0.02	0	0.00	10,527	0.07
142.	D M Kantol Share & Stock Brokers Pvt Ltd	35,347	0.06	24,847	0.05	10,500	0.07
143.	Nagindas P. Kothari Share & Stock Brokers Pvt Ltd	35,347	0.06	25,000	0.05	10,347	0.07
144.	Harendra D Mehta Share & Stock Brokers Pvt Ltd	35,347	0.06	25,000	0.05	10,347	0.07
145.	Vpl Shah Share And Securities Pvt Ltd	35,347	0.06	25,000	0.05	10,347	0.07
146.	Bharat Hiralal Sheth	65,000	0.12	55,000	0.10	10,000	0.06
147.	Shah Dipika Harkishan	22,750	0.04	12,750	0.02	10,000	0.06
148.	Bjd Securities Pvt Ltd	18,948	0.03	8,948	0.02	10,000	0.06
149.	Kamal Ashok	11,350	0.02	1,350	0.00	10,000	0.06

Sr. No.	Name of Shareholder	Pre-Offer		Post- Offer		Offered Shares	
		Number of equity shares	As a % of Pre-offer share capital of the Exchange	Number of equity shares	As a % of Post-offer share capital of the Exchange	Number of equity shares Offered^	As a % of Total number of equity shares Offered in the Offer^
	Samani						
150.	R N Patwa Shares & Stock Brokers (P) Ltd	65,000	0.12	55,000	0.10	10,000	0.06
151.	Ajay Jayantilal Shah	32,500	0.06	22,500	0.04	10,000	0.06
152.	Bhavik Rajesh Khandhar Share & Stock Brokers Pvt.L	50,173	0.09	40,173	0.07	10,000	0.06
153.	B.M.Gandhi Securities Pvt.Ltd.	19,347	0.04	9,347	0.02	10,000	0.06
154.	K Damani Securities Private Limited	21,684	0.04	11,684	0.02	10,000	0.06
155.	Honey Consultancy Services Pvt Ltd	10,000	0.02	0	0.00	10,000	0.06
156.	Nirman Share Brokers Pvt. Ltd.	29,419	0.05	20,000	0.04	9,419	0.06
157.	Shaileshkumar Trikamdas Matani	11,782	0.02	2,500	0.00	9,282	0.06
158.	Rishi Stock And Share Private Limited	8,664	0.02	0	0.00	8,664	0.06
159.	Kishor Ajmera	56,108	0.10	47,608	0.09	8,500	0.06
160.	Ram Raj Securities Pvt.Ltd.	11,628	0.02	3,128	0.01	8,500	0.06
161.	Ashok Dhirajlal Dalal	29,419	0.05	21,500	0.04	7,919	0.05
162.	Premlata Bagri	18,400	0.03	10,500	0.02	7,900	0.05
163.	Mlr Securities Pvt Ltd.	32,628	0.06	25,000	0.05	7,628	0.05
164.	K.M.Global Financial Services Pvt.Ltd	32,628	0.06	25,000	0.05	7,628	0.05
165.	Vipul R. Shah	10,000	0.02	2,500	0.00	7,500	0.05
166.	Samir R Shah	10,000	0.02	2,500	0.00	7,500	0.05
167.	M/S. K. Jayantilal Securities Pvt. Ltd.	34,097	0.06	26,597	0.05	7,500	0.05
168.	Concept Securities Pvt. Ltd	7,500	0.01	0	0.00	7,500	0.05
169.	Vikram S Kothari	7,404	0.01	0	0.00	7,404	0.05
170.	Var Shares & Stocks Pvt Ltd	35,347	0.06	28,000	0.05	7,347	0.05
171.	Kamal Dhansukhlal Parekh	14,138	0.03	7,000	0.01	7,138	0.05
172.	Jrd Securities Pvt Ltd	7,182	0.01	182	0.00	7,000	0.05
173.	Saikripa Securities Limited	19,419	0.04	12,500	0.02	6,919	0.04
174.	Ssd Securities Private Limited	11,628	0.02	5,000	0.01	6,628	0.04

Sr. No.	Name of Shareholder	Pre-Offer		Post- Offer		Offered Shares	
		Number of equity shares	As a % of Pre-offer share capital of the Exchange	Number of equity shares	As a % of Post-offer share capital of the Exchange	Number of equity shares Offered^	As a % of Total number of equity shares Offered in the Offer^
175.	Pine Tree Finserve Pvt Ltd	6,500	0.01	0	0.00	6,500	0.04
176.	Jrm Share & Stock Brokers Private Limited	26,250	0.05	20,000	0.04	6,250	0.04
177.	Hansa Surendra Dalal	6,750	0.01	750	0.00	6,000	0.04
178.	Churiwala Securities Pvt.Ltd.	28,628	0.05	22,628	0.04	6,000	0.04
179.	Jasvantlal Girdharlal Shah	30,000	0.05	24,000	0.04	6,000	0.04
180.	Bosuna Investors Guild Private Limited	5,713	0.01	0	0.00	5,713	0.04
181.	Libra Holdings Pvt Ltd	5,700	0.01	0	0.00	5,700	0.04
182.	Ikm Investors (P) Ltd	5,700	0.01	0	0.00	5,700	0.04
183.	First India Securities Pvt Ltd	5,700	0.01	0	0.00	5,700	0.04
184.	Jamson Securities Pvt Ltd	5,700	0.01	0	0.00	5,700	0.04
185.	Mahico Private Limited	5,700	0.01	0	0.00	5,700	0.04
186.	Dimensional Securities Pvt. Ltd.	5,700	0.01	0	0.00	5,700	0.04
187.	Akash Kirit Shah	5,700	0.01	0	0.00	5,700	0.04
188.	A.S.Stock Broking & Management Pvt. Ltd.	5,700	0.01	0	0.00	5,700	0.04
189.	H.J.Securities Pvt.Ltd.	5,700	0.01	0	0.00	5,700	0.04
190.	Ramesh M Damani	5,700	0.01	0	0.00	5,700	0.04
191.	Jagdish S Dalal	6,750	0.01	1,250	0.00	5,500	0.04
192.	Khambatta Securities Limited.	18,000	0.03	12,500	0.02	5,500	0.04
193.	Ajay Manharlal Mehta Huf .	25,336	0.05	20,000	0.04	5,336	0.03
194.	Indravadan Chimanlal Shah	17,673	0.03	12,500	0.02	5,173	0.03
195.	Suresh O. Khandelwal	62,328	0.11	57,328	0.11	5,000	0.03
196.	G N H Global Securities Limited	29,000	0.05	24,000	0.04	5,000	0.03
197.	Pallavi Harsh Nahata	15,781	0.03	10,781	0.02	5,000	0.03
198.	Bhupendrakumar Ambalal Shah	28,952	0.05	23,952	0.04	5,000	0.03
199.	Innovate Servies Private Ltd	5,000	0.01	0	0.00	5,000	0.03
200.	Rati Noshir Mehta.	5,000	0.01	0	0.00	5,000	0.03
201.	Ajcon Global Services Limited	4,700	0.01	0	0.00	4,700	0.03
202.	Vijit Asset	4,550	0.01	0	0.00	4,550	0.03

Sr. No.	Name of Shareholder	Pre-Offer		Post- Offer		Offered Shares	
		Number of equity shares	As a % of Pre-offer share capital of the Exchange	Number of equity shares	As a % of Post-offer share capital of the Exchange	Number of equity shares Offered^	As a % of Total number of equity shares Offered in the Offer^
	Management Pvt. Ltd.						
203.	Rajnikant Chhotalal Shah	14,423	0.03	10,000	0.02	4,423	0.03
204.	Vandana Nitin Daga	4,390	0.01	0	0.00	4,390	0.03
205.	Jignesh Vijaykumar Shah	3,900	0.01	0	0.00	3,900	0.03
206.	Kailash Bagri	4,891	0.01	1,000	0.00	3,891	0.03
207.	Audhesh R Rungta	4,333	0.01	583	0.00	3,750	0.02
208.	Daksha Dhansukhlal Parekh	7,069	0.01	3,500	0.01	3,569	0.02
209.	Laxminarayan Satishchandra Broking Pvt Ltd	9,063	0.02	5,563	0.01	3,500	0.02
210.	Vijay Pravinchandra Shah	3,500	0.01	0	0.00	3,500	0.02
211.	Nirmal Gopikishan Rungta	3,000	0.01	0	0.00	3,000	0.02
212.	Swikrutee Finance Private Limited	25,974	0.05	22,974	0.04	3,000	0.02
213.	Manjuben Sureshbhai Shah	5,000	0.01	2,000	0.00	3,000	0.02
214.	Ajay Ishwarlal Dalal	35,347	0.06	32,500	0.06	2,847	0.02
215.	Hts Securities (P.) Ltd.	35,347	0.06	32,500	0.06	2,847	0.02
216.	Jamnadas Virji Shares & Stock Brokers P Ltd	35,347	0.06	32,500	0.06	2,847	0.02
217.	Consortium Sec.Pvt.Ltd	5,700	0.01	2,950	0.01	2,750	0.02
218.	Pilot Capital Private Limited	47,209	0.09	44,500	0.08	2,709	0.02
219.	Mangal Keshav Sec. Ltd	5,008	0.01	2,508	0.00	2,500	0.02
220.	Siddharth J. Shah	5,032	0.01	2,532	0.00	2,500	0.02
221.	Piyush Dilipbhai Shah	2,500	0.00	0	0.00	2,500	0.02
222.	Jitendra Kantilal Shah	2,500	0.00	0	0.00	2,500	0.02
223.	Varsha Hemant Desai	2,500	0.00	0	0.00	2,500	0.02
224.	Chanchal Mahesh Ruia	3,564	0.01	1,564	0.00	2,000	0.01
225.	Harsitaben Jaswantbhai Shah	3,250	0.01	1,250	0.00	2,000	0.01
226.	Sangita Lohia	2,000	0.00	0	0.00	2,000	0.01
227.	Srigopal Jamunadhar Pachisia	2,000	0.00	0	0.00	2,000	0.01
228.	Smita Naresh Pachisia	2,000	0.00	0	0.00	2,000	0.01

Sr. No.	Name of Shareholder	Pre-Offer		Post- Offer		Offered Shares	
		Number of equity shares	As a % of Pre-offer share capital of the Exchange	Number of equity shares	As a % of Post-offer share capital of the Exchange	Number of equity shares Offered^	As a % of Total number of equity shares Offered in the Offer^
229.	Amish Narendra Shah	2,550	0.00	1,000	0.00	1,550	0.01
230.	Rohan Rajesh Shah	2,600	0.00	1,100	0.00	1,500	0.01
231.	Devesh Nandkishore Goyal	1,500	0.00	0	0.00	1,500	0.01
232.	Kanji Forex Pvt. Ltd	1,500	0.00	0	0.00	1,500	0.01
233.	Anurag Gupta Huf .	1,500	0.00	0	0.00	1,500	0.01
234.	Dr.Nirupama Bhupendra Shah	6,298	0.01	5,000	0.01	1,298	0.01
235.	Rajul Milan Shah	3,250	0.01	2,000	0.00	1,250	0.01
236.	Pravin Nanji Gala	16,250	0.03	15,000	0.03	1,250	0.01
237.	Manisha Arun Agarwal	1,250	0.00	0	0.00	1,250	0.01
238.	Sangeeta Apurva Shah	1,250	0.00	0	0.00	1,250	0.01
239.	Vinaychandra M Shah	1,175	0.00	0	0.00	1,175	0.01
240.	Atit Mitin Shah	1,123	0.00	0	0.00	1,123	0.01
241.	Mehta Dipak V.	1,122	0.00	0	0.00	1,122	0.01
242.	Suresh Vrajlal Shah (Huf)	1,550	0.00	550	0.00	1,000	0.01
243.	Ashok Lohia	1,000	0.00	0	0.00	1,000	0.01
244.	Bijal Jinesh Shah	1,000	0.00	0	0.00	1,000	0.01
245.	Chetna Jatin Patel	750	0.00	0	0.00	750	0.00
246.	Pravin Karbhari Garje	700	0.00	0	0.00	700	0.00
247.	Bhupendra A Shah Huf .	1,379	0.00	879	0.00	500	0.00
248.	Gita P Merchant	500	0.00	0	0.00	500	0.00
249.	Chanda Harish Roongta	500	0.00	0	0.00	500	0.00
250.	Brijmohan Gopaldas Soni	500	0.00	0	0.00	500	0.00
251.	Devendra Surendra Shah	500	0.00	0	0.00	500	0.00
252.	Kumarpal Surendra Shah	500	0.00	0	0.00	500	0.00
253.	Smita Kantilal Dalal	500	0.00	0	0.00	500	0.00
254.	Latin Manharlal Securities Pvt. Ltd.	34,491	0.06	14,491	0.03	20,000	0.13
255.	Rita Prakash Shah	320	0.00	0	0.00	320	0.00
256.	Hemant Shantilal Mayani	500	0.00	250	0.00	250	0.00
257.	Arti Hemant Mayani	500	0.00	250	0.00	250	0.00
258.	Saraswathi Pillai	200	0.00	0	0.00	200	0.00

Sr. No.	Name of Shareholder	Pre-Offer		Post- Offer		Offered Shares	
		Number of equity shares	As a % of Pre-offer share capital of the Exchange	Number of equity shares	As a % of Post-offer share capital of the Exchange	Number of equity shares Offered^	As a % of Total number of equity shares Offered in the Offer^
259.	Heena Bhadresh Patel	150	0.00	0	0.00	150	0.00
260.	Usha Dolat Patel	100	0.00	0	0.00	100	0.00
261.	Harishchand Betala	125	0.00	50	0.00	75	0.00
262.	Vilesh Chandravadan Muchhala	18,801	0.03	801	0.00	18,000	0.12
263.	Matalia Stock Broking Private Limited	44,509	0.08	0	0.00	44,509	0.29
264.	Mahendra Chimanlal Shah	17,673	0.03	0	0.00	17,673	0.11
265.	Nalin Shah Share Brokers Pvt. Ltd	5,000	0.01	0	0.00	5,000	0.03
266.	Varma Brokerages Private Limited	5,700	0.01	0	0.00	5,700	0.04
267.	Rachana Jain	6,500	0.01	0	0.00	6,500	0.04
268.	Mamta Jain	6,500	0.01	0	0.00	6,500	0.04
269.	Manisha Jain	6,500	0.01	0	0.00	6,500	0.04
270.	Ameeta Jain	6,500	0.01	0	0.00	6,500	0.04
271.	Bimla Devi Jain	6,500	0.01	0	0.00	6,500	0.04
272.	Somendra Kumar Jain	6,500	0.01	0	0.00	6,500	0.04
273.	Surendra Kumar Jain	6,500	0.01	0	0.00	6,500	0.04
274.	Sumer Mal Jain	6,500	0.01	0	0.00	6,500	0.04
275.	Ashok Kumar Jain	6,500	0.01	0	0.00	6,500	0.04
276.	Ajit Kumar Jain	6,500	0.01	0	0.00	6,500	0.04
277.	Accord Capital Markets Private Limited	20,527	0.04	0	0.00	20,527	0.13
278.	Dalmia Securities Private Limited	11,628	0.02	0	0.00	11,628	0.08
279.	Mohamed Shafi Jan Mohamed Barwadia	13,000	0.02	5,000	0.01	8,000	0.05
280.	Afzal M Shafi Barwadia	52,000	0.10	40,000	0.07	12,000	0.08
281.	Shauqat Kamruddin Bhanji	17,500	0.03	0	0.00	17,500	0.11
282.	Anand R Ladsariya Shares And Stock Brokers Private	50,173	0.09	0	0.00	50,173	0.33
283.	Pramoda Vinaychandra Shah	2,950	0.01	1,950	0.00	1,000	0.01
284.	Sujata Vinaychandra Shah	3,250	0.01	1,750	0.00	1,500	0.01
285.	Hemaxi	3,250	0.01	1,750	0.00	1,500	0.01

Sr. No.	Name of Shareholder	Pre-Offer		Post- Offer		Offered Shares	
		Number of equity shares	As a % of Pre-offer share capital of the Exchange	Number of equity shares	As a % of Post-offer share capital of the Exchange	Number of equity shares Offered [^]	As a % of Total number of equity shares Offered in the Offer [^]
	Vinaychandra Shah						
286.	Dipa Vinaychandra Shah	3,250	0.01	1,750	0.00	1,500	0.01
287.	Darshini Vinaychandra Shah	3,250	0.01	1,750	0.00	1,500	0.01
288.	Vinaychandra Maganlal Shah	4,475	0.01	475	0.00	4,000	0.03
289.	R.R. Chokhani Stock Brokers Private Ltd.	10,000	0.02	0	0.00	10,000	0.06
290.	Madhavi Umesh Vora	65,000	0.12	55,000	0.10	10,000	0.06
291.	Anvil Share And Stock Broking Pvt Ltd	70,700	0.13	0	0.00	70,700	0.46
292.	Hardik Prakash Shah	380	0.00	0	0.00	380	0.00
293.	Prakash Kanchanlal Shah	2,050	0.00	0	0.00	2,050	0.01
294.	Aakriti Abhishek Bagri	347	0.00	0	0.00	347	0.00
295.	Anita Dalal	15,000	0.03	0	0.00	15,000	0.10
296.	Padmakshi Financial Services Private Ltd	26,455	0.05	2,500	0.00	23,955	0.16
297.	G.R.Pandya Share Broking Ltd.	47,450	0.09	37,450	0.07	10,000	0.06
298.	Danesh Kumar Varma	12,500	0.02	0	0.00	12,500	0.08
299.	Brook Stocks Private Limited	8,950	0.02	0	0.00	8,950	0.06
300.	Raima Equities Private Limited	22,010	0.04	10,500	0.02	11,510	0.07
301.	Prasad L V A	365	0.00	0	0.00	365	0.00
302.	Karvy Escrow	0	0.00	0	0.00	22 [§]	0.00

[^]Subject to finalization of Basis of Allotment

[§]Consolidation of fractional entitlements of the Offered Shares tendered by the Selling Shareholders has resulted in 22 Equity Shares and the same are held by Karvy Computershare Private Limited for the benefit of the Selling Shareholders.